

**QA1**



**HIGH PERFORMANCE SUSPENSION & DRIVELINE**  
**2019**



2018 Open House & #goDRIVEit Cruise

# LETTER FROM THE PRESIDENT

As we conclude our 25th year in business, we look forward to 2019 as the launch of many exciting things for QA1. A new look, new products, new equipment, and expansion plans are just scratching the surface of what we have planned.

We've been busy with production, races, events, and developing new products – but there's a lot of work that flies under the radar. Our team has been working with and contributing to the local schools to promote education and careers in manufacturing and other trades. We are proud to host a memorial golf tournament each year in memory of my father, QA1 founder Jim Jordan, with all funds raised donated to local inclusive playground projects. Additionally, we donate to and support our public safety foundation benefiting firefighters and police officers, and we contribute annually to Toys for Tots and other charities. That's all in addition to the wonderful volunteer work so many of our employees do on a regular basis.

Back to those performance products – in flipping through this catalog, you'll see several new products, some of which have been years in the making. The new MOD Shock is an industry first and we are so excited to see how racers utilize the valving features found only on this shock. With multiple patents pending, this shock can truly be revalved while it's on your vehicle – valve packs with our new QuickTune™ Technology can be easily replaced to get you the valving needed for current track's condition. We are also excited about the new logo you will see on this shock. We will be slowly rolling this new look of QA1 out throughout 2019.

In addition to the new MOD Shock, you'll soon see an expansion of our recently launched C10 suspension kits to encompass more years. We're also very excited to announce our F-100 suspension that will debut at the 2018 SEMA Show. These systems include a torque arm style suspension similar to the C10 systems and will really modernize the ride of your truck. We have been having a blast developing and testing our new truck suspensions and love the feedback we've gotten at events and through the #goDRIVEit Facebook group.

In addition to these new products and others, we're continuing to add new equipment on what feels like a continuous basis. We've been hosting an open house and cruise for 7 years now and love the feedback we get year after year about how people love watching us grow and change. Those who visited the first open house can attest to seeing new spaces and dozens of new machines added over the years. As of this writing, we just took delivery on a new four-mandrel filament winder and oven system for our composites division, and we're awaiting delivery on a new shock assembly cell. Keep an eye out for new, innovative carbon fiber products and other exciting new products and announcements throughout 2019.

We are proud of what QA1 has accomplished in our first 25 years and we are looking to do even more in the next 25 years. We're ecstatic about the path we are on and are so thankful you're on it with us.

#goDRIVEit,

Melissa Scoles  
President/CEO

*We are proud to host a memorial golf tournament each year in memory of my father, QA1 founder Jim Jordan, with all funds raised donated to local inclusive playground projects.*




2018 Jim Jordan Memorial Golf Tournament

2018 Hot Rod Power Tour



*You'll soon see an expansion of our recently launched C10 suspension kits to encompass more years.*

*We are also excited about the new logo you will see on this shock. We will be slowly rolling this new look of QA1 out throughout 2019.*





## COMPANY GROWTH

**1964**

Carrera Shocks was founded, offering quality suspension systems for the racing and high performance industry.

**1993**

Jim Jordan founded QA1 and introduced rod ends and spherical bearings specifically for the performance racing industry.

**1998**

QA1 acquired Hal Shocks and started manufacturing shock absorbers for the drag racing market.

**1999**

QA1 introduced racer revalveable and rebuildable shock absorbers for circle track racing.

**2004**

QA1 acquired Carrera Shocks, making QA1 the #1 manufacturer of performance racing shocks.

**2011**

QA1 acquired Edelbrock's suspension line and CAP Auto, expanding its offering of fabricated suspension products.

**2013**

QA1 built 17,200 sq ft of additional manufacturing space, resulting in over 83,000 sq ft of manufacturing, welding, and distribution space in Lakeville, MN.

**2014**

QA1 introduced its Advanced Materials Division, offering in-house filament winding of carbon fiber and similar materials, to provide driveshafts and other products.

**2015**

Full-vehicle suspension kits for drag racing and performance handling were introduced, and QA1's carbon fiber driveshafts are certified to the SFI 43.1 Standard.

**2018**

Received latest ISO certification and purchased new machinery, including a 4-mandrel winder and larger oven for carbon fiber, strengthening QA1's dedication to manufacturing high-quality products of value.

## A History of Innovation & Expertise

**1968**

The first to offer true racing shocks for the Sprint Car, Midget, and Drag Racing markets.

**1969**

Offered the first "completely manufactured" coil-over shocks with 2 1/2" springs.

**1972**

Introduced the first coil-overs for NASCAR.

**1980s**

Introduced the first 5th Coil and 6th Coil Suspension, invented the popular fade-resistant patented HYPERcharged™ shock and then remote adjustable shocks.

**1990s**

Introduced the 'GP' shock, its original monotube racing shock, which brought unsurpassed reliability and consistency to racing with its larger piston area and unsurpassed piston design.

**2006**

Patented revolutionary design of adjustable, self-lubricating ball joints.

**2016**

First company to have a 2.25" driveshaft certified to the SFI standard, proving the strength of QA1's carbon fiber and resin.

**2018**

Multiple patents pending for revolutionary MOD Series shock and the new QuickTune™ Technology – dry valve packs that can be changed without the mess.

# NEW FOR 2019



**MODSERIES**

PAGE 34

## MOD Series Shocks

*Don't be limited to adjustments! Completely re-valve in minutes with QA1's MOD Series shock. Featuring QuickTune™ Technology – dry valve packs that can be changed without the mess.*



## C10 Suspension

*Accessories for QA1 C10 suspension systems, plus coming soon in 2019: square body rear suspension systems.*



## COMING SOON F-100 Suspension

*Front and rear suspension systems for F-100s set to be released throughout 2019.*



PAGE 29

## Shock Oil

*Specially formulated anti-foam, anti-fade 5wt oil.*

PAGE 11

## Carbon Fiber Driveshafts

*25 new options for a variety of GM, Ford, and Mopar vehicles, including Mustangs, Camaros, and Demons.*







# CARBON FIBER DRIVE SHAFTS



# TRUSTED BY CHAMPIONS



John Urist



Scott Bloomquist Photo by Mike Reufer



Daddy Dave




Mike Marlar Photo by Mike Reufer

# AMERICAN-MADE, BUILT-IN STRENGTH

QA1 carbon fiber driveshafts are wound in-house using resin designed specifically for racing, so strength and surface protection are built right into the tube. Then, a high-strength structural adhesive attaches the tube to the CNC machined forged tube yokes, creating a bond that is virtually unbreakable.



Driveshafts



From years of research and development to filament winding in-house to using 3M™ Matrix Resin, QA1's carbon fiber driveshafts are the highest in quality and performance for your vehicle. QA1 is redefining industry standards by performing our filament winding in-house, in our Lakeville, MN facility – a necessary process to design and produce the correct torsional stiffness specifications for world-class carbon fiber driveshafts.



## CUSTOM REV™ SERIES DRIVESHAFTS

While other carbon fiber driveshafts are often made by cutting a universal pre-made tube to length, QA1 driveshafts are engineered specifically for each vehicle and application. We customize the tube length, wall thickness and pattern, enabling us to manufacture a driveshaft specific to your vehicle and use.

While we offer some application specific driveshafts, the majority of the driveshafts we offer are custom ordered because each owner's car will have different upgrades that could change the length and attachments of the driveshaft.

We have custom driveshafts that fit a variety of vehicles, including:


- 64-77 GM A-Body (Chevelle, Malibu, GTO)
- 67-02 Camaro/Firebird
- 78-88 GM G-Body (Malibu, Regal, Cutlass)
- 64-79 Mopar A-Body (Dart, Duster, Barracuda)\*
- 62-72 Mopar B-Body (Charger, Road Runner)\*
- 70-74 Mopar E-Body (Challenger, Barracuda)\*
- 66-70 Ford Fairlane
- 64-73 Ford Mustang
- 79-04 Ford Mustang with 1350 U-Joints
- And more! This is just a short list, so please contact QA1 to see if we have a driveshaft that works for your vehicle.

\*Pinion yoke may need to be updated to 1350 U-joint.

Part	SFI?	Dia.	U-Joint Options	Slip Yoke Options	Rear Flange Yoke Options	Max Rated Power
JJC-AC0320	Yes	3.2"	1350	Variety	4 Bolt, 2.0" Female Pilot, 4.25" Bolt Hole Circle 4 Bolt, 2.95" Female Pilot, 4.75" Bolt Hole Circle	2000 HP / 1500 Lb*Ft
JJC-AA0310	No	3.2"	1310 1310-1330 1310-1350 1310-3R	Variety	3 Bolt, 16mm Female Pilot, 110mm Bolt Hole Circle 4 Bolt, 2.0" Female Pilot, 3.5" Bolt Hole Circle	750 HP / 500 Lb*Ft
JJC-AA0230	No	2.25"	1310 1310-1330 1310-1350 1310-3R	Variety	4 Bolt, 2.0" Female Pilot, 3.5" Bolt Hole Circle	750 HP / 500 Lb*Ft

### HOW TO ORDER A CUSTOM DRIVESHAFT

We take everything into account when designing a custom driveshaft to make sure it is the perfect fit for you and designed with the appropriate strength, critical speed, and durability to meet very specific performance goals.



## DIRECT FIT REV™ SERIES DRIVESHAFTS


These one-piece bolt-on REV™ Series carbon fiber driveshafts are designed and wound specifically for these applications and directly bolt into the vehicle as a replacement to the factory (often two-piece) driveshaft.

These driveshafts were designed to optimize strength and performance. The strength and weight savings together provide extended transmission and differential life, quicker acceleration and more power to the ground. QA1's driveshafts that are certified to SFI's 43.1 specification utilize a high temperature 3M™ Matrix Resin and attachments that are designed for high-temperature, high-speed use.

Any vehicle modifications could alter driveshaft fit and function. Customer is responsible for ensuring the driveshaft is appropriate for the vehicle.

Application	Years	Engine / Transmission	Part	SFI	Dia.	Weight* (lbs.)	U-Joint	Front Attachment	Rear Attachment	Max Rated Power
<b>FORD</b>										
Mustang/Capri	79-95	5.0L with T-5/SROD/C-4/AOD	JJ-21205	-	3.2"	10.9	1310	Slip Yoke - Billet	Flange Yoke	750 HP / 500 Lb*Ft
Mustang/Capri	79-93	5.0L with Tremec transmissions and 7.5" or 8.8" axles	JJ-21205	-	3.2"	10.9	1310	Slip Yoke - Billet	Flange Yoke	750 HP / 500 Lb*Ft
Mustang Cobra	96-98	4.6L with manual transmission	JJ-21204	-	3.2"	11.0	1310	Slip Yoke	Flange Yoke	750 HP / 500 Lb*Ft
Mustang	96-04	-	JJ-21204	-	3.2"	11.0	1310	Slip Yoke	Flange Yoke	750 HP / 500 Lb*Ft
Mustang GT	05-10	-	JJ-21214	JJ-21209	3.3"	20.7	1350	Flange Yoke	CV	1500 HP / 1000 Lb*Ft
Mustang GT	11-14	-	JJ-21215	JJ-21210	3.3"	21.4	1350	Flange Yoke	CV	1500 HP / 1000 Lb*Ft
Mustang GT	15-17	Automatic	JJ-21211	JJ-21206	3.3"	21.2	1350	Flange Yoke	CV	1500 HP / 1000 Lb*Ft
Mustang GT	15-17	Manual	JJ-21212	JJ-21207	3.3"	21.6	1350	Flange Yoke	CV	1500 HP / 1000 Lb*Ft
Mustang EcoBoost	15-17	Automatic	JJ-21222	JJ-21219	3.3"	21.8	1350	Flange Yoke	CV	1500 HP / 1000 Lb*Ft
Mustang EcoBoost	15-17	Manual	JJ-21223	JJ-21220	3.3"	21.7	1350	Flange Yoke	CV	1500 HP / 1000 Lb*Ft
Mustang/Shelby GT350	15-18	Manual	JJ-21213	JJ-21208	3.3"	21.0	1350	Flange Yoke	CV	1500 HP / 1000 Lb*Ft
Mustang GT	18	Automatic	JJ-21216	JJ-21217	3.3"	21.0	1350	Flange Yoke	CV	1500 HP / 1000 Lb*Ft
Mustang GT	18	Manual	JJ-21221	JJ-21218	3.3"	21.6	1350	Flange Yoke	CV	1500 HP / 1000 Lb*Ft
<b>GM</b>										
Camaro SS	10-15	Automatic	JJ-22209	JJ-22205	3.3"	23.4	1350	CV	Flange Yoke	1500 HP / 1000 Lb*Ft
Camaro SS	10-15	Manual	JJ-22210	JJ-22206	3.3"	23.1	1350	CV	Flange Yoke	1500 HP / 1000 Lb*Ft
Camaro SS	16-18	Automatic	JJ-22211	JJ-22207	3.3"	22.8	1350	CV	Flange Yoke	1500 HP / 1000 Lb*Ft
Camaro SS	16-18	Manual	JJ-22212	JJ-22208	3.3"	22.8	1350	CV	Flange Yoke	1500 HP / 1000 Lb*Ft
<b>MOPAR</b>										
Dodge Challenger SRT Hellcat	15-18	Automatic	JJ-23200	JJ-23202	3.3"	23.5	1350	CV	Flange Yoke	1500 HP / 1000 Lb*Ft
Dodge Challenger Scat Pack / 392 / RT	15-18	Automatic	JJ-23206	JJ-23204	3.3"	23.4	1350	CV	Flange Yoke	1500 HP / 1000 Lb*Ft
Dodge Challenger Hellcat / Scat Pack / 392 / RT	15-18	Manual	JJ-23201	JJ-23203	3.3"	23.1	1350	CV	Flange Yoke	1500 HP / 1000 Lb*Ft
Dodge Demon	18	Automatic	-	JJ-23205	3.3"	23.5	1350	CV	Flange Yoke	1500 HP / 1000 Lb*Ft

\*Weight includes all hardware.



Custom driveshaft with 1350 U-joints

Mustang Driveshaft with flange front and CV rear attachments



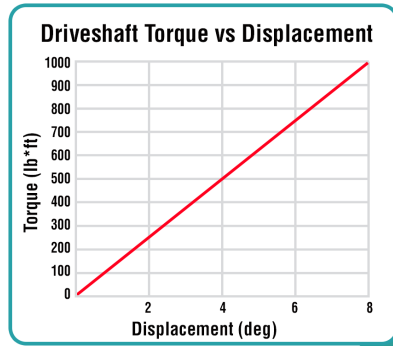
## DIRT LATE MODEL DRIVESHAFTS

Changing track conditions don't have to affect your performance. That's why QA1 offers two carbon fiber driveshaft options for dirt late models. While both provide unmatched performance on any track, they each provide extra benefits in specific conditions.

Our 2.25" driveshaft utilizes TractionTwist™ technology to get better traction on slick tracks, while the 3.2" driveshaft takes advantage of rough conditions, providing extra alignment (XMA) to avoid the binding that today's dirt cars are seeing from the articulation coming from advances in suspension technology.

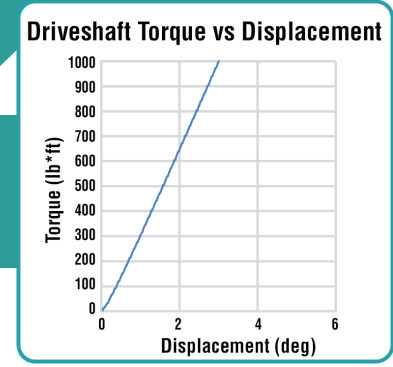
### WHICH DRIVESHAFT SHOULD I USE?

While both driveshafts work for all track conditions, we recommend using our 3.2" XMA style driveshaft for tacky or rough conditions and then installing the 2.25" driveshaft with TractionTwist™ Technology for slick conditions.



**TractionTwist™ Technology**  
 This driveshaft features a unique tube that provides more twist under load, resulting in increased traction. It smooths the RPMs out, providing even more torque to the tires. It's been track tested with numerous Crown Jewel victories.

**XMA Style (Extreme Misalignment)**  
 With more U-joint misalignment than any other brand, QA1's XMA style driveshaft provides more clearance under deceleration, which is especially critical when the car is "on the bars" during corner entry.



With 8" Slip Yoke	Without 8" Slip Yoke	Length	Diameter	Weight*
<b>WITH TRACTIONTWIST™ TECHNOLOGY</b>				
JJ-11260	JJ-11269	34.5"	2.25"	5.8 lbs.
JJ-11261	JJ-11270	35.0"	2.25"	5.8 lbs.
JJ-11262	JJ-11271	35.5"	2.25"	5.9 lbs.
JJ-11263	JJ-11272	37.0"	2.25"	5.9 lbs.
JJ-11264	JJ-11273	37.5"	2.25"	5.9 lbs.
JJ-11265	JJ-11274	38.0"	2.25"	5.9 lbs.
JJ-11266	JJ-11276	38.5"	2.25"	6.0 lbs.
JJ-11267	JJ-11277	39.0"	2.25"	6.0 lbs.
<b>XMA STYLE</b>				
JJ-11238	JJ-11242	34.5"	3.2"	7.1 lbs.
JJ-11239	JJ-11243	35.0"	3.2"	7.1 lbs.
JJ-11224	JJ-11230	35.5"	3.2"	7.2 lbs.
JJ-11225	JJ-11231	37.0"	3.2"	7.2 lbs.
JJ-11226	JJ-11232	37.5"	3.2"	7.2 lbs.
JJ-11227	JJ-11233	38.0"	3.2"	7.2 lbs.
JJ-11228	JJ-11234	38.5"	3.2"	7.3 lbs.
JJ-11229	JJ-11235	39.0"	3.2"	7.3 lbs.

The first 2.25" diameter carbon fiber driveshaft designed for dirt late models

\*Slip yoke adds 2.3 lbs. Every driveshaft is torsion tested to 2,500 Lb\*Ft.



## 2 Styles Tailored to Your Track Needs

## DIRT MODIFIED DRIVESHAFTS

Wound in-house with 3M™ Matrix Resin and using Spicer Life Series® U-joints, you know you are getting the best performance, quality and durability possible with QA1 driveshafts. The lightest and strongest on the market and safer than steel or aluminum, they have won countless championships.

With 8" Slip Yoke	Without 8" Slip Yoke	Length	Diameter	Weight*
JJ-12201	JJ-12209	29.0"	2.25"	5.6 lbs.
JJ-12202	JJ-12210	29.5"	2.25"	5.6 lbs.
JJ-12203	JJ-12211	30.0"	2.25"	5.7 lbs.
JJ-12204	JJ-12212	30.5"	2.25"	5.7 lbs.
JJ-12205	JJ-12213	31.0"	2.25"	5.7 lbs.
JJ-12206	JJ-12214	31.5"	2.25"	5.7 lbs.
JJ-12207	JJ-12215	32.0"	2.25"	5.8 lbs.
JJ-12208	JJ-12216	32.5"	2.25"	5.8 lbs.
JJ-12217	JJ-12218	33.0"	2.25"	5.8 lbs.

\*Slip yoke adds 2.3 lbs. Every driveshaft is torsion tested to 2,500 Lb\*Ft.

### SPECIFIC FEATURES

- 7075 aluminum tube yokes for ultimate strength
- Greater degree of misalignment
- Spicer Life Series® 1310 U-joints
- Torsion tested to 2,500 lb\*ft



### QA1 2.25" DRIVESHAFT VS. COMPETITOR 2.25" CARBON FIBER AND STEEL DRIVESHAFTS

This bar graph shows the amount of torque required to yield or permanently deform various carbon fiber and steel driveshafts. This data was collected for 38" driveshafts with either a 2.25" O.D. (carbon) or 2" O.D. (steel). This testing shows that QA1's carbon fiber driveshafts are not only stronger than competitors' carbon fiber driveshafts, but also far stronger than steel driveshafts. In addition, QA1's 2.25" driveshaft is 12% to 20% lighter than both competitor carbon shafts and 38% lighter than the steel shaft.

## CRATE LATE MODEL DRIVESHAFTS

QA1 driveshafts for crate late models are the lightest and strongest on the market and safer than steel or aluminum. Wound in-house with 3M™ Matrix Resin and using Spicer Life Series® U-joints, QA1 crate late model driveshafts are occupying victory lanes all over the country.

With 8" Slip Yoke	Without 8" Slip Yoke	Length	Diameter	Weight*
JJ-11244	JJ-11246	34.5"	2.25"	5.8 lbs.
JJ-11245	JJ-11247	35.0"	2.25"	5.8 lbs.
JJ-11212	JJ-11218	35.5"	2.25"	5.9 lbs.
JJ-11255	JJ-11257	36.0"	2.25"	5.9 lbs.
JJ-11256	JJ-11258	36.5"	2.25"	5.9 lbs.
JJ-11213	JJ-11219	37.0"	2.25"	5.9 lbs.
JJ-11214	JJ-11220	37.5"	2.25"	6.0 lbs.
JJ-11215	JJ-11221	38.0"	2.25"	6.0 lbs.
JJ-11216	JJ-11222	38.5"	2.25"	6.1 lbs.
JJ-11217	JJ-11223	39.0"	2.25"	6.1 lbs.

\*Slip yoke adds 2.3 lbs. Every driveshaft is torsion tested to 2,500 Lb\*Ft.

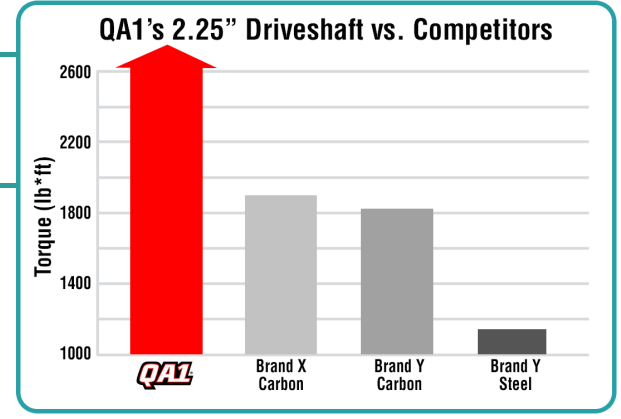


Photo by CRP Photos

Driveshafts

Driveshafts





# CIRCLE TRACK SHOCKS



**NITROGEN CHARGED**

Tunable gas pressure keeps the shock oil stable and foam-free.

**FLOATING PISTON**

Also known as a separator piston, the floating piston separates the nitrogen gas from the shock oil.



**DURABLE BODIES**

QA1 shock bodies feature custom-made precision tubing and a durable zinc or powdercoat finish.

**NEW PREMIUM OIL**

New in 2019 – a new oil formula has been designed to last longer and reduce foaming and degradation.

**DEFLECTIVE DISC VALVING**

QA1's pistons are CNC machined in-house from 6061 aluminum and feature deflective disc valving, which allows for precise valving control and adjustments.

**HARD CHROME PLATED, SOLID PISTON ROD**

Centerless ground, hard chrome plated piston rod is high-strength to resist rock chips, bending, or breaking.

**THREE-STEP SEALING GLAND**

Premium urethane gland seals and the highest quality o-rings and wiper seals ensure leak-free shock absorbers.

**QUALITY BEARINGS**

QA1's precision spherical bearings complement each bearing-mounted shock. These bearings are bind-free to allow smooth and consistent operation.



**WORLD-CLASS QUALITY**

Made in the USA, every single QA1 shock is dyno tested and serialized to ensure consistency in production and performance.

**BASE VALVE**

Deflective disc-style base valve allows easy tuning of the base valve force for precise compression control.

**EXTERNAL BODY**

An external body separate from the internal tube means the shock can be dented and will still operate, keeping you in the race!

**INTERNAL GAS BAG**

Separates a small amount of inert gas from the oil. Ensures a fade-free shock that can be mounted in any orientation.

**INTERNAL COMPRESSION TUBE**

Custom tubing made to QA1 specs ensures a glass-like surface for superior piston performance.



Made in Lakeville, Minnesota, QA1's shocks utilize unique manufacturing processes and components to stay on top of the latest suspension technology. Chances are great that if you want it, we've got it – and at an affordable price.

Series	Body	Sealed or Rebuildable	Monotube or Twin Tube	Diameter	Threaded Body or Sleeve	Description and PNs on page
<b>STOCK MOUNT SHOCKS</b>						
23	Steel	S	M	2"	-	19
27	Steel	R (S - 27A)	M	2"	-	20
53	Steel	R	TT	2 1/16"	-	21
<b>BEARING MOUNT SHOCKS</b>						
16	Aluminum	R	M	2"	Body	22
60	Aluminum	R	TT	2"	-	24
62	Aluminum	R	TT	2"	Body	25
63	Aluminum	S	TT	2"	Body	25
82	Aluminum	R	TT	1 5/8"	Body	26
20	Steel	S	M	2"	Sleeve Available	22
26	Steel	R (S - 26A)	M	2"	Sleeve Available	23
51	Steel	R	TT	2 1/16"	Sleeve Available	24
70	Steel	R	TT	1 5/8"	Sleeve Available	26

**STEEL VS ALUMINUM**

When rules allow for use, aluminum shocks can help racers save weight over steel shocks.

**SEALED VS REBUILDABLE**

We offer sealed shocks for racers whose sanctioning bodies or tracks require it; however, if you're not under any limitations, we recommend a rebuildable shock to save money. If you bend or damage a piston rod, you can just replace the rod instead of throwing the shock away. Fix or tune shocks yourself with a few tools, or send them to a QA1 Shock Service and Tuning Center to get you back on the track in no time.

**MONOTUBE VS TWIN TUBE**

Monotube shocks have a larger-diameter piston, which can react to bumps and ruts quicker and result in increased consistency. Twin tubes provide more direct feel; drivers describe feeling the bumps better and easily knowing when and how much throttle to apply.

With twin tubes, you can dent the shock and still stay in the race because the piston rides inside a compression tube, which is spaced slightly in from the wall of the shock body. In a monotube, the piston rides directly on the inside wall of the shock body.

We manufacture both styles in order to support both preferences. Both options are designed to get you to the ultimate destination – Victory Lane!

**ALL QA1 SHOCKS**

- Deflective disc valving
- Custom valving available
- 100% dyno tested
- Made in the USA

See page 18 for common valving tips and page 27 for a full list of our shock accessories, like coil-over kits and alternate mounts, as well as pieces for rebuilding your shocks, including tuning kits, internal components, and rebuild and filling tools.



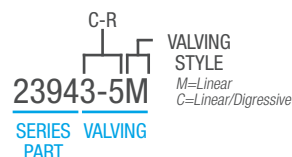
## COMMON VALVINGS

Application	LF	RF	LR	RR	Notes
<b>23/27/53 SERIES</b>					
Street Stock - Dry dirt track	7	7-3**	3-5	4	* 23/27 Series recommended
Street Stock - Tacky dirt track	7	8**	4	5	** 5393x features shorter compressed length for more travel
Street Stock - Weight Transfer	6-4	4-8**	12-2*	4	
Street Stock - Conventional Asphalt	7	7-3	3-5	4	
Street Stock - Tie-down Asphalt	5-13**	6-12**	4-6	5	
Southern Sport Mod - Average	5-3	3-6**	8-2	4	
Southern Sport Mod - Heavy	5	5**	7-4	5	
<b>26/28/50/51 SERIES</b>					
Modified - Dry dirt track	5	3-8	9-1	3-5	* 5-10 valving for smooth/fast tracks. If the track is rough, don't go stiffer than a 9 valve on rebound
Modified - Tacky dirt track	5	5-10*	7-4	4	
3 Link Modified - Dry dirt track	6-4	3-8	12-2	3-5	
3 Link Modified - Tacky dirt track	5	5-10	7-4	5	
Modified - Conventional Asphalt	5	6	3-5	5	
Modified - Tie-down Asphalt	5-13	5-11	4-6	5	
<b>60 SERIES</b>					
Dirt Sprint Car - Dry dirt track*	4-6	5-3	3-10	5	* Call for latest recommendation as sprint car valvings change regularly
Dirt Sprint Car - Tacky dirt track*	5	5	4-6	5	
Asphalt Sprint*	4-8	4-7	3-13	5	
Asphalt Sprint - High Bank*	4-7	5-6	4-10	5	
<b>16/62 SERIES</b>					
Dirt Late Model - Dry	5-7	4-13	9-1*	3-5	* 1699-1B recommended for dirt late model LR shocks
Dirt Late Model - Heavy/Rough	5-7	5-13	6-4	4	** 16 Series with linear/digressive valving recommended
Asphalt Late Model	4-13**	5-12**	4-6	6-4	
Asphalt Tour Modified	5-7	5	4-6	4	
<b>82 SERIES</b>					
Mini Sprint Dirt - Heavy	2	3	3	4	
Mini Sprint Dirt - Dry	2	2	2-5	4	
Midget Dirt - Heavy	3-5	4-2	4-2	4	
Midget Dirt - Dry	3	4-1	3	3	
Asphalt Mini Sprint	2-4	4	2-3	3	
Asphalt Midget	4-6	4	4-6	4	

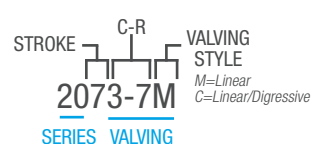
NOTE: Other valvings not listed on this page are available for the same price.

## HOW PART NUMBERS WORK

### STOCK MOUNT



### BEARING MOUNT



## QA1 SHOCK TIPS

### DIRT CARS

- Twin tube shocks will generally provide more grip and better feel on dry slick racetracks.
- A monotube shock on the LR corner will help to control chassis hike-down.
- Digressive rebound valving can be used on the right side of an oval track car on a rough track to help the tire stay on the track and absorb the bumps.
- Using a 20, 23, or 26 Series shock on the LR with 51 or 53 Series on the rest can provide great driver feel with increased drive and chassis hike.

### ASPHALT CARS

- Asphalt cars generally need 1 to 2 valve numbers softer rebound on the RF shock versus LF shock.

### GENERAL TIPS

- Twin tube shocks increase low-speed rebound dramatically when changing from a 9 valve on rebound to anything stiffer. This is due to the piston design requiring no-bleed on the rebound circuit, which forces the shock oil through the shimstack even at low shock speeds.
- Tie Down Shock - A RF shock that will tie down the car has an increased rebound and can help the car rotate through the corner and slow weight transfer to the RR. Too much rebound can hurt forward traction, but the right amount can dramatically increase drivability and forward bite.
- On some monotube shocks, gas pressure can be adjusted for changing track conditions. Minimal gas is desired when the track is smooth; this will give increased feeling. Increasing gas pressure is desired when the track is rough, but it often delivers an "above the track" feeling or lack of feedback for the driver. Find the right amount of pressure based on track conditions and your driving preference.

## 23 Series

### SEALED STEEL MONOTUBE SHOCK

The best shock on the market for any class of car that requires a non-rebuildable stock mount shock. Internally and functionally, it's the same as a 26 or 27 Series shock, but it comes sealed for various sanctioning bodies' rules. Shock includes modern valving and lots of valving options.

Part	Compressed Length	Extended Length	Upper Mount	Lower Mount	O.D.
2394x	9.40"	14.00"	Stud	T-Bar	2"
2395x	10.38"	15.67"	Stud	T-Bar	2"
2368x	14.30"	22.63"	T-Bar	Eyelet	2"
2358x	13.00"	21.38"	T-Bar	Stud	2"
2388x	13.00"	21.38"	Stud	Eyelet	2"



### FRONT

Valving C-R	GM Mid-Size, 70-81 Camaro	GM Full-Size, Ford Full / Mid-Size
<b>LINEAR</b>		
3-5	23943-5M	23953-5M
3-8	23943-8M	23953-8M
5	23945M	23955M
5-3	23945-3M	23955-3M
7	23947M	23957M
7-3	23947-3M	23957-3M
8	23948M	23958M
Specify	2394xM	2395xM
<b>LINEAR / DIGRESSIVE</b>		
3-8	23943-8C	23953-8C
3-12	23943-12C	23953-12C
4-12	23944-12C	23954-12C
4-13	23944-13C	23954-13C
5-8	23945-8C	23955-8C
5-10	23945-10C	23955-10C
5-12	23945-12C	23955-12C
Specify	2394xC	2395xC

### REAR

Valving C-R	GM Full / Mid-Size	70-81 Camaro	Most Fords & 79-83 Mustangs
<b>LINEAR</b>			
3-5	23683-5M	23583-5M	23883-5M
4	23684M	23584M	23884M
4-6	23684-6M	23584-6M	23884-6M
5	23685M	23585M	23885M
7-3	23687-3M	23587-3M	23887-3M
8-2	23688-2M	23588-2M	23888-2M
12-2	236812-2M	235812-2M	238812-2M
Specify	2368xM	2358xM	2388xM



Be certain to check compressed and extended lengths carefully for proper fit. QA1 lengths do not necessarily correspond to competitors' lengths.



## 27 Series

### REBUILDABLE STEEL MONOTUBE SHOCK

Featuring a zinc-plated body for excellent corrosion resistance and including a 46mm hard anodized piston, the 27 Series is a stock mount version of our tried-and-true 26 Series and works great on both dirt and asphalt tracks.

Part	Compressed Length	Extended Length	Upper Mount	Lower Mount	O.D.
2794x	9.40"	14.00"	Stud	T-Bar	2"
2795x	10.38"	15.67"	Stud	T-Bar	2"
2768x	14.30"	22.63"	T-Bar	Eyelet	2"
2758x	13.00"	21.38"	T-Bar	Stud	2"
2788x	13.00"	21.38"	Stud	Eyelet	2"

### FRONT

#### HYPERSCREW

Valving C-R	GM Mid-Size, 70-81 Camaro & Firebird	GM Full-Size, Ford Full / Mid-Size
<b>LINEAR</b>		
Dry*	2794M-DRY	2795M-DRY
3-5	27943-5M	27953-5M
3-8	27943-8M	27953-8M
5	27945M	27955M
5-3	27945-3M	27955-3M
7	27947M	27957M
7-3	27947-3M	27957-3M
8	27948M	27958M
Specify	2794xM	2795xM
<b>LINEAR / DIGRESSIVE</b>		
Dry*	2794C-DRY	2795C-DRY
3-8	27943-8C	27953-8C
3-12	27943-12C	27953-12C
4-12	27944-12C	27954-12C
4-13	27944-13C	27954-13C
5-8	27945-8C	27955-8C
5-10	27945-10C	27955-10C
5-12	27945-12C	27955-12C
Specify	2794xC	2795xC

\* Shock with no oil or valving

### REAR

#### HYPERSCREW

Valving C-R	GM Full / Mid-Size	70-81 Camaro & Firebird	Most Fords & 79-83 Mustangs
<b>LINEAR</b>			
Dry*	2768M-DRY	2758M-DRY	2788M-DRY
3-5	27683-5M	27583-5M	27883-5M
4	27684M	27584M	27884M
5	27685M	27585M	27885M
8-2	27688-2M	27588-2M	27888-2M
12-2	276812-2M	275812-2M	278812-2M
Specify	2768xM	2758xM	2788xM

\* Shock with no oil or valving

#### SEALED HYPERSCREW (IMCA)

Valving C-R	GM Mid-Size, 70-81 Camaro & Firebird	GM Full-Size, Ford Full / Mid-Size
<b>LINEAR</b>		
3-5	27A943-5M	27A953-5M
3-8	27A943-8M	27A953-8M
5	27A945M	27A955M
5-3	27A945-3M	27A955-3M
7	27A947M	27A957M
7-3	27A947-3M	27A957-3M
8	27A948M	27A958M
Specify	27A94xM	27A95xM
<b>LINEAR / DIGRESSIVE</b>		
3-8	27A943-8C	27A953-8C
3-12	27A943-12C	27A953-12C
4-12	27A944-12C	27A954-12C
4-13	27A944-13C	27A954-13C
5-8	27A945-8C	27A955-8C
5-10	27A945-10C	27A955-10C
5-12	27A945-12C	27A955-12C
Specify	27A94xC	27A95xC

\* Shock with no oil or valving

#### SEALED HYPERSCREW (IMCA)

Valving C-R	GM Full / Mid-Size	70-81 Camaro & Firebird	Most Fords & 79-83 Mustangs
<b>LINEAR</b>			
3-5	27A683-5M	27A583-5M	27A883-5M
4	27A684M	27A584M	27A884M
5	27A685M	27A585M	27A885M
8-2	27A688-2M	27A588-2M	27A888-2M
12-2	27A6812-2M	27A5812-2M	27A8812-2M
Specify	27A68xM	27A58xM	27A88xM

\* Shock with no oil or valving

**HYPERSCREW** - Threaded round port near the bearing end of the shock body is sealed with a small screw.  
**SEALED HYPERSCREW** - Gas pressure is only adjustable by QA1 and QA1 Authorized Rebuilders per sanctioning body (IMCA) and track rules.



## 53 Series

### REBUILDABLE STEEL TWIN TUBE SHOCK

The 53 Series is one of the most popular shocks on the market. Options with smaller compressed front lengths are offered for racers that are looking for extra compression travel. Its twin tube design provides excellent feel of all four tires and exceptional traction on even the most slippery tracks. Whether you are looking for stiff rebound for asphalt applications or an easy-up for dirt tracks, look to the 53 Series for premium performance.



Part	Compressed Length	Extended Length	Upper Mount	Lower Mount	O.D.
5393x	8.63"	12.00"	Stud	T-Bar	2 1/16"
5394x	9.38"	13.50"	Stud	T-Bar	2 1/16"
5395x	10.13"	15.00"	Stud	T-Bar	2 1/16"
5368x	13.63"	21.50"	T-Bar	Eyelet	2 1/16"
5358x	13.13"	21.00"	T-Bar	Stud	2 1/16"
5388x	13.13"	21.00"	Stud	Eyelet	2 1/16"

### FRONT

Valving C-R	GM Mid-Size, 70-81 Camaro & Firebird (shorter compressed length)	GM Mid-Size, 70-81 Camaro & Firebird (standard compressed length)	GM Full-Size, Ford Full / Mid-Size
<b>LINEAR</b>			
Dry*	5393-DRY	5394-DRY	5395-DRY
3-5	53933-5	53943-5	53953-5
3-6	53933-6	53943-6	53953-6
3-8	53933-8	53943-8	53953-8
4	53934	53944	53954
4-6	53934-6	53944-6	53954-6
4-10	53934-10	53944-10	53954-10
4-12	53934-12	53944-12	53954-12
4-13	53934-13	53944-13	53954-13
5	53935	53945	53955
5-3	53935-3	53945-3	53955-3
5-8	53935-8	53945-8	53955-8
5-10	53935-10	53945-10	53955-10
6-12	53936-12	53946-12	53956-12
7	53937	53947	53957
7-3	53937-3	53947-3	53957-3
8-4	53938-4	53948-4	53958-4
Specify	5393x	5394x	5395x
<b>VARIABLE LINEAR / DIGRESSIVE</b>			
Dry*	5393LD-DRY	5394LD-DRY	5395LD-DRY

\* Shock with no oil, valving, or gas bag

### REAR

Valving C-R	GM Full / Mid-Size	70-81 Camaro	Most Fords & 79-83 Mustangs
<b>LINEAR</b>			
Dry*	5368-DRY	5358-DRY	5388-DRY
3	53683	53583	53883
3-5	53683-5	53583-5	53883-5
4	53684	53584	53884
4-6	53684-6	53584-6	53884-6
5	53685	53585	53885
5-3	53685-3	53585-3	53885-3
6-3	53686-3	53586-3	53886-3
7-2	53687-2	53587-2	53887-2
8-2	53688-2	53588-2	53888-2
Specify	5368x	5358x	5388x
<b>VARIABLE LINEAR / DIGRESSIVE</b>			
Dry*	5368LD-DRY	5358LD-DRY	5388LD-DRY

\* Shock with no oil, valving, or gas bag



Don't see your valving listed? No problem! While it's impossible to stock every combination available, order any valving you want by giving us a call! All custom valving orders are available to ship after 2 business days.

Be certain to check compressed and extended lengths carefully for proper fit. QA1 lengths do not necessarily correspond to competitors' lengths.



# 16 Series

## REBUILDABLE ALUMINUM MONOTUBE SHOCK

The 16 Series shock is a large body shock that is built to last at an affordable price. The Schrader valve allows you to adjust your gas pressure to help adapt to changing track conditions. Featuring a hard anodized body that provides excellent corrosion resistance and superior hardness, this shock is designed to be a top performer for years. The 16 Series is a great shock for late models. Works best on rough, heavy and average dirt race tracks as well as any asphalt track.

Stroke	Compressed Length	Extended Length	O.D.
7"	13.38"	20.13"	2"
9"	15.38"	24.13"	2"

Valving C-R	7" Stroke	9" Stroke
<b>LINEAR</b>		
Dry*	167M-DRY	169M-DRY
3-5	1673-5M	1693-5M
4	1674M	1694M
4-6	1674-6M	1694-6M
4-7	1674-7M	1694-7M
4-9	1674-9M	1694-9M
5	1675M	1695M
5-3	1675-3M	1695-3M
9-1	1679-1B	1699-1B
Specify	167xM	169xM
<b>LINEAR / DIGRESSIVE</b>		
Dry*	167C-DRY	169C-DRY
3-8	1673-8C	1693-8C
3-12	1673-12C	1693-12C
4-12	1674-12C	1694-12C
4-13	1674-13C	1694-13C
5-8	1675-8C	1695-8C
5-10	1675-10C	1695-10C
5-12	1675-12C	1695-12C
Specify	167xC	169xC
<b>VARIABLE LINEAR / DIGRESSIVE</b>		
Dry*	167LD-DRY	169LD-DRY
<b>BLEED ADJUST PISTON ROD</b>		
Dry*	167R-DRY	169R-DRY

\* Shock with no oil or valving

# 20 Series

## SEALED STEEL MONOTUBE SHOCK

20 Series shocks are internally and functionally the same as 26 Series shocks but are sealed for various sanctioning bodies' rules. It is the best shock on the market for any class of cars that require a non-rebuildable shock and can handle extreme compression and rebound forces for asphalt and dirt tracks.

Stroke	Compressed Length	Extended Length	O.D.
7"	13.40"	20.63"	2"
9"	15.40"	24.63"	2"

Valving C-R	7" Stroke	9" Stroke
<b>LINEAR</b>		
3	2073M	2093M
3-7	2073-7M	2093-7M
4	2074M	2094M
4-6	2074-6M	2094-6M
5	2075M	2095M
7-2	2077-2M	2097-2M
7-3	2077-3M	2097-3M
8-2	2078-2M	2098-2M
12-2	20712-2M	20912-2M
Specify	207xM	209xM
<b>LINEAR / DIGRESSIVE</b>		
3-8	2073-8C	2093-8C
3-12	2073-12C	2093-12C
4-12	2074-12C	2094-12C
4-13	2074-13C	2094-13C
5-8	2075-8C	2095-8C
5-10	2075-10C	2095-10C
5-12	2075-12C	2095-12C
Specify	207xC	209xC



# 26 Series


## REBUILDABLE STEEL MONOTUBE SHOCK

The 26 Series shock is designed to be a rock-solid monotube shock that shines on both dirt and asphalt tracks. The zinc-plated body provides excellent corrosion resistance and consistency. With a variety of piston and valving options available, the 26 Series can handle extreme compression and rebound forces for both asphalt and dirt tracks.

Stroke	Compressed Length	Extended Length	O.D.
7"	13.40"	20.63"	2"
9"	15.40"	24.63"	2"

Valving C-R	7" Stroke	9" Stroke
<b>LINEAR</b>		
Dry*	267M-DRY	269M-DRY
3	2673M	2693M
3-5	2673-5M	2693-5M
3-7	2673-7M	2693-7M
4	2674M	2694M
4-6	2674-6M	2694-6M
5	2675M	2695M
5-3	2675-3M	2695-3M
7-2	2677-2M	2697-2M
7-3	2677-3M	2697-3M
8-2	2678-2M	2698-2M
9-1	2679-1B	2699-1B
10-2	26710-2M	26910-2M
12-2	26712-2M	26912-2M
Specify	267xM	269xM
<b>LINEAR / DIGRESSIVE</b>		
Dry*	267C-DRY	269C-DRY
3-8	2673-8C	2693-8C
3-12	2673-12C	2693-12C
4-12	2674-12C	2694-12C
4-13	2674-13C	2694-13C
5-8	2675-8C	2695-8C
5-10	2675-10C	2695-10C
5-12	2675-12C	2695-12C
Specify	267xC	269xC
<b>VARIABLE LINEAR / DIGRESSIVE</b>		
Dry*	267LD-DRY	269LD-DRY
<b>BLEED ADJUST PISTON ROD</b>		
Dry*	267R-DRY	269R-DRY

\* Shock with no oil or valving



Valving C-R	7" Stroke	9" Stroke
<b>SEALED HYPERSCREW (IMCA)</b>		
<b>LINEAR</b>		
3	26A73M	26A93M
3-5	26A73-5M	26A93-5M
3-7	26A73-7M	26A93-7M
4	26A74M	26A94M
4-6	26A74-6M	26A94-6M
5	26A75M	26A95M
5-3	26A75-3M	26A95-3M
7-2	26A77-2M	26A97-2M
7-3	26A77-3M	26A97-3M
8-2	26A78-2M	26A98-2M
9-1	26A79-1B	26A99-1B
10-2	26A710-2M	26A910-2M
12-2	26A712-2M	26A912-2M
Specify	26A7xM	26A9xM
<b>LINEAR / DIGRESSIVE</b>		
4-10	26A74-10C	26A94-10C
5-8	26A75-8C	26A95-8C
5-10	26A75-10C	26A95-10C
5-12	26A75-12C	26A95-12C
5-13	26A75-13C	26A95-13C
Specify	26A7xC	26A9xC
<b>SCHRADER VALVE</b>		
<b>LINEAR</b>		
Dry*	26V7M-DRY	26V9M-DRY
3	26V73M	26V93M
3-5	26V73-5M	26V93-5M
3-7	26V73-7M	26V93-7M
4	26V74M	26V94M
4-6	26V74-6M	26V94-6M
5	26V75M	26V95M
5-3	26V75-3M	26V95-3M
7-2	26V77-2M	26V97-2M
7-3	26V77-3M	26V97-3M
8-2	26V78-2M	26V98-2M
9-1	26V79-1B	26V99-1B
10-2	26V710-2M	26V910-2M
12-2	26V712-2M	26V912-2M
Specify	26V7xM	26V9xM
<b>LINEAR / DIGRESSIVE</b>		
Dry*	26V7C-DRY	26V9C-DRY
3-8	26V73-8C	26V93-8C
3-12	26V73-12C	26V93-12C
4-12	26V74-12C	26V94-12C
4-13	26V74-13C	26V94-13C
5-8	26V75-8C	26V95-8C
5-10	26V75-10C	26V95-10C
5-12	26V75-12C	26V95-12C
Specify	26V7xC	26V9xC
<b>VARIABLE LINEAR / DIGRESSIVE</b>		
Dry*	26V7LD-DRY	26V9LD-DRY
<b>BLEED ADJUST PISTON ROD</b>		
Dry*	26V7R-DRY	26V9R-DRY

\* Shock with no oil or valving

Don't see your valving listed? No problem! While it's impossible to stock every combination available, order any valving you want by giving us a call! All custom valving orders are available to ship after 2 business days.

Be certain to check compressed and extended lengths carefully for proper fit. QA1 lengths do not necessarily correspond to competitors' lengths.



## 51 Series

### REBUILDABLE STEEL TWIN TUBE SHOCK

Crafted with hard anodized internals and a zero gas pressure design, the 51 Series provides the most grip on slick tracks and the best feel of any shock. This shock excels on average to dry-slick dirt and asphalt tracks where traction is limited and also as an axle wrap up shock. It gives superior feel and grip on all tracks.

Stroke	Compressed Length	Extended Length	O.D.
7"	13.38"	20.30"	2 1/16"
9"	15.38"	24.30"	2 1/16"

Valving C-R	7" Stroke	9" Stroke
LINEAR		
Dry*	517-DRY	519-DRY
3	5173	5193
3-5	5173-5	5193-5
3-6	5173-6	5193-6
3-7	5173-7	5193-7
3-8	5173-8	5193-8
4	5174	5194
4-6	5174-6	5194-6
4-8	5174-8	5194-8
4-13	5174-13	5194-13
5	5175	5195
5-1	5175-1	5195-1
5-3	5175-3	5195-3
5-7	5175-7	5195-7
5-10	5175-10	5195-10
6	5176	5196
6-2	5176-2	5196-2
6-4	5176-4	5196-4
7-2	5177-2	5197-2
8-2	5178-2	5198-2
9-1	5179-1	5199-1
9-2	5179-2	5199-2
Specify	517x	519x
VARIABLE LINEAR / DIGRESSIVE		
Dry*	517LD-DRY	519LD-DRY
BLEED ADJUST PISTON ROD		
Dry*	517R-DRY	269R-DRY

\* Shock with no oil, valving, or gas bag

## 60 Series

### REBUILDABLE ALUMINUM TWIN TUBE SHOCK

The 60 Series provides the driver with more grip and feel as track conditions diminish. It is designed for sprint cars where zero rod force is desirable to get into the track. Works best on average to dry-slick dirt and asphalt tracks where traction is limited.

Stroke	Compressed Length	Extended Length	O.D.
6"	12.38"	18.25"	2"
7"	13.38"	20.25"	2"
8"	14.38"	22.25"	2"
9"	15.38"	24.25"	2"

Valving C-R	6" Stroke	7" Stroke	8" Stroke	9" Stroke
LINEAR				
Dry*	606-DRY	607-DRY	608-DRY	609-DRY
3-5	6063-5	6073-5	6083-5	6093-5
4	6064	6074	6084	6094
4-6	6064-6	6074-6	6084-6	6094-6
5	6065	6075	6085	6095
5-3	6065-3	6075-3	6085-3	6095-3
Specify	606x	607x	608x	609x
VARIABLE LINEAR / DIGRESSIVE				
Dry*	606LD-DRY	607LD-DRY	608LD-DRY	609LD-DRY
BLEED ADJUST PISTON ROD				
Dry*	606R-DRY	607R-DRY	608R-DRY	609R-DRY

\* Shock with no oil, valving, or gas bag

## 62 Series

### REBUILDABLE ALUMINUM TWIN TUBE SHOCK

Commonly used when a coil-over shock is needed in dirt or asphalt applications, these shocks will provide drivers with plenty of grip and feel. The 62 Series is often used on late models and modifieds. Works best on average to dry-slick dirt and asphalt tracks where traction is limited.

Stroke	Compressed Length	Extended Length	O.D.
5"	11.38"	16.30"	2"
6"	12.38"	18.30"	2"
7"	13.38"	20.30"	2"
8"	14.38"	22.30"	2"
9"	15.38"	24.30"	2"

Valving C-R	5" Stroke	6" Stroke	7" Stroke	8" Stroke	9" Stroke
LINEAR					
Dry*	625-DRY	626-DRY	627-DRY	628-DRY	629-DRY
3-5	6253-5	6263-5	6273-5	6283-5	6293-5
3-7	6253-7	6263-7	6273-7	6283-7	6293-7
4	6254	6264	6274	6284	6294
4-6	6254-6	6264-6	6274-6	6284-6	6294-6
4-7	6254-7	6264-7	6274-7	6284-7	6294-7
4-13	6254-13	6264-13	6274-13	6284-13	6294-13
5	6255	6265	6275	6285	6295
5-3	6255-3	6265-3	6275-3	6285-3	6295-3
5-7	6255-7	6265-7	6275-7	6285-7	6295-7
6	6256	6266	6276	6286	6296
6-2	6256-2	6266-2	6276-2	6286-2	6296-2
6-4	6256-4	6266-4	6276-4	6286-4	6296-4
9-3	6259-3	6269-3	6279-3	6289-3	6299-3
Specify	625x	626x	627x	628x	629x
LINEAR / DIGRESSIVE					
Dry*	625LD-DRY	626LD-DRY	627LD-DRY	628LD-DRY	629LD-DRY
BLEED ADJUST PISTON ROD					
Dry*	625R-DRY	626R-DRY	627R-DRY	628R-DRY	629R-DRY

\* Shock with no oil, valving, or gas bag

## 63 Series

### SEALED ALUMINUM TWIN TUBE SPEC SHOCK

The 63 Series is a sealed non-rebuildable version of the 62 Series. These are most commonly used in coil-over applications on both dirt and asphalt tracks. The twin tube design gives excellent feel and grip across all track conditions, but they really shine when there is a lack of grip. Built as a spec shock that could be used at specific tracks or series, the 63 Series can be used in any late model or modified.

Stroke	Compressed Length	Extended Length	O.D.
7"	13.38"	20.30"	2"
9"	15.38"	24.30"	2"

### FRONT

Valving C-R	7" Stroke	9" Stroke
LINEAR / DIGRESSIVE		
5-400	6375-400	6395-400
5-500	6375-500	6395-500
5-650	6375-650	6395-650
5-850	6375-850	6395-850

### REAR

Valving C-R	7" Stroke	9" Stroke
LINEAR		
4	6374	6394
4-6	6374-6	6394-6
5-3	6375-3	6395-3

Linear / digressive shocks use standard QA1 linear valving code for compression, while the digressive rebound code is the actual force of the shock at 1" per second in pounds.



Be certain to check compressed and extended lengths carefully for proper fit. QA1 lengths do not necessarily correspond to competitors' lengths.

Don't see your valving listed? No problem! While it's impossible to stock every combination available, order any valving you want by giving us a call! All custom valving orders are available to ship after 2 business days.



## 70 Series


### REBUILDABLE STEEL TWIN TUBE SHOCK

Similar in function to the 51 Series, QA1's 70 Series shocks are just as durable and perform like our large body twin tubes but in a smaller size. The decreased O.D. allows the 70 Series to fit where large bodies cannot. Designed for lightweight classes and for increased control arm clearance. Works best on smooth to average dirt and asphalt tracks.

Stroke	Compressed Length	Extended Length	O.D.
6"	11.63"	17.75"	1 5/8"
7"	12.63"	19.75"	1 5/8"
9"	14.63"	23.75"	1 5/8"

Valving C-R	6" Stroke	7" Stroke	9" Stroke
<b>LINEAR</b>			
Dry*	706-DRY	707-DRY	709-DRY
1	7061	7071	7091
2	7062	7072	7092
2-4	7062-4	7072-4	7092-4
3	7063	7073	7093
3-1	7063-1	7073-1	7093-1
3-5	7063-5	7073-5	7093-5
4	7064	7074	7094
4-2	7064-2	7074-2	7094-2
5	7065	7075	7095
Specify	706x	707x	709x

\* Shock with no oil, valving, or gas bag



## 82 Series

### REBUILDABLE ALUMINUM TWIN TUBE SHOCK

The 82 Series shocks work great in various lightweight racing classes. The threaded body makes coil-over adjustments a breeze and its two piece design allows the shock to be repaired inexpensively. Popular choice for dwarf cars, micros, mini sprints, lightweight road race and recreational vehicles. Works best on average to dry-slick dirt or asphalt tracks.

Stroke	Compressed Length	Extended Length	O.D.
3"	8.00"	10.75"	1 5/8"
4"	9.63"	13.75"	1 5/8"
5"	10.63"	15.75"	1 5/8"
6"	11.63"	17.75"	1 5/8"
7"	12.63"	19.75"	1 5/8"
8"	13.63"	21.75"	1 5/8"
9"	14.63"	23.75"	1 5/8"

Valving C-R	3" Stroke	4" Stroke	5" Stroke	6" Stroke	7" Stroke	8" Stroke	9" Stroke
<b>LINEAR</b>							
Dry*	823-DRY	824-DRY	825-DRY	826-DRY	827-DRY	828-DRY	829-DRY
2	8232	8242	8252	8262	8272	8282	8292
2-4	8232-4	8242-4	8252-4	8262-4	8272-4	8282-4	8292-4
3	8233	8243	8253	8263	8273	8283	8293
3-5	8233-5	8243-5	8253-5	8263-5	8273-5	8283-5	8293-5
4	8234	8244	8254	8264	8274	8284	8294
4-6	8234-6	8244-6	8254-6	8264-6	8274-6	8284-6	8294-6
5	8235	8245	8255	8265	8275	8285	8295
Specify	823x	824x	825x	826x	827x	828x	829x

\* Shock with no oil, valving, or gas bag

Don't see your valving listed? No problem! While it's impossible to stock every combination available, order any valving you want by giving us a call! All custom valving orders are available to ship after 2 business days.

### COIL-OVER KITS

Series	Length	Use with Spring	Part
16	all	2 1/2" I.D.	CK6201
20	7"	2 1/2" I.D.	CK5005
	9"	2 1/2" I.D.	CK5007
26	all	5" O.D.	CK5009
	7"	2 1/2" I.D.	CK5005
28	9"	2 1/2" I.D.	CK5007
	all	5" O.D.	CK5009
50	7"	2 1/2" I.D.	CK5005
	9"	2 1/2" I.D.	CK5007
51	all	5" O.D.	CK5009
	7"	2 1/2" I.D.	CK5105
62	9"	2 1/2" I.D.	CK5107
	all	5" O.D.	CK5109
63	all	2 1/2" I.D.	CK6201
70	all	1 7/8" I.D.	CK7001
	all	2 1/2" I.D.	CK7002
82	all	1 7/8" I.D.	CK8201

Kits include components for one shock and contain some or all of the following, depending on application:


- Aluminum sleeve
- Spring cap retainer pin
- Spring cap
- Jam nut
- Spring seat adjuster nut
- Snap rings
- Wire ties



### THRUST BEARING KIT

Part  
7888-109

Use with all coil-over shocks. Kit includes (2) thrust bearings and (4) washers to simplify adjustments. Kit includes parts for (2) shocks.



### BUMP STOPS

Dimensions	Part
1 1/2" O.D. x 3" L*	BC01
1 9/10" O.D. x 7/8" L	BC02

Designed for soft front spring set-ups with a progressive rate.

\*Can be shortened to desired length.



### ONE-PIECE BUSHINGS

Dimensions	Part
.750" I.D. x 1.06" O.D.	9032-150
.625" I.D. x 1.06" O.D.	9032-348

These bushings need to be pressed into the shock loop.



### REPLACEMENT BEARING KIT

Race	Dimensions	Part
Steel	1/2" I.D. x 1.06" O.D. x 5/8" W	SIB8-101PK

Kits include bearings and snap rings for one shock. For use with all QA1 circle track replaceable bearing shocks.



### STUD TOP BUSHING KIT

Fits	Includes	Part
QA1 stud top shocks	Shock mounting hardware for 5/8" and 7/8" openings	MK03

These kits include:

- (2) Washers
- (1) Hex nut
- (2) Bushings
- (1) Lock nut



### SPRING SPACERS

Use with Spring	Length	Part
1 7/8" I.D.	3/4"	9004-107
2 1/2" I.D.	1"	9004-110

All spring spacers may be stacked for greater spacing.



9004-110



**EYELET MOUNTS**

Series	Material	Thread	Part
16, 20, 26, 28, 50, 51, 60, 62 & 63	Steel	9/16"-18	9036-103
70 & 82	Steel	7/16"-18	9036-148
16, 20, 26, 28, 50, 51, 60, 62 & 63	Aluminum	9/16"-18	9036-104
70 & 82	Aluminum	7/16"-18	9036-105



9036-104

Bearing mount with bearing and snap rings. Kits contain components for one shock end.

**ALUMINUM SHOCK EXTENSIONS**

Series	Length	Thread	Part
All except 70 & 82	1"	9/16"-18	9029-163
All except 70 & 82	2"	9/16"-18	9029-164



9029-164

**EXTENDED LENGTH EYELETS**

Series	Material	Length	Part
16, 20, 26, 28, 50, 51, 60, 62 & 63	Steel	1"	9036-198
16, 20, 26, 28, 50, 51, 60, 62 & 63	Steel	2"	9036-199
16, 20, 26, 28, 50, 51, 60, 62 & 63	Aluminum	1"	9036-200
16, 20, 26, 28, 50, 51, 60, 62 & 63	Aluminum	2"	9036-201



9036-201

These extended length eyelets come with a premium QA1 spherical bearing pre-installed. All feature 9/16"-18 threads.

**THREAD ADAPTER**

Order this adapter and the desired extended length eyelet.

Series	Part
70 & 82	9033-117

**SHOCK TOOLS**

**MONOTUBE TOOLS**

Series	Part	Part
26, 27 & 28	Clamp Tool	7791-143
26, 27 & 28	Fill Tool - Hyperscrew	7791-140
16, 26V & 28V	Fill Tool - Schrader Valve	7791-147



7791-147

7791-140

**SPANNER WRENCHES**

Series	Includes	Part
16, 26, 28, 50, 51, 60, 62 & 63	2 wrenches	T114W
70, 82	1 wrench	T120W




T114W

T120W

**CLOSURE NUT WRENCH**


Series	Part
FC, 16, 50, 51, 53, 60, 62, 70 & 82	7791-162



**REBUILDER'S CORNER**

**PISTON RODS**

Series	Length	Part	Bleed Adjust Part
<b>LARGE BODY</b>			
16	7"	9028-118	
	9"	9028-114	
26	7"	9028-118	9028-701
	9"	9028-114	9028-901
2768x	all	9028-138	
2794x	all	9028-141	
2795x	all	9028-115	
2758x, 2788x	all	9028-116	
28	7"	9028-118	
	9"	9028-114	
50	7"	9028-118	
	9"	9028-114	
51	7"	9028-118	9028-701
	9"	9028-114	9028-901
5393x	all	9028-244	
5394x	all	9028-141	
5395x	all	9028-115	
5358x & 5388x	all	9028-116	
5368x	all	9028-117	
60	6"	9028-122	9028-601
	7"	9028-118	9028-701
	8"	9028-138	9028-801
62	9"	9028-114	9028-901
	5"	9028-121	9028-501
	6"	9028-122	9028-601
FC194x	7"	9028-118	9028-701
	8"	9028-138	9028-801
	9"	9028-114	9028-901
FC195x	all	9028-141	
FC195x	all	9028-115	
FC788x	all	9028-116	
FC168x, FC258x	all	9028-117	
<b>SMALL BODY</b>			
70	6"	9028-134	
	7"	9028-135	
	9"	9028-137	
	3"	9028-131	
	4"	9028-132	
82	5"	9028-133	
	6"	9028-134	
	7"	9028-135	
	8"	9028-136	
	9"	9028-137	



**BLEED ADJUSTABLE PISTON ROD**

Convert a non-adjustable shock to a rebound bleed adjustable, compression bleed adjustable, or simultaneous compression and rebound adjustable shock. Featuring a needle and seat design, quick and easy bleed adjustments can be made via the clicker wheel in the bearing loop.

**PISTON ROD BULLETS**

Series	Part
16, 26, 27, 28, FC, 50, 51, 53, 60 & 62	7791-157
70 & 82	7791-158

These piston rod bullets allow rebuilders to easily install the gland onto the piston rod without damaging the seals.



**SHOCK OIL**

Amount	Part
1 gal.	SF16

**NEW** New in 2019, QA1 5wt shock oil is specially formulated for use with QA1 shocks.



**REBUILD KITS**

Series	Part
51, 53, 60, & 62	RK01
FC & 50	RK02
70 & 82	RK04
16, 26, 27 & 28	RK10

Rebuild kits contain components for one shock and include:

- PTFE / carbon fiber band
- Piston rod seal
- O-rings
- Travel indicator ring



**TUNING KITS**

Series	For	Includes	Part
FC, 50, 51, 53, 60 & 62	Large Body Twin Tube	Pistons, Base Valves, Assortment of Deflective Discs, Drill Bits, Seal Kit, Instructions	TK01
70 & 82	Small Body Twin Tube	O-Rings, Seals, Assortment of Deflective Discs, Wipers, Instructions	TK02
16, 26, 27 & 28	Monotube	Assortment of Deflective Discs, O-Rings, Seals, Instructions	TK08
16, 26, 27, 28, 50, 51, 53, 60, 62, FC	Complements other kits	Deflective Discs, Ring Shims, Bleed Shims, Piston Checkballs, Piston Dowel Pins, Instructions	TK09

TK09 is an advanced tuning expansion kit that complements other Monotube and Large Body Twin Tube Tuning Kits and includes all of our latest shock components. Designed for experienced rebuilders.

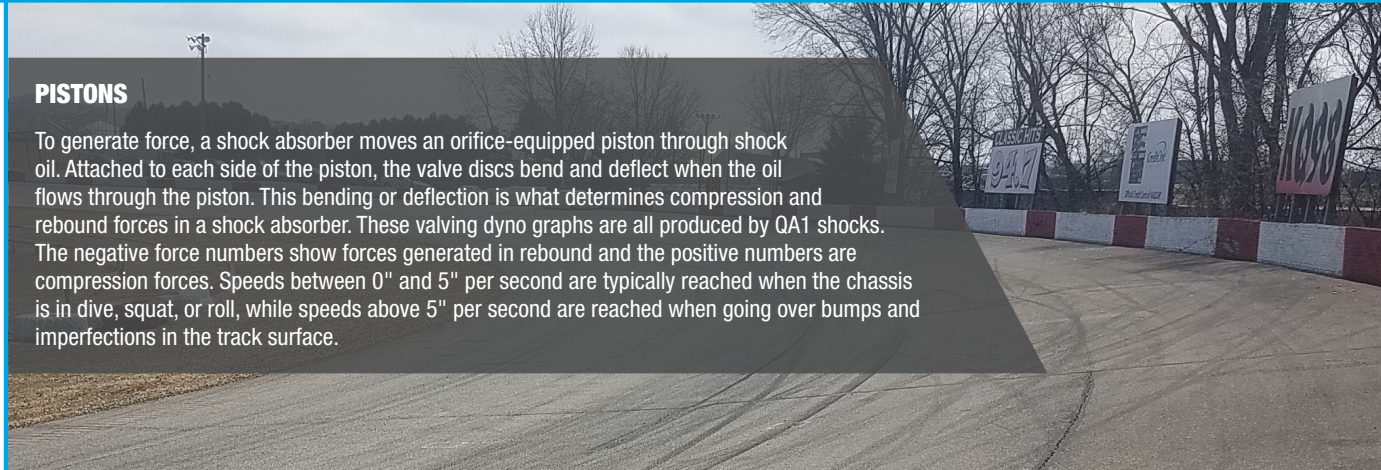




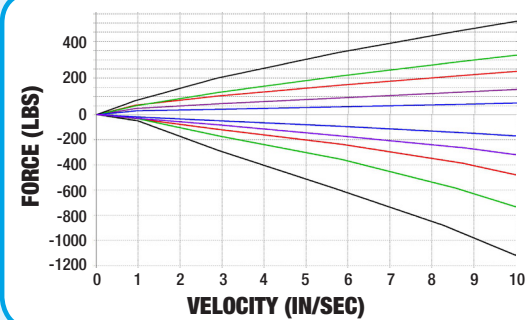
# REBUILDER'S CORNER

## PISTONS

To generate force, a shock absorber moves an orifice-equipped piston through shock oil. Attached to each side of the piston, the valve discs bend and deflect when the oil flows through the piston. This bending or deflection is what determines compression and rebound forces in a shock absorber. These valving dyno graphs are all produced by QA1 shocks. The negative force numbers show forces generated in rebound and the positive numbers are compression forces. Speeds between 0" and 5" per second are typically reached when the chassis is in dive, squat, or roll, while speeds above 5" per second are reached when going over bumps and imperfections in the track surface.



## MONOTUBE



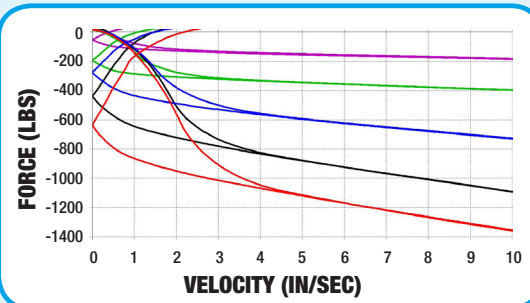
P.V.P. COMPRESSION & REBOUND GRAPH

### LINEAR

Valvings Shown: 3, 5, 7, 9, 12 with 0.070" bleed

Creates a force curve that features an increase in force directly related to an increase in speed - the quicker the shock moves, the stiffer it becomes. Typically used on inconsistent racing surfaces to increase grip or used where lighter valving is preferred.

Part	Series	Diameter	Compression	Rebound
9057-239	16, 26, 27 & 28	46mm	0°	0°
9057-276	16, 26, 27 & 28	46mm	0°	3°



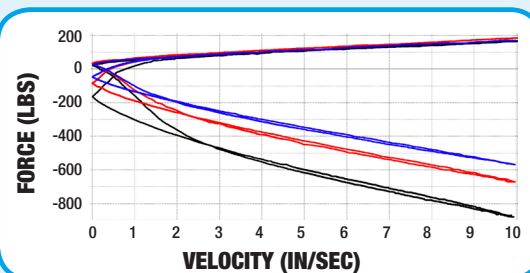

C.V.P. REBOUND GRAPH

### LINEAR/DIGRESSIVE

Valvings Shown: 6, 8, 10, 12, 13 with 0.013" bleed

This piston has similar compression to the linear piston but features 5.5° of dish on the rebound side. This dish, combined with the piston port design, increases low speed control and driver feel and is commonly used when a tie down shock is needed on the front or left rear corner of asphalt cars or the right front of dirt cars.

Part	Series	Diameter	Compression	Rebound
9057-279	16, 20, 23, 26, 27 & 28	46mm	0°	5.5°



C.V.P. REBOUND GRAPH

### HI-LO

Parts Shown: 9057-274 (blue); 9057-275 (red); 9057-276 (black), all shown with no bleed

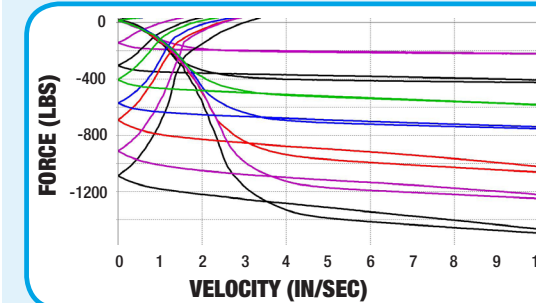
Features kidney-shaped ports on one face and round ports on the other, creating a softer curve on one side with a stiffer curve on the other.

Part	Series	Diameter	Compression	Rebound
9057-274	16, 26, 27 & 28	46mm	0°	0°
9057-275	16, 26, 27 & 28	46mm	0°	1.5°
9057-276	16, 26, 27 & 28	46mm	0°	3°



# REBUILDER'S CORNER

## MONOTUBE & TWIN TUBE



C.V.P. REBOUND GRAPH

### VARIABLE PRELOAD LINEAR/DIGRESSIVE

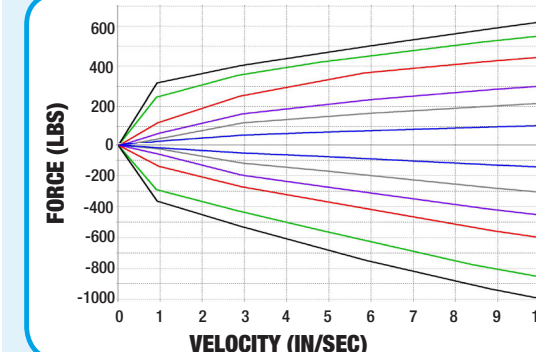
Custom Valvings Shown

These pistons have a flat linear compression and digressive rebound with up to 0.056" of preload to generate low-speed control without excessive high-speed force, helping you maintain grip over surface irregularities. Used on both dirt and asphalt cars, these pistons can generate the force numbers you're looking for to keep the left rear up or keep the front end sealed off. The amount of shim stack preload, bleed, shim thickness and diameter are all able to be tuned to tailor the force curve of the shock.



Part	Style	Series	Diameter
9057-286	Twin Tube	FC, 50, 51, 53, 60 & 62	35mm
9057-289	Monotube	16, 20, 23, 26, 27 & 28	46mm

## TWIN TUBE



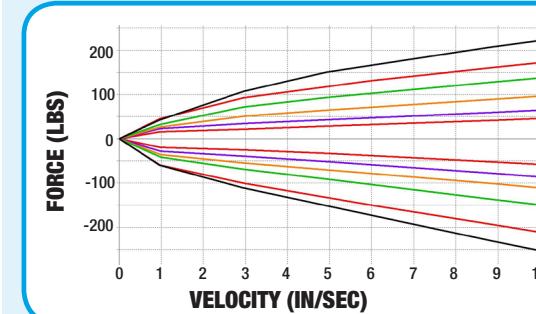
P.V.P. COMPRESSION & REBOUND GRAPH

### LARGE BODY LINEAR

Valvings Shown: 3, 5, 7, 9, 11, 12 with varying bleeds

QA1's large body twin tube shocks are equipped for quick response when the shock changes direction. Two check ball ports allow for independent compression and rebound bleed circuits for precise low-speed control.

Part	Series	Diameter	Compression	Rebound
9057-221	FC, 50, 51, 53, 60 & 62	35mm	1.5°	1.5°



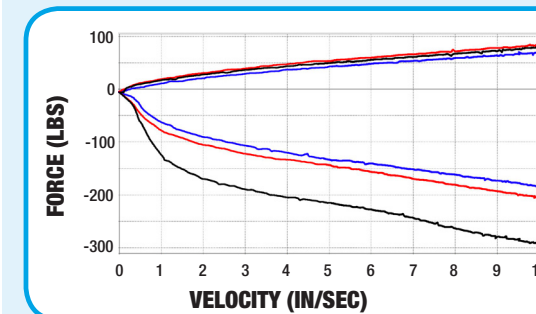
P.V.P. COMPRESSION & REBOUND GRAPH

### SMALL BODY LINEAR

Valvings Shown: 1, 2, 3, 4, 5, 6 with 0.02" bleed

QA1's small body twin tube piston has a nice, smooth, linear curve. This piston is designed to provide consistent performance through its velocity range without the need to adjust bleed sizes and is crafted in-house from billet aluminum before being hard anodized for durability.

Part	Series	Diameter	Compression	Rebound
9057-252	70 & 82	1"	1°	2°



P.V.P. COMPRESSION & REBOUND GRAPH

### TWO-PORT

Parts Shown: 9057-271 (black); 9057-272 (red); 9057-273 (blue), all shown with no bleed

Allows the valve discs to open consistently, resulting in a smoother force curve and accommodating independent compression and rebound circuits for precision low-speed force control.

Part	Series	Diameter	Compression	Rebound
9057-271	FC, 50, 51, 53, 60 & 62	35mm	0.5°	3°
9057-272	FC, 50, 51, 53, 60 & 62	35mm	1°	2°
9057-273	FC, 50, 51, 53, 60 & 62	35mm	1.5°	1.5°







Photo by Matt Ruitter



# DRAG & STREET SHOCKS



# DRAG & STREET SHOCKS | MOD Series Shock

**NEW**



**DON'T BE LIMITED TO ADJUSTMENTS... COMPLETELY RE-VALVE IN MINUTES**

QA1's MOD Series shock is designed specifically to meet the demands required by today's high performance drag race and handling/pro-touring cars, which require higher force curves as their performance levels increase.

The MOD shock is a unique double adjustable design with adjustable low-speed bleed. This allows for fully independent control over the compression and rebound characteristics. This shock is one of the most capable shocks on the market today with its impressive force curve capability and high level of tunability.

The key element to this range of adjustment is the QuickTune™ Technology – modular valve packs that can easily be swapped out. Never before could you change the valving characteristics this much without completely disassembling the shock. Using QuickTune™ Technology, the MOD Series shock can be revalved in minutes without interrupting the oil path and opening the shock up for debris and air contamination, all while the shock remains on the car.

**MULTIPLE PATENTS PENDING**



Compressed Height	Extended Height	Right Piggyback	Left Piggyback	Right Canister	Left Canister
10.125"	14.000"	M411PR	M411PL	M411CR	M411CL
10.625"	15.000"	M421PR	M421PL	M421CR	M421CL
11.500"	16.875"	M511PR	M511PL	M511CR	M511CL
12.500"	18.750"	M611PR	M611PL	M611CR	M611CL
12.875"	19.500"	M711PR	M711PL	M711CR	M711CL
14.875"	23.625"	M911PR	M911PL	M911CR	M911CL

*Hose length is 18" long.*



**INDEXABLE BASE EYELETS FOR MOUNTING FLEXIBILITY**

- Unbolt and reattach the base eyelet
- Achieve the best shock and canister placement

**EXTERNAL CANISTER MOUNTING FLEXIBILITY**

- Nitrogen-charged canister
- Piggyback or remote configuration

**MODULAR VALVE PACKS**

- On-the-car shock revalving
- QuickTune™ Technology - dry valve packs that can be changed without the mess
- Available in multiple force curves

Expansion Pack	Includes
TK111	Advanced tuning kit of (8) additional valve packs



**MOD SHOCK ACCESSORIES**

Accessory	Descriptions	Part
Canister Mount	Panel	9039-308
	Control Arm for 1 1/4" Tubing	9039-305
Extended Eyelets	Base (+1/2")	9036-230
	Rod (+1")	9036-229
Spanner Wrench		T121W
Bleed Adjust Tool		7791-170

**LOOKING FOR A DIRECT FIT?**

The MOD Series shock is available as a stock mount Pro Coil System for many vehicles. See our GM, Ford, and Mopar sections to find part numbers.



# DRAG & STREET SHOCKS | Custom Shocks

If you have altered or built the vehicle, you need custom mount shocks. Simply take a measurement or two and your shock selection is complete.

- Made in the USA – Top-notch quality and repeatability for many years
- T6061 aluminum construction – Great mix of strength and weight savings
- Designed for 2.5" I.D. springs – Compact design and great spring rate availability
- Coil-over hardware for 2 1/2" I.D. springs included – No need to spend extra on spring caps and adjuster nuts

## PROMA STAR

### DOUBLE & SINGLE ADJUSTABLE SHOCKS

The #1 choice for custom car builders, this shock is ideal for custom chassis of all types and includes a heavy-duty 5/8" piston rod to withstand even the most demanding driving applications.

Compressed Height	Extended Height	Recommended Ride Height	Spring Length	Mounting	Double Adj. Part	Single Adj. Part
8 3/4"	11 1/8"	9 1/2" to 10"	7"	Bearing	DD301	DS301
				Bushing	DD302	DS302
9 1/2"	12 3/4"	10 3/4" to 11 1/4"	7" / 8" / 9"	Bearing	DD303	DS303
				Bushing	DD304	DS304
10 1/8"	14"	11 1/2" to 12 1/2"	9"	Bearing	DD401	DS401
				Bushing	DD402	DS402
11 1/8"	15"	12 1/2" to 13 1/2"	10"	Bearing	DD403	DS403
				Bushing	DD404	DS404
11 5/8"	16 7/8"	14" to 15"	12"	Bearing	DD501	DS501
				Bushing	DD502	DS502
12 5/8"	18 3/4"	15 1/4" to 16 3/4"	14"	Bearing	DD601	DS601
				Bushing	DD602	DS602
13"	19 1/2"	16" to 17 1/2"	14"	Bearing	DD701	DS701
				Bushing	DD702	DS702
15"	23 5/8"	18 1/2" to 21 1/2"	14"	Bearing	DD901	DS901
				Bushing	DD902	DS902



## ULTRA RIDE

### REBOUND ADJUSTABLE SHOCKS

Designed to optimize ride quality, many builders turn to this shock when building custom cruisers. Like the QA1 Proma Star, it's easy to adapt to all sorts of chassis and includes a heavy-duty 5/8" piston rod. It has a comfortable fixed compression setting with a wide range of rebound adjustment – great for smooth-riding street rods and hot rods.

Compressed Height	Extended Height	Recommended Ride Height	Spring Length	Mounting	Part
8 3/4"	11 1/8"	9 1/2" to 10"	7"	Bushing	US302
9 1/2"	12 3/4"	10 3/4" to 11 1/4"	7" / 8" / 9"	Bushing	US304
10 1/8"	14"	11 1/2" to 12 1/2"	9"	Bushing	US402
11 1/8"	15"	12 1/2" to 13 1/2"	10"	Bushing	US404
11 5/8"	16 7/8"	14" to 15"	12"	Bushing	US502
12 5/8"	18 3/4"	15 1/4" to 16 3/4"	14"	Bushing	US602



## ALUMA MATIC

### NON-ADJUSTABLE SHOCKS

The Alumatic coil-over shock was carefully designed to provide an optimal balance between ride quality and performance using preferred valving pre-set from the factory for ride-sensitive feel.

Compressed Height	Extended Height	Recommended Ride Height	Spring Length	Mounting	Part
8 5/8"	11 3/8"	9 3/4" to 10 1/4"	7"	Bushing	ALN3855P
10 1/8"	14 3/8"	12" to 12 1/2"	9" / 10"	Bushing	ALN4855P
11 1/8"	16 3/8"	13 1/2" to 14"	12"	Bushing	ALN5855P


## PRO-REAR SYSTEMS

### CUSTOM MOUNT WELD-IN REAR COIL-OVER CONVERSION SYSTEMS

Fabricate your own coil-over rear suspension system in virtually any non-leaf spring vehicle.

Includes:

- (2) Coil-over shocks
- (2) Springs - linear or variable rate
- All mounting hardware



Adjustability	LINEAR RATE SPRINGS			VARIABLE RATE SPRINGS		
	Rear End Weight of Vehicle					
	1050-1300 lbs.	1301-1500 lbs.	1501-1700 lbs.	1050-1300 lbs.	1301-1550 lbs.	1551-1850 lbs.
<b>FOR 3" DIAMETER AXLE</b>						
MOD Series	DM501-12110	DM501-12130	DM501-12150	-	-	-
Double Adjustable	DD501-12110	DD501-12130	DD501-12150	DD501-12100V	DD501-12130V	DD501-12175V
Single Adjustable	DS501-12110	DS501-12130	DS501-12150	DS501-12100V	DS501-12130V	DS501-12175V
Ride Sensitive	ALN12110K	ALN12130K	ALN12150K	ALN1500K	ALN2000K	ALN4000K
Springs Only	12HT110	12HT130	12HT150	12HT100/200	12HT130/250	12HT175/350
<b>FOR 3.25" DIAMETER AXLE</b>						
MOD Series	DM501-1101	DM501-1301	DM501-1501	-	-	-
Double Adjustable	DD501-1101	DD501-1301	DD501-1501	DD501-100V1	DD501-130V1	DD501-175V1
Single Adjustable	DS501-1101	DS501-1301	DS501-1501	DS501-100V1	DS501-130V1	DS501-175V1
Ride Sensitive	ALN12110K-1	ALN12130K-1	ALN12150K-1	ALN1500K-1	ALN2000K-1	ALN4000K-1
Springs Only	12HT110	12HT130	12HT150	12HT100/200	12HT130/250	12HT175/350

**NEED SPRINGS?**  
see pg 43



If you have a stock vehicle that has not had any alterations to the original suspension, stock mount shocks are the right choice for you. Stock mount shocks bolt directly to the factory location so there's no need for cutting or welding.

See our GM, Ford, and Mopar sections in this catalog to see if we have a shock for your specific year and model.



## MUSTANG II

### STOCK MOUNT FRONT PRO COIL COIL-OVER SYSTEMS

QA1's Mustang II system provides ride height adjustability and valving adjustment in one easy-to-install bolt-in package. Users often refer to these systems as the best thing they've updated on their entire car.

- Adjustable valving - Fine-tune ride quality and performance
- Aluminum shocks and chrome plated springs provide outstanding appearance
- T6061 aluminum construction is a great mix of strength and weight savings
- Heavy-duty 5/8" piston rod withstands even the harshest driving
- Made in the USA

	<1350 lbs.	1350 - 1525 lbs.	1526 - 1700 lbs.	1701+ lbs.
<b>DOUBLE ADJUSTABLE</b>				
Stock 7/16" I.D. Bolt Hole, Bushing	MD303-08375	MD303-08500	MD303-08600	MD303-08700
1/2" I.D. Bolt Hole, Bushing	MD302-08375	MD302-08500	MD302-08600	MD302-08700
1/2" I.D. Bolt Hole, Bearing	MD301-08375	MD301-08500	MD301-08600	MD301-08700
<b>SINGLE ADJUSTABLE</b>				
Stock 7/16" I.D. Bolt Hole, Bushing	MS303-08375	MS303-08500	MS303-08600	MS303-08700
1/2" I.D. Bolt Hole, Bushing	MS302-08375	MS302-08500	MS302-08600	MS302-08700
1/2" I.D. Bolt Hole, Bearing	MS301-08375	MS301-08500	MS301-08600	MS301-08700
<b>DRAG "R" SERIES</b>				
Stock 7/16" I.D. Bolt Hole, Bushing	MR303-08375	MR303-08500	MR303-08600	MR303-08700
1/2" I.D. Bolt Hole, Bushing	MR302-08375	MR302-08500	MR302-08600	MR302-08700
1/2" I.D. Bolt Hole, Bearing	MR301-08375	MR301-08500	MR301-08600	MR301-08700

*These recommendations are general guidelines only. The weight of the vehicle, personal ride preference, etc. need to be taken into account.*

*All have a compressed height of 7.88" and an extended height of 11".*



## NON-COIL-OVER SHOCKS

### STOCKER STAR SERIES

QA1's non-coil-over shocks are perfect for those who want better ride and performance but are happy with their current ride height.

- Lightweight billet aluminum bodies
- Three-step sealing system eliminates drag & dirt intrusion
- 100% dyno tested & serialized
- Serviceable & rebuildable by QA1 authorized service centers
- Made in the USA
- Used in drag racing, street performance, autocross, road racing & street rod applications

## PRO COIL SHOCKS & STRUTS

These bolt-in systems give you the flexibility you need with adjustable valving, ride height adjustability, and a variety of spring rate options. Combine front and rear for a complete suspension makeover.

- Lightweight billet aluminum shocks or high performance DOM steel struts with silver powder coated springs
- Easy, bolt-in installation
- Three-step sealing system eliminates drag & dirt intrusion
- Ride height adjustable
- 100% dyno tested & serialized
- Serviceable & rebuildable by QA1 authorized service centers
- Made in the USA
- Used in drag racing, street performance, autocross, road racing & street rod applications

Pro Coil Systems include:

- 2 Shocks
- 2 Springs
- All Mounting Brackets and Hardware



**FRONT SHOCKS**

FROM STOCK TO 2" LOWER

**FRONT STRUTS**

FROM STOCK TO 1 1/2" LOWER

**REAR SHOCKS**

FROM STOCK TO 1 1/2" LOWER

### MOD SERIES SHOCK

Don't be limited to adjustments! Completely re-valve your shock in minutes with MOD Series shocks using QuickTune™ Technology - dry valve packs that eliminate the mess. Learn more on page 34.



### SPECIFIC APPLICATIONS

The shock application guides begin on pages 48 (GM), 90 (Ford), and 110 (Mopar).

**NEED SPRINGS?**  
see pg 43



### CONVERSION KITS

Conversion kits are used when you need a different mounting end on your shock.

#### CONVERT TO STUD

Converts From	Converts To	Notes	Part	Includes
Eyelet	Stud Top	For Proma Star, Ultra Ride and Aluma Matic shocks	SS110SDM	(1) stud (2) bushings (2) washers (2) nuts
Eyelet	Stud Top	For Stocker Star (TD, TS, TR, TN) non-coil-over shocks	SS100SD	(1) stud (2) bushings (2) washers (2) nuts
Eyelet	Stud Bottom		SS200SD	(1) stud (2) washers (2) nuts
Stud Top Coil-Over	Stud Top with Cap	For 1993-2002 Camaro/Firebird front shocks (GD502, GS502 and GR502) that utilize a 2 1/2" I.D. coil spring	SS112SDM <i>Requires upper spring cap 9018-101 or 9018-113.</i>	(1) stud (2) washers (2) nuts



#### CONVERT TO EYELET

Converts From	Notes	Length	Part	Includes
Stud or Standard Length Eyelet	For QA1 shocks with 9/16"-18 piston rod thread	Standard	SS300LT	(1) eyelet (1) bushing (1) 1/2" sleeve (1) 5/8" sleeve
		1" Extended	9036-202	
		2" Extended	9036-203	




#### CONVERT TO T-BAR

Converts From	Notes	T-Bar	Bolt Spacing	Part	Includes
Eyelet	3/4" O.D. Bushing Mounted T-Bar Kit Eyelet must be utilizing QA1 3/4" I.D. bushing (part # 9032-390)	3"	2" to 3"	BAR300K	(1) zinc plated 3/4" O.D. T-bar (2) retaining c-clips (2) 3/8" bolts (2) 3/8" lock nuts
		3.5"	2" to 3"	BAR350K	
		3.625"	2.625" to 3.625"	BAR360K	
Eyelet	3/4" O.D. Bushing Mounted T-Bar Kit Eyelet must be utilizing QA1 3/4" I.D. bushing (part # 9032-390)	5"	3.69"	BAR500K	(1) zinc plated 3/4" O.D. T-bar (2) retaining c-clips
		5/8" O.D. Bearing Mounted T-Bar Kit	3"	2.115" to 2.625"	BAR305K
Eyelet	For Proma Star, Ultra Ride and Stocker Star shocks	3.5"	2.125" to 2.875"	BAR355K	
		5"	3.33" to 4.05"	BAR505K	



### MOUNTING TABS

Tubing	Distance from Bottom of Tab to Center of Bolt	Part
Boxed	1 1/4"	TB101GBK
Boxed	1 3/4"	TB102GBK
1 5/8" Round; Offset Bracket	1 3/4"	TB103GBK



QA1 offers a quality line of tabs for mounting shocks and other miscellaneous accessories. Mounting brackets are sold in kit form, including (4) tabs, (2) bolts, and (2) nuts.

### BEARING KITS

Race	I.D.	O.D.	W	Part
Steel	1/2"	1"	1/2"	COM8PK
Steel, PTFE Lined	1/2"	1"	1"	COM8T-102PK
Steel	1/2"	1"	1 1/2"	COM8-106PK
Steel, PTFE Lined	5/8"	1"	1"	SIB10T-102PK

These bearing kits fit MOD Series, Proma Star, Ultra Ride, and Stocker Star shocks. They include the following:

- (2) spherical bearings
- (4) snap rings



Order (1) kit per shock.

### ONE-PIECE BUSHINGS

I.D.	Part
3/4"	9032-390
5/8"	9032-106

Bushings will need to be pressed into shock loop.



### BUSHING KITS


Includes	Notes	Fits	Part
(2) washers (2) bushings (1) hex nut (1) jam nut	For 5/8" and 7/8" openings	QA1 stud top shocks	MK03
(2) two-piece 3/4" I.D. urethane bushings (2) 1/2" sleeves (2) 5/8" sleeves	Order 1 per shock	QA1 Proma Star, Ultra Ride, Aluma Matic, and Pro Coil Systems	B6031K



### SPRING CAPS

Style	Moves Spring Mount Down	Part
Steep Angled	5/8"	9018-113
Standard	-	9018-101

For use with MOD Series, Proma Star, Ultra Ride, and Aluma Matic shocks.



### SLEEVE KITS

Sleeve Kit	Includes PN	Description	Qty
SLV750 <i>Allows variations in mounting studs when utilizing QA1 3/4" I.D. poly bushings</i>	9033-101	3/4" O.D. x 1/2" I.D.	1
	9033-103	3/4" O.D. x 11/16" I.D.	1
	9033-104	3/4" O.D. x 5/8" I.D.	1
	9033-108	3/4" O.D. x 9/16" I.D.	1
SLV625 <i>Allows variations in mounting studs when utilizing QA1 5/8" I.D. poly bushings</i>	9033-102	5/8" O.D. x 1/2" I.D.	1
	9033-105	5/8" O.D. x 7/16" I.D.	1
SLV105 <i>Converts QA1 shocks with a 3/4" I.D. bushing from 1 1/4" width to 1 3/8" width for mounting</i>	9005-107	Spacers	8
	9033-205	3/4" O.D. x 1/2" I.D. x 1 3/8" L	2
	9033-206	3/4" O.D. x 5/8" I.D. x 1 3/8" L	2



### COIL-OVER KITS

Fits	Notes	Part
HD, HS, & HR Struts	Not compatible with Hx605 and Hx701 Struts	COK103
Hx605 Series Struts		COK106
Mustang Stock Struts with 2" O.D.	Not compatible with Bilstein struts Contains components for two struts	COK104
Mustang Stock Struts with 2.2" O.D.	Not compatible with Bilstein struts Contains components for two struts	COK105


Kits include coil-over components for one shock unless otherwise noted.






**SPANNER WRENCHES & THRUST BEARING KITS**

Tool	For	Part
Ratchet Spanner Wrench	All QA1 shocks except MOD Series	T115W
Standard Spanner Wrench	All QA1 shocks except MOD Series	T114W
Spanner Wrench	MOD Series shocks	T121W
Thrust Bearing Kit	All coil-over shocks with 2 1/2" I.D. springs	7888-109
Standard Spanner Wrench and Thrust Bearing Kit	All QA1 shocks except MOD Series	7888-110
Ratchet Spanner Wrench and Thrust Bearing Kit	All QA1 shocks except MOD Series	7888-112



7888-110



7888-112

**COMPLETE ADJUSTABLE SHOCK MOUNT KIT**

Size	Part
3" axle tube	MT100K
3.25" axle tube	MT102K

Easily convert your shock from one length to another. This kit allows adjustment up to 5.5" lower than the axle tube centerline and works for all QA1 adjustable shocks.

Kit includes:

- (2) housing brackets
- (2) left side bolt-on brackets
- (2) right side bolt-on brackets
- (4) large offset brackets with
- 1/2" mounting hole for round tubing

Kit includes hardware for (2) shocks.



Shock not included.

**CUSTOM 4-LINK HARDWARE KIT**

Includes	Notes	Part
(8) rod ends	With panhard bar	1682-110
(8) jam nuts		
(8) tube adapters	Without panhard bar	1682-120

This custom 4-link kit complements the Pro-Rear Systems to complete a rear back half upgrade for most custom applications. Just add tubing!



*\*Misalignment spacers available separately; these are needed for most applications and vary based on installed width, which is dependent on the mount kit used.*

**ALUMINUM SHOCK EXTENSIONS**

Length	Thread	Part
1"	9/16"-18"	9029-163
2"	9/16"-18"	9029-164

Designed to be used on QA1 non-coil-over shocks with 9/16" threads. Sold individually.



9029-164

**LOWER SHOCK BOLT KIT**

Use With	Thread	Part
5/8" Bushing	9/16"-18"	7888-108

Use with the following vehicles to eliminate or minimize vehicle modifications: GM A-Body, GM B-Body, GM G-Body, GM F-Body, and custom applications.



**BUMP STOPS**

O.D.	Length	Part
1 1/2"	3"	BC01
1 9/10"	7/8"	BC02
1 2/5"	1 1/4"	9032-117
1 1/2"	1 9/16"	9047-115
1 5/8"	11/16"	9047-116

QA1's Bump Stops cushion your suspension and prevent it from bottoming out.

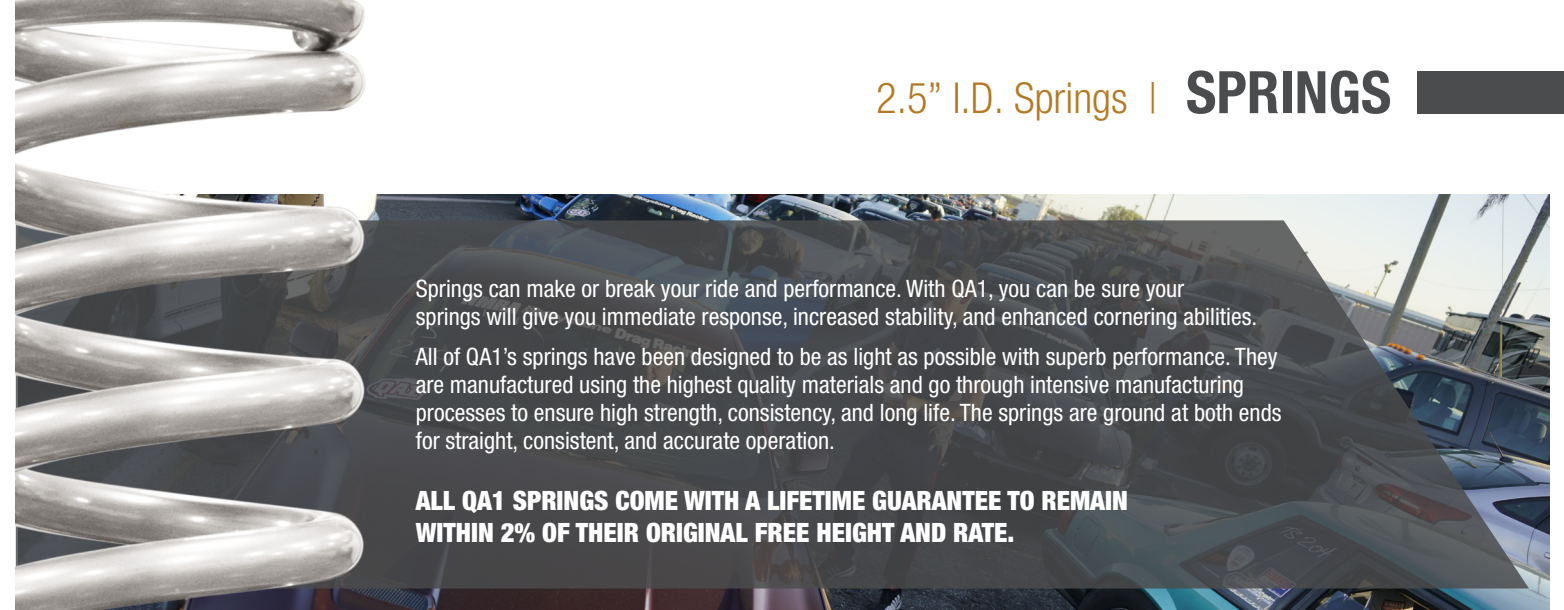


BC02

9032-117

9047-115

9047-116



Springs can make or break your ride and performance. With QA1, you can be sure your springs will give you immediate response, increased stability, and enhanced cornering abilities.

All of QA1's springs have been designed to be as light as possible with superb performance. They are manufactured using the highest quality materials and go through intensive manufacturing processes to ensure high strength, consistency, and long life. The springs are ground at both ends for straight, consistent, and accurate operation.


**ALL QA1 SPRINGS COME WITH A LIFETIME GUARANTEE TO REMAIN WITHIN 2% OF THEIR ORIGINAL FREE HEIGHT AND RATE.**

SILVER POWDER COATED FINISH

**HIGH TRAVEL SPRINGS**

Made in the USA, these springs are manufactured from specially designed high-tensile, chrome silicon alloy spring wire, which allows them to have fewer coils and a smaller wire diameter. As a result, these springs are lighter and have increased travel, optimizing suspension performance.

PART NO.	RATE/IN.	PART NO.	RATE/IN.	PART NO.	RATE/IN.	PART NO.	RATE/IN.
<b>7"</b>		<b>10"</b>		<b>12"</b>		<b>14"</b>	
7HT250	250	10HT100	100	12HT080	80	14HT080	80
7HT300	300	10HT125	125	12HT095	95	14HT095	95
7HT350	350	10HT150	150	12HT110	110	14HT110	110
7HT400	400	10HT175	175	12HT130	130	14HT130	130
7HT450	450	10HT200	200	12HT150	150	14HT150	150
7HT550	550	10HT225	225	12HT170	170	14HT175	175
7HT650	650	10HT250	250	12HT200	200	14HT200	200
<b>9"</b>		<b>10"</b>		<b>12"</b>		<b>16"</b>	
9HT140	140	10HT275	275	12HT220	220	16HT100	100
9HT180	180	10HT300	300	12HT250	250	16HT150	150
9HT220	220	10HT325	325	12HT275	275	16HT200	200
9HT250	250	10HT350	350	12HT300	300	16HT250	250
9HT300	300	10HT375	375	12HT325	325		
9HT350	350	10HT400	400	12HT350	350		
9HT400	400	10HT450	450	12HT400	400		
9HT450	450	10HT500	500	12HT450	450		
9HT500	500	10HT550	550	12HT500	500		
9HT550	550	10HT600	600	12HT550	550		
9HT650	650	10HT650	650	12HT600	600		
		10HT700	700				
		10HT750	750				
		10HT850	850				






SILVER POWDER COATED FINISH

VARIABLE RATE HIGH TRAVEL SPRINGS

Variable rate springs help compensate for weight changes better than linear rate springs. It starts with a soft spring rate, and as it compresses, the rate increases—allowing smooth travel over small bumps and imperfections while providing tight handling in more extreme situations.

These are ideal for the rear of trucks, where there is a drastic weight difference between an empty bed and one that's full or towing.

PART NO.	RATE/IN.
<b>10"</b>	
10HT140/250	140-250
10HT225/475	225-475
<b>12"</b>	
12HT100/200	100-200
12HT130/250	130-250
12HT175/350	175-350




CHROME PLATED FINISH

COIL SPRINGS

Made of chrome silicon steel and chrome plated for the ultimate in appearance, each spring has been designed to be as light as possible without sacrificing performance and to withstand the loads of today's performance suspensions.

PART NO.	RATE/IN.	PART NO.	RATE/IN.	PART NO.	RATE/IN.	PART NO.	RATE/IN.
<b>6"</b>		<b>10"</b>		<b>12"</b>		<b>14"</b>	
6CS000*	0	10CS115	115	12CS095	95	14CS125	125
6CS900	900	10CS125	125	12CS125	125	14CS150	150
<b>8"</b>		10CS140	140	12CS150	150	14CS175	175
8CS200	200	10CS150	150	12CS175	175	14CS200	200
8CS225	225	10CS175	175	12CS200	200	14CS225	225
8CS250	250	10CS200	200	12CS225	225	14CS250	250
8CS300	300	10CS225	225	12CS250	250	14CS300	300
8CS350	350	10CS250	250	12CS300	300		
8CS375	375	10CS275	275	12CS350	350		
8CS400	400	10CS300	300	12CS400	400		
8CS450	450	10CS325	325	12CS450	450		
8CS500	500	10CS350	350	12CS500	500		
		10CS400	400	12CS550	550		
		10CS450	450				
		10CS475	475				
		10CS525	525				
		10CS550	550				
		10CS600	600				

\*Take-Up Spring



QA1's Pro Coil Systems use uniquely wound springs specific to various makes and models. Below is a full breakdown of QA1's Pro Coil Springs.

**ALL QA1 SPRINGS COME WITH A LIFETIME GUARANTEE TO REMAIN WITHIN 2% OF THEIR ORIGINAL FREE HEIGHT AND RATE.**

PRO COIL SPRINGS

HIGH TRAVEL SPRINGS

QA1 springs are designed for immediate response, increased stability, and enhanced cornering abilities.

- Made from high tensile chrome silicon wire
- Fewer coils means lighter springs with increased travel before coil bind due to the distance between the coils
- Silver powder coated finish
- Lifetime guaranteed to remain within 2% of their original free height and rate
- Made in the USA



Part	Rate/In.	Style Code	Free Length	Upper I.D.	Lower I.D.	Upper End Style
<b>4TH GEN CAMARO/FIREBIRD</b>						
15HTFB275	275	-	15"	2.125"	2.5"	Pigtail
15HTFB300	300	-	15"	2.125"	2.5"	Pigtail
15HTFB325	325	-	15"	2.125"	2.5"	Pigtail
<b>QA1 PRO COIL SYSTEMS</b>						
11HTSP250	250	A	11"	3.50"	2.50"	Pigtail
11HTSP300	300	A	11"	3.50"	2.50"	Pigtail
10HTSP350	350	A	10"	3.50"	2.50"	Pigtail
10HTSP400	400	A	10"	3.50"	2.50"	Pigtail
10HTSP450	450	A	10"	3.50"	2.50"	Pigtail
10HTSP500	500	A	10"	3.50"	2.50"	Pigtail
10HTSP550	550	A	10"	3.50"	2.50"	Pigtail
10HTSP600	600	A	10"	3.50"	2.50"	Pigtail
10HTSP650	650	A	10"	3.50"	2.50"	Pigtail
11GSF250*	250	B	11"	3.50"	2.50"	Flat
11HTSF300	300	B	11"	3.50"	2.50"	Flat
10HTSF350	350	B	10"	3.50"	2.50"	Flat
10HTSF400	400	B	10"	3.50"	2.50"	Flat
10HTSF450	450	B	10"	3.50"	2.50"	Flat
10HTSF500	500	B	10"	3.50"	2.50"	Flat
10HTSF550	550	B	10"	3.50"	2.50"	Flat
10HTSF600	600	B	10"	3.50"	2.50"	Flat
10HTSF650	650	B	10"	3.50"	2.50"	Flat
11HTBF250	250	C	11"	4.10"	2.50"	Flat
11HTBF300	300	C	11"	4.10"	2.50"	Flat
10HTBF350	350	C	10"	4.10"	2.50"	Flat
10HTBF400	400	C	10"	4.10"	2.50"	Flat
10HTBF450	450	C	10"	4.10"	2.50"	Flat
10HTBF500	500	C	10"	4.10"	2.50"	Flat
10HTBF550	550	C	10"	4.10"	2.50"	Flat
10HTBF600	600	C	10"	4.10"	2.50"	Flat
10HTBF650	650	C	10"	4.10"	2.50"	Flat
9HTSP450	450	D	9"	3.80"	2.50"	Pigtail
9HTSP550	550	D	9"	3.80"	2.50"	Pigtail
9HTSP650	650	D	9"	3.80"	2.50"	Pigtail

MUSTANG II

CHROME COIL SPRINGS

QA1 springs are designed for immediate response, increased stability, and enhanced cornering abilities.

- Made from high tensile chrome silicon wire
- Lifetime guaranteed to remain within 2% of their original free height and rate

Part	Rate/In.	Length	Upper I.D.	Lower I.D.
8MB375	375	8"	3.5"	2.5"
8MB500	500	8"	3.5"	2.5"
8MB600	600	8"	3.5"	2.5"
8MB700	700	8"	3.5"	2.5"







# GM SUSPENSION



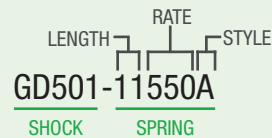
# GM SUSPENSION | What Do You Have for My Vehicle?

Body Style	Common Makes	Year	Full-Vehicle Kits, pg.	Valving Adjustment	FRONT SHOCKS & STRUTS			REAR SHOCKS			CONTROL ARMS		REAR TRAILING ARMS			SWAY BARS			Tie Rod Sleeves	Frame Supports	Rear Anti-Hop Bars	Tubular Panhard Bars	Torque Arms
					Non-Coil-Over	Coil-Over Systems for Avg Small Blocks	Coil-Over Systems for Avg Big Blocks	Non-Coil-Over	Coil-Over System (Soft)	Coil-Over System (Medium)	Coil-Over System (Firm)	Street	Race	Upper	Lower	Relocation Brackets	Front	Rear					
<b>BY BODY STYLE</b>																							
GM A-Body	Chevelle, Cutlass, Malibu, etc.	64-67	62	MOD Series Double Single Drag "R" Series Non-Adj.	- TD507 <sup>(a)</sup> TS507 <sup>(a)</sup> TR507 <sup>(a)</sup> TN507	MG501-10400A <sup>(a)</sup> GD501-10400A GS501-10400A GR501-10400A	MG501-10500A <sup>(a)</sup> GD501-10500A GS501-10500A GR501-10500A	- TD801 TS801 - TN801	RCK52440 RCK52335 RCK52339 - 130	RCK52441 RCK52336 RCK52340 - 150	RCK52442 RCK52337 RCK52341 - 175	Upper: 52422 Lower: 52437 <sup>(c)</sup>	Upper: 52322 Lower: 52337 <sup>(c)</sup>	Adjustable: 5249 <sup>(e)</sup> Tubular: 5269 <sup>(e)</sup>	Box Style: 5205	52870	52871	52873	5250	Adjustable: 5283 Non-Adj.: 5212	5213 <sup>(g)</sup>		
GM A-Body	Chevelle, Cutlass, Malibu, etc.	68-72	64	MOD Series Double Single Drag "R" Series Non-Adj.	- TD505 <sup>(a)</sup> TS505 <sup>(a)</sup> TR505 <sup>(a)</sup> TN505	MG401-10400B <sup>(a)</sup> GD401-10400B GS401-10400B GR401-10400B	MG401-10500B <sup>(a)</sup> GD401-10500B GS401-10500B GR401-10500B	- TD801 TS801 - TN801	RCK52440 RCK52335 RCK52339 - 130	RCK52441 RCK52336 RCK52340 - 150	RCK52442 RCK52337 RCK52341 - 175	Upper: 52422 Lower: 52437 <sup>(c)</sup>	Upper: 52322 Lower: 52337 <sup>(c)</sup>	Adjustable: 5248 Tubular: 5268	Box Style: 5205	52870	52871	52873	68-70: 5250 71-72: 5252	Adjustable: 5284 Non-Adj.: 5211	5213		
GM A-Body	Chevelle, Cutlass, Malibu, etc.	73-77	66	MOD Series Double Single Drag "R" Series Non-Adj.	- TD505 TS505 TR505 TN505	MG401-10550C <sup>(a)</sup> GD401-10550C GS401-10550C GR401-10550C	MG401-10650C <sup>(a)</sup> GD401-10650C GS401-10650C GR401-10650C	- TD801 TS801 - TN801	RCK52444 RCK52371 RCK52375 - 170	RCK52445 RCK52372 RCK52376 - 200	RCK52446 RCK52373 RCK52377 - 220	Upper: 52418 Lower: 52420 <sup>(d)</sup>	Upper: 52318 Lower: 52320 <sup>(d)</sup>	Adjustable: 5247 Tubular: 5267	Box Style: 5208	52893	52894	52895	5252				
GM A/G-Body	Chevelle, Cutlass, Malibu, etc.	78-88	80	MOD Series Double Single Drag "R" Series Non-Adj.	- TD505 TS505 TR505 TN505	MG401-10400C <sup>(a)</sup> GD401-10400C GS401-10400C GR401-10400C	MG401-10500C <sup>(a)</sup> GD401-10500C GS401-10500C GR401-10500C	- TD801 TS801 - TN801	RCK52448 RCK52355 RCK52351 - 170	RCK52449 RCK52356 RCK52352 - 200	RCK52450 RCK52357 RCK52353 - 220	Upper: 52465 Lower: 52464 <sup>(d)</sup>	Upper: 52365 Lower: 52364 <sup>(d)</sup>	Adjustable: 5247 Tubular: 5267	Box Style: 5204	52877	52878	52879	5250	Adjustable: 5285 Non-Adj.: 5210	5214		
GM B-Body	Impala, Caprice, etc.	71-77	-	MOD Series Double Single Drag "R" Series Non-Adj.	- TD507 TS507 TR507 TN507	MG507-10500C <sup>(a)</sup> GD507-10500C GS507-10500C GR507-10500C	MG507-10600C <sup>(a)</sup> GD507-10600C GS507-10600C GR507-10600C	- TD801 TS801 - TN801															
GM B-Body	Impala, Caprice, etc.	78-93	68	MOD Series Double Single Drag "R" Series Non-Adj.	- TD507 TS507 TR507 TN507	MG507-10500C <sup>(a)</sup> GD507-10500C GS507-10500C GR507-10500C	MG507-10600C <sup>(a)</sup> GD507-10600C GS507-10600C GR507-10600C	- TD801 TS801 - TN801	RCK52452 RCK52383 RCK52379 - 200	RCK52453 RCK52384 RCK52380 - 250	RCK52454 RCK52385 RCK52381 - 300	Upper: 52418 Lower: 52420 <sup>(d)</sup>	Upper: 52318 Lower: 52320 <sup>(d)</sup>	Adjustable: 5254 Tubular: 5265	Box Style: 5203 <sup>(f)</sup>	52862	52894	52864	5252				
GM B-Body	Impala, Caprice, etc.	94-96	70	MOD Series Double Single Drag "R" Series Non-Adj.	- TD507 TS507 TR507 TN507	MG507-10500C <sup>(a)</sup> GD507-10500C GS507-10500C GR507-10500C	MG507-10600C <sup>(a)</sup> GD507-10600C GS507-10600C GR507-10600C	- TD801 TS801 - TN801	RCK52452 RCK52383 RCK52379 - 200	RCK52453 RCK52384 RCK52380 - 250	RCK52454 RCK52385 RCK52381 - 300	Upper: 52418 Lower: 52420 <sup>(d)</sup>	Upper: 52318 Lower: 52320 <sup>(d)</sup>	Adjustable: 5254 Tubular: 5265	Box Style: 5203 <sup>(f)</sup> Extended Length: 5209 <sup>(f)</sup>	52862	52894	52864	5252				
GM F-Body (Multi-Leaf)	Camaro, Firebird	67-69	72	MOD Series Double Single Drag "R" Series Non-Adj.	- TD505 <sup>(a)</sup> TS505 <sup>(a)</sup> TR505 <sup>(a)</sup> TN505	MG401-10400A <sup>(a)</sup> GD401-10400A GS401-10400A GR401-10400A	MG401-10500A <sup>(a)</sup> GD401-10500A GS401-10500A GR401-10500A	- TD802 <sup>(b)</sup> TS802 <sup>(b)</sup> - TN802 <sup>(b)</sup>				Upper: 52417 Lower: 52419 <sup>(a)</sup>	Upper: 52317 Lower: 52319 <sup>(a)</sup>			52816			5251				
GM F-Body (Single-Leaf)	Camaro, Firebird	67-69	72	MOD Series Double Single Drag "R" Series Non-Adj.	- TD505 <sup>(a)</sup> TS505 <sup>(a)</sup> TR505 <sup>(a)</sup> TN505	MG401-10400A <sup>(a)</sup> GD401-10400A GS401-10400A GR401-10400A	MG401-10500A <sup>(a)</sup> GD401-10500A GS401-10500A GR401-10500A	- TD703 <sup>(b)</sup> TS703 <sup>(b)</sup> - TN703 <sup>(b)</sup>				Upper: 52417 Lower: 52419 <sup>(c)</sup>	Upper: 52317 Lower: 52319 <sup>(c)</sup>			52816			5251				

### OTHER SPRING LENGTHS AND RATES ARE AVAILABLE

The coil-over systems listed here are our most common recommendations for small block and big block vehicles. However, depending on your application or other vehicle modifications, you may need a softer or stiffer spring.

This chart can help get you started. Our full spring rate charts are on page 124 to help you determine your ideal spring rate and length.



FRONT WEIGHT	1500-1600	1601-1700	1701-1800	1801-1900	1901-2000	2001-2100	2101-2200	2201-2300	2301-2400	2401-2600
Spring Rate	250	300	350	400	450	500	550	600	650	750
Spring Length	11	11	10	10	10	10	10	10	10	10

- (a) May require modification of factory lower control arm.
- (b) May require a Lower Shock Bolt Kit part #7888-108.
- (c) Add Coil Spring Adapter part #7720-168 for control arm to accept stock springs.
- (d) Add Coil Spring Adapter part #7720-203 for control arm to accept stock springs.
- (e) 64 GM A-Bodies require upper trailing arm bushing part #9032-383.

- (f) 93-96 Caprice Sedan and 94-96 Impala SS require part #5209, 5/8" extended trailing arm, used with the adjustable upper trailing arms #5254.
- (g) Will not fit 1964 A-Body.
- (p) Front Pro Coil Systems with MOD Series valving work best when used with QA1 tubular control arms.
- (q) Tubular control arms with eyelet-style shock mounting required.

### DON'T SEE YOUR VEHICLE?

See page 122 for all dimensions and mounting options for our Stocker Star (non-coil-over) and Pro Coil System shocks. It is likely that we have something for you!



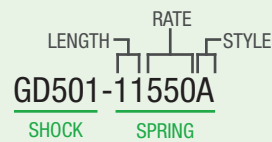
# GM SUSPENSION | What Do You Have for My Vehicle?

Body Style	Common Makes	Year	Full-Vehicle Kits, pg.	Valving Adjustment	FRONT SHOCKS & STRUTS			REAR SHOCKS				CONTROL ARMS		REAR TRAILING ARMS			SWAY BARS			Tie Rod Sleeves	Frame Supports	Rear Anti-Hop Bars	Tubular Panhard Bars	Torque Arms
					Non-Coil-Over	Coil-Over Systems for Avg Small Blocks	Coil-Over Systems for Avg Big Blocks	Non-Coil-Over	Coil-Over System (Soft)	Coil-Over System (Medium)	Coil-Over System (Firm)	Street	Race	Upper	Lower	Relocation Brackets	Front	Rear	Kit					
GM F-Body	Camaro, Firebird	70-81	74	MOD Series Double Single Drag "R" Series Non-Adj.	- TD507 TS507 TR507 TN507	MG501-10450C <sup>(a)</sup> GD501-10450C GS501-10450C GR501-10450C -	MG501-10550C <sup>(a)</sup> GD501-10550C GS501-10550C GR501-10550C -	- TD702 TS702 -	-	-	-	Upper: 52418 Lower: 52420 <sup>(a)</sup>	Upper: 52318 Lower: 52320 <sup>(a)</sup>				52893		5252					
GM F-Body	Camaro, Firebird	82-92	76	MOD Series Double Single Drag "R" Series Non-Adj.	HD607SK <sup>(b)</sup> HS607SK <sup>(b)</sup> HR607SK <sup>(b)</sup> -	HD606S-12250 <sup>(i)</sup> HS606S-12250 <sup>(i)</sup> HR606S-12250 <sup>(i)</sup> -	HD606S-12325 <sup>(i)</sup> HS606S-12325 <sup>(i)</sup> HR606S-12325 <sup>(i)</sup> -	TD704 TS704 -	RCK52435 RCK52331 RCK52327 TN704	RCK52436 RCK52332 RCK52328 Spring rates included 110 130 150	RCK52438 RCK52333 RCK52329 Spring rates included 110 130 150	Lower: 52468 <sup>(a)</sup>	Lower: 52386 <sup>(a)</sup>	Box Style: 5204	5275	52810	52875	52812	5250			Adjustable: 5222 Non-Adj.: 5202	Adjustable: 5282 <sup>(k)</sup> Non-Adj.: 5280 <sup>(k)</sup>	
GM F-Body	Camaro, Firebird	93-02	78	MOD Series Double Single Drag "R" Series Non-Adj.	-	GD502-15300 GS502-15300 GR502-15300	GD502-15325 GS502-15325 GR502-15325	TD704 TS704 -	RCK52435 RCK52331 RCK52327 TN704	RCK52436 RCK52332 RCK52328 Spring rates included 110 130 150	RCK52438 RCK52333 RCK52329 Spring rates included 110 130 150			Box Style: 5204	5275	52874	52875	52876			Adjustable: 5222 Non-Adj.: 5202	Adjustable: 5282 <sup>(k)</sup> Non-Adj.: 5280 <sup>(k)</sup>		
GM G-Body	Cutlass, El Camino, etc.	78-88	80	MOD Series Double Single Drag "R" Series Non-Adj.	TD505 TS505 TR505 TN505	MG401-10400C <sup>(a)</sup> GD401-10400C GS401-10400C GR401-10400C	MG401-10500C <sup>(a)</sup> GD401-10500C GS401-10500C GR401-10500C	TD801 TS801 -	RCK52448 RCK52355 RCK52351 TN801	RCK52449 RCK52356 RCK52352 Spring rates included 170 200 220	RCK52450 RCK52357 RCK52353 Spring rates included 170 200 220	Upper: 52465 Lower: 52464 <sup>(a)</sup>	Upper: 52365 Lower: 52364 <sup>(a)</sup>	Adjustable: 5247 Tubular: 5267	Box Style: 5204	52877	52878	52879	5250	Adjustable: 5285 Non-Adj.: 5210	5214			
GM X-Body	Chevy II / Nova	62-67	-	Double Single Drag "R" Series Non-Adj.	- TS506 TR506 TN506	-	-	TD703 TS703 -	-	-	-													
GM X-Body	Nova, Chevy II, etc.	68-74	82	MOD Series Double Single Drag "R" Series Non-Adj.	TD505 <sup>(a)</sup> TS505 <sup>(a)</sup> TR505 <sup>(a)</sup> TN505	MG401-10400A <sup>(a)</sup> GD401-10400A GS401-10400A GR401-10400A	MG401-10500A <sup>(a)</sup> GD401-10500A GS401-10500A GR401-10500A	TD801 TS801 -	-	-	-	Upper: 52417 Lower: 52419 <sup>(c)</sup>	Upper: 52317 Lower: 52319 <sup>(c)</sup>			52816			5251					
GM X-Body	Nova, Chevy II, etc.	75-79	84	MOD Series Double Single Drag "R" Series Non-Adj.	TD505 TS505 TR505 TN505	MG401-10400C <sup>(a)</sup> GD401-10400C GS401-10400C GR401-10400C	MG401-10500C <sup>(a)</sup> GD401-10500C GS401-10500C GR401-10500C	TD801 TS801 -	-	-	-	Upper: 52418 Lower: 52420 <sup>(a)</sup>	Upper: 52318 Lower: 52320 <sup>(a)</sup>			52893			5251					
Grand Prix		69-72	86	MOD Series Double Single Drag "R" Series Non-Adj.	TD505 TS505 TR505 TN505	MG401-10500B <sup>(a)</sup> GD401-10500B GS401-10500B GR401-10500B	MG401-10500B <sup>(a)</sup> GD401-10500B GS401-10500B GR401-10500B	TD801 TS801 -	RCK52440 RCK52336 RCK52340 TN801	RCK52441 RCK52337 RCK52341 Spring rates included 150 175 200	RCK52442 RCK52358 RCK52359 Spring rates included 150 175 200	Upper: 52422 Lower: 52437 <sup>(c)</sup>	Upper: 52322 Lower: 52337 <sup>(c)</sup>	Adjustable: 5248 Tubular: 5268	Box Style: 5205	52870	52871	52873	69-70: 5250 71-72: 5252	Adjustable: 5284 Non-Adj.: 5211	5213			
Monte Carlo		70-72	86	MOD Series Double Single Drag "R" Series Non-Adj.	TD505 TS505 TR505 TN505	MG401-10500B <sup>(a)</sup> GD401-10500B GS401-10500B GR401-10500B	MG401-10600B <sup>(a)</sup> GD401-10600B GS401-10600B GR401-10600B	TD801 TS801 -	RCK52440 RCK52336 RCK52340 TN801	RCK52441 RCK52337 RCK52341 Spring rates included 150 175 200	RCK52442 RCK52358 RCK52359 Spring rates included 150 175 200	Upper: 52422 Lower: 52437 <sup>(c)</sup>	Upper: 52322 Lower: 52337 <sup>(c)</sup>	Adjustable: 5248 Tubular: 5268	Box Style: 5205	52870	52871	52873	70: 5250 71-72: 5252	Adjustable: 5284 Non-Adj.: 5211	5213			

### OTHER SPRING LENGTHS AND RATES ARE AVAILABLE

The coil-over systems listed here are our most common recommendations for small block and big block vehicles. However, depending on your application or other vehicle modifications, you may need a softer or stiffer spring.

This chart can help get you started. Our full spring rate charts are on page 124 to help you determine your ideal spring rate and length.



FRONT WEIGHT	1500-1600	1601-1700	1701-1800	1801-1900	1901-2000	2001-2100	2101-2200	2201-2300	2301-2400	2401-2600
Spring Rate	250	300	350	400	450	500	550	600	650	750
Spring Length	11	11	10	10	10	10	10	10	10	10

(a) May require modification of factory lower control arm.

(c) Add Coil Spring Adapter part #7720-168 for control arm to accept stock springs.

(d) Add Coil Spring Adapter part #7720-203 for control arm to accept stock springs.

(h) Sold in pairs.

(i) Requires the use of QA1 Caster Camber Plate part #CPK106.

(j) Includes spring adapter for factory type springs.

(k) Fits vehicles with GM corporate 10-bolt rear ends in which front locator of stock torque arm has lips facing away from driveshaft.

(p) Front Pro Coil Systems with MOD Series valving work best when used with QA1 tubular control arms.

### DON'T SEE YOUR VEHICLE?

See page 122 for all dimensions and mounting options for our Stocker Star (non-coil-over) and Pro Coil System shocks. It is likely that we have something for you!



Body Style	Year	Valving Adjustment	FRONT SHOCKS & STRUTS			REAR SHOCKS				CONTROL ARMS		REAR TRAILING ARMS			SWAY BARS			Tie Rod Sleeves	Tubular Panhard Bars		
			Non-Coil-Over	Coil-Over Systems for Avg Small Blocks	Coil-Over Systems for Avg Big Blocks	Non-Coil-Over	Coil-Over System (Soft)	Coil-Over System (Medium)	Coil-Over System (Firm)	Street	Race	Upper	Lower	Relocation Brackets	Front	Rear	Kit				
<b>PICKUPS</b>																					
C10 Pickup (Leaf)	63-72	Double Single Drag "R" Series Non-Adj.	TD405 TS405 TR405 TN405	See front coil-over conversion system on pg 56.		TD709 TS709 - TN709										52896	63-70 (using 71-87 spindle): 5256 71-72: 5251				
C10 Pickup (Coil)	63-72	Double Single Drag "R" Series Non-Adj.	TD405 TS405 TR405 TN405	See front coil-over conversion system on pg 56.		TD513 TS513 - TN513	See rear coil-over conversion system on pg 57.				See front coil-over conversion system on pg 56.		See rear coil-over conversion system on pg 57.			52605	52896	52897 <sup>(m)</sup>	52898 <sup>(m)</sup>	63-70 (using 71-87 spindle): 5256 71-72: 5251	See rear coil-over conversion system on pg 57.
C10 Pickup	73-87	Double Single Drag "R" Series Non-Adj.	TD405 TS405 TR405 TN405	See front coil-over conversion system on pg 56.		TD803 TS803 - TN803	Coming soon!				See front coil-over conversion system on pg 56.								5251		
C1500	88-98	MOD Series Double Single Drag "R" Series Non-Adj.	- TD507 TS507 TR507 TN507	MG507-10550C <sup>(q)</sup> GD507-10550C GS507-10550C GR507-10550C	MG507-10650C <sup>(q)</sup> GD507-10650C GS507-10650C GR507-10650C	- TD904 <sup>(l)</sup> TS904 <sup>(l)</sup> - TN904 <sup>(l)</sup>															
S-10 / S-15 / Sonoma (incl. ZQ8) 2WD	82-04	MOD Series Double Single Drag "R" Series Non-Adj.	- TD505 TS505 TR505 TN505	MG401-10450C <sup>(p)</sup> GD401-10450C GS401-10450C GR401-10450C	MG401-10550C <sup>(p)</sup> GD401-10550C GS401-10550C GR401-10550C	- TD804 TS804 - TN804					Upper: 52467	Upper: 52367									
Silverado 1500 Sierra 1500 2WD	99-06	Double Single Drag "R" Series Non-Adj.	TD507 TS507 TR507 TN507			TD905 TS905 - TN905															

GM Suspension

**OTHER SPRING LENGTHS AND RATES ARE AVAILABLE**

The coil-over systems listed here are our most common recommendations for small block and big block vehicles. However, depending on your application or other vehicle modifications, you may need a softer or stiffer spring.

This chart can help get you started. Our full spring rate charts are on page 124 to help you determine your ideal spring rate and length.

LENGTH RATE STYLE

**GD501-11550A**

SHOCK SPRING

FRONT WEIGHT	1500-1600	1601-1700	1701-1800	1801-1900	1901-2000	2001-2100	2101-2200	2201-2300	2301-2400	2401-2600
Spring Rate	250	300	350	400	450	500	550	600	650	750
Spring Length	11	11	10	10	10	10	10	10	10	10

- (l) Shock has a 3" shorter extended length than stock. Best used on lowered ride height applications.
- (m) For use only with QA1's rear C10 suspension system.
- (p) Front Pro Coil Systems with MOD Series valving work best when used with QA1 tubular control arms.
- (q) Tubular control arms with eyelet-style shock mounting required.

**DON'T SEE YOUR VEHICLE?**

See page 122 for all dimensions and mounting options for our Stocker Star (non-coil-over) and Pro Coil System shocks. It is likely that we have something for you!





### Specific Makes & Models - Shocks Only

Body Style	Year	Valving	FRONT SHOCKS			REAR SHOCKS	
			Non-Coil-Over	Coil-Over Systems for Avg Small Blocks	Coil-Over Systems for Avg Big Blocks	Non-Coil-Over	Coil-Over System
Camaro	10-15	Double Single		HD701S-09250 HS701S-09250		GD601 GS501 <i>for coil-over with OE springs</i>	
Corvette	63-82	MOD Series	-	MG507-09450D <sup>(q)</sup>	MG507-09550D <sup>(q)</sup>	-	
		Double	TD507	GD507-09450D	GD507-09550D	TD403	
		Single	TS507	GS507-09450D	GS507-09550D	TS403	
		Drag "R" Series	TR507	GR507-09450D	GR507-09550D	-	
Corvette	84-87	Non-Adj.	TN507	-	-	TN403	
		Double	TN507S	-	-	TN403S	
		Single	TD511			TD404	
		Drag "R" Series	TS511			TS404	
Corvette	88-96	Non-Adj.	TR511			-	
		Double	TN511			TN404	
		Single	TD511			TD512	
		Drag "R" Series	TS511			TS512	
Corvette (Excludes Z06)	97-04	Non-Adj.	TR511			-	
		Double	TN511			TN512	
		Single	TD510	GD402-09450	GD507-09550D	TD705K <sup>(b)</sup>	
		Drag "R" Series	TS510	GS402-09450	GS507-09550D	TS705	
El Camino	59-60	Non-Adj.	TR510	GR402-09450	GR507-09550D	-	
		Double	TN510	-	-	TN705	
		Single	TD507	MG507-09550D <sup>(q)</sup>	MG507-09650D <sup>(q)</sup>	-	
		Drag "R" Series	TS507	GD507-09550D	GD507-09650D	TD801 <sup>(b)</sup>	
Full Size	55-57	Non-Adj.	TR507	GR507-09550D	GR507-09650D	TS801 <sup>(b)</sup>	
		Double	TN507	-	-	-	
		Single	TD507	MG501-10400A <sup>(q)</sup>	MG501-10500A <sup>(q)</sup>	-	
		Drag "R" Series	TS507	GD501-10400A	GD501-10500A	TD902 <sup>(n)</sup>	
Impala / Full Size	58-70	Non-Adj.	TR507	GR501-10400A	GR501-10500A	TS902 <sup>(n)</sup>	
		Double	TN507	-	-	-	
		Single	TD507	MG507-09550D <sup>(q)</sup>	MG507-09650D <sup>(q)</sup>	-	
		Drag "R" Series	TS507	GD507-09550D	GD507-09650D	TD801 <sup>(b)</sup>	
Riviera	63-65	Non-Adj.	TR507	GR507-09550D	GR507-09650D	TS801 <sup>(b)</sup>	
		Double	TN507	-	-	-	
		Single	TD507	MG507-10600C <sup>(q)</sup>	MG507-10600C <sup>(q)</sup>	-	
		Drag "R" Series	TS507	GD508-10600C	GD508-10600C	TD907	
GTO	04-06	Non-Adj.	TR519	GS508-10600C	GS508-10600C	TS907	
		Double	TN519	-	-	TN907	
		Single	TD903			TD903	
		Drag "R" Series	TS903			TS903	
						TN903	

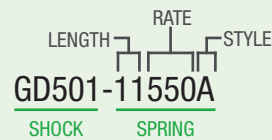
Make	Model	Year	Body Type
Buick	Apollo	1973-1975	GM X-Body
Buick	Estate	1978-1990	GM B-Body
Buick	Grand National	1982-1987	GM G-Body
Buick	Grand Sport	1964-1981	GM A-Body
Buick	LeSabre	1978-1985	GM B-Body
Buick	Regal	1973-1981	GM A-Body
Buick	Regal	1982-1987	GM G-Body
Buick	Roadmaster	1991-1996	GM B-Body
Buick	Skylark	1964-1972	GM A-Body
Buick	Skylark	1975-1979	GM X-Body
Buick	Special	1964-1981	GM A-Body
Chevrolet	Camaro	1967-2002	GM F-Body
Chevrolet	Camaro	2010-2015	GM Zeta Platform
Chevrolet	Camaro	2016-Present	GM Alpha Platform
Chevrolet	Caprice	1978-1996	GM B-Body
Chevrolet	Chevelle	1964-1981	GM A-Body
Chevrolet	Chevy II	1968	GM X-Body
Chevrolet	El Camino	1964-1981	GM A-Body
Chevrolet	El Camino	1982-1988	GM G-Body
Chevrolet	Impala	1978-1985	GM B-Body
Chevrolet	Impala SS	1994-1996	GM B-Body
Chevrolet	Laguna	1973-1976	GM A-Body
Chevrolet	Malibu	1964-1977	GM A-Body
Chevrolet	Malibu	1978-1983	GM A/G-Body
Chevrolet	Monte Carlo	1970-1972	GM G-Body
Chevrolet	Monte Carlo	1973-1981	GM A-Body
Chevrolet	Monte Carlo	1982-1988	GM G-Body
Chevrolet	Nova	1968-1979	GM X-Body
Chevrolet	S10	1982-2004	GM S-Series
GMC	Caballero	1978-1981	GM A-Body
GMC	Caballero	1981-1987	GM G-Body
GMC	Sprint	1971-1977	GM A-Body
GMC	S15	1982-1990	GM S-Series
GMC	Sonoma	1991-2004	GM S-Series

Make	Model	Year	Body Type
Oldsmobile	442	1964-1981	GM A-Body
Oldsmobile	Custom Cruiser	1978-1992	GM B-Body
Oldsmobile	Cutlass	1964-1981	GM A-Body
Oldsmobile	Cutlass	1982-1988	GM G-Body
Oldsmobile	Cutlass Supreme	1964-1981	GM A-Body
Oldsmobile	Delta 88	1978-1985	GM B-Body
Oldsmobile	F-85	1964-1972	GM A-Body
Oldsmobile	Omega	1973-1979	GM X-Body
Oldsmobile	Vista Cruiser	1964-1981	GM A-Body
Pontiac	Bonneville	1978-1981	GM B-Body
Pontiac	Bonneville	1982-1987	GM G-Body
Pontiac	Can Am	1977	GM A-Body
Pontiac	Catalina/Laurentian (Canada)	1978-1981	GM B-Body
Pontiac	Firebird	1967-2002	GM F-Body
Pontiac	Grand Am	1973-1975	GM A-Body
Pontiac	Grand Am	1978-1980	GM A-Body
Pontiac	Grand LeMans	1978-1981	GM A-Body
Pontiac	Grand Prix	1969-1981	GM A-Body
Pontiac	Grand Prix	1982-1987	GM G-Body
Pontiac	GTO	1964-1973	GM A-Body
Pontiac	LeMans	1964-1981	GM A-Body
Pontiac	Parisienne	1978-1986	GM B-Body
Pontiac	Phoenix	1977-1979	GM X-Body
Pontiac	Safari	1980-1989	GM B-Body
Pontiac	Tempest	1964-1970	GM A-Body
Pontiac	Ventura	1971-1977	GM X-Body

#### OTHER SPRING LENGTHS AND RATES ARE AVAILABLE

The coil-over systems listed here are our most common recommendations for small block and big block vehicles. However, depending on your application or other vehicle modifications, you may need a softer or stiffer spring.

This chart can help get you started. Our full spring rate charts are on page 124 to help you determine your ideal spring rate and length.



FRONT WEIGHT	1500-1600	1601-1700	1701-1800	1801-1900	1901-2000	2001-2100	2101-2200	2201-2300	2301-2400	2401-2600
Spring Rate	250	300	350	400	450	500	550	600	650	750
Spring Length	11	11	10	10	10	10	10	10	10	10

- (b) May require a Lower Shock Bolt Kit part #7888-108.
- (n) Will only work in factory shock mounting locations.
- (o) Kit will provide stock ride height and up to 1" lower than stock.
- (q) Tubular control arms with eyelet-style shock mounting required.

#### DON'T SEE YOUR VEHICLE?

See page 122 for all dimensions and mounting options for our Stocker Star (non-coil-over) and Pro Coil System shocks. It is likely that we have something for you!







52611-D750

## FRONT COIL-OVER CONVERSION SYSTEM

With adjustable ride height and up to 5" drop with the use of popular drop spindles (1" to 3" without), this front coil-over conversion system helps you find the right stance without the expense of buying a chassis or full front end. The coil-over shocks are offered in single adjustable, double adjustable, or MOD Series valving options and come with high travel springs available in three spring rate options.

Made in the USA.

Vehicle	Valving	Soft	Medium	Firm
63-87 C10	MOD Series	52611-M650	52611-M750	52611-M850
	Double	52611-D650	52611-D750	52611-D850
	Single	52611-S650	52611-S750	52611-S850



52602

52601

## TUBULAR COMPONENTS

QA1 front upper and lower control arms are available for use with stock springs for those who want to keep the shock in the factory location. They're designed to use spindles compatible with 73-87 ball joints.

Made in the USA.

Vehicle	Product	Notes	Part
63-87 C10	Upper Control Arm	Designed to use spindles compatible with 73-87 ball joints	52602
	Lower Control Arm	Designed to use spindles compatible with 73-87 ball joints	52601
63-72 C10	Front Sway Bar	Hollow 3/16" wall, 1 3/8" diameter	52896
	Rear Sway Bar	Hollow 0.188" wall x 1 1/4" diameter Works exclusively with QA1 Rear Suspension System (p. 57)	52897
	Sway Bar Kit (Front & Rear)	Works exclusively with QA1 Rear Suspension System (p. 57)	52898



52896




52897

## REAR COIL-OVER CONVERSION SYSTEM

This complete bolt-in rear suspension system offers up to 6" of total drop and integrates adjustability into multiple areas so you can truly fine-tune the geometry to dial in the perfect performance after lowering.

By converting the coil-spring rear suspension to adjustable coil-overs, the ride height for each corner can be altered for that perfect stance. The coil-overs are relocated to the outside of the frame rail, closer to the wheel, for better cornering stability and to allow room for popular aftermarket rear-mounted fuel tanks. The tubular truck arms feature an integrated pinion angle adjustment, eliminating the need for angled shims, and rod ends on the truck arms allow the wheelbase to be set to exact specifications. The adjustable panhard bar keeps the rear centered for more predictable cornering, and the multiple mounting locations correct roll center geometry based on the amount of drop.

Made in the USA.



Vehicle	Valving	No Springs	Soft	Medium	Firm
63-72 C10 Full System with tubular truck arms	MOD Series	-	R510-170	R510-200	R510-250
	Double	-	R210-170	R210-200	R210-250
	Single	-	R110-170	R110-200	R110-250
63-72 C10 Coil-Over Kit with Panhard Bar for use with stock truck arms	MOD Series	RCK52618	RCK52619	RCK52620	RCK52621
	Double	RCK52614	RCK52615	RCK52616	RCK52617
	Single	RCK52610	RCK52611	RCK52612	RCK52613
63-87 C10					

## C10 ACCESSORIES

### NEW TIE ROD SLEEVES

Manufactured from solid steel hex stock, then zinc-plated for durable good looks and corrosion resistance. These are stronger than stock OE split sleeves and easier to adjust. Sold in pairs. Made in the USA.

### NEW E-BRAKE CABLE MOUNT

Secure your emergency/parking brake line with these brackets, which mount securely to your tubular truck arm.

Vehicle	Part
63-70 C10s using a 71-87 spindle	5256
71-72 C10s	5252
Vehicle	Part
63-72 C10	9039-270

California residents: See page 150.

California residents: See page 150.





## CONTROL ARMS

Get modern handling for classic muscle cars. These durable tubular control arms are ready to bolt on, have more positive steering, and have more positive caster to improve straight-line stability. The caster gain is split between the upper and lower arms to keep the wheel centered in the wheel opening. Together, these arms add 3 to 4 degrees of caster and 0.5 to 1 degree of negative camber. Upper arms feature an offset cross shaft for additional camber adjustment.

**STREET ARMS** are great for cruising and street use; they use a factory replacement ball joint and greasable polyurethane bushings.

**RACE ARMS** utilize the same design as the street arms with the additional benefits of QA1 Low Friction Ball Joints and low friction, greasable, low deflection UHMW pivot bushings, providing the added performance needed for drag racing, pro-touring, and autocross applications.

**REAR LOWER CONTROL ARMS** are constructed from CNC cut and formed steel. These arms reduce control arm flex during hard cornering and acceleration. The rigidity allows the shock and spring to work more efficiently and maximize grip. The rear lower control arms feature greasable polyurethane bushings.

For use with QA1 Pro Coil Systems. Sold in pairs. Made in the USA.

Body Style / Vehicle	Upper / Lower	Street	Race	Spring Adapter for Stock Springs
64-72 GM A-Body	Upper	52422	52322	
	Lower	52437	52337	7720-168
73-77 GM A-Body	Upper	52418	52318	
	Lower	52420	52320	7720-203
78-88 GM A/G-Body	Upper	52465	52365	
	Lower	52464	52364	7720-203
78-96 GM B-Body	Upper	52418	52318	
	Lower	52420*	52320*	7720-203
67-69 GM F-Body	Upper	52417	52317	
	Lower	52419	52319	7720-168
70-81 GM F-Body	Upper	52418	52318	
	Lower	52420	52320	7720-203
82-92 GM F-Body	Upper	-	-	
	Lower	52468	52368	Included
82-04 GM S-Series	Upper	52467	52367	
	Lower	52466	52366	7720-203
68-74 GM X-Body	Upper	52417	52317	
	Lower	52419	52319	7720-168
75-79 GM X-Body	Upper	52418	52318	
	Lower	52420	52320	7720-203
63-87 C10	Upper	52602		
	Lower	52601		
69-72 Grand Prix & 70-72 Monte Carlo	Upper	52422	52322	
	Lower	52437	52337	7720-168
10-15 Camaro	Rear Lower	52363		

\* Not compatible with late '95 and '96 9C1-equipped Caprice cop cars.  
Ball joint tool kit for race control arms is #1891-106.



## CASTER CAMBER PLATES

With an innovative asymmetric bearing design, the ball is supported as forces are introduced during operation of the vehicle. This creates improved load distribution that significantly reduces wear and increases durability, eliminating "sloppy bearings" that result in road noise and poor handling. Made in the USA.

Vehicle	Part	Notes
82-92 GM F-Body	CPK106	Not compatible with factory struts or QA1 Hx607S struts



## REAR TRAILING ARMS

For a more predictable, better handling car, upgrade to QA1 rear trailing arms, which solve flexing issues common to stock arms. These arms reduce bushing bind, allowing the suspension to move smoother for better control.

All upper tubular and lower boxed arms use greasable polyurethane bushings on both ends, while upper adjustable and lower tubular trailing arms use a spherical ball or rod end assembly on the chassis end.

**BOXED ARMS** are constructed from .120" wall cold rolled steel tubing for maximum strength and flex elimination. These trailing arms have fluted, greasable, graphite/polyurethane bushings, which are superior to the stock rubber bushings.

**TUBULAR ARMS** are constructed of 1-1/4" diameter .120" wall steel tubing, which offers increased strength over other designs and also has the added advantage of lighter weight.

**ADJUSTABLE ARMS** allow easy rear suspension adjustments for optimum handling and traction. They can be adjusted without removing the arms from the vehicle; simply loosen the jam nuts and adjust the pinion angle. Spherical ball assembly with UHMW bushings allows rear suspension to move more freely. Includes greasable polyurethane differential bushings to replace soft OE differential bushings.

Made in the USA.


Body Style / Vehicle	Front / Rear	Style	Part
64-67 GM A-Body	Upper	Adjustable	5249*
	Upper	Tubular	5269*
	Lower	Boxed	5205
	Upper	Adjustable	5248
68-72 GM A-Body	Upper	Tubular	5268
	Lower	Boxed	5205
73-77 GM A-Body	Upper	Adjustable	5247
	Upper	Tubular	5267
	Lower	Boxed	5208
	Upper	Adjustable	5247
78-88 GM A/G-Body	Upper	Tubular	5267
	Lower	Boxed	5204
	Upper	Adjustable	5254
	Upper	Tubular	5265
78-96 GM B-Body	Lower	Boxed - Standard Length	5203
	Lower	Boxed - 5/8" Extended Length	5209
69-72 Grand Prix & 70-72 Monte Carlo	Upper	Adjustable	5248
	Upper	Tubular	5268
	Lower	Boxed	5205
	82-02 Camaro/Firebird	Lower	Boxed
10-14 Camaro SS	Lower	Adjustable Tubular	5200

\*64 GM A-bodies need upper trailing arm bushing part #9032-383

## TRAILING ARM RELOCATION BRACKETS

A must for lowered vehicles, these brackets improve forward bite and reduce rear squat during hard acceleration by adjusting the trailing arm angle and instant center. Two non-stock mounting locations are available in addition to the stock location. Grade 8 hardware is included. Made in the USA.

Body Style / Vehicle	Part	Notes
82-02 Camaro/Firebird	5275	Welding required for installation
63-72 C10	52605	





## SWAY BARS

Give your chassis the stability it needs to keep your tires planted on the road. These sway bars are an easy bolt-on upgrade to help reduce body roll and handle corners better.

Front sway bars are manufactured from lightweight hollow (4130) chromoly steel, and rear sway bars are manufactured from heavy duty solid (1045) cold formed steel. QA1 sway bars include new mounting components to replace old and worn-out sway bar bushings and end links where applicable.

Made in the USA.



Body Style / Vehicle	Front / Rear	Tubing Size	Part	Kit (Front & Rear)
64-72 GM A-Body	Front	Hollow 3/16" wall, 1 1/4" diameter	52870	52873
	Rear	Solid 1" diameter	52871	
73-77 GM A-Body	Front	Hollow 3/16" wall, 1 3/8" diameter	52893	52895
	Rear	Solid 1" diameter	52894	
78-88 GM A/G-Body	Front	Hollow 3/16" wall, 1 3/8" diameter	52877	52879
	Rear	Solid 1" diameter	52878	
78-96 GM B-Body	Front	Hollow 3/16" wall, 1 3/8" diameter	52862	52895
	Rear	Solid 1" diameter	52894	
67-69 GM F-Body	Front	Hollow 3/16" wall, 1 1/4" diameter	52816	52812
70-81 GM F-Body	Front	Hollow 3/16" wall, 1 3/8" diameter	52893	
82-92 GM F-Body	Front	Hollow 3/16" wall, 1 3/8" diameter	52810	52812
	Rear	Solid 1" diameter	52875	
93-02 GM F-Body	Front	Hollow 3/16" wall, 1 3/8" diameter	52874	52876
	Rear	Solid 1" diameter	52875	
10-11 GM F-Body	Front	Hollow 0.156" wall, 1" diameter	52813	52815
	Rear	Solid 7/8" diameter	52814	
63-72 C10	Front	Hollow 3/16" wall, 1 3/8" diameter	52896	52898
	Rear	Hollow 0.188" wall x 1 1/4" diameter <i>Works exclusively with QA1 Rear Suspension System (p. 57)</i>	52897	
73-87 C10	Front	Hollow 3/16" wall, 1 3/8" diameter	52896	52873
68-74 GM X-Body	Front	Hollow 3/16" wall, 1 1/4" diameter	52816	
75-79 GM X-Body	Front	Hollow 3/16" wall, 1 3/8" diameter	52893	52873
69-72 Grand Prix	Front	Hollow 3/16" wall, 1 1/4" diameter	52870	
70-72 Monte Carlo	Rear	Solid 1" diameter	52871	52873
	Front	Hollow 3/16" wall, 1 1/4" diameter	52870	
63-82 Corvette	Rear	Solid 1" diameter	52871	52873
	Front	Hollow 3/16" wall, 1 1/4" diameter	52820	



## TIE ROD SLEEVES

Stronger and easier to adjust than stock OE split sleeves, these heavy duty tie rod sleeves are manufactured from solid steel hex stock. Sold in pairs.

Made in the USA.

Body Style / Vehicle	MOOG Replacement	Dimensions	Part
64-70 GM A-Body	ES2032S	5/8" x 3 3/8"	5250
71-77 GM A-Body	ES2004S	11/16" x 3-1/2"	5252
78-88 GM A/G-Body	ES2032S	5/8" x 3 3/8"	5250
67-69 Camaro	ES350S	5/8" x 4-7/8"	5251
70-81 Camaro/Firebird	ES2004S	11/16" x 3-1/2"	5252
82-02 Camaro/Firebird	ES2032S	5/8" x 3 3/8"	5250

Body Style / Vehicle	MOOG Replacement	Dimensions	Part
68-74 Nova	ES350S	5/8" x 4-7/8"	5251
75-79 Nova	ES2004S	11/16" x 3-1/2"	5252
65-70 Impala	ES350S	5/8" x 4-7/8"	5251
71-99 GM 2wd Pickups	ES2004S	11/16" x 3-1/2"	5252
73-91 GM 2wd Suburban	ES2004S	11/16" x 3-1/2"	5252
68-70 AMX & Javelin	ES2032S	5/8" x 3 3/8"	5250

## FRAME SUPPORTS

**TUBULAR BRACES** work with trailing arms to reinforce the upper trailing arm mounts for improved traction with less wheel-hop and put more power to the ground. They reduce pinion angle change to help the car launch better.

**ADJUSTABLE REAR FRAME SUPPORTS** improve handling, traction, and all-around suspension performance by eliminating unwanted chassis flex and reinforcing the trailing arm mounts. Adjustable threaded sleeves allow preload adjustment in the rear trailing arm mount after installation. Designed to clear stock and aftermarket mufflers.

Will not fit wagons. Sold in pairs. Made in the USA.

Body Style / Vehicle	Tubular Braces	Adjustable Supports
64-67 GM A-Body	5212	5283
68-72 GM A-Body	5211	5284
69-72 Grand Prix & 70-72 Monte Carlo	5211	5284
78-88 GM A/G-Body	5210	5285



## ANTI-HOP BARS

One of the most effective and easily installed traction improvements, these bars relocate the upper trailing arms to change the instant center of the rear suspension, improving chassis reaction and increasing forward bite and traction. We strongly recommend adjustable trailing arms (pg. 59) for maximum adjustability and performance. Includes greasable polyurethane bushings. Made in the USA.


Body Style / Vehicle	Part	Notes
65-72 GM A-Body	5213	Does not fit Oldsmobile rear ends
69-72 Grand Prix & 70-72 Monte Carlo	5213	
78-88 GM A/G-Body	5214	



## TUBULAR PANHARD BARS

Panhard bars resist unwanted flex and twisting, keeping the axle properly located under the chassis for improved cornering. Adjustable options are available for centering the axle on lowered Camaros and Firebirds. The truck and SUV panhard bars allow for maximum rear suspension travel without bushing bind. A complement to QA1 lower trailing arms, the panhard bars include QA1's greasable polyurethane bushings. Made in the USA.

Body Style / Vehicle	Style	Part
82-02 Camaro/Firebird	Adjustable	5202
82-02 Camaro/Firebird	Non-Adjustable	5222
03-08 Hummer H2	Non-Adjustable	5262
01-06 2wd & 4wd Tahoe, Suburban, Yukon, Denali, Escalade and Avalance (with rear coil or air springs)	Non-Adjustable	5262



## TORQUE ARMS

These tubular torque arms reduce wheel-hop caused by excessive flex under hard acceleration. Adjustable ones feature 3/4" spherical rod ends, allowing easy pinion angle adjustment; both styles come with grade 8 bolts and a polyurethane front bushing. Made in the USA.

Body Style / Vehicle	Non-Adjustable	Adjustable	Notes
84-02 Camaro/Firebird	5280	5282	Fits vehicles with GM corporate 10-bolt rear ends in which front locator of stock torque arm has lips facing away from driveshaft



## ADJUSTABLE REAR TOE LINKS

Keep the tires pointed in the right direction to improve handling performance. These toe links replace OEM links that can deflect under hard cornering, and they include lockouts for the eccentrics to stop any movement of the rear toe adjustment. They relocate the adjustment point onto the toe link for a finer and easier adjustment. Made in the USA.

Body Style / Vehicle	Part
10-11 Camaro SS	52801





# 1964-1967 GM A-BODY SPRING RATES BASED ON SMALL BLOCK & LS ENGINES

## DRAG RACING LEVEL 1

INCLUDES THE FOLLOWING SUSPENSION COMPONENTS:

- |           |  |
|-----------|--|
| (2) TR507 | Front "R" Series Stocker Star Shocks       |
| (2) TS801 | Rear Single Adjustable Stocker Star Shocks |
| 52871     | Rear Sway Bar                              |
| 5205      | Boxed Lower Trailing Arms                  |
| 5249      | Adjustable Upper Trailing Arms             |
| 5212      | Trailing Arm Braces                        |
| 5250      | Tie Rod Adjuster Sleeves                   |
| 5213      | Anti-Hop Bars                              |



- DRAG RACING KIT WITH SHOCKS.....#DK01-GMA1**  
**DRAG RACING KIT WITHOUT SHOCKS.....#DK11-GMA1**

## DRAG RACING LEVEL 2

INCLUDES THE FOLLOWING SUSPENSION COMPONENTS:

- |              |   |
|--------------|---|
| GD501-11300A | Front Double Adjustable Pro Coil Shock System |
| RCK52335     | Rear Double Adjustable Pro Coil Shock System  |
| (2) 7888-109 | Thrust Bearing Kit                            |
| 52871        | Rear Sway Bar                                 |
| 5205         | Boxed Lower Trailing Arms                     |
| 5249         | Adjustable Upper Trailing Arms                |
| 52322        | Upper Race Control Arms                       |
| 52337        | Lower Race Control Arms                       |
| 5250         | Tie Rod Adjuster Sleeves                      |
| 5283         | Adjustable Frame Brace                        |
| 5213         | Anti-Hop Bars                                 |
| 1891-106     | Ball Joint Tool Kit                           |



- DRAG RACING KIT WITH SHOCKS.....#DK02-GMA1**  
**DRAG RACING KIT WITHOUT SHOCKS.....#DK12-GMA1**

### NOTE ON SPRING RATES FOR ALL KITS:


Spring rates are carefully selected to maximize performance while maintaining a smooth, comfortable ride. They are geared towards average weight small block and LS powered vehicles with stock trim. Where applicable, our handling kits offer springs that are optimized for cornering performance while spring rates in our drag kits were chosen to maximize stored energy for weight transfer.

What if the vehicle has been heavily modified from its original weight or has another engine? No problem. These kits are also offered without shocks to give you the flexibility to order the shocks or struts with the spring rates you want.

## HANDLING LEVEL 1

INCLUDES THE FOLLOWING SUSPENSION COMPONENTS:

- |           |  |
|-----------|--|
| (2) TN507 | Front Non-Adjustable Stocker Star Shocks |
| (2) TN801 | Rear Non-Adjustable Stocker Star Shocks  |
| 52873     | Front and Rear Sway Bars                 |
| 5205      | Boxed Lower Trailing Arms                |
| 5250      | Tie Rod Adjuster Sleeves                 |




- HANDLING KIT WITH SHOCKS.....#HK01-GMA1**  
**HANDLING KIT WITHOUT SHOCKS.....#HK11-GMA1**

## HANDLING LEVEL 2

INCLUDES THE FOLLOWING SUSPENSION COMPONENTS:

- |              |   |
|--------------|---|
| GS501-10400A | Front Single Adjustable Pro Coil Shock System |
| RCK52340     | Rear Single Adjustable Pro Coil Shock System  |
| (2) 7888-109 | Thrust Bearing Kit                            |
| 52873        | Front and Rear Sway Bars                      |
| 5205         | Boxed Lower Trailing Arms                     |
| 5269         | Tubular Upper Trailing Arms                   |
| 52422        | Upper Street Control Arms                     |
| 52437        | Lower Street Control Arms                     |
| 5250         | Tie Rod Adjuster Sleeves                      |
| 5212         | Tubular Braces                                |



- HANDLING KIT WITH SHOCKS.....#HK02-GMA1**  
**HANDLING KIT WITHOUT SHOCKS.....#HK12-GMA1**

## HANDLING LEVEL 3

INCLUDES THE FOLLOWING SUSPENSION COMPONENTS:

- |              |   |
|--------------|---|
| GD501-10450A | Front Double Adjustable Pro Coil Shock System |
| RCK52337     | Rear Double Adjustable Pro Coil Shock System  |
| (2) 7888-109 | Thrust Bearing Kit                            |
| 52873        | Front and Rear Sway Bars                      |
| 5205         | Boxed Lower Trailing Arms                     |
| 5249         | Adjustable Upper Trailing Arms                |
| 52322        | Upper Race Control Arms                       |
| 52337        | Lower Race Control Arms                       |
| 5250         | Tie Rod Adjuster Sleeves                      |
| 5283         | Adjustable Frame Brace                        |
| 1891-106     | Ball Joint Tool Kit                           |



- HANDLING KIT WITH SHOCKS.....#HK03-GMA1**  
**HANDLING KIT WITHOUT SHOCKS.....#HK13-GMA1**



# 1968-1972 GM A-BODY SPRING RATES BASED ON SMALL BLOCK & LS ENGINES

## DRAG RACING LEVEL 1

INCLUDES THE FOLLOWING SUSPENSION COMPONENTS:

- |           |  |
|-----------|--|
| (2) TR505 | Front "R" Series Stocker Star Shocks       |
| (2) TS801 | Rear Single Adjustable Stocker Star Shocks |
| 52871     | Rear Sway Bar                              |
| 5205      | Boxed Lower Trailing Arms                  |
| 5248      | Adjustable Upper Trailing Arms             |
| 5211      | Trailing Arm Brace                         |
| 5213      | Anti-Hop Bars                              |



- DRAG RACING KIT WITH SHOCKS.....#DK01-GMA2**  
**DRAG RACING KIT WITHOUT SHOCKS.....#DK11-GMA2**

## DRAG RACING LEVEL 2

INCLUDES THE FOLLOWING SUSPENSION COMPONENTS:

- |              |   |
|--------------|---|
| GD401-11300B | Front Double Adjustable Pro Coil Shock System |
| RCK52335     | Rear Double Adjustable Pro Coil Shock System  |
| (2) 7888-109 | Thrust Bearing Kit                            |
| 52871        | Rear Sway Bar                                 |
| 5205         | Boxed Lower Trailing Arms                     |
| 5248         | Adjustable Upper Trailing Arm                 |
| 52322        | Upper Race Control Arms                       |
| 52337        | Lower Race Control Arms                       |
| 5284         | Adjustable Frame Brace                        |
| 5213         | Anti-Hop Bars                                 |
| 1891-106     | Ball Joint Tool Kit                           |



- DRAG RACING KIT WITH SHOCKS.....#DK02-GMA2**  
**DRAG RACING KIT WITHOUT SHOCKS.....#DK12-GMA2**

### NOTE ON SPRING RATES FOR ALL KITS:


Spring rates are carefully selected to maximize performance while maintaining a smooth, comfortable ride. They are geared towards average weight small block and LS powered vehicles with stock trim. Where applicable, our handling kits offer springs that are optimized for cornering performance while spring rates in our drag kits were chosen to maximize stored energy for weight transfer.

What if the vehicle has been heavily modified from its original weight or has another engine? No problem. These kits are also offered without shocks to give you the flexibility to order the shocks or struts with the spring rates you want.

## HANDLING LEVEL 1

INCLUDES THE FOLLOWING SUSPENSION COMPONENTS:

- |           |  |
|-----------|--|
| (2) TN505 | Front Non-Adjustable Stocker Star Shocks |
| (2) TN801 | Rear Non-Adjustable Stocker Star Shocks  |
| 52873     | Front and Rear Sway Bars                 |
| 5205      | Boxed Lower Trailing Arms                |



- HANDLING KIT WITH SHOCKS.....#HK01-GMA2**  
**HANDLING KIT WITHOUT SHOCKS.....#HK11-GMA2**

## HANDLING LEVEL 2

INCLUDES THE FOLLOWING SUSPENSION COMPONENTS:

- |              |   |
|--------------|---|
| GS401-10400B | Front Single Adjustable Pro Coil Shock System |
| RCK52340     | Rear Single Adjustable Pro Coil Shock System  |
| (2) 7888-109 | Thrust Bearing Kit                            |
| 52873        | Front and Rear Sway Bars                      |
| 5205         | Boxed Lower Trailing Arms                     |
| 5268         | Tubular Upper Trailing Arms                   |
| 52422        | Upper Street Control Arms                     |
| 52437        | Lower Street Control Arms                     |
| 5211         | Tubular Braces                                |



- HANDLING KIT WITH SHOCKS.....#HK02-GMA2**  
**HANDLING KIT WITHOUT SHOCKS.....#HK12-GMA2**

## HANDLING LEVEL 3

**AS SEEN ON DETROIT MUSCLE!**

INCLUDES THE FOLLOWING SUSPENSION COMPONENTS:

- |              |   |
|--------------|---|
| GD401-10450B | Front Double Adjustable Pro Coil Shock System |
| RCK52337     | Rear Double Adjustable Pro Coil Shock System  |
| (2) 7888-109 | Thrust Bearing Kit                            |
| 52873        | Front and Rear Sway Bars                      |
| 5205         | Boxed Lower Trailing Arms                     |
| 5248         | Adjustable Upper Trailing Arms                |
| 52322        | Upper Race Control Arms                       |
| 52337        | Lower Race Control Arms                       |
| 5284         | Adjustable Frame Brace                        |
| 1891-106     | Ball Joint Tool Kit                           |



- HANDLING KIT WITH SHOCKS.....#HK03-GMA2**  
**HANDLING KIT WITHOUT SHOCKS.....#HK13-GMA2**



# 1973-1977 GM A-BODY SPRING RATES BASED ON SMALL BLOCK & LS ENGINES

## DRAG RACING LEVEL 1

INCLUDES THE FOLLOWING SUSPENSION COMPONENTS:

- |           |  |
|-----------|--|
| (2) TR505 | Front "R" Series Stocker Star Shocks       |
| (2) TS801 | Rear Single Adjustable Stocker Star Shocks |
| 52894     | Rear Sway Bar                              |
| 5208      | Boxed Lower Trailing Arms                  |
| 5247      | Adjustable Upper Trailing Arms             |
| 5252      | Tie Rod Adjuster Sleeves                   |



- DRAG RACING KIT WITH SHOCKS.....#DK01-GMA3**  
**DRAG RACING KIT WITHOUT SHOCKS.....#DK11-GMA3**

## DRAG RACING LEVEL 2

INCLUDES THE FOLLOWING SUSPENSION COMPONENTS:

- |              |   |
|--------------|---|
| GD401-10350C | Front Double Adjustable Pro Coil Shock System |
| RCK52371     | Rear Double Adjustable Pro Coil Shock System  |
| (2) 7888-109 | Thrust Bearing Kit                            |
| 52894        | Rear Sway Bar                                 |
| 5208         | Boxed Lower Trailing Arms                     |
| 5247         | Adjustable Upper Trailing Arm                 |
| 52318        | Upper Race Control Arms                       |
| 52320        | Lower Race Control Arms                       |
| 5252         | Tie Rod Adjuster Sleeves                      |
| 1891-106     | Ball Joint Tool Kit                           |



- DRAG RACING KIT WITH SHOCKS.....#DK02-GMA3**  
**DRAG RACING KIT WITHOUT SHOCKS.....#DK12-GMA3**

### NOTE ON SPRING RATES FOR ALL KITS:

Spring rates are carefully selected to maximize performance while maintaining a smooth, comfortable ride. They are geared towards average weight small block and LS powered vehicles with stock trim. Where applicable, our handling kits offer springs that are optimized for cornering performance while spring rates in our drag kits were chosen to maximize stored energy for weight transfer.

What if the vehicle has been heavily modified from its original weight or has another engine? No problem. These kits are also offered without shocks to give you the flexibility to order the shocks or struts with the spring rates you want.

## HANDLING LEVEL 1

INCLUDES THE FOLLOWING SUSPENSION COMPONENTS:

- |           |  |
|-----------|--|
| (2) TN505 | Front Non-Adjustable Stocker Star Shocks |
| (2) TN801 | Rear Non-Adjustable Stocker Star Shocks  |
| 52895     | Front and Rear Sway Bars                 |
| 5208      | Boxed Lower Trailing Arms                |
| 5252      | Tie Rod Adjuster Sleeves                 |



- HANDLING KIT WITH SHOCKS.....#HK01-GMA3**  
**HANDLING KIT WITHOUT SHOCKS.....#HK11-GMA3**

## HANDLING LEVEL 2

INCLUDES THE FOLLOWING SUSPENSION COMPONENTS:

- |              |   |
|--------------|---|
| GS401-10600C | Front Single Adjustable Pro Coil Shock System |
| RCK52376     | Rear Single Adjustable Pro Coil Shock System  |
| (2) 7888-109 | Thrust Bearing Kit                            |
| 52895        | Front and Rear Sway Bars                      |
| 5208         | Boxed Lower Trailing Arms                     |
| 5267         | Tubular Upper Trailing Arms                   |
| 52418        | Upper Street Control Arms                     |
| 52420        | Lower Street Control Arms                     |
| 5252         | Tie Rod Adjuster Sleeves                      |




- HANDLING KIT WITH SHOCKS.....#HK02-GMA3**  
**HANDLING KIT WITHOUT SHOCKS.....#HK12-GMA3**

## HANDLING LEVEL 3

INCLUDES THE FOLLOWING SUSPENSION COMPONENTS:

- |              |   |
|--------------|---|
| GD401-10650C | Front Double Adjustable Pro Coil Shock System |
| RCK52373     | Rear Double Adjustable Pro Coil Shock System  |
| (2) 7888-109 | Thrust Bearing Kit                            |
| 52895        | Front and Rear Sway Bars                      |
| 5208         | Boxed Lower Trailing Arms                     |
| 5247         | Adjustable Upper Trailing Arms                |
| 52318        | Upper Race Control Arms                       |
| 52320        | Lower Race Control Arms                       |
| 5252         | Tie Rod Adjuster Sleeves                      |
| 1891-106     | Ball Joint Tool Kit                           |



- HANDLING KIT WITH SHOCKS.....#HK03-GMA3**  
**HANDLING KIT WITHOUT SHOCKS.....#HK13-GMA3**



# 1978-1993 GM B-BODY SPRING RATES BASED ON SMALL BLOCK & LS ENGINES

## DRAG RACING LEVEL 1

INCLUDES THE FOLLOWING SUSPENSION COMPONENTS:

- |           |  |
|-----------|--|
| (2) TR507 | Front "R" Series Stocker Star Shocks       |
| (2) TS801 | Rear Single Adjustable Stocker Star Shocks |
| 52894†    | Rear Sway Bar                              |
| 5203*     | Boxed Lower Trailing Arms                  |
| 5254      | Adjustable Upper Trailing Arms             |
| 5252      | Tie Rod Adjuster Sleeves                   |




- DRAG RACING KIT WITH SHOCKS.....#DK01-GMB4  
 DRAG RACING KIT WITHOUT SHOCKS.....#DK11-GMB4

## DRAG RACING LEVEL 2

INCLUDES THE FOLLOWING SUSPENSION COMPONENTS:

- |              |   |
|--------------|---|
| GD507-10350C | Front Double Adjustable Pro Coil Shock System |
| RCK52379     | Rear Double Adjustable Pro Coil Shock System  |
| (2) 7888-109 | Thrust Bearing Kit                            |
| 52894†       | Rear Sway Bar                                 |
| 5203*        | Boxed Lower Trailing Arms                     |
| 5254         | Adjustable Upper Trailing Arms                |
| 52318        | Upper Race Control Arms                       |
| 52320        | Lower Race Control Arms                       |
| 5252         | Tie Rod Adjuster Sleeves                      |
| 1891-106     | Ball Joint Tool Kit                           |



- DRAG RACING KIT WITH SHOCKS.....#DK02-GMB4  
 DRAG RACING KIT WITHOUT SHOCKS.....#DK12-GMB4

### NOTE ON SPRING RATES FOR ALL KITS:

Spring rates are carefully selected to maximize performance while maintaining a smooth, comfortable ride. They are geared towards average weight small block and LS powered vehicles with stock trim. Where applicable, our handling kits offer springs that are optimized for cornering performance while spring rates in our drag kits were chosen to maximize stored energy for weight transfer.

What if the vehicle has been heavily modified from its original weight or has another engine? No problem. These kits are also offered without shocks to give you the flexibility to order the shocks or struts with the spring rates you want.

\* 93 Caprice Sedan requires part #5209, extended length trailing arm, paired with adjustable upper trailing arms part #5254.  
 † Rear sway bars do not fit wagons.

## HANDLING LEVEL 1

INCLUDES THE FOLLOWING SUSPENSION COMPONENTS:

- |           |  |
|-----------|--|
| (2) TN507 | Front Non-Adjustable Stocker Star Shocks |
| (2) TN801 | Rear Non-Adjustable Stocker Star Shocks  |
| 52864‡    | Front and Rear Sway Bars                 |
| 5203*     | Boxed Lower Trailing Arms                |
| 5252      | Tie Rod Adjuster Sleeves                 |



- HANDLING KIT WITH SHOCKS.....#HK01-GMB4  
 HANDLING KIT WITHOUT SHOCKS.....#HK11-GMB4

## HANDLING LEVEL 2

INCLUDES THE FOLLOWING SUSPENSION COMPONENTS:

- |              |   |
|--------------|---|
| GS507-10450C | Front Single Adjustable Pro Coil Shock System |
| RCK52383     | Rear Single Adjustable Pro Coil Shock System  |
| (2) 7888-109 | Thrust Bearing Kit                            |
| 52864‡       | Front and Rear Sway Bars                      |
| 5203*        | Boxed Lower Trailing Arms                     |
| 5265         | Tubular Upper Trailing Arms                   |
| 52418        | Upper Street Control Arms                     |
| 52420        | Lower Street Control Arms                     |
| 5252         | Tie Rod Adjuster Sleeves                      |



- HANDLING KIT WITH SHOCKS.....#HK02-GMB4  
 HANDLING KIT WITHOUT SHOCKS.....#HK12-GMB4

## HANDLING LEVEL 3

INCLUDES THE FOLLOWING SUSPENSION COMPONENTS:

- |              |   |
|--------------|---|
| GD507-10500C | Front Double Adjustable Pro Coil Shock System |
| RCK52380     | Rear Double Adjustable Pro Coil Shock System  |
| (2) 7888-109 | Thrust Bearing Kit                            |
| 52864‡       | Front and Rear Sway Bars                      |
| 5203*        | Boxed Lower Trailing Arms                     |
| 5254         | Adjustable Upper Trailing Arms                |
| 52318        | Upper Race Control Arms                       |
| 52320        | Lower Race Control Arms                       |
| 5252         | Tie Rod Adjuster Sleeves                      |
| 1891-106     | Ball Joint Tool Kit                           |



- HANDLING KIT WITH SHOCKS.....#HK03-GMB4  
 HANDLING KIT WITHOUT SHOCKS.....#HK13-GMB4



# 1994-1996 GM B-BODY SPRING RATES BASED ON SMALL BLOCK & LS ENGINES

These kits contain 5/8" extended length lower trailing arms to center the wheel in the wheel opening. GM B-Bodies in this year range that are not a Chevy Impala SS or Caprice Sedan require part #5203, standard length lower trailing arms.

## DRAG RACING LEVEL 1

INCLUDES THE FOLLOWING SUSPENSION COMPONENTS:

- |           |  |
|-----------|--|
| (2) TR507 | Front "R" Series Stocker Star Shocks       |
| (2) TS801 | Rear Single Adjustable Stocker Star Shocks |
| 52894†    | Rear Sway Bar                              |
| 5209*     | Extended Boxed Lower Trailing Arms         |
| 5254      | Adjustable Upper Trailing Arms             |
| 5252      | Tie Rod Adjuster Sleeves                   |




- DRAG RACING KIT WITH SHOCKS.....#DK01-GMB5  
 DRAG RACING KIT WITHOUT SHOCKS.....#DK11-GMB5

## DRAG RACING LEVEL 2

INCLUDES THE FOLLOWING SUSPENSION COMPONENTS:

- |              |   |
|--------------|---|
| GD507-10450C | Front Double Adjustable Pro Coil Shock System |
| RCK52379     | Rear Double Adjustable Pro Coil Shock System  |
| (2) 7888-109 | Thrust Bearing Kit                            |
| 52894†       | Rear Sway Bar                                 |
| 5209*        | Extended Boxed Lower Trailing Arms            |
| 5254         | Adjustable Upper Trailing Arms                |
| 52318        | Upper Race Control Arms                       |
| 52320**      | Lower Race Control Arms                       |
| 5252         | Tie Rod Adjuster Sleeves                      |
| 1891-106     | Ball Joint Tool Kit                           |



- DRAG RACING KIT WITH SHOCKS.....#DK02-GMB5  
 DRAG RACING KIT WITHOUT SHOCKS.....#DK12-GMB5

### NOTE ON SPRING RATES FOR ALL KITS:

Spring rates are carefully selected to maximize performance while maintaining a smooth, comfortable ride. They are geared towards average weight small block and LS powered vehicles with stock trim. Where applicable, our handling kits offer springs that are optimized for cornering performance while spring rates in our drag kits were chosen to maximize stored energy for weight transfer.

What if the vehicle has been heavily modified from its original weight or has another engine? No problem. These kits are also offered without shocks to give you the flexibility to order the shocks or struts with the spring rates you want.

\* GM B-Bodies in this year range that are not a Caprice Sedan or Chevy Impala SS require part #5203, standard length trailing arms.

\*\* Not compatible with late '95 and '96 9C1-equipped Caprice police cars.

† Rear sway bars do not fit wagons.

## HANDLING LEVEL 1

INCLUDES THE FOLLOWING SUSPENSION COMPONENTS:

- |           |  |
|-----------|--|
| (2) TN507 | Front Non-Adjustable Stocker Star Shocks |
| (2) TN801 | Rear Non-Adjustable Stocker Star Shocks  |
| 52864‡    | Front and Rear Sway Bars                 |
| 5209*     | Extended Boxed Lower Trailing Arms       |
| 5254      | Adjustable Upper Trailing Arms           |
| 5252      | Tie Rod Adjuster Sleeves                 |



- HANDLING KIT WITH SHOCKS.....#HK01-GMB5  
 HANDLING KIT WITHOUT SHOCKS.....#HK11-GMB5

## HANDLING LEVEL 2

INCLUDES THE FOLLOWING SUSPENSION COMPONENTS:

- |              |   |
|--------------|---|
| GS507-10550C | Front Single Adjustable Pro Coil Shock System |
| RCK52384     | Rear Single Adjustable Pro Coil Shock System  |
| (2) 7888-109 | Thrust Bearing Kit                            |
| 52864‡       | Front and Rear Sway Bars                      |
| 5209*        | Extended Boxed Lower Trailing Arms            |
| 5254         | Adjustable Upper Trailing Arms                |
| 52418        | Upper Street Control Arms                     |
| 52420**      | Lower Street Control Arms                     |
| 5252         | Tie Rod Adjuster Sleeves                      |



- HANDLING KIT WITH SHOCKS.....#HK02-GMB5  
 HANDLING KIT WITHOUT SHOCKS.....#HK12-GMB5

## HANDLING LEVEL 3

INCLUDES THE FOLLOWING SUSPENSION COMPONENTS:

- |              |   |
|--------------|---|
| GD507-10650C | Front Double Adjustable Pro Coil Shock System |
| RCK52381     | Rear Double Adjustable Pro Coil Shock System  |
| (2) 7888-109 | Thrust Bearing Kit                            |
| 52864‡       | Front and Rear Sway Bars                      |
| 5209*        | Extended Boxed Lower Trailing Arms            |
| 5254         | Adjustable Upper Trailing Arms                |
| 52318        | Upper Race Control Arms                       |
| 52320**      | Lower Race Control Arms                       |
| 5252         | Tie Rod Adjuster Sleeves                      |
| 1891-106     | Ball Joint Tool Kit                           |



- HANDLING KIT WITH SHOCKS.....#HK03-GMB5  
 HANDLING KIT WITHOUT SHOCKS.....#HK13-GMB5



# 1967-1969 GM F-BODY SPRING RATES BASED ON SMALL BLOCK & LS ENGINES

Because of the difference in rear shocks between the mono-leaf and multi-leaf cars, we have left the rear shocks out of the drag racing and handling kits. Please see page 48 for rear shock options for your car.

## DRAG RACING LEVEL 1

INCLUDES THE FOLLOWING SUSPENSION COMPONENTS:

- |           |                                      |
|-----------|--------------------------------------|
| (2) TR505 | Front "R" Series Stocker Star Shocks |
| 52417     | Upper Street Control Arms            |
| 52419     | Lower Street Control Arms            |
| 52399     | Lower Control Arm Hardware Kit       |
| 7720-168  | Stock Spring Seat Adapter            |
| 5251      | Tie Rod Adjuster Sleeves             |



- DRAG RACING KIT WITH SHOCKS.....#DK01-GMF1  
 DRAG RACING KIT WITHOUT SHOCKS.....#DK11-GMF1

## DRAG RACING LEVEL 2

INCLUDES THE FOLLOWING SUSPENSION COMPONENTS:

- |              |   |
|--------------|---|
| GD401-11300A | Front Double Adjustable Pro Coil Shock System |
| 7888-112     | Thrust Bearing/Spanner Wrench Kit             |
| 52317        | Upper Race Control Arms                       |
| 52319        | Lower Race Control Arms                       |
| 5251         | Tie Rod Adjuster Sleeves                      |
| 1891-106     | Ball Joint Tool Kit                           |



- DRAG RACING KIT WITH SHOCKS.....#DK02-GMF1  
 DRAG RACING KIT WITHOUT SHOCKS.....#DK12-GMF1

### NOTE ON SPRING RATES FOR ALL KITS:

Spring rates are carefully selected to maximize performance while maintaining a smooth, comfortable ride. They are geared towards average weight small block and LS powered vehicles with stock trim. Where applicable, our handling kits offer springs that are optimized for cornering performance while spring rates in our drag kits were chosen to maximize stored energy for weight transfer.

What if the vehicle has been heavily modified from its original weight or has another engine? No problem. These kits are also offered without shocks to give you the flexibility to order the shocks or struts with the spring rates you want.

## HANDLING LEVEL 1

INCLUDES THE FOLLOWING SUSPENSION COMPONENTS:

- |           |  |
|-----------|--|
| (2) TN505 | Front Non-Adjustable Stocker Star Shocks |
| 52816     | Front Sway Bar                           |
| 5251      | Tie Rod Adjuster Sleeves                 |



- HANDLING KIT WITH SHOCKS.....#HK01-GMF1

## HANDLING LEVEL 2

INCLUDES THE FOLLOWING SUSPENSION COMPONENTS:

- |              |   |
|--------------|---|
| GS401-10400A | Front Single Adjustable Pro Coil Shock System |
| 7888-112     | Thrust Bearing/Spanner Wrench Kit             |
| 52816        | Front Sway Bar                                |
| 52417        | Upper Street Control Arms                     |
| 52419        | Lower Street Control Arms                     |
| 5251         | Tie Rod Adjuster Sleeves                      |



- HANDLING KIT WITH SHOCKS.....#HK02-GMF1  
 HANDLING KIT WITHOUT SHOCKS.....#HK12-GMF1

## HANDLING LEVEL 3

INCLUDES THE FOLLOWING SUSPENSION COMPONENTS:

- |              |   |
|--------------|---|
| GD401-10450A | Front Double Adjustable Pro Coil Shock System |
| 7888-112     | Thrust Bearing/Spanner Wrench Kit             |
| 52816        | Front Sway Bar                                |
| 52317        | Upper Race Control Arms                       |
| 52319        | Lower Race Control Arms                       |
| 5251         | Tie Rod Adjuster Sleeves                      |
| 1891-106     | Ball Joint Tool Kit                           |



- HANDLING KIT WITH SHOCKS.....#HK03-GMF1  
 HANDLING KIT WITHOUT SHOCKS.....#HK13-GMF1

**AS SEEN ON  
HOT ROD GARAGE!**



# 1970-1981 GM F-BODY SPRING RATES BASED ON SMALL BLOCK & LS ENGINES

## DRAG RACING LEVEL 1

INCLUDES THE FOLLOWING SUSPENSION COMPONENTS:

- |           |  |
|-----------|--|
| (2) TR507 | Front "R" Series Stocker Star Shocks       |
| (2) TS702 | Rear Single Adjustable Stocker Star Shocks |
| 52418     | Upper Street Control Arms                  |
| 52420     | Lower Street Control Arms                  |
| 5252      | Tie Rod Adjuster Sleeves                   |
| 7720-203  | Stock Spring Seat Adapter                  |



- DRAG RACING KIT WITH SHOCKS.....#DK01-GMF2  
 DRAG RACING KIT WITHOUT SHOCKS.....#DK11-GMF2

## DRAG RACING LEVEL 2

INCLUDES THE FOLLOWING SUSPENSION COMPONENTS:

- |              |   |
|--------------|---|
| GD501-10350C | Front Double Adjustable Pro Coil Shock System |
| (2) TD702    | Rear Double Adjustable Stocker Star Shocks    |
| 7888-109     | Thrust Bearing Kit                            |
| 52318        | Upper Race Control Arms                       |
| 52320        | Lower Race Control Arms                       |
| 5252         | Tie Rod Adjuster Sleeves                      |
| 1891-106     | Ball Joint Tool Kit                           |



- DRAG RACING KIT WITH SHOCKS.....#DK02-GMF2  
 DRAG RACING KIT WITHOUT SHOCKS.....#DK12-GMF2

### NOTE ON SPRING RATES FOR ALL KITS:

Spring rates are carefully selected to maximize performance while maintaining a smooth, comfortable ride. They are geared towards average weight small block and LS powered vehicles with stock trim. Where applicable, our handling kits offer springs that are optimized for cornering performance while spring rates in our drag kits were chosen to maximize stored energy for weight transfer.

What if the vehicle has been heavily modified from its original weight or has another engine? No problem. These kits are also offered without shocks to give you the flexibility to order the shocks or struts with the spring rates you want.

## HANDLING LEVEL 1

INCLUDES THE FOLLOWING SUSPENSION COMPONENTS:

- |           |  |
|-----------|--|
| (2) TN507 | Front Non-Adjustable Stocker Star Shocks |
| (2) TN702 | Rear Non-Adjustable Stocker Star Shocks  |
| 52893     | Front Sway Bar                           |
| 5252      | Tie Rod Adjuster Sleeves                 |

- HANDLING KIT WITH SHOCKS.....#HK01-GMF2




## HANDLING LEVEL 2

INCLUDES THE FOLLOWING SUSPENSION COMPONENTS:

- |              |   |
|--------------|---|
| GS501-10400C | Front Single Adjustable Pro Coil Shock System |
| (2) TS702    | Rear Single Adjustable Stocker Star Shocks    |
| 7888-109     | Thrust Bearing Kit                            |
| 52893        | Front Sway Bar                                |
| 52418        | Upper Street Control Arms                     |
| 52420        | Lower Street Control Arms                     |
| 5252         | Tie Rod Adjuster Sleeves                      |

- HANDLING KIT WITH SHOCKS.....#HK02-GMF2  
 HANDLING KIT WITHOUT SHOCKS.....#HK12-GMF2




## HANDLING LEVEL 3

INCLUDES THE FOLLOWING SUSPENSION COMPONENTS:

- |              |   |
|--------------|---|
| GD501-10450C | Front Double Adjustable Pro Coil Shock System |
| (2) TD702    | Rear Double Adjustable Stocker Star Shocks    |
| 7888-109     | Thrust Bearing Kit                            |
| 52893        | Front Sway Bar                                |
| 52318        | Upper Race Control Arms                       |
| 52320        | Lower Race Control Arms                       |
| 5252         | Tie Rod Adjuster Sleeves                      |
| 1891-106     | Ball Joint Tool Kit                           |

- HANDLING KIT WITH SHOCKS.....#HK03-GMF2  
 HANDLING KIT WITHOUT SHOCKS.....#HK13-GMF2



GM Suspension

GM Suspension



# 1982-1992 GM F-BODY SPRING RATES BASED ON SMALL BLOCK & LS ENGINES

## DRAG RACING LEVEL 1

INCLUDES THE FOLLOWING SUSPENSION COMPONENTS:

- |           |  |
|-----------|--|
| HR607SK   | Front "R" Series Struts                    |
| (2) TS704 | Rear Single Adjustable Stocker Star Shocks |
| 52875     | Rear Sway Bar                              |
| 5204      | Boxed Lower Trailing Arms                  |
| 5275      | Trailing Arm Relocation Brackets           |
| 5250      | Tie Rod Adjuster Sleeves                   |
| 5222      | Adjustable Tubular Panhard Bar             |
| 5282      | Adjustable Torque Arm                      |




- DRAG RACING KIT WITH SHOCKS.....#DK01-GMF3  
 DRAG RACING KIT WITHOUT SHOCKS.....#DK11-GMF3

## DRAG RACING LEVEL 2

INCLUDES THE FOLLOWING SUSPENSION COMPONENTS:

- |              |   |
|--------------|---|
| HD606S-12200 | Front Double Adjustable Pro Coil Strut System |
| RCK52331     | Rear Single Adjustable Pro Coil Shock System  |
| CPK106       | Caster Camber Plates                          |
| (2) 7888-109 | Thrust Bearing Kit                            |
| T114W        | Spanner Wrench                                |
| 52875        | Rear Sway Bar                                 |
| 5204         | Boxed Lower Trailing Arms                     |
| 5275         | Trailing Arm Relocation Brackets              |
| 52368*       | Lower Race Control Arms                       |
| 5250         | Tie Rod Adjuster Sleeves                      |
| 5222         | Adjustable Tubular Panhard Bar                |
| 5282         | Adjustable Torque Arm                         |
| 1891-106     | Ball Joint Tool Kit                           |



- DRAG RACING KIT WITH SHOCKS.....#DK02-GMF3  
 DRAG RACING KIT WITHOUT SHOCKS.....#DK12-GMF3

### NOTE ON SPRING RATES FOR ALL KITS:

Spring rates are carefully selected to maximize performance while maintaining a smooth, comfortable ride. They are geared towards average weight small block and LS powered vehicles with stock trim. Where applicable, our handling kits offer springs that are optimized for cornering performance while spring rates in our drag kits were chosen to maximize stored energy for weight transfer.

What if the vehicle has been heavily modified from its original weight or has another engine? No problem. These kits are also offered without shocks to give you the flexibility to order the shocks or struts with the spring rates you want.

\* Includes spring adapter for factory type springs.

## HANDLING LEVEL 1

INCLUDES THE FOLLOWING SUSPENSION COMPONENTS:

- |           |  |
|-----------|--|
| HS607SK   | Front Single Adjustable Struts             |
| (2) TS704 | Rear Single Adjustable Stocker Star Shocks |
| 52812     | Front and Rear Sway Bars                   |
| 5204      | Boxed Lower Trailing Arms                  |
| 5250      | Tie Rod Adjuster Sleeves                   |
| 5202      | Tubular Panhard Bar                        |
| 5280      | Non-Adjustable Torque Arm                  |



- HANDLING KIT WITH SHOCKS.....#HK01-GMF3  
 HANDLING KIT WITHOUT SHOCKS.....#HK11-GMF3

## HANDLING LEVEL 2

INCLUDES THE FOLLOWING SUSPENSION COMPONENTS:

- |              |   |
|--------------|---|
| HS606S-12250 | Front Single Adjustable Pro Coil Strut System |
| RCK52328     | Rear Single Adjustable Pro Coil Shock System  |
| CPK106       | Caster Camber Plates                          |
| (2) 7888-109 | Thrust Bearing Kit                            |
| T114W        | Spanner Wrench                                |
| 52812        | Front and Rear Sway Bars                      |
| 5204         | Boxed Lower Trailing Arms                     |
| 5275         | Trailing Arm Relocation Brackets              |
| 52468*       | Lower Street Control Arms                     |
| 5250         | Tie Rod Adjuster Sleeves                      |
| 5222         | Adjustable Panhard Bar                        |
| 5280         | Non-Adjustable Torque Arm                     |



- HANDLING KIT WITH SHOCKS.....#HK02-GMF3  
 HANDLING KIT WITHOUT SHOCKS.....#HK12-GMF3

## HANDLING LEVEL 3

INCLUDES THE FOLLOWING SUSPENSION COMPONENTS:

- |              |   |
|--------------|---|
| HD606S-12275 | Front Double Adjustable Pro Coil Strut System |
| RCK52332     | Rear Double Adjustable Pro Coil Shock System  |
| CPK106       | Caster Camber Plates                          |
| (2) 7888-109 | Thrust Bearing Kit                            |
| T114W        | Spanner Wrench                                |
| 52812        | Front and Rear Sway Bars                      |
| 5204         | Boxed Lower Trailing Arms                     |
| 5275         | Trailing Arm Relocation Brackets              |
| 52368*       | Lower Race Control Arms                       |
| 5250         | Tie Rod Adjuster Sleeves                      |
| 5222         | Adjustable Panhard Bar                        |
| 5282         | Adjustable Torque Arm                         |
| 1891-106     | Ball Joint Tool Kit                           |



- HANDLING KIT WITH SHOCKS.....#HK03-GMF3  
 HANDLING KIT WITHOUT SHOCKS.....#HK13-GMF3



# 1993-2002 GM F-BODY SPRING RATES BASED ON SMALL BLOCK & LS ENGINES

## DRAG RACING LEVEL 1

INCLUDES THE FOLLOWING SUSPENSION COMPONENTS:

- |             |  |
|-------------|--|
| GR502-15275 | Front "R" Series Pro Coil Shock System     |
| (2) TS704   | Rear Single Adjustable Stocker Star Shocks |
| 7888-112    | Thrust Bearing/Spanner Wrench Kit          |
| 52875       | Rear Sway Bar                              |
| 5204        | Boxed Lower Trailing Arms                  |
| 5222        | Adjustable Tubular Panhard Bar             |
| 5282        | Adjustable Torque Arm                      |

- DRAG RACING KIT WITH SHOCKS.....#DK01-GMF4**  
**DRAG RACING KIT WITHOUT SHOCKS.....#DK11-GMF4**



## DRAG RACING LEVEL 2

INCLUDES THE FOLLOWING SUSPENSION COMPONENTS:

- |              |   |
|--------------|---|
| GD502-15275  | Front Double Adjustable Pro Coil Shock System |
| RCK52331     | Rear Double Adjustable Pro Coil Shock System  |
| (2) 7888-109 | Thrust Bearing Kit                            |
| T115W        | Spanner Wrench                                |
| 52875        | Rear Sway Bar                                 |
| 5204         | Boxed Lower Trailing Arms                     |
| 5275         | Trailing Arm Relocation Brackets              |
| 5222         | Adjustable Tubular Panhard Bar                |
| 5282         | Adjustable Torque Arm                         |

- DRAG RACING KIT WITH SHOCKS.....#DK02-GMF4**  
**DRAG RACING KIT WITHOUT SHOCKS.....#DK12-GMF4**



**NOTE ON SPRING RATES FOR ALL KITS:**

Spring rates are carefully selected to maximize performance while maintaining a smooth, comfortable ride. They are geared towards average weight small block and LS powered vehicles with stock trim. Where applicable, our handling kits offer springs that are optimized for cornering performance while spring rates in our drag kits were chosen to maximize stored energy for weight transfer.

What if the vehicle has been heavily modified from its original weight or has another engine? No problem. These kits are also offered without shocks to give you the flexibility to order the shocks or struts with the spring rates you want.

## HANDLING LEVEL 1

INCLUDES THE FOLLOWING SUSPENSION COMPONENTS:

- |             |   |
|-------------|---|
| GS502-15300 | Front Single Adjustable Pro Coil Shock System |
| (2) TS704   | Rear Single Adjustable Stocker Star Shocks    |
| 7888-112    | Thrust Bearing/Spanner Wrench Kit             |
| 52876       | Front and Rear Sway Bars                      |

- HANDLING KIT WITH SHOCKS.....#HK01-GMF4**



## HANDLING LEVEL 2

INCLUDES THE FOLLOWING SUSPENSION COMPONENTS:

- |              |   |
|--------------|---|
| GS502-15300  | Front Single Adjustable Pro Coil Shock System |
| RCK52328     | Rear Single Adjustable Pro Coil Shock System  |
| (2) 7888-109 | Thrust Bearing Kit                            |
| T115W        | Spanner Wrench                                |
| 52876        | Front and Rear Sway Bars                      |
| 5204         | Boxed Lower Trailing Arms                     |
| 5202         | Tubular Panhard Bar                           |
| 5280         | Non-Adjustable Torque Arm                     |

- HANDLING KIT WITH SHOCKS.....#HK02-GMF4**  
**HANDLING KIT WITHOUT SHOCKS.....#HK12-GMF4**



## HANDLING LEVEL 3

INCLUDES THE FOLLOWING SUSPENSION COMPONENTS:

- |              |   |
|--------------|---|
| GD502-15325  | Front Double Adjustable Pro Coil Shock System |
| RCK52333     | Rear Double Adjustable Pro Coil Shock System  |
| (2) 7888-109 | Thrust Bearing Kit                            |
| T115W        | Spanner Wrench                                |
| 52876        | Front and Rear Sway Bars                      |
| 5204         | Boxed Lower Trailing Arms                     |
| 5275         | Trailing Arm Relocation Brackets              |
| 5222         | Adjustable Tubular Panhard Bar                |
| 5282         | Adjustable Torque Arm                         |

- HANDLING KIT WITH SHOCKS.....#HK03-GMF4**  
**HANDLING KIT WITHOUT SHOCKS.....#HK13-GMF4**



GM Suspension

GM Suspension



# 1978-1988 GM G-BODY SPRING RATES BASED ON SMALL BLOCK & LS ENGINES

## DRAG RACING LEVEL 1

INCLUDES THE FOLLOWING SUSPENSION COMPONENTS:

- |           |   |
|-----------|---|
| (2) TR505 | Front "R" Series Adjustable Stocker Star Shocks |
| (2) TS801 | Rear Single Adjustable Stocker Star Shocks      |
| 52878     | Rear Sway Bar                                   |
| 5204      | Boxed Lower Trailing Arms                       |
| 5247      | Adjustable Upper Trailing Arms                  |
| 52465     | Upper Street Control Arms                       |
| 52464     | Lower Street Control Arms                       |
| 5214      | Anti-Hop Bars                                   |
| 5250      | Tie Rod Adjuster Sleeves                        |
| 5210      | Tubular Braces                                  |
| 7720-203  | Bolt-In Spring Adapter                          |

- DRAG RACING KIT WITH SHOCKS.....#DK01-GMG1  
 DRAG RACING KIT WITHOUT SHOCKS.....#DK11-GMG1




## DRAG RACING LEVEL 2

INCLUDES THE FOLLOWING SUSPENSION COMPONENTS:

- |              |   |
|--------------|---|
| GD401-10350C | Front Double Adjustable Pro Coil Shock System |
| RCK52355     | Rear Double Adjustable Pro Coil Shock System  |
| (2) 7888-109 | Thrust Bearing Kit                            |
| T115W        | Spanner Wrench                                |
| 52878        | Rear Sway Bar                                 |
| 5204         | Boxed Lower Trailing Arms                     |
| 5247         | Adjustable Upper Trailing Arms                |
| 52365        | Upper Race Control Arms                       |
| 52364        | Lower Race Control Arms                       |
| 5214         | Anti-Hop Bars                                 |
| 5250         | Tie Rod Adjuster Sleeves                      |
| 5285         | Adjustable Rear Frame Supports                |
| 1891-106     | Ball Joint Tool Kit                           |

- DRAG RACING KIT WITH SHOCKS.....#DK02-GMG1  
 DRAG RACING KIT WITHOUT SHOCKS.....#DK12-GMG1



**NOTE ON SPRING RATES FOR ALL KITS:**  
 Spring rates are carefully selected to maximize performance while maintaining a smooth, comfortable ride. They are geared towards average weight small block and LS powered vehicles with stock trim. Where applicable, our handling kits offer springs that are optimized for cornering performance while spring rates in our drag kits were chosen to maximize stored energy for weight transfer.

What if the vehicle has been heavily modified from its original weight or has another engine? No problem. These kits are also offered without shocks to give you the flexibility to order the shocks or struts with the spring rates you want.

## HANDLING LEVEL 1

INCLUDES THE FOLLOWING SUSPENSION COMPONENTS:

- |           |  |
|-----------|--|
| (2) TN505 | Front Non-Adjustable Stocker Star Shocks |
| (2) TN801 | Rear Non-Adjustable Stocker Star Shocks  |
| 52879     | Front and Rear Sway Bars                 |
| 5204      | Boxed Lower Trailing Arms                |
| 5250      | Tie Rod Adjuster Sleeves                 |
| 5210      | Tubular Braces                           |

- HANDLING KIT WITH SHOCKS.....#HK01-GMG1  
 HANDLING KIT WITHOUT SHOCKS.....#HK11-GMG1



## HANDLING LEVEL 2

INCLUDES THE FOLLOWING SUSPENSION COMPONENTS:

- |              |   |
|--------------|---|
| GS401-10450C | Front Single Adjustable Pro Coil Shock System |
| RCK52352     | Rear Single Adjustable Pro Coil Shock System  |
| (2) 7888-109 | Thrust Bearing Kit                            |
| T115W        | Spanner Wrench                                |
| 52879        | Front and Rear Sway Bars                      |
| 5204         | Boxed Lower Trailing Arms                     |
| 5267         | Tubular Upper Trailing Arms                   |
| 52465        | Upper Street Control Arms                     |
| 52464        | Lower Street Control Arms                     |
| 5250         | Tie Rod Adjuster Sleeves                      |
| 5210         | Tubular Brace                                 |

- HANDLING KIT WITH SHOCKS.....#HK02-GMG1  
 HANDLING KIT WITHOUT SHOCKS.....#HK12-GMG1




## HANDLING LEVEL 3

INCLUDES THE FOLLOWING SUSPENSION COMPONENTS:

- |              |   |
|--------------|---|
| GD401-10500C | Front Double Adjustable Pro Coil Shock System |
| RCK52357     | Rear Double Adjustable Pro Coil Shock System  |
| (2) 7888-109 | Thrust Bearing Kit                            |
| T115W        | Spanner Wrench                                |
| 52879        | Front and Rear Sway Bars                      |
| 5204         | Boxed Lower Trailing Arms                     |
| 5247         | Adjustable Upper Trailing Arms                |
| 52365        | Upper Race Control Arms                       |
| 52364        | Lower Race Control Arms                       |
| 5250         | Tie Rod Adjuster Sleeves                      |
| 5285         | Adjustable Frame Brace                        |
| 1891-106     | Ball Joint Tool Kit                           |

- HANDLING KIT WITH SHOCKS.....#HK03-GMG1  
 HANDLING KIT WITHOUT SHOCKS.....#HK13-GMG1





# 1968-1974 GM X-BODY SPRING RATES BASED ON SMALL BLOCK & LS ENGINES

## DRAG RACING LEVEL 1

INCLUDES THE FOLLOWING SUSPENSION COMPONENTS:

- (2) TR505 Front "R" Series Adjustable Stocker Star Shocks
- (2) TS801 Rear Single Adjustable Stocker Star Shocks
- 52417 Upper Street Control Arms
- 52419 Lower Street Control Arms
- 7720-168 Bolt-In Spring Adapter



**DRAG RACING KIT WITH SHOCKS.....#DK01-GMX2**  
**DRAG RACING KIT WITHOUT SHOCKS.....#DK11-GMX2**

## DRAG RACING LEVEL 2

INCLUDES THE FOLLOWING SUSPENSION COMPONENTS:

- GD401-11300A Front Double Adjustable Pro Coil Shock System
- (2) TD801 Rear Double Adjustable Stocker Star Shocks
- 7888-112 Thrust Bearing/Spanner Wrench Kit
- 52317 Upper Race Control Arms
- 52319 Lower Race Control Arms
- 1891-106 Ball Joint Tool Kit



**DRAG RACING KIT WITH SHOCKS.....#DK02-GMX2**  
**DRAG RACING KIT WITHOUT SHOCKS.....#DK12-GMX2**

### NOTE ON SPRING RATES FOR ALL KITS:

Spring rates are carefully selected to maximize performance while maintaining a smooth, comfortable ride. They are geared towards average weight small block and LS powered vehicles with stock trim. Where applicable, our handling kits offer springs that are optimized for cornering performance while spring rates in our drag kits were chosen to maximize stored energy for weight transfer.

What if the vehicle has been heavily modified from its original weight or has another engine? No problem. These kits are also offered without shocks to give you the flexibility to order the shocks or struts with the spring rates you want.

## HANDLING LEVEL 1

INCLUDES THE FOLLOWING SUSPENSION COMPONENTS:

- (2) TN505 Front Non-Adjustable Stocker Star Shocks
- (2) TN801 Rear Non-Adjustable Stocker Star Shocks
- 52816 Front Sway Bar



**HANDLING KIT WITH SHOCKS.....#HK01-GMX2**

## HANDLING LEVEL 2

INCLUDES THE FOLLOWING SUSPENSION COMPONENTS:

- GS401-10400A Front Single Adjustable Pro Coil Shock System
- (2) TS801 Rear Single Adjustable Stocker Star Shocks
- 7888-112 Thrust Bearing/Spanner Wrench Kit
- 52816 Front Sway Bar
- 52417 Upper Street Control Arms
- 52419 Lower Street Control Arms



**HANDLING KIT WITH SHOCKS.....#HK02-GMX2**  
**HANDLING KIT WITHOUT SHOCKS.....#HK12-GMX2**

## HANDLING LEVEL 3

INCLUDES THE FOLLOWING SUSPENSION COMPONENTS:

- GD401-10450A Front Double Adjustable Pro Coil Shock System
- (2) TD801 Rear Double Adjustable Stocker Star Shocks
- 7888-112 Thrust Bearing/Spanner Wrench Kit
- 52816 Front Sway Bar
- 52317 Upper Race Control Arms
- 52319 Lower Race Control Arms
- 1891-106 Ball Joint Tool Kit



**HANDLING KIT WITH SHOCKS.....#HK03-GMX2**  
**HANDLING KIT WITHOUT SHOCKS.....#HK13-GMX2**

GM Suspension

GM Suspension



# 1975-1979 GM X-BODY SPRING RATES BASED ON SMALL BLOCK & LS ENGINES

## DRAG RACING LEVEL 1

INCLUDES THE FOLLOWING SUSPENSION COMPONENTS:

- |           |  |
|-----------|--|
| (2) TR505 | Front "R" Series Stocker Star Shocks       |
| (2) TS801 | Rear Single Adjustable Stocker Star Shocks |
| 52418     | Upper Street Control Arms                  |
| 52420     | Lower Street Control Arms                  |
| 7720-203  | Stock Spring Seat Adapter                  |
| 5252      | Tie Rod Adjuster Sleeves                   |



- DRAG RACING KIT WITH SHOCKS.....#DK01-GMX3**  
**DRAG RACING KIT WITHOUT SHOCKS.....#DK11-GMX3**

## DRAG RACING LEVEL 2

INCLUDES THE FOLLOWING SUSPENSION COMPONENTS:

- |              |   |
|--------------|---|
| GD401-11300C | Front Double Adjustable Pro Coil Shock System |
| TD801        | Rear Double Adjustable Stocker Star Shocks    |
| 7888-109     | Thrust Bearing Kit                            |
| 52318        | Upper Race Control Arms                       |
| 52320        | Lower Race Control Arms                       |
| 5252         | Tie Rod Adjuster Sleeves                      |
| 1891-106     | Ball Joint Tool Kit                           |



- DRAG RACING KIT WITH SHOCKS.....#DK02-GMX3**  
**DRAG RACING KIT WITHOUT SHOCKS.....#DK12-GMX3**

**NOTE ON SPRING RATES FOR ALL KITS:**

Spring rates are carefully selected to maximize performance while maintaining a smooth, comfortable ride. They are geared towards average weight small block and LS powered vehicles with stock trim. Where applicable, our handling kits offer springs that are optimized for cornering performance while spring rates in our drag kits were chosen to maximize stored energy for weight transfer.

What if the vehicle has been heavily modified from its original weight or has another engine? No problem. These kits are also offered without shocks to give you the flexibility to order the shocks or struts with the spring rates you want.

## HANDLING LEVEL 1

INCLUDES THE FOLLOWING SUSPENSION COMPONENTS:

- |           |  |
|-----------|--|
| (2) TN505 | Front Non-Adjustable Stocker Star Shocks |
| (2) TN801 | Rear Non-Adjustable Stocker Star Shocks  |
| 52893     | Front Sway Bar                           |
| 5252      | Tie Rod Adjuster Sleeves                 |




- HANDLING KIT WITH SHOCKS.....#HK01-GMX3**

## HANDLING LEVEL 2

INCLUDES THE FOLLOWING SUSPENSION COMPONENTS:

- |              |   |
|--------------|---|
| GS401-10400C | Front Single Adjustable Pro Coil Shock System |
| (2) TS801    | Rear Single Adjustable Stocker Star Shocks    |
| 7888-109     | Thrust Bearing Kit                            |
| 52893        | Front Sway Bar                                |
| 52418        | Upper Street Control Arms                     |
| 52420        | Lower Street Control Arms                     |
| 5252         | Tie Rod Adjuster Sleeves                      |



- HANDLING KIT WITH SHOCKS.....#HK02-GMX3**  
**HANDLING KIT WITHOUT SHOCKS.....#HK12-GMX3**

## HANDLING LEVEL 3

INCLUDES THE FOLLOWING SUSPENSION COMPONENTS:

- |              |   |
|--------------|---|
| GD401-10450C | Front Double Adjustable Pro Coil Shock System |
| TD801        | Rear Double Adjustable Stocker Star Shocks    |
| 7888-109     | Thrust Bearing Kit                            |
| 52893        | Front Sway Bar                                |
| 52318        | Upper Race Control Arms                       |
| 52320        | Lower Race Control Arms                       |
| 5252         | Tie Rod Adjuster Sleeves                      |
| 1891-106     | Ball Joint Tool Kit                           |



- HANDLING KIT WITH SHOCKS.....#HK03-GMX3**  
**HANDLING KIT WITHOUT SHOCKS.....#HK13-GMX3**



# 1969-1972 GRAND PRIX & 1970-1972 MONTE CARLO

SPRING RATES BASED ON SMALL BLOCK & LS ENGINES

## DRAG RACING LEVEL 1

INCLUDES THE FOLLOWING SUSPENSION COMPONENTS:

- |           |  |
|-----------|--|
| (2) TR505 | Front "R" Series Stocker Star Shocks       |
| (2) TS801 | Rear Single Adjustable Stocker Star Shocks |
| 52871     | Rear Sway Bar                              |
| 5205      | Boxed Lower Trailing Arms                  |
| 5248      | Adjustable Upper Trailing Arms             |
| 5211      | Trailing Arm Brace                         |
| 5213      | Anti-Hop Bars                              |




- DRAG RACING KIT WITH SHOCKS.....#DK01-GMG2  
 DRAG RACING KIT WITHOUT SHOCKS.....#DK11-GMG2

## DRAG RACING LEVEL 2

INCLUDES THE FOLLOWING SUSPENSION COMPONENTS:

- |              |   |
|--------------|---|
| GD401-10350B | Front Double Adjustable Pro Coil Shock System |
| RCK52336     | Rear Double Adjustable Pro Coil Shock System  |
| (2) 7888-109 | Thrust Bearing Kit                            |
| 52871        | Rear Sway Bar                                 |
| 5205         | Boxed Lower Trailing Arms                     |
| 5248         | Adjustable Upper Trailing Arm                 |
| 52322        | Upper Race Control Arms                       |
| 52337        | Lower Race Control Arms                       |
| 5284         | Adjustable Frame Brace                        |
| 5213         | Anti-Hop Bars                                 |
| 1891-106     | Ball Joint Tool Kit                           |



- DRAG RACING KIT WITH SHOCKS.....#DK02-GMG2  
 DRAG RACING KIT WITHOUT SHOCKS.....#DK12-GMG2

### NOTE ON SPRING RATES FOR ALL KITS:


Spring rates are carefully selected to maximize performance while maintaining a smooth, comfortable ride. They are geared towards average weight small block and LS powered vehicles with stock trim. Where applicable, our handling kits offer springs that are optimized for cornering performance while spring rates in our drag kits were chosen to maximize stored energy for weight transfer.

What if the vehicle has been heavily modified from its original weight or has another engine? No problem. These kits are also offered without shocks to give you the flexibility to order the shocks or struts with the spring rates you want.

## HANDLING LEVEL 1

INCLUDES THE FOLLOWING SUSPENSION COMPONENTS:

- |           |  |
|-----------|--|
| (2) TN505 | Front Non-Adjustable Stocker Star Shocks |
| (2) TN801 | Rear Non-Adjustable Stocker Star Shocks  |
| 52873     | Front and Rear Sway Bars                 |
| 5205      | Boxed Lower Trailing Arms                |




- HANDLING KIT WITH SHOCKS.....#HK01-GMG2  
 HANDLING KIT WITHOUT SHOCKS.....#HK11-GMG2

## HANDLING LEVEL 2

INCLUDES THE FOLLOWING SUSPENSION COMPONENTS:

- |              |   |
|--------------|---|
| GS401-10500B | Front Single Adjustable Pro Coil Shock System |
| RCK52341     | Rear Single Adjustable Pro Coil Shock System  |
| (2) 7888-109 | Thrust Bearing Kit                            |
| 52873        | Front and Rear Sway Bars                      |
| 5205         | Boxed Lower Trailing Arms                     |
| 5268         | Tubular Upper Trailing Arms                   |
| 52422        | Upper Street Control Arms                     |
| 52437        | Lower Street Control Arms                     |
| 5211         | Tubular Braces                                |




- HANDLING KIT WITH SHOCKS.....#HK02-GMG2  
 HANDLING KIT WITHOUT SHOCKS.....#HK12-GMG2

## HANDLING LEVEL 3

INCLUDES THE FOLLOWING SUSPENSION COMPONENTS:

- |              |   |
|--------------|---|
| GD401-10550B | Front Double Adjustable Pro Coil Shock System |
| RCK52358     | Rear Double Adjustable Pro Coil Shock System  |
| (2) 7888-109 | Thrust Bearing Kit                            |
| 52873        | Front and Rear Sway Bars                      |
| 5205         | Boxed Lower Trailing Arms                     |
| 5248         | Adjustable Upper Trailing Arms                |
| 52322        | Upper Race Control Arms                       |
| 52337        | Lower Race Control Arms                       |
| 5284         | Adjustable Frame Brace                        |
| 1891-106     | Ball Joint Tool Kit                           |



- HANDLING KIT WITH SHOCKS.....#HK03-GMG2  
 HANDLING KIT WITHOUT SHOCKS.....#HK13-GMG2





# FORD SUSPENSION

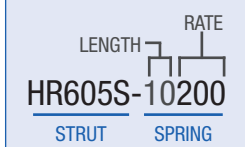


# FORD SUSPENSION | What Do You Have for My Vehicle?

Model	Year	Full-Vehicle Kits, pg.	Valving	FRONT SHOCKS & STRUTS				REAR SHOCKS				CONTROL ARMS	REAR TRAILING ARMS			K-MEMBER			SWAY BARS			Tubular Panhard Bars Adjustable	Bump Steer Kit	Tie Rod Sleeves
				Non-Coil-Over Shocks & Struts	Coil-Over Strut Systems	Non-Coil-Over Shocks	Coil-Over System (Soft)	Coil-Over System (Medium)	Coil-Over System (Firm)	Upper	Lower		Relocation Brackets	K-Member	Engine Mounts	Brace for OEM K-member	Front	Rear	Kit					
Mustang	64-70	-	Double Single Drag "R" Series Non-Adj.	-	-	TD601 TS601 - TN601	-	-	-	-	-	-	-	-	-	-	-	-	-	-	-	-	-	5252 (67-70 with V8 only)
Mustang	71-73	-	Double Single Drag "R" Series Non-Adj.	-	-	TD601 TS601 - TN601	-	-	-	-	-	-	-	-	-	-	-	-	-	-	-	-	-	5252 (V8 only)
Mustang	79-93	96, 98	MOD Valving Double Single Drag "R" Series Non-Adj.	HD601S HS601S HR601S	HD601S-14175 HS601S-14175 HR601S-14175	TD706 TS706 - TN706	RCK52431 RCK52343 RCK52347	RCK52432 RCK52344 RCK52348	RCK52433 RCK52345 RCK52349	Street: MU1ESA Race: MU1RCA	Adjustable: 5255 Box Style: 5221	MUK01	5.0: 52113 4.6: 52114 LS: 52115	52106 <sup>(b)</sup>	52891	52885 <sup>(c)</sup>	52892 <sup>(c)</sup>	-	-	-	-	BAX102	-	
Mustang w/ SN95 Spindles	79-93	-	MOD Valving Double Single Drag "R" Series Non-Adj.	HD603S HS603S HR603S	HD603S-14175 HS603S-14175 HR603S-14175	TD706 TS706 - TN706	RCK52431 RCK52343 RCK52347	RCK52432 RCK52344 RCK52348	RCK52433 RCK52345 RCK52349	Street: MU3ESA Race: MU3RCA	Adjustable: 5255 Box Style: 5221	MUK01	5.0: 52113 4.6: 52114 LS: 52115	52106 <sup>(b)</sup>	52891	52885 <sup>(c)</sup>	52892 <sup>(c)</sup>	-	-	-	-	BAX102	-	
Mustang 5.0	94-95	100	MOD Valving Double Single Drag "R" Series Non-Adj.	HD603S HS603S HR603S	HD603S-14175 HS603S-14175 HR603S-14175	TD706 TS706 - TN706	RCK52431 RCK52343 RCK52347	RCK52432 RCK52344 RCK52348	RCK52433 RCK52345 RCK52349	Street: MU2ESA Race: MU2RCA	Adjustable: 5255 Box Style: 5221	MUK02	5.0: 52113 4.6: 52114 LS: 52115	-	52884	52885 <sup>(c)</sup>	52886 <sup>(c)</sup>	-	-	-	-	BAX104 Manual steering: BAX104M	-	
Mustang 4.6	96-04	102	MOD Valving Double Single Drag "R" Series Non-Adj.	HD603S HS603S HR603S	HD603S-14175 HS603S-14175 HR603S-14175	TD706 TS706 - TN706	RCK52431 RCK52343 RCK52347	RCK52432 RCK52344 RCK52348	RCK52433 RCK52345 RCK52349	Street: MU2ESA Race: MU2RCA	Adjustable: 5255 Box Style: 5221	MUK02	5.0: 52113 4.6: 52114 LS: 52115	-	52884	52885 <sup>(c)</sup>	52886 <sup>(c)</sup>	-	-	-	-	BAX104 Manual steering: BAX104M	-	
Mustang Cobra	94-98	-	MOD Valving Double Single Drag "R" Series Non-Adj.	HD603S HS603S HR603S	HD603S-14175 HS603S-14175 HR603S-14175	TD706 TS706 - TN706	RCK52431 RCK52343 RCK52347	RCK52432 RCK52344 RCK52348	RCK52433 RCK52345 RCK52349	Street: MU2ESA Race: MU2RCA	Adjustable: 5255 Box Style: 5221	MUK02	5.0: 52113 4.6: 52114 LS: 52115	52105 <sup>(b)</sup>	52884	52885 <sup>(c)</sup>	52886 <sup>(c)</sup>	-	-	-	-	BAX104 Manual steering: BAX104M	-	
Mustang Cobra (IRS)	99-04	-	Double Single Drag "R" Series Non-Adj.	HD603S HS603S HR603S	HD603S-14175 HS603S-14175 HR603S-14175	TD707 TS707 - TN707	-	-	-	Street: MU2ESA Race: MU2RCA	-	MUK02	5.0: 52113 4.6: 52114 LS: 52115	-	52884	-	-	-	-	-	-	BAX104 Manual steering: BAX104M	-	
Mustang w/o Sway Bar Bracket	05-14	-	Double Single Drag "R" Series Non-Adj.	-	HD604S-14175 <sup>(a)</sup> - HR604S-14175 <sup>(a)</sup>	TD708 TS708 - TN708	-	-	-	-	-	-	-	-	-	-	-	-	-	-	-	-	-	
Mustang w/ Sway Bar Bracket	05-14	-	Double Single Drag "R" Series Non-Adj.	-	HD605S-10200 <sup>(a)</sup> HS605S-10200 <sup>(a)</sup> HR605S-10200 <sup>(a)</sup>	TD708 TS708 - TN708	-	-	-	-	-	-	-	-	-	-	-	-	-	-	-	-	-	
Mustang 4.6	05-08	104	Double Single Drag "R" Series Non-Adj.	-	HD605S-10200 <sup>(a)</sup> HS605S-10200 <sup>(a)</sup> HR605S-10200 <sup>(a)</sup>	TD708 TS708 - TN708	-	-	-	-	Adjustable: 5253 Tubular: 5266	-	Tubular: 5276	52103	52887	52888	52889	5220	-	-	-	BAX105	-	
Mustang 4.6	09-10	104	Double Single Drag "R" Series Non-Adj.	-	HD605S-10200 <sup>(a)</sup> HS605S-10200 <sup>(a)</sup> HR605S-10200 <sup>(a)</sup>	TD708 TS708 - TN708	-	-	-	-	Adjustable: 5253 Tubular: 5266	-	Tubular: 5276	52103	52887	52888	52889	5220	-	-	-	BAX105	-	
Mustang 5.0	11-14	106	Double Single Drag "R" Series Non-Adj.	-	HD605S-10200 <sup>(a)</sup> HS605S-10200 <sup>(a)</sup> HR605S-10200 <sup>(a)</sup>	TD708 TS708 - TN708	-	-	-	-	-	-	Tubular: 5276	52103	52887	52888	52889	5220	-	-	-	-	-	

Ford Suspension

Ford Suspension



**OTHER SPRING LENGTHS AND RATES ARE AVAILABLE**  
The coil-over systems listed here are our most common recommendations. However, depending on your application or other vehicle modifications, you may need a softer or stiffer spring.

This chart can help get you started. Our full spring rate charts are on page 124 to help you determine your ideal spring rate and length.

FRONT WEIGHT	1450-1600	1601-1750	1751-1900	1901-2100	2101-2300
79-14 Mustangs	150	175	200	225	250

(a) 2005 to Present Mustangs require QA1 Caster Camber Plate part #CC105MU.  
(b) Brace will work only with stock K-members.  
(c) The rear sway bar for 79-04 Mustangs requires QA1 rear trailing arms (part #5221).

**DON'T SEE YOUR VEHICLE?**  
See page 122 for all dimensions and mounting options for our Stocker Star (non-coil-over) and Pro Coil System shocks.



Specific Makes & Models - Shocks Only

Make/Model	Year	Valving	NON-COIL-OVER SHOCKS	
			Front	Rear
Comet	60-70	Double Single Drag "R" Series Non-Adj.	-	TD601
			TS503	TS601
			TR503	TN601
Comet	71-77	Double Single Drag "R" Series Non-Adj.	-	TD601
			TS401	TS601
			TR401	TN601
Cougar	67-70	Double Single Drag "R" Series Non-Adj.	-	TD601
			TS401	TS601
			TR401	TN601
Cougar	71-73	Double Single Drag "R" Series Non-Adj.	-	TD601
			TS402	TS601
			TR402	TN601
Cyclone	68-71	Double Single Drag "R" Series Non-Adj.	-	TD601
			TS503	TS601
			TR503	TN601
F-150 Pickup 2wd (incl. Lightning)	80-96	Double Single Drag "R" Series Non-Adj.	TD516	TD807
			TS516	TS807
			TR516	-
F-150 Pickup 2wd (incl. Lightning)	97-04	Double Single Drag "R" Series Non-Adj.	TD517	TD906
			TS517	TS906
			TR517	-
Fairlane Falcon	66-70 60-70	Double Single Drag "R" Series Non-Adj.	-	TD601
			TS503	TS601
			TR503	TN601
Maverick	69-77	Single Drag "R" Series Non-Adj.	TS401	-
			TR401	TN401
Torino	68-71	Double Single Drag "R" Series Non-Adj.	-	TD601
			TS503	TS601
			TR503	TN601
Torino	72-76	Double Single Drag "R" Series Non-Adj.	TD507	TD703
			TS507	TS703
			TR507	-
			TN507	TN703

CASTER CAMBER PLATES

With an innovative asymmetric bearing design, the ball is supported as forces are introduced during operation of the vehicle. This creates improved load distribution that significantly reduces wear and increases durability, eliminating "sloppy bearings" that result in road noise and poor handling.

Made in the USA.

Vehicle	Part
79-89 Mustang 5.0	CC100MU
90-93 Mustang 5.0	CC102MU
94-04 Mustang 5.0/4.6	CC104MU
05-14 Mustang	CC105MU

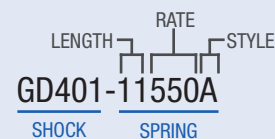


DON'T SEE YOUR VEHICLE?

See page 122 for all dimensions and mounting options for our Stocker Star (non-coil-over) and Pro Coil System shocks. It is likely that we have something for you!

OTHER SPRING LENGTHS AND RATES ARE AVAILABLE

The shock systems listed here are our most common recommendations for small blocks and big blocks. See our spring rate charts on page 124 to determine ideal spring rate and length.



Make/Model	Year	Valving	FRONT SHOCKS		REAR SHOCKS	
			Non-Coil-Over	Coil-Over Systems for Avg Small Blocks	Coil-Over Systems for Avg Big Blocks	Non-Coil-Over
Galaxie / Full Size	60-64	MOD Valving	-	MG401-10450C <sup>(a)</sup>	MG401-10550C <sup>(a)</sup>	TD518
		Double	TD505	GD401-10450C	GD401-10550C	TS518
		Single	TS505	GS401-10450C	GS401-10550C	-
		Drag "R" Series	TR505	GR401-10450C	GR401-10550C	TN518
		Non-Adj.	TN505	-	-	-

(a) Tubular control arms with eyelet-style shock mounting required.

CONTROL ARMS

Get modern handling for classic muscle cars. Offering substantial weight savings of 15 lbs. per set, these tubular lower control arms reduce unsprung weight while improving weight distribution. QA1 caster camber plates are recommended to ensure ideal alignment after lowering your vehicle.

STREET CONTROL ARMS

QA1's street control arms are engineered for performance. Great on vehicles used primarily for cruising and street use; they use a factory replacement ball joint and polyurethane bushings.

RACE CONTROL ARMS

QA1's race control arms are designed for drag racing, pro-touring, and autocross applications. They're equipped with QA1's exclusive X Series chromoly rod ends and QA1 Ultimate Low Friction Ball Joints, giving you a wide range of wheel alignment settings and reducing friction in the front suspension. Sway bar mounts are included.

For use with QA1 Pro Coil Struts. Sold in pairs. Made in the USA.

Vehicle	Street	Race
79-93 Mustang 5.0	MU1ESA	MU1RCA
79-93 Mustang with SN95 Suspension	MU3ESA	MU3RCA
94-04 Mustang 5.0/4.6	MU2ESA	MU2RCA

Ball joint tool kit for race control arms is #1891-106.



K-MEMBERS

QA1's redesigned bolt-on Mustang K-members enhance performance and now add even more weight savings. Increased header clearance and improved Ackerman, anti-dive, and roll center on lowered vehicles all contribute to this lightweight design without changing the wheelbase. Made of high-quality HSLA steel, these K-members are over 50% lighter than factory, weighing just 23 lbs. with engine mounts. Made in the USA.

INTERCHANGEABLE ENGINE MOUNTS - SOLD SEPARATELY

Whether buying a new K-member or swapping your engine, all you need are the new engine mounts. For QA1 Mustang K-members only. Made in the USA.

TRANSMISSION CROSSMEMBERS

When swapping a GM engine into a Mustang, these GM transmission crossmembers are recommended to bolt in the transmission. Made in the USA.

Vehicle	Engine / Trans	Engine Mounts	Transmission Crossmember
79-95 Mustang	5.0	52113	-
96-04 Mustang	4.6	52114	-
79-93 Mustang	LS1 - Powerglide, 700R4, TH350, TH200, 97 or later 4L60E	52115	52108
	LS1 - T56, TH400, 2004R	52115	52109
94-98 Mustang	LS1 - Powerglide, 700R4, 93-96 4L60E, TH350, TH200	52115	52110
	LS1 - 97 or later 4L60E, T56	52115	52111
	LS1 - TH400, 2004R	52115	52112



BRACE FOR OEM K-MEMBER

Don't want to replace the K-member, but want a little more stability? These braces reinforce the OEM K-member and stabilize the front suspension during hard cornering, allowing for improved control and handling. They are currently the only braces on the market to feature an adjustable sleeve for fine tuning the preload. Made in the USA.

Vehicle	Brace for OEM K-Member
79-93 Mustang	52106
94-04 Mustang	52105





## SWAY BARS

Give your chassis the stability it needs to keep your tires planted on the road. These sway bars are an easy bolt-on upgrade to help reduce body roll and improve cornering ability.

Front sway bars are manufactured from lightweight hollow (4130) chromoly steel, and rear sway bars are manufactured from heavy duty solid (1045) cold formed steel. QA1 sway bars include new mounting components to replace old and worn-out sway bar bushings and end links.

Made in the USA.



Vehicle	Front / Rear	Tubing Size	Notes	Part	Kit (Front & Rear)
79-93 Mustang	Front	Hollow 3/16" wall, 1 1/4" diameter		52891	52892
	Rear	Solid 1" diameter	Requires QA1 Rear Trailing Arms (Part #5221)	52885	
94-04 Mustang	Front	Hollow 3/16" wall, 1 1/4" diameter		52884	52886
	Rear	Solid 1" diameter	Not for Cobra IRS. Requires QA1 Rear Trailing Arms (Part #5221).	52885	
05-14 Mustang	Front	Hollow 3/16" wall, 1 3/8" diameter		52887	52889
	Rear	Solid 7/8" diameter		52888	

## REAR TRAILING ARMS

For a more predictable, better handling car, QA1 rear trailing arms solve flexing issues common to stock arms. These arms eliminate bushing bind, allowing the suspension to move smoother for better control.

All upper tubular and lower boxed arms use greasable polyurethane bushings on both ends, while upper adjustable and lower tubular trailing arms use a spherical ball or rod end assembly on the chassis end.

**BOXED ARMS** are constructed from .120" wall cold rolled steel tubing for maximum strength and flex elimination. These trailing arms have fluted, greasable polyurethane bushings, which are superior to the stock rubber bushings.

**TUBULAR ARMS** are constructed of 1-1/4" diameter .120" wall steel tubing, which offers increased strength over other designs and also has the added advantage of being lighter. These also use greasable bushings.

**ADJUSTABLE ARMS** allow easy rear pinion angle adjustments for optimum handling and traction. They can be adjusted without removing the arms from the vehicle; simply loosen the jam nuts and adjust the pinion angle. Spherical ball assembly with UHMW bushings allows rear suspension to move more freely. Includes polyurethane differential bushings to replace soft OE differential bushings.

Made in the USA.

Vehicle	Front / Rear	Style	Part
79-86 Capri	Upper	Adjustable	5255
	Lower	Boxed	5221
79-04 Mustang	Upper	Adjustable	5255
	Lower	Boxed	5221
05-10 Mustang	Upper	Adjustable	5253
	Upper	Tubular	5266
11-14 Mustang	Lower	Tubular	5276

## TRAILING ARM RELOCATION BRACKETS

A must for lowered vehicles, these brackets improve forward bite and reduce rear squat during hard acceleration by adjusting the trailing arm angle. Two non-stock mounting locations are available in addition to the stock location. Grade 8 hardware is included.

Made in the USA.

Vehicle	Part	Notes
05-14 Mustang	52103	Welding required for installation



## COMING SOON: F-100 SUSPENSION



## PANHARD BARS

Panhard bars resist unwanted flex and twisting, keeping the axle properly located under the chassis for improved cornering. Adjustability allows you to center the axle on lowered Mustangs. A complement to QA1 lower trailing arms, the panhard bars include QA1's greasable polyurethane bushings.

Made in the USA.

Vehicle	Style	Part
05-14 Mustang	Adjustable	5220



## TIE ROD SLEEVES

Stronger and easier to adjust than stock OE split sleeves, these heavy duty tie rod sleeves are manufactured from solid steel hex stock. Sold in pairs.

Made in the USA.



## BUMP STEER KITS

When you lower your Mustang, you need to correct the steering geometry. Changing suspension components sometimes leads to bump steer or unwanted toe change during suspension travel. Correct this problem with QA1's easy-to-install bump steer kit.

Made in the USA.

- Kit contains:
- (2) QA1 X Series rod ends with jam nuts
  - (2) Anodized aluminum adjusting sleeves with jam nuts
  - (2) Specially designed spindle studs (no drilling required) with washer and lock nut
  - Assortment of bump steer spacers

Vehicle	MOOG Replacement	Dimensions	Part
65-73 V8 Mustang	ES2004S	11/16" x 3 1/2"	5252



Vehicle	Steering	Part
79-93 Mustang 5.0, including Cobra	Factory	BAX102
94-04 Mustang 5.0 and 4.6, including Cobra	Factory	BAX104
	Converted to manual	BAX104M
05-14 Mustang	Factory	BAX105

Ford Suspension

Ford Suspension



# 1979-1989 FORD MUSTANG SPRING RATES BASED ON SMALL BLOCK ENGINES

## DRAG RACING LEVEL 1

INCLUDES THE FOLLOWING SUSPENSION COMPONENTS:

- (2) HR601S Front "R" Series Struts
- (2) TS706 Rear Single Adjustable Stocker Star Shocks
- 52885 Rear Sway Bar
- 5221 Boxed Lower Trailing Arms
- 5255 Adjustable Upper Trailing Arms



- DRAG RACING KIT WITH SHOCKS.....#DK21-FMM2
- DRAG RACING KIT WITHOUT SHOCKS.....#DK31-FMM2

## DRAG RACING LEVEL 2

INCLUDES THE FOLLOWING SUSPENSION COMPONENTS:

- HD601S-14150 Front Double Adjustable Pro Coil Strut System
- RCK52343 Rear Double Adjustable Pro Coil Shock System
- CC100MU Caster Camber Plates
- (2) 7888-109 Thrust Bearing Kit
- T115W Spanner Wrench
- MUK01 Tubular K-Member
- 52113 5.0 Engine Mount
- 52885 Rear Sway Bar
- 5221 Boxed Lower Trailing Arms
- 5255 Adjustable Upper Trailing Arms
- MU1RCA Lower Race Control Arms
- BAX102 Bump Steer Kit



- DRAG RACING KIT WITH SHOCKS.....#DK22-FMM1
- DRAG RACING KIT WITHOUT SHOCKS.....#DK32-FMM1

### NOTE ON SPRING RATES FOR ALL KITS:


Spring rates are carefully selected to maximize performance while maintaining a smooth, comfortable ride. They are geared towards average weight small block powered vehicles with stock trim. Where applicable, our handling kits offer springs that are optimized for cornering performance while spring rates in our drag kits were chosen to maximize stored energy for weight transfer.

What if the vehicle has been heavily modified from its original weight or has another engine? No problem. These kits are also offered without shocks to give you the flexibility to order the shocks or struts with the spring rates you want.

## HANDLING LEVEL 1

INCLUDES THE FOLLOWING SUSPENSION COMPONENTS:

- (2) HS601S Front Single Adjustable Struts
- 52892 Rear Non-Adjustable Stocker Star Shocks
- 5221 Front and Rear Sway Bars
- 52106 Boxed Lower Trailing Arms
- OEM K-Member Brace




- HANDLING KIT WITH SHOCKS.....#HK21-FMM2
- HANDLING KIT WITHOUT SHOCKS.....#HK31-FMM2

## HANDLING LEVEL 2

INCLUDES THE FOLLOWING SUSPENSION COMPONENTS:

- HS601S-14175 Front Single Adjustable Pro Coil Strut System
- RCK52348 Rear Single Adjustable Pro Coil Shock System
- CC100MU Caster Camber Plates
- (2) 7888-109 Thrust Bearing Kit
- T114W Spanner Wrench
- 52892 Front and Rear Sway Bars
- 5221 Boxed Lower Trailing Arms
- 5255 Adjustable Upper Trailing Arms
- MUK01 Tubular K-Member
- 52113 5.0 Engine Mount
- MU1ESA Lower Street Control Arms




- HANDLING KIT WITH SHOCKS.....#HK22-FMM1
- HANDLING KIT WITHOUT SHOCKS.....#HK32-FMM1

## HANDLING LEVEL 3

INCLUDES THE FOLLOWING SUSPENSION COMPONENTS:

- HD601S-14200 Front Double Adjustable Pro Coil Strut System
- RCK52345 Rear Double Adjustable Pro Coil Shock System
- CC100MU Caster Camber Plates
- (2) 7888-109 Thrust Bearing Kit
- T115W Spanner Wrench
- 52892 Front and Rear Sway Bars
- 5221 Boxed Lower Trailing Arms
- 5255 Adjustable Upper Trailing Arms
- MUK01 Tubular K-Member
- 52113 5.0 Engine Mount
- MU1RCA Lower Race Control Arms



- HANDLING KIT WITH SHOCKS.....#HK23-FMM1
- HANDLING KIT WITHOUT SHOCKS.....#HK33-FMM1

Ford Suspension

Ford Suspension



# 1990-1993 FORD MUSTANG SPRING RATES BASED ON SMALL BLOCK ENGINES

## DRAG RACING LEVEL 1

INCLUDES THE FOLLOWING SUSPENSION COMPONENTS:

- (2) HR601S Front "R" Series Struts
- (2) TS706 Rear Single Adjustable Stocker Star Shocks
- 52885 Rear Sway Bar
- 5221 Boxed Lower Trailing Arms
- 5255 Adjustable Upper Trailing Arms




- DRAG RACING KIT WITH SHOCKS.....#DK21-FMM2
- DRAG RACING KIT WITHOUT SHOCKS.....#DK31-FMM2

## DRAG RACING LEVEL 2

INCLUDES THE FOLLOWING SUSPENSION COMPONENTS:

- HD601S-14150 Front Double Adjustable Pro Coil Strut System
- RCK52343 Rear Double Adjustable Pro Coil Shock System
- CC102MU Caster Camber Plates
- (2) 7888-109 Thrust Bearing Kit
- T115W Spanner Wrench
- MUK01 Tubular K-Member
- 52113 5.0 Engine Mount
- 52885 Rear Sway Bar
- 5221 Boxed Lower Trailing Arms
- 5255 Adjustable Upper Trailing Arms
- MU1RCA Lower Race Control Arms
- BAX102 Bump Steer Kit



- DRAG RACING KIT WITH SHOCKS.....#DK22-FMM2
- DRAG RACING KIT WITHOUT SHOCKS.....#DK32-FMM2

### NOTE ON SPRING RATES FOR ALL KITS:

Spring rates are carefully selected to maximize performance while maintaining a smooth, comfortable ride. They are geared towards average weight small block powered vehicles with stock trim. Where applicable, our handling kits offer springs that are optimized for cornering performance while spring rates in our drag kits were chosen to maximize stored energy for weight transfer.

What if the vehicle has been heavily modified from its original weight or has another engine? No problem. These kits are also offered without shocks to give you the flexibility to order the shocks or struts with the spring rates you want.

## HANDLING LEVEL 1

INCLUDES THE FOLLOWING SUSPENSION COMPONENTS:

- (2) HS601S Front Single Adjustable Struts
- (2) TN706 Rear Non-Adjustable Stocker Star Shocks
- 52892 Front and Rear Sway Bars
- 5221 Boxed Lower Trailing Arms
- 52106 OEM K-Member Brace




- HANDLING KIT WITH SHOCKS.....#HK21-FMM2
- HANDLING KIT WITHOUT SHOCKS.....#HK31-FMM2

## HANDLING LEVEL 2

INCLUDES THE FOLLOWING SUSPENSION COMPONENTS:

- HS601S-14175 Front Single Adjustable Pro Coil Strut System
- RCK52348 Rear Single Adjustable Pro Coil Shock System
- CC102MU Caster Camber Plates
- (2) 7888-109 Thrust Bearing Kit
- T114W Spanner Wrench
- 52892 Front and Rear Sway Bars
- 5221 Boxed Lower Trailing Arms
- 5255 Adjustable Upper Trailing Arms
- MUK01 Tubular K-Member
- 52113 5.0 Engine Mount
- MU1ESA Lower Street Control Arms




- HANDLING KIT WITH SHOCKS.....#HK22-FMM2
- HANDLING KIT WITHOUT SHOCKS.....#HK32-FMM2

## HANDLING LEVEL 3

INCLUDES THE FOLLOWING SUSPENSION COMPONENTS:

- HD601S-14200 Front Double Adjustable Pro Coil Strut System
- RCK52345 Rear Double Adjustable Pro Coil Shock System
- CC102MU Caster Camber Plates
- (2) 7888-109 Thrust Bearing Kit
- T115W Spanner Wrench
- 52892 Front and Rear Sway Bars
- 5221 Boxed Lower Trailing Arms
- 5255 Adjustable Upper Trailing Arms
- MUK01 Tubular K-Member
- 52113 5.0 Engine Mount
- MU1RCA Lower Race Control Arms



- HANDLING KIT WITH SHOCKS.....#HK23-FMM2
- HANDLING KIT WITHOUT SHOCKS.....#HK33-FMM2

Ford Suspension

Ford Suspension



# 1994-1995 FORD MUSTANG SPRING RATES BASED ON SMALL BLOCK ENGINES

## DRAG RACING LEVEL 1

INCLUDES THE FOLLOWING SUSPENSION COMPONENTS:

- (2) HR603S Front "R" Series Struts
- (2) TS706 Rear Single Adjustable Stocker Star Shocks
- 52886 Rear Sway Bar
- 5221 Boxed Lower Trailing Arms
- 5255 Adjustable Upper Trailing Arms




- DRAG RACING KIT WITH SHOCKS.....#DK21-FMM3
- DRAG RACING KIT WITHOUT SHOCKS.....#DK31-FMM3

## DRAG RACING LEVEL 2

INCLUDES THE FOLLOWING SUSPENSION COMPONENTS:

- HD603S-14150 Front Double Adjustable Pro Coil Strut System
- RCK52343 Rear Double Adjustable Pro Coil Shock System
- CC104MU Caster Camber Plates
- (2) 7888-109 Thrust Bearing Kit
- T115W Spanner Wrench
- MUK02 Tubular K-Member
- 52113 5.0 Engine Mount
- MU2RCA Lower Race Control Arms
- 52886 Rear Sway Bar
- 5221 Boxed Lower Trailing Arms
- 5255 Adjustable Upper Trailing Arms



- DRAG RACING KIT WITH SHOCKS.....#DK22-FMM3
- DRAG RACING KIT WITHOUT SHOCKS.....#DK32-FMM3

### NOTE ON SPRING RATES FOR ALL KITS:

Spring rates are carefully selected to maximize performance while maintaining a smooth, comfortable ride. They are geared towards average weight small block powered vehicles with stock trim. Where applicable, our handling kits offer springs that are optimized for cornering performance while spring rates in our drag kits were chosen to maximize stored energy for weight transfer.

What if the vehicle has been heavily modified from its original weight or has another engine? No problem. These kits are also offered without shocks to give you the flexibility to order the shocks or struts with the spring rates you want.

## HANDLING LEVEL 1

INCLUDES THE FOLLOWING SUSPENSION COMPONENTS:

- (2) HS603S Front Single Adjustable Struts
- (2) TN706 Rear Non-Adjustable Stocker Star Shocks
- 52886 Front and Rear Sway Bars
- 5221 Boxed Lower Trailing Arms
- 52105 OEM K-Member Brace




- HANDLING KIT WITH SHOCKS.....#HK21-FMM3
- HANDLING KIT WITHOUT SHOCKS.....#HK31-FMM3

## HANDLING LEVEL 2

INCLUDES THE FOLLOWING SUSPENSION COMPONENTS:

- HS603S-14175 Front Single Adjustable Pro Coil Strut System
- RCK52348 Rear Single Adjustable Pro Coil Shock System
- CC104MU Caster Camber Plates
- (2) 7888-109 Thrust Bearing Kit
- T114W Spanner Wrench
- 52886 Front and Rear Sway Bars
- 5221 Boxed Lower Trailing Arms
- 5255 Adjustable Upper Trailing Arms
- MUK02 Tubular K-Member
- 52113 5.0 Engine Mount
- MU2ESA Lower Street Control Arms



- HANDLING KIT WITH SHOCKS.....#HK22-FMM3
- HANDLING KIT WITHOUT SHOCKS.....#HK32-FMM3

## HANDLING LEVEL 3

INCLUDES THE FOLLOWING SUSPENSION COMPONENTS:

- HD603S-14200 Front Double Adjustable Pro Coil Strut System
- RCK52345 Rear Double Adjustable Pro Coil Shock System
- CC104MU Caster Camber Plates
- (2) 7888-109 Thrust Bearing Kit
- T115W Spanner Wrench
- 52886 Front and Rear Sway Bars
- 5221 Boxed Lower Trailing Arms
- 5255 Adjustable Upper Trailing Arms
- MUK02 Tubular K-Member
- 52113 5.0 Engine Mount
- MU2RCA Lower Race Control Arms



- HANDLING KIT WITH SHOCKS.....#HK23-FMM3
- HANDLING KIT WITHOUT SHOCKS.....#HK33-FMM3

Ford Suspension

Ford Suspension



# 1996-2004 FORD MUSTANG

SPRING RATES BASED ON SMALL BLOCK ENGINES

## DRAG RACING LEVEL 1

INCLUDES THE FOLLOWING SUSPENSION COMPONENTS:

- (2) HR603S Front "R" Series Struts
- (2) TS706 Rear Single Adjustable Stocker Star Shocks
- 52885 Rear Sway Bar
- 5221 Boxed Lower Trailing Arms
- 5255 Adjustable Upper Trailing Arms



- DRAG RACING KIT WITH SHOCKS.....#DK21-FMM4
- DRAG RACING KIT WITHOUT SHOCKS.....#DK31-FMM4

## DRAG RACING LEVEL 2

INCLUDES THE FOLLOWING SUSPENSION COMPONENTS:

- HD603S-14150 Front Double Adjustable Pro Coil Strut System
- RCK52343\* Rear Double Adjustable Pro Coil Shock System
- CC104MU Caster Camber Plates
- (2) 7888-109 Thrust Bearing Kit
- T115W Spanner Wrench
- MUK02 Tubular K-Member
- 52114 4.6 Engine Mount
- MU2RCA Lower Race Control Arms
- 52885 Rear Sway Bar
- 5221 Boxed Lower Trailing Arms
- 5255 Adjustable Upper Trailing Arms



- DRAG RACING KIT WITH SHOCKS.....#DK22-FMM4
- DRAG RACING KIT WITHOUT SHOCKS.....#DK32-FMM4

### NOTE ON SPRING RATES FOR ALL KITS:

Spring rates are carefully selected to maximize performance while maintaining a smooth, comfortable ride. They are geared towards average weight small block powered vehicles with stock trim. Where applicable, our handling kits offer springs that are optimized for cornering performance while spring rates in our drag kits were chosen to maximize stored energy for weight transfer.


What if the vehicle has been heavily modified from its original weight or has another engine? No problem. These kits are also offered without shocks to give you the flexibility to order the shocks or struts with the spring rates you want.

\* Rear Pro Coil Shock Systems are for rear solid axle cars only. IRS cars see listing for Stocker Star shocks on page 90.

## HANDLING LEVEL 1

INCLUDES THE FOLLOWING SUSPENSION COMPONENTS:

- (2) HS603S Front Single Adjustable Struts
- (2) TN706 Rear Non-Adjustable Stocker Star Shocks
- 52886 Front and Rear Sway Bars
- 5221 Boxed Lower Trailing Arms
- 52105 OEM K-Member Brace

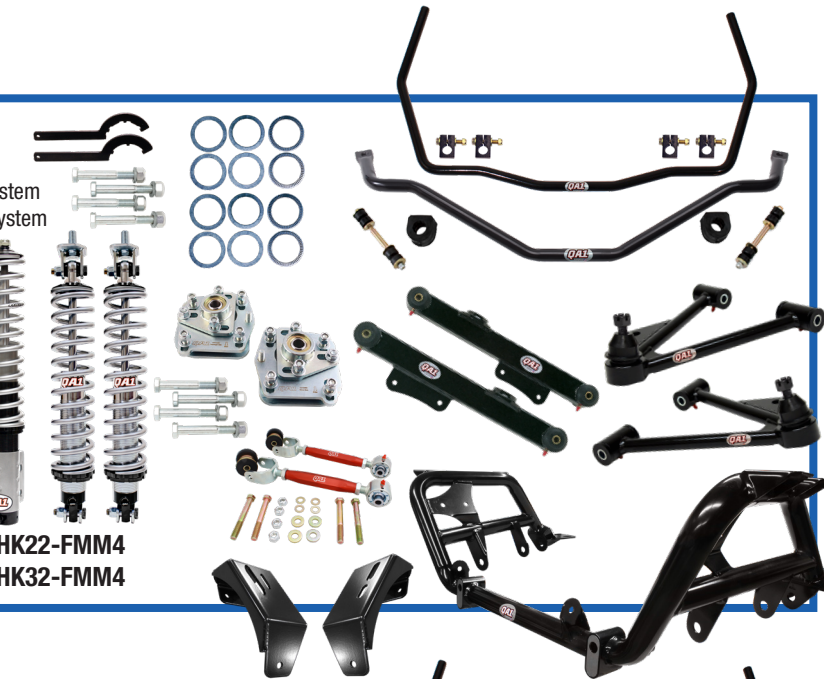


- HANDLING KIT WITH SHOCKS.....#HK21-FMM4
- HANDLING KIT WITHOUT SHOCKS.....#HK31-FMM4

## HANDLING LEVEL 2

INCLUDES THE FOLLOWING SUSPENSION COMPONENTS:

- HS603S-14175 Front Single Adjustable Pro Coil Strut System
- RCK52348\* Rear Single Adjustable Pro Coil Shock System
- CC104MU Caster Camber Plates
- (2) 7888-109 Thrust Bearing Kit
- T114W Spanner Wrench
- 52886 Front and Rear Sway Bars
- 5221 Boxed Lower Trailing Arms
- 5255 Adjustable Upper Trailing Arms
- MUK02 Tubular K-Member
- 52114 4.6 Engine Mount
- MU2ESA Lower Street Control Arms




- HANDLING KIT WITH SHOCKS.....#HK22-FMM4
- HANDLING KIT WITHOUT SHOCKS.....#HK32-FMM4

## HANDLING LEVEL 3

INCLUDES THE FOLLOWING SUSPENSION COMPONENTS:

- HD603S-14200 Front Double Adjustable Pro Coil Strut System
- RCK52345\* Rear Double Adjustable Pro Coil Shock System
- CC104MU Caster Camber Plates
- (2) 7888-109 Thrust Bearing Kit
- T115W Spanner Wrench
- 52886 Front and Rear Sway Bars
- 5221 Boxed Lower Trailing Arms
- 5255 Adjustable Upper Trailing Arms
- MUK02 Tubular K-Member
- 52114 4.6 Engine Mount
- MU2RCA Lower Race Control Arms



- HANDLING KIT WITH SHOCKS.....#HK23-FMM4
- HANDLING KIT WITHOUT SHOCKS.....#HK33-FMM4



# 2005-2010 FORD MUSTANG SPRING RATES BASED ON SMALL BLOCK ENGINES

## DRAG RACING LEVEL 1

INCLUDES THE FOLLOWING SUSPENSION COMPONENTS:

- |              |  |
|--------------|--|
| HR604S-14150 | Front "R" Series Pro Coil Strut System     |
| (2) TS708    | Rear Single Adjustable Stocker Star Shocks |
| CC105MU      | Caster Camber Plates                       |
| 7888-110     | Thrust Bearing/Spanner Wrench Kit          |
| 52888        | Rear Sway Bar                              |
| 5276         | Tubular Lower Trailing Arms                |



- DRAG RACING KIT WITH SHOCKS.....#DK01-FMM5**  
**DRAG RACING KIT WITHOUT SHOCKS.....#DK11-FMM5**

## DRAG RACING LEVEL 2

INCLUDES THE FOLLOWING SUSPENSION COMPONENTS:

- |              |   |
|--------------|---|
| HD604S-14150 | Front Double Adjustable Pro Coil Strut System |
| (2) TD708    | Rear Double Adjustable Stocker Star Shocks    |
| CC105MU      | Caster Camber Plates                          |
| 7888-110     | Thrust Bearing/Spanner Wrench Kit             |
| 52888        | Rear Sway Bar                                 |
| 5276         | Tubular Lower Trailing Arms                   |
| 5253         | Adjustable Upper Trailing Arm                 |
| 5220         | Adjustable Tubular Panhard Bar                |
| 52103        | Trailing Arm Relocation Brackets              |



- DRAG RACING KIT WITH SHOCKS.....#DK02-FMM5**  
**DRAG RACING KIT WITHOUT SHOCKS.....#DK12-FMM5**

### NOTE ON SPRING RATES FOR ALL KITS:

Spring rates are carefully selected to maximize performance while maintaining a smooth, comfortable ride. They are geared towards average weight small block powered vehicles with stock trim. Where applicable, our handling kits offer springs that are optimized for cornering performance while spring rates in our drag kits were chosen to maximize stored energy for weight transfer.

What if the vehicle has been heavily modified from its original weight or has another engine? No problem. These kits are also offered without shocks to give you the flexibility to order the shocks or struts with the spring rates you want.

## HANDLING LEVEL 1

INCLUDES THE FOLLOWING SUSPENSION COMPONENTS:

- |              |   |
|--------------|---|
| HS605S-10200 | Front Single Adjustable Pro Coil Strut System |
| (2) TN708    | Rear Non-Adjustable Stocker Star Shocks       |
| CC105MU      | Caster Camber Plates                          |
| 7888-110     | Thrust Bearing/Spanner Wrench Kit             |
| 52889        | Front and Rear Sway Bars                      |
| 5276         | Tubular Lower Trailing Arms                   |



- HANDLING KIT WITH SHOCKS.....#HK01-FMM5**  
**HANDLING KIT WITHOUT SHOCKS.....#HK11-FMM5**

## HANDLING LEVEL 2

INCLUDES THE FOLLOWING SUSPENSION COMPONENTS:

- |              |   |
|--------------|---|
| HS605S-10200 | Front Single Adjustable Pro Coil Strut System |
| (2) TS708    | Rear Single Adjustable Stocker Star Shocks    |
| CC105MU      | Caster Camber Plates                          |
| 7888-110     | Thrust Bearing/Spanner Wrench Kit             |
| 52889        | Front and Rear Sway Bars                      |
| 5276         | Tubular Lower Trailing Arms                   |
| 5253         | Adjustable Upper Trailing Arm                 |
| 5220         | Adjustable Tubular Panhard Bar                |



- HANDLING KIT WITH SHOCKS.....#HK02-FMM5**  
**HANDLING KIT WITHOUT SHOCKS.....#HK12-FMM5**

## HANDLING LEVEL 3

INCLUDES THE FOLLOWING SUSPENSION COMPONENTS:

- |              |   |
|--------------|---|
| HD605S-10200 | Front Double Adjustable Pro Coil Strut System |
| (2) TD708    | Rear Double Adjustable Stocker Star Shocks    |
| CC105MU      | Caster Camber Plates                          |
| 7888-110     | Thrust Bearing/Spanner Wrench Kit             |
| 52889        | Front and Rear Sway Bars                      |
| 5276         | Tubular Lower Trailing Arms                   |
| 5253         | Adjustable Upper Trailing Arm                 |
| 5220         | Adjustable Tubular Panhard Bar                |



- HANDLING KIT WITH SHOCKS.....#HK03-FMM5**  
**HANDLING KIT WITHOUT SHOCKS.....#HK13-FMM5**

Ford Suspension

Ford Suspension



# 2011-2014 FORD MUSTANG SPRING RATES BASED ON SMALL BLOCK ENGINES

## DRAG RACING LEVEL 1

INCLUDES THE FOLLOWING SUSPENSION COMPONENTS:

- |              |  |
|--------------|--|
| HR604S-14150 | Front "R" Series Pro Coil Strut System     |
| (2) TS708    | Rear Single Adjustable Stocker Star Shocks |
| CC105MU      | Caster Camber Plates                       |
| 7888-110     | Thrust Bearing/Spanner Wrench Kit          |
| 52888        | Rear Sway Bar                              |
| 5276         | Tubular Lower Trailing Arms                |



- DRAG RACING KIT WITH SHOCKS.....#DK01-FMM6**  
**DRAG RACING KIT WITHOUT SHOCKS.....#DK11-FMM6**

## DRAG RACING LEVEL 2

INCLUDES THE FOLLOWING SUSPENSION COMPONENTS:

- |              |   |
|--------------|---|
| HD604S-14150 | Front Double Adjustable Pro Coil Strut System |
| (2) TD708    | Rear Double Adjustable Stocker Star Shocks    |
| CC105MU      | Caster Camber Plates                          |
| 7888-110     | Thrust Bearing/Spanner Wrench Kit             |
| 52888        | Rear Sway Bar                                 |
| 5276         | Tubular Lower Trailing Arms                   |
| 5220         | Adjustable Tubular Panhard Bar                |
| 52103        | Trailing Arm Relocation Brackets              |



- DRAG RACING KIT WITH SHOCKS.....#DK02-FMM6**  
**DRAG RACING KIT WITHOUT SHOCKS.....#DK12-FMM6**

### NOTE ON SPRING RATES FOR ALL KITS:


Spring rates are carefully selected to maximize performance while maintaining a smooth, comfortable ride. They are geared towards average weight small block powered vehicles with stock trim. Where applicable, our handling kits offer springs that are optimized for cornering performance while spring rates in our drag kits were chosen to maximize stored energy for weight transfer.

What if the vehicle has been heavily modified from its original weight or has another engine? No problem. These kits are also offered without shocks to give you the flexibility to order the shocks or struts with the spring rates you want.

## HANDLING LEVEL 1

INCLUDES THE FOLLOWING SUSPENSION COMPONENTS:

- |              |   |
|--------------|---|
| HS605S-10200 | Front Single Adjustable Pro Coil Strut System |
| (2) TN708    | Rear Non-Adjustable Stocker Star Shocks       |
| CC105MU      | Caster Camber Plates                          |
| 7888-110     | Thrust Bearing/Spanner Wrench Kit             |
| 52889        | Front and Rear Sway Bars                      |
| 5276         | Tubular Lower Trailing Arms                   |



- HANDLING KIT WITH SHOCKS.....#HK21-FMM6**  
**HANDLING KIT WITHOUT SHOCKS.....#HK31-FMM6**

## HANDLING LEVEL 2

INCLUDES THE FOLLOWING SUSPENSION COMPONENTS:

- |              |   |
|--------------|---|
| HS605S-10200 | Front Single Adjustable Pro Coil Strut System |
| (2) TS708    | Rear Single Adjustable Stocker Star Shocks    |
| CC105MU      | Caster Camber Plates                          |
| 7888-110     | Thrust Bearing/Spanner Wrench Kit             |
| 52889        | Front and Rear Sway Bars                      |
| 5276         | Tubular Lower Trailing Arms                   |
| 5220         | Adjustable Tubular Panhard Bar                |



- HANDLING KIT WITH SHOCKS.....#HK22-FMM6**  
**HANDLING KIT WITHOUT SHOCKS.....#HK32-FMM6**

## HANDLING LEVEL 3

INCLUDES THE FOLLOWING SUSPENSION COMPONENTS:

- |              |   |
|--------------|---|
| HD605S-10200 | Front Double Adjustable Pro Coil Strut System |
| (2) TD708    | Rear Double Adjustable Stocker Star Shocks    |
| CC105MU      | Caster Camber Plates                          |
| 7888-110     | Thrust Bearing/Spanner Wrench Kit             |
| 52889        | Front and Rear Sway Bars                      |
| 5276         | Tubular Lower Trailing Arms                   |
| 5220         | Adjustable Tubular Panhard Bar                |



- HANDLING KIT WITH SHOCKS.....#HK23-FMM6**  
**HANDLING KIT WITHOUT SHOCKS.....#HK33-FMM6**





# MOPAR SUSPENSION





## By Body Style

Body Style	Common Makes	Year	Full-Vehicle Kits, pg.	Valving	NON-COIL-OVER SHOCKS		Rear Suspension Conversion System	Control Arms	K-member	Front Sway Bar	Dynamic Strut Bars	Tie Rod Sleeves	Torsion Bar Adjusters	Camber Bolt Adjusters
					Front	Rear								
Mopar A-Body	Duster, Barracuda, etc.	64-66	-	Double Single Drag "R" Series Non-Adj.	TD501 TS501 TR501 TN501	TD901 TS901 -		Upper: 52303 Lower: 52307 <sup>(b)</sup>			52311	52325	52360	52361
Mopar A-Body	Demon, Duster, Barracuda (67-69), etc.	67-72	114	Double Single Drag "R" Series Non-Adj.	TD501 TS501 TR501 TN501	TD901 TS901 -	See pg 112	Upper: 52303 Lower: 52307 <sup>(b)</sup>	52313	52861 <sup>(e)</sup>	52311	52325	52360	52361
Mopar A-Body	Duster, etc.	73-76	-	Double Single Drag "R" Series Non-Adj.	TD501 TS501 TR501 TN501	TD901 TS901 -	See pg 112	Upper: 5230 <sup>(d)</sup> Lower: 52307			52311	52325	52360	52361
Mopar B-Body	Savoy, Belvedere, Satellite	62-65	-	Double Single Drag "R" Series Non-Adj.	TD501 TS501 TR501 TN501	TD901 TS901 -		Upper 52305 Lower 52308 <sup>(d)</sup>			52312	52325	52360	52361
Mopar B-Body	Charger, Belvedere, etc.	66-70	116	Double Single Drag "R" Series Non-Adj.	TD501 TS501 TR501 TN501	TD901 TS901 -		Upper 52305 Lower 52308 <sup>(d)</sup>	52315	52860 <sup>(e)</sup>	52312	52325	52360	52361
Mopar B-Body	Charger, GTX, etc.	71-72	118	Double Single Drag "R" Series Non-Adj.	TD501 TS501 TR501 TN501	TD901 TS901 -		Upper 52305 Lower 52308 <sup>(d)</sup>	52314	52860 <sup>(e)</sup>	52312	52325	52360	52361
Mopar E-Body	Challenger, Barracuda	70-74	118	Double Single Drag "R" Series Non-Adj.	TD501 TS501 TR501 TN501	TD901 TS901 -		Upper 52305 Lower 52308	52314	52860 <sup>(e)</sup>	52312	52325	52360	52361

(b) Will work on 67-72 A-body with QA1 K-member and sway bar and 64-72 A-body without sway bar.

(c) Fits A-body with 73-76 disc brake spindles (large ball joint).

(d) Direct fit for 70-72 B-body. Will work on 66-69 B-body with QA1 K-member and sway bar, and 62-72 B-body without sway bar.

(e) Fits with QA1 K-member only.

(f) Shock has a 2" shorter extended length than stock. Best used on lowered ride height applications.



## Specific Makes & Models - Shocks Only


Common Makes	Year	Valving	NON-COIL-OVER SHOCKS	
			Front	Rear
Valiant	60-63	Double Single Drag "R" Series Non-Adj.	TD501 TS501 TR501 TN501	TD901 TS901 -
Dart	62-63	Double Single Drag "R" Series Non-Adj.	TD501 TS501 TR501 TN501	TD901 TS901 -
Fury / Full Size	62-64	Double Single Drag "R" Series Non-Adj.	TD501 TS501 TR501 TN501	TD901 TS901 -
Fury / Full Size	65-78	Double Single Drag "R" Series Non-Adj.		TD901 TS901 -
Charger / Coronet	73-76	Double Single Drag "R" Series Non-Adj.		TD901 TS901 TN901
<b>PICKUPS</b>				
Dakota Pickup 2WD	87-96	Double Single Drag "R" Series Non-Adj.	TD505 TS505 TR505 TN505	TD805 TS805 -
Dakota Pickup 2WD	97-04	Double Single Drag "R" Series Non-Adj.	TD505 TS505 TR505 TN505	TD806 TS806 -
Ram 1500 2WD	94-01	Double Single Drag "R" Series Non-Adj.	TD515 TS515 TR515 TN515	TD905 <sup>(f)</sup> TS905 <sup>(f)</sup> -
Ram 1500 2WD	02-08	Double Single Drag "R" Series Non-Adj.	TD514 TS514 TR514 TN514	TD905 <sup>(f)</sup> TS905 <sup>(f)</sup> -

### DON'T SEE YOUR VEHICLE?

See page 122 for all dimensions and mounting options for our Stocker Star (non-coil-over) and Pro Coil System shocks. It is very likely that we have something for you!

## What Body Type is my Mopar?

Make	Model	Year	Body Type
Dodge	330	1962-1964	B-Body
Dodge	440	1962-1964	B-Body
Dodge	Challenger	1970-1974	E-Body
Dodge	Charger	1966-1972	B-Body
Dodge	Coronet	1965-1972	B-Body
Dodge	Dart	1962	B-Body
Dodge	Dart	1963-1976	A-Body
Dodge	Demon	1970-1972	A-Body
Dodge	Polara	1962-1964	B-Body
Plymouth	Barracuda	1964-1969	A-Body
Plymouth	Barracuda	1970-1974	E-Body
Plymouth	Belvedere	1965-1970	B-Body
Plymouth	Duster	1969-1976	A-Body
Plymouth	Fury	1962-1964	B-Body
Plymouth	GTX	1967-1971	B-Body
Plymouth	Road Runner	1968-1972	B-Body
Plymouth	Satellite	1965-1972	B-Body
Plymouth	Savoy	1962-1964	B-Body
Plymouth	Scamp	1971-1976	A-Body
Plymouth	Valiant	1963-1976	A-Body





## REAR SUSPENSION CONVERSION SYSTEM

Replace your leaf springs with this revolutionary 6-link suspension. The 6 links replicate the geometry of the tried and true 4-link while still mounting to the existing locations on the chassis, where the factory intended suspension loads to go. No cutting, fabrication, or welding!

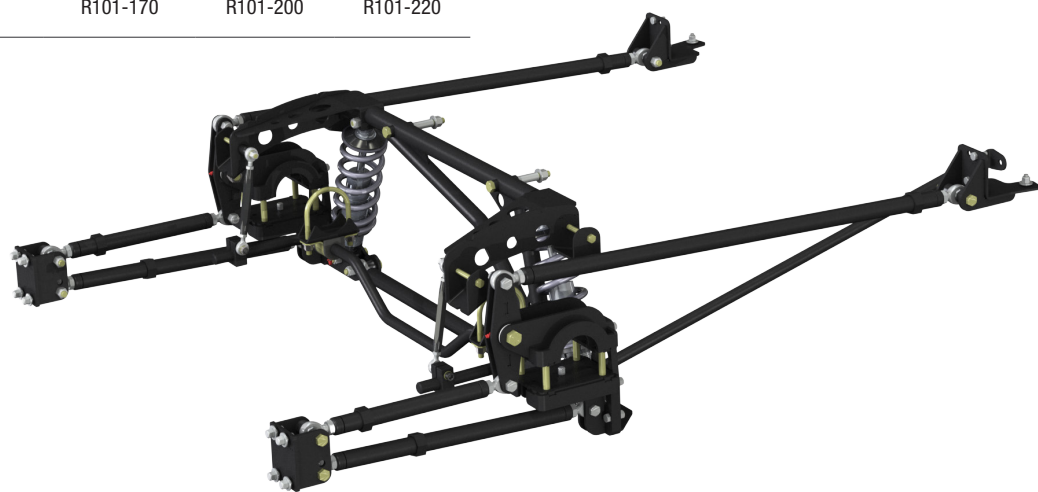
The axle is located laterally by a panhard bar that positions the roll center near the original location, so it plays nicely with stock or modified front geometry. There is no bind in this suspension like a traditional 3- or 4-link, and no need for special links or compliant bushings. The side view instant center is adjustable by moving the forward lower link. The system allows the factory fuel tank to remain, further simplifying installation. Available with QA1 single or double adjustable Pro Coil Systems with three spring rate options to allow the system to be tailored to any application.

Made in the USA.

Body Style / Vehicle	Adjustability	Soft	Medium	Firm
67-79 Mopar A-Body	Double	R201-170	R201-200	R201-220
Full System <i>fits 8 3/4" rear axles</i>	Single	R101-170	R101-200	R101-220

### WHAT'S INCLUDED?

- Adjustable shocks
- Springs
- Coil-over hardware
- Frame brackets
- Center cross member assembly
- Axle brackets
- Linkage assemblies
- Swaybar with hardware
- All required nuts, bolts, etc.



## CONTROL ARMS

Get modern handling for classic Mopars with improved geometry. These durable tubular control arms are ready to bolt on. Upper control arms increase caster by approximately 3 degrees for better straight-line stability.

These lower control arms include sway bar tabs and bolt directly on to your factory K-member. The tubular design is stronger than factory arms.

All parts sold in pairs. Made in the USA.

Body Style / Vehicle	Upper / Lower	Part	Notes
64-72 Mopar A-Body	Upper	52303	Works with 72 and earlier disc or drum spindles.
	Lower	52307	Direct fit for 73-76 A-body. Will work on 67-72 A-body with QA1 K-member and sway bar, and 64-72 A-body without sway bar.
73-76 Mopar A-Body	Upper	52301	Fits A-body w/ 73-76 disc brake spindles (large ball joint).
	Lower	52307	Direct fit for 73-76 A-body. Will work on 67-72 A-body with QA1 K-member and sway bar, and 64-72 A-body without sway bar.
62-72 Mopar B-Body	Upper	52305	
	Lower	52308	Direct fit for 70-72 B-body. Will work on 66-69 B-body with QA1 K-member and sway bar, and 62-72 B-body without sway bar.
70-74 Mopar E-Body	Upper	52305	
	Lower	52308	

## K-MEMBERS

Shed weight, modernize your vehicle, and gain more engine bay clearance with this simple bolt-in tubular K-member. Engineered for maximized strength, the K-member comes with engine mount attachment points to accept factory and aftermarket engine mounts.

Made in the USA.

Body Style / Vehicle	Part	Notes
67-72 Mopar A-Body	52313	If using a sway bar, only works with a QA1 sway bar and control arms.
66-70 Mopar B-Body	52315	If using a sway bar, 66-69 K-member only works with a QA1 sway bar and control arms. 70 can be used with a factory sway bar and control arms.
71-72 Mopar B-Body	52314	Can be used with a factory sway bar and control arms.
70-74 Mopar E-Body	52314	Can be used with a factory sway bar and control arms.



## FRONT SWAY BARS

Give your chassis the stability it needs to keep your tires planted on the road. These sway bars are an easy bolt-on upgrade to help reduce body roll and handle corners better.

Manufactured from lightweight hollow (4130) chromoly steel for maximum strength and durability, QA1 sway bars include new mounting components to replace old and worn-out sway bar bushings and end links.

Made in the USA.

Body Style / Vehicle	Material	Part
67-72 Mopar A-Body <i>works with QA1 K-Member only</i>	Hollow 3/16" wall, 1 1/4" diameter	52861
66-72 Mopar B-Body <i>works with QA1 K-Member only</i>	Hollow 3/16" wall, 1 1/4" diameter	52860
70-74 Mopar E-Body <i>works with QA1 K-Member only</i>	Hollow 3/16" wall, 1 1/4" diameter	52860



## DYNAMIC STRUT BARS

Tighten up your front end and make your old Mopar feel young again. These bars keep the lower control arms perpendicular to the chassis, greatly improving feel and handling while reducing uneven or premature tire wear, and they reduce toe change during braking.

Fully adjustable, these bars are made of 6061-T6 aluminum and are a direct bolt-in with QA1 or factory K-member.

Made in the USA.

Body Style / Vehicle	Part
64-76 Mopar A-Body	52311
62-72 Mopar B-Body	52312
70-74 Mopar E-Body	52312



## TIE ROD SLEEVES

Stronger and easier to adjust than stock OE split sleeves, these heavy duty tie rod sleeves are manufactured from solid steel hex stock. Sold in pairs.

Made in the USA.

Body Style / Vehicle	MOOG Replacement	Dimensions	Part
64-74 Mopars	ES319S	9/16" x 8"	52325
75-80 Mopars	ES430S	11/16" x 3 1/2"	52324




## CAMBER BOLT ADJUSTERS

Don't reuse old, rusty hardware—upgrade to QA1's camber bolt adjusters for easy alignment changes. These OE replacements offer a camber adjustment range of -2.5° to +2.5° from factory. All components are zinc plated for durability. Comes with four eccentric camber bolt adjusters.

Made in the USA.

Body Style / Vehicle	Part
64-76 Mopar A-Body	52361
62-72 Mopar B-Body	52361
70-74 Mopar E-Body	52361




## TORSION BAR ADJUSTERS

Replace your rusty, worn-out torsion bar adjusters with these high-strength chromoly steel ones. Zinc plated for durability and featuring a 3/4" hex head for easy adjustment with a standard socket, these adjusters work well with factory or QA1 lower control arms. Comes with two torsion bar adjusters.

Made in the USA.

Body Style / Vehicle	Part
64-76 Mopar A-Body	52360
62-72 Mopar B-Body	52360
70-74 Mopar E-Body	52360





# 1967-1972 MOPAR A-BODY

## DRAG RACING LEVEL 1

INCLUDES THE FOLLOWING SUSPENSION COMPONENTS:

- (2) TR501 Front "R" Series Stocker Star Shocks
- (2) TS901 Rear Single Adjustable Stocker Star Shocks
- 52313 Tubular K-Member
- 52311 Dynamic Strut Bars
- 52303 Upper Control Arms
- 52307 Lower Control Arms
- 52360 Torsion Bar Adjuster
- 52361 Camber Bolt Adjuster
- 52325 Tie Rod Sleeves




**DRAG RACING KIT WITH SHOCKS.....#DK01-CRA1**  
**DRAG RACING KIT WITHOUT SHOCKS.....#DK11-CRA1**

## DRAG RACING LEVEL 2

INCLUDES THE FOLLOWING SUSPENSION COMPONENTS:

- (2) TD501 Front Double Adjustable Stocker Star Shocks
- R201-170 Rear Double Adjustable Suspension Conversion Kit
- 52313 Tubular K-Member
- 52311 Dynamic Strut Bars
- 52303 Upper Control Arms
- 52307 Lower Control Arms
- 52360 Torsion Bar Adjuster
- 52361 Camber Bolt Adjuster
- 52325 Tie Rod Sleeves



**DRAG RACING KIT WITH SHOCKS.....#DK02-CRA1**

## HANDLING LEVEL 1

INCLUDES THE FOLLOWING SUSPENSION COMPONENTS:

- (2) TN501 Front Non-Adjustable Stocker Star Shocks
- (2) TN901 Rear Non-Adjustable Stocker Star Shocks
- 52311 Dynamic Strut Bars
- 52303 Upper Control Arms
- 52361 Camber Bolt Adjuster
- 52325 Tie Rod Sleeves



**HANDLING KIT WITH SHOCKS.....#HK01-CRA1**  
**HANDLING KIT WITHOUT SHOCKS.....#HK11-CRA1**

## HANDLING LEVEL 2

INCLUDES THE FOLLOWING SUSPENSION COMPONENTS:

- (2) TS501 Front Single Adjustable Stocker Star Shocks
- (2) TS901 Rear Single Adjustable Stocker Star Shocks
- 52313 Tubular K-Member
- 52311 Dynamic Strut Bars
- 52861 Front Sway Bar
- 52303 Upper Control Arms
- 52307 Lower Control Arms
- 52360 Torsion Bar Adjuster
- 52361 Camber Bolt Adjuster
- 52325 Tie Rod Sleeves




**HANDLING KIT WITH SHOCKS.....#HK02-CRA1**  
**HANDLING KIT WITHOUT SHOCKS.....#HK12-CRA1**

## HANDLING LEVEL 3

INCLUDES THE FOLLOWING SUSPENSION COMPONENTS:

- (2) TD501 Front Double Adjustable Stocker Star Shocks
- R201-200 Rear Double Adjustable Suspension Conversion Kit
- 52313 Tubular K-Member
- 52311 Dynamic Strut Bars
- 52861 Front Sway Bar
- 52303 Upper Control Arms
- 52307 Lower Control Arms
- 52360 Torsion Bar Adjuster
- 52361 Camber Bolt Adjuster
- 52325 Tie Rod Sleeves



**HANDLING KIT WITH SHOCKS.....#HK03-CRA1**

**AS SEEN ON  
HOT ROD GARAGE!**



# 1966-1970 MOPAR B-BODY

## DRAG RACING LEVEL 1

INCLUDES THE FOLLOWING SUSPENSION COMPONENTS:

- (2) TR501 Front "R" Series Stocker Star Shocks
- (2) TS901 Rear Single Adjustable Stocker Star Shocks
- 52312 Dynamic Strut Bars
- 52305 Upper Control Arms
- 52308 Lower Control Arms
- 52360 Torsion Bar Adjuster
- 52361 Camber Bolt Adjuster
- 52325 Tie Rod Sleeves




- DRAG RACING KIT WITH SHOCKS.....#DK01-CRB1
- DRAG RACING KIT WITHOUT SHOCKS.....#DK11-CRB1

## DRAG RACING LEVEL 2

INCLUDES THE FOLLOWING SUSPENSION COMPONENTS:

- (2) TD501 Front Double Adjustable Stocker Star Shocks
- (2) TD901 Rear Double Adjustable Stocker Star Shocks
- 52315 Tubular K-Member
- 52312 Dynamic Strut Bars
- 52305 Upper Control Arms
- 52308 Lower Control Arms
- 52360 Torsion Bar Adjuster
- 52361 Camber Bolt Adjuster
- 52325 Tie Rod Sleeves



- DRAG RACING KIT WITH SHOCKS.....#DK02-CRB1
- DRAG RACING KIT WITHOUT SHOCKS.....#DK12-CRB1

## HANDLING LEVEL 1

INCLUDES THE FOLLOWING SUSPENSION COMPONENTS:

- (2) TN501 Front Non-Adjustable Stocker Star Shocks
- (2) TN901 Rear Non-Adjustable Stocker Star Shocks
- 52312 Dynamic Strut Bars
- 52305 Upper Control Arms
- 52361 Camber Bolt Adjuster
- 52325 Tie Rod Sleeves



- HANDLING KIT WITH SHOCKS.....#HK01-CRB1
- HANDLING KIT WITHOUT SHOCKS.....#HK11-CRB1

## HANDLING LEVEL 2

INCLUDES THE FOLLOWING SUSPENSION COMPONENTS:

- (2) TS501 Front Single Adjustable Stocker Star Shocks
- (2) TS901 Rear Single Adjustable Stocker Star Shocks
- 52315 Tubular K-Member
- 52312 Dynamic Strut Bars
- 52860 Front Sway Bar
- 52305 Upper Control Arms
- 52308 Lower Control Arms
- 52360 Torsion Bar Adjuster
- 52361 Camber Bolt Adjuster
- 52325 Tie Rod Sleeves




- HANDLING KIT WITH SHOCKS.....#HK02-CRB1
- HANDLING KIT WITHOUT SHOCKS.....#HK12-CRB1

## HANDLING LEVEL 3

INCLUDES THE FOLLOWING SUSPENSION COMPONENTS:

- (2) TD501 Front Double Adjustable Stocker Star Shocks
- (2) TD901 Rear Double Adjustable Stocker Star Shocks
- 52315 Tubular K-Member
- 52312 Dynamic Strut Bars
- 52860 Front Sway Bar
- 52305 Upper Control Arms
- 52308 Lower Control Arms
- 52360 Torsion Bar Adjuster
- 52361 Camber Bolt Adjuster
- 52325 Tie Rod Sleeves



- HANDLING KIT WITH SHOCKS.....#HK03-CRB1
- HANDLING KIT WITHOUT SHOCKS.....#HK13-CRB1



# 1971-1972 MOPAR B-BODY & 1970-1974 MOPAR E-BODY

## DRAG RACING LEVEL 1

INCLUDES THE FOLLOWING SUSPENSION COMPONENTS:

- |           |  |
|-----------|--|
| (2) TR501 | Front "R" Series Stocker Star Shocks       |
| (2) TS901 | Rear Single Adjustable Stocker Star Shocks |
| 52312     | Dynamic Strut Bars                         |
| 52305     | Upper Control Arms                         |
| 52308     | Lower Control Arms                         |
| 52360     | Torsion Bar Adjuster                       |
| 52361     | Camber Bolt Adjuster                       |
| 52325     | Tie Rod Sleeves                            |

- DRAG RACING KIT WITH SHOCKS.....#DK01-CRE1  
 DRAG RACING KIT WITHOUT SHOCKS.....#DK11-CRE1



## HANDLING LEVEL 1

INCLUDES THE FOLLOWING SUSPENSION COMPONENTS:

- |           |  |
|-----------|--|
| (2) TN501 | Front Non-Adjustable Stocker Star Shocks |
| (2) TN901 | Rear Non-Adjustable Stocker Star Shocks  |
| 52312     | Dynamic Strut Bars                       |
| 52305     | Upper Control Arms                       |
| 52361     | Camber Bolt Adjuster                     |
| 52325     | Tie Rod Sleeves                          |

- HANDLING KIT WITH SHOCKS.....#HK01-CRE1  
 HANDLING KIT WITHOUT SHOCKS.....#HK11-CRE1



## DRAG RACING LEVEL 2

INCLUDES THE FOLLOWING SUSPENSION COMPONENTS:

- |           |   |
|-----------|---|
| (2) TD501 | Front Double Adjustable Stocker Star Shocks |
| (2) TD901 | Rear Double Adjustable Stocker Star Shocks  |
| 52314     | Tubular K-Member                            |
| 52312     | Dynamic Strut Bars                          |
| 52305     | Upper Control Arms                          |
| 52308     | Lower Control Arms                          |
| 52360     | Torsion Bar Adjuster                        |
| 52361     | Camber Bolt Adjuster                        |
| 52325     | Tie Rod Sleeves                             |

- DRAG RACING KIT WITH SHOCKS.....#DK02-CRE1  
 DRAG RACING KIT WITHOUT SHOCKS.....#DK12-CRE1




## HANDLING LEVEL 2

INCLUDES THE FOLLOWING SUSPENSION COMPONENTS:

- |           |   |
|-----------|---|
| (2) TS501 | Front Single Adjustable Stocker Star Shocks |
| (2) TS901 | Rear Single Adjustable Stocker Star Shocks  |
| 52314     | Tubular K-Member                            |
| 52312     | Dynamic Strut Bars                          |
| 52860     | Front Sway Bar                              |
| 52305     | Upper Control Arms                          |
| 52308     | Lower Control Arms                          |
| 52360     | Torsion Bar Adjuster                        |
| 52361     | Camber Bolt Adjuster                        |
| 52325     | Tie Rod Sleeves                             |

- HANDLING KIT WITH SHOCKS.....#HK02-CRE1  
 HANDLING KIT WITHOUT SHOCKS.....#HK12-CRE1




## HANDLING LEVEL 3


INCLUDES THE FOLLOWING SUSPENSION COMPONENTS:

- |           |   |
|-----------|---|
| (2) TD501 | Front Double Adjustable Stocker Star Shocks |
| (2) TD901 | Rear Double Adjustable Stocker Star Shocks  |
| 52314     | Tubular K-Member                            |
| 52312     | Dynamic Strut Bars                          |
| 52860     | Front Sway Bar                              |
| 52305     | Upper Control Arms                          |
| 52308     | Lower Control Arms                          |
| 52360     | Torsion Bar Adjuster                        |
| 52361     | Camber Bolt Adjuster                        |
| 52325     | Tie Rod Sleeves                             |

- HANDLING KIT WITH SHOCKS.....#HK03-CRE1  
 HANDLING KIT WITHOUT SHOCKS.....#HK13-CRE1







# DRAG & STREET TECH



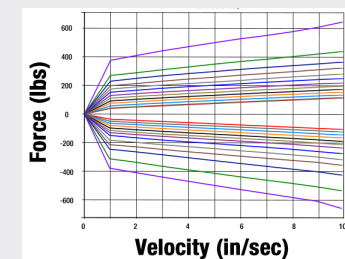
## VALVING ADJUSTABILITY OPTIONS

Each click on our adjustable shocks and struts has been carefully defined from extensive research, testing, and real-world experience to provide the perfect setting for each adjustment. QA1's shocks and struts provide a soft, comfortable ride at the low end of operation, or a firm, high performance ride at the high end of operation. Changing the valving is as simple as turning the knob on the base of the shock without ever removing the shock or strut from the vehicle.

### MOD Series

FOR THE HIGHEST-PERFORMING AUTOCROSS AND DRAG RACE COMPETITION VEHICLES


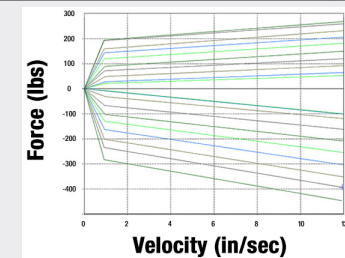
- Revalve your shock while it's on the car
- Features QuickTune™ Technology, interchangeable modular valve packs that can be swapped out using only a screwdriver
- All the adjustment of our double adjustable shocks, plus an external nitrogen-charged canister with adjustable low-speed bleed



### Double Adjustable

IDEAL WHEN ALTERNATING BETWEEN PERFORMANCE STREET DRIVING, AUTOCROSSING, AND DRAG RACING

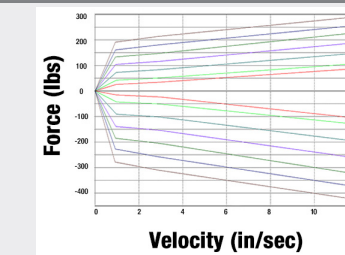
- Truly independent compression and rebound adjustment
- 18 positions of rebound on one knob and 18 positions of compression on the other knob, providing 324 valving options
- One shock allows for fine-tuning for any application



### Single Adjustable

FOR PERFORMANCE STREET DRIVING OR AUTOCROSSING OR THE REAR OF DRAG CARS

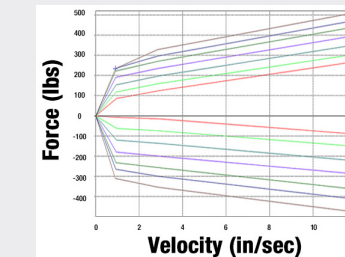
- Simultaneous compression and rebound adjustment on one knob (18 positions)
- Allows quick and easy performance adjustments and fine-tuning



### Drag "R" Series

FOR THE FRONT OF DRAG CARS

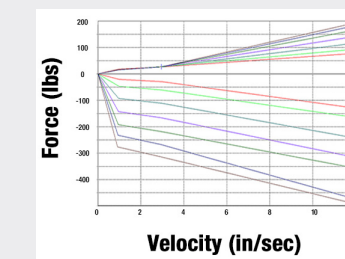
- Simultaneous rebound and compression adjusted together on one knob (18 positions), with stiffer compression valving
- Loose rebound allows weight to transfer to the rear when launching
- Firm compression keeps the front end from slamming back to the ground



### Rebound Adjustable

FOR SMOOTH-RIDING STREET RODS AND HOT RODS


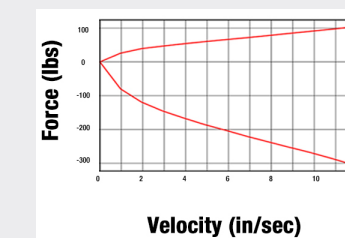
- Comfortable fixed compression setting with a wide range of rebound adjustment
- 18 valving options



### Non-Adjustable

FOR AN EASY PERFORMANCE UPGRADE OVER STOCK

- Fixed compression and rebound valving without external adjustability
- Provides the best self-adjusting ride possible





## STOCKER STAR NON-COIL-OVER SHOCKS

### EYELET/EYELET

Compressed Length	Extended Length	Part
8.75"	11.13"	TD/TS302
10.50"	14.38"	TD/TS/TR403
10.50"	14.38"	TD/TS/TR404
10.50"	14.38"	TD/TS/TR405
10.63"	14.50"	TN403
10.63"	14.50"	TN404
10.63"	14.50"	TN405
11.13"	16.38"	TD/TS504
11.63"	16.88"	TN504
11.63"	16.88"	TD/TS513
11.63"	17.75"	TN513
12.63"	20.13"	TN709
12.88"	19.50"	TD/TS709
13.63"	21.13"	TD/TS803
13.63"	21.13"	TN803
13.63"	21.13"	TD/TS806
13.63"	21.13"	TN806
13.63"	21.13"	TD/TS807
13.63"	21.13"	TN807
14.63"	23.38"	TN901
14.63"	23.38"	TN905
14.63"	23.38"	TN907
14.88"	23.63"	TD/TS901
14.88"	23.63"	TD/TS907
15.00"	23.63"	TD/TS905

### STUD/EYELET

Compressed Length	Extended Length	Part
7.75"	11.13"	TD/TS/TR303
8.00"	11.25"	TN303
9.00"	14.00"	TN512
9.00"	13.38"	TN515
9.00"	14.00"	TN516
9.63"	14.50"	TD/TS/TR512
9.63"	13.38"	TD/TS/TR515
9.63"	14.50"	TD/TS/TR516
10.38"	15.38"	TD/TS/TR501
10.38"	15.38"	TN501
12.13"	18.75"	TN703*
12.13"	18.75"	TN704
12.38"	19.00"	TD/TS703*
12.38"	19.00"	TD/TS704
13.13"	20.50"	TN706*
13.13"	20.50"	TN707
13.13"	20.50"	TD/TS708*
13.13"	20.50"	TN708*
13.13"	20.50"	TN802*
13.25"	20.50"	TD/TS706*
13.25"	20.50"	TD/TS707
13.25"	20.50"	TD/TS802*
14.13"	22.88"	TN902*
14.13"	22.88"	TN906*
14.38"	23.13"	TD/TS902*
14.38"	23.13"	TD/TS906*
15.13"	23.88"	TN903*
15.50"	24.13"	TD/TS903*

### T-BAR/EYELET

Compressed Length	Extended Length	Part
13.63"	21.13"	TN801
13.63"	21.13"	TD/TS804
13.63"	21.13"	TN804
13.63"	21.13"	TD/TS805
13.63"	21.13"	TN805
13.75"	21.25"	TD/TS801
14.63"	23.38"	TN904
14.88"	23.63"	TD/TS904

### STUD/T-BAR


Compressed Length	Extended Length	Part
9.00"	13.38"	TN505
9.00"	13.38"	TN514*
9.00"	14.00"	TN507
9.00"	14.00"	TN519
9.25"	13.50"	TD/TS/TR505
9.63"	13.38"	TD/TS/TR514*
9.63"	14.50"	TD/TS/TR507
9.63"	14.50"	TD/TS519
10.00"	14.38"	TN517*
10.25"	14.50"	TD/TS/TR517*
10.38"	15.38"	TN502
10.38"	15.38"	TN511
10.63"	15.50"	TD/TS/TR502
10.63"	15.63"	TD/TS/TR511
11.13"	16.00"	TN510
11.50"	16.50"	TD/TS/TR510

\*Stud can be converted to an eyelet or T-bar.

### MISC MOUNTS

Compressed Length	Extended Length	Upper Attachment	Lower Attachment	Part
10.25"	14.50"	T-Bar	Special	TS/TR401
10.00"	14.38"	T-Bar	Special	TN401
8.63"	12.88"	Stud	Special	TS/TR402
8.50"	12.81"	Stud	Special	TN402
9.25"	14.13"	Stud	Bracket	TD/TS/TR503
9.50"	14.44"	Stud	Bracket	TN503
10.38"	15.38"	Stud	Special	TS/TR506
9.88"	14.88"	Stud	Special	TN506
13.38"	17.13"	Bracket	Bracket	TD705K
10.88"	15.88"	Stud	Bracket	TS705
10.88"	15.75"	Stud	Bracket	TN705
11.50"	16.50"	Eyelet	Stud	TD/TS518
11.69"	17.00"	Eyelet	Stud	TN518
11.00"	15.88"	Stud	Stud	TD/TS601
11.25"	16.5"	Stud	Stud	TN601
13.13"	19.63"	T-Bar	Stud	TD/TS702
12.75"	19.5"	T-Bar	Stud	TN702

### Mounting Styles



## PRO COIL SYSTEMS

### FRONT COIL-OVER SHOCKS

Compressed Height	Extended Height	Upper Mount	Lower Mount	Numerical Portion of Part
8.63"	12.88"	Stud	T-Bar	Gx401
11.00"	15.00"	Stud	T-Bar	Gx402
10.13"	15.00"	Stud	T-Bar	Gx501
14.50"	19.63"	Stud	T-Bar	Gx502
9.63"	14.50"	Stud	T-Bar	Gx507
9.63"	14.50"	Stud	T-Bar	Gx508

### FRONT MOD SERIES COIL-OVER SHOCKS

Compressed Height	Extended Height	Upper Mount	Lower Mount	Canister Right	Canister Left
8.63"	12.88"	Eyelet	Eyelet	M431CR	M431CL
10.13"	15.00"	Eyelet	Eyelet	M521CR	M521CL
9.63"	14.50"	Eyelet	Eyelet	M531CR	M531CL
9.63"	14.50"	Eyelet	Eyelet	M531CR	M531CL

### STRUTS

Compressed Height	Extended Height	Upper Mount	Lower Mount	Numerical Portion of Part
13.06"	19.13"	Stud	Strut	Hx601S
14.63"	20.75"	Stud	Strut	Hx603S
15.06"	19.25"	Stud	Strut	Hx604S
15.06"	19.25"	Stud	Strut	Hx605S
11.63"	19.38"	Stud	Strut	Hx606S
12.38"	20.50"	Stud	Strut	Hx607S
12.50"	19.90"	Stud	Strut	Hx701S

### MUSTANG II SHOCKS

Compressed Height	Extended Height	Upper Mount	Lower Mount	Numerical Portion of Part
7.88"	11.00"	Stud	Eyelet	MD/MS/MR301
7.88"	11.00"	Stud	Eyelet	MD/MS/MR302
7.88"	11.00"	Stud	Eyelet	MD/MS/MR303

### REAR PRO COIL SYSTEMS

Compressed Height	Extended Height	Upper Mount	Lower Mount	Numerical Portion of Part
13.38"	17.13"	Bracket	Bracket	Gx403
10.88"	16.38"	Stud	Eyelet	Gx601
12.63"	18.75"	Bracket	Bracket	RCK52326 thru RCK52333
13.00"	19.50"	Bracket	Bracket	RCK52334 thru RCK52341
11.63"	16.88"	Bracket	Bracket	RCK52342 thru RCK52349
12.63"	18.75"	Bracket	Bracket	RCK52350 thru RCK52357
13.00"	19.50"	Bracket	Bracket	RCK52358 thru RCK52359
11.63"	16.88"	Bracket	Bracket	RCK52370 thru RCK52377

Dimensions do not include brackets.


## HOW TO MEASURE YOUR SHOCKS

If you have altered or built your vehicle, your first step to finding the correct shock would be measuring your shocks.

Measure the shock ride height from mount to mount with the vehicle sitting at normal ride height. This measurement is your length at ride height.

### TIPS:

- It is not necessary to measure the shocks with the suspension drooped or fully compressed unless you're working on a custom air ride set up.
- It is important to keep your length at ride height near the middle of the travel range for your shock.
- It is also important to maintain a minimum of 2.5" to 3" of wheel travel in compression and 2" to 2.5" of wheel travel for rebound.
- If your vehicle uses a stud mount, subtract 5/8" from your mount-to-mount measurement.





## FOR FRONT PRO COIL SYSTEMS

FRONT WEIGHT	1500-1600	1601-1700	1701-1800	1801-1900	1901-2000	2001-2100	2101-2200	2201-2300	2301-2400	2401-2600
GM A-Body, B-Body, 1st & 2nd Gen F-Body, G-Body, X-Body; Ford Galaxie	250	300	350	400	450	500	550	600	650	750
FRONT WEIGHT	1450-1600	1601-1750	1751-1900	1901-2100	2101-2300					
79-14 Mustangs	150	175	200	225	250					
FRONT WEIGHT	<1350	1350-1525	1525-1700	1700+						
Mustang II	375	500	600	700						
MOST DRAG RACE VEHICLES										
LIGHTER VEHICLE			HEAVIER VEHICLE			NICE RIDE & HANDLING		FIRM RIDE WITH GREAT CORNERING		
3rd Gen F-Body	170	200	220	250	275	300	325			
4th Gen F-Body	275		300		325					
5th Gen F-Body	250									
C5 Corvette	450		550		650					

## FOR REAR PRO COIL SYSTEMS

	SPRING LENGTH	SOFT	MEDIUM	FIRM
3rd & 4th Gen GM F-Body	12"	110	130	150
64-72 GM A-Body	14"	130	150	175
73-77 GM A-Body	12"	170	200	220
78-96 GM B-Body	12"	200	250	300
78-88 G-Body	12"	170	200	220
67-72 C10 Truck	12"	170	200	220
C5 Corvette	7"	450		
69-72 Grand Prix & 70-72 Monte Carlo	14"	150	175	200
79-04 Mustang	12"	95	110	130

## FOR CUSTOM AND OTHER APPLICATIONS

AXLE TYPE	SPRING LENGTH	900-1099	1100-1249	1250-1449	1450-1599	1600-1899	1900+
Solid Axle	8"	200	225	300	350	400	450
	9" or 10"	175	200	225	250	275	350
	12"	105	130	170	225	250	300
	14"	95	125	150	175	225	275
	Independent Suspension	7"	350	450	550	600	650
	8" (Chrome)	300	400	450	500	600	Call
	9"	220	300	350	450	550	650
	10"	200	250	300	400	450	550
	12"	150	200	250	300	400	450
	Jaguar (IRS)	10"	115	140	200	250	250
Corvette (IRS) - Ahead of Axle	10"	200	225	275	350	400	500
Corvette (IRS) - Behind Axle	12"	95	125	150	225	275	300

These are general guidelines for selecting spring rates based on axle weights (in lbs). Ideal rates may vary depending on application, usage, and personal preference.

## Average Muscle Car Weights

YEAR	MODEL	FRONT	REAR	TOTAL
1964-1972	GM A-Body	1850	1700	3550
1973-1977	GM A-Body	2175	1650	3825
1978-1988	GM A/G-Body	1900	1550	3450
1967-1969	GM F-Body	1750	1500	3250
1970-1981	GM F-Body	1800	1600	3400
1968-1974	GM X-Body	1750	1500	3250
1982-2004	S-Series Pickup	1850	1500	3350
1955-1957	Chevrolet Sedan	1900	1775	3675
1958-1970	Chevrolet B-Body	2025	1950	3975
1977-1990	GM B-Body	1925	1800	3725
1991-1996	GM B-Body	2175	1825	4000
1988-1998	C-1500	2250	1500	3750
1963-1965	Buick Riviera	2275	1750	4025
1960-1964	Ford Galaxie	2025	1850	3875

## Average Street Rod Weights

YEAR	MODEL	FRONT	REAR	TOTAL
To 1927	Ford Coupe	1200	1300	2500
1928-1931	Ford Coupe	1300	1400	2700
1932-1934	Ford Coupe	1400	1600	3000
1935-1938	Ford Coupe	1600	1700	3300
1939-1940	Ford Coupe	1700	1800	3500
1932-1938	Chev., Mopar Coupe	1500	1550	3050
1939-1940	Chev., Mopar Coupe	1600	1600	3200
1946-1948	Ford Coupe	1700	1750	3450
1947-1954	Chev. Pickup	1950	1450	3400

Average car weights listed are with driver (estimated 200 lbs.), automatic transmission, small block Chevrolet V-8, full upholstery and all normal street equipment (such as spare tire and gas in the tank). V6 and LS engines weigh approximately the same as small block Chevrolet. Fiberglass cars weigh the same as steel. Stripped or lightened cars will weigh less. Extra passengers will add to the weight.

### ADJUST WEIGHT ACCORDINGLY:

MUSCLE CAR OPTIONS	FRONT	REAR
Air Conditioning	+75 lbs.	+25 lbs.
Big-block Chevrolet, Buick	+175 lbs.	+25 lbs.
Pontiac, Olds V-8's	+125 lbs.	+25 lbs.
Ford Big Block or FE	+125 lbs.	+25 lbs.
Aluminum Heads, Small Block	-50 lbs.	-
Aluminum Heads, Big Block	-100 lbs.	-
without Power Steering	-25 lbs.	-
without Power Brakes	-25 lbs.	-
Wagon/Nomad	+50 lbs.	+200 lbs.
C-1500 Extended Cab	+250 lbs.	+250 lbs.

### ADJUST WEIGHT ACCORDINGLY:

STREET ROD OPTIONS	FRONT	REAR
Air Conditioning	+75 lbs.	+25 lbs.
Sedan (4-door)	+50 lbs.	+125 lbs.
Sedan Delivery	+50 lbs.	+200 lbs.
Roadster	-50 lbs.	-50 lbs.
Less Fenders	-100 lbs.	-75 lbs.
Big-Block V-8	+175 lbs.	+25 lbs.
Other Small Block V-8's	+75 lbs.	+25 lbs.

### NOT SURE WHAT SPRING RATE YOU NEED?

Here you will find spring rate charts for many popular vehicles and even custom suspension systems. This is a great resource in getting you pointed in the right direction.

### BUT WHAT IF MY SUSPENSION GEOMETRY IS HIGHLY MODIFIED?

Don't worry; the tech section of QA1.net has tons of resources, tools, and formulas to help with your spring selection in even the most modified of vehicles.





# BALL JOINTS, ROD ENDS, & LINKAGES



# BALL JOINTS

QA1's Ultimate Ball Joints offer a unique design that sets them apart from the competition. Extremely strong and wear resistant, QA1's ball joints are low friction and self-lubricating and allow for on-the-car adjustment.

## ULTIMATE LOW FRICTION OPERATION

Infinite preload adjustment allows breakaway torque to be set as low as 0 lbs\*ft for completely smooth, bind-free operation.

## OWNER REBUILDING IS SIMPLE

All parts are replaceable at economical prices, saving you money and keeping you on the track.



## What makes a QA1 Ball Joint the ultimate?

Low profile jam nut for consistent locking of ball joint components

High strength molded polymer cup provides low friction movement in low-load applications

Zinc plated torque nut for easy pre-load adjustment

Oil impregnated steel spider allows free movement under high loads

Black oxide coated ball stud designed for superior strength and minimal wear

Precision ground race provides excellent ball-to-race conformity for increased longevity

## STRENGTH YOU CAN RELY ON

Strong, durable studs use a special zone-induction heat-treating process so that under pressure, the studs are designed to bend, not break. Available in standard to +1" stud lengths for easy geometry changes. Fine tune your roll center and camber curve for that extra edge.

## BOLT-IN

Part	Taper	Housing Only	Stud Only	Stud Length	Length Difference	Some Popular Applications	Location	Interchange		
								Moog®	Afco®	Howe®
1210-101 1210-200B 1210-201B 1210-238B	7°	1210-501	9029-220 9029-200 9029-201 9029-238	3.542" 3.642" 4.042" 4.542"	Standard +0.1" +0.5" +1.0"	Fits Upper Taper of Pinto Spindles, 63-70 C10	Upper GM	K6024	20031LF	22300
1210-103 1210-202B 1210-203B	10°	1210-503	9029-221 9029-202 9029-203	3.850" 3.950" 4.350"	Standard +0.1" +0.5"	73-87 Chevy Pickup, GMC Trucks, Modified, Street Stocks	Upper GM	K6136	20032-1LF	22301
1210-104 1210-204B 1210-205B 1210-285B	10°	1210-504	9029-222 9029-204 9029-205 9029-285	3.593" 3.693" 4.093" 4.593"	Standard +0.1" +0.5" +1.0"	71-96 Impala, 70-81 Camaro/Firebird, 73-83 Chevelle/Malibu, 73-88 Monte Carlo, 73-81 Lemans, 75-79 Nova/Chevy II, S-10 Trucks	Upper GM	K5208	20032LF	22302
1210-113 1210-298B 1210-299B	7°	1210-513	9029-119 9029-298 9029-299	3.486" 3.986" 4.486"	Standard +0.5" +1.0"	67-69 Camaro/Firebird, 64-72 Chevelle/Malibu, 70-72 Monte Carlo, 68-74 Nova/Chevy II, 64-72 GTO	Upper GM	K5108	-	22303



## SCREW-IN

Part	Taper	Housing Only	Stud Only	Stud Length	Length Difference	Some Popular Applications	Location	Interchange		
								Moog®	Afco®	Howe®
1210-105 1210-300S 1210-200S 1210-201S 1210-238S	7°	1210-505	9029-220 9029-300 9029-200 9029-201 9029-238	3.542" 3.042" 3.642" 4.042" 4.542"	Standard -0.5" +0.1" +0.5" +1.0"	Fits Upper & Lower Tapers In Pinto Spindle, Small Chrysler, 62-78 Chrysler B-Body, 70-74 Chrysler E-Body, 73-76 Chrysler A-Body	Upper Mopar	K772	20034LF	22320
1210-102 1210-214S 1210-215S	10°	1210-502	9029-223 9029-214 9029-215	3.848" 3.948" 4.348"	Standard +0.1" +0.5"	71-76 Impala, Popular Late Models, Most Wide Type Cars	Lower GM	K6141T	20038LF	22410
1210-106 1210-216S 1210-217S	7°	1210-506	9029-224 9029-216 9029-217	4.143" 4.243" 4.643"	Standard +0.1" +0.5"	60-66 Imperial, Nearly All Strut Cars, Large Chrysler	Lower Mopar	K727 MP1003	20036LF	22412
1210-107 1210-206S 1210-207S	7°	1210-507	9029-225 9029-206 9029-207	3.871" 3.971" 4.371"	Standard +0.1" +0.5"	73-78 Charger, 73-74 GTX, 68-73 Road Runner, 79-80 Duster, Most Modifieds, Most Wide Type Cars	Lower Mopar	K719	20035	22418
1210-111 1210-212S 1210-213S	7°	1210-511	9029-229 9029-212 9029-213	3.803" 3.903" 4.303"	Standard +0.1" +0.5"	NASCAR, Willwood, Mustang II	Upper NASCAR	MP1002	-	-





PRESS-IN

Part	Taper	Housing Only	Stud Only	Stud Length	Length Difference	Some Popular Applications	Location	Interchange		
								Moog®	Afco®	Howe®
1210-108 1210-218P 1210-219P	10°	1210-508	9029-226 9029-218 9029-219	4.625" 4.725" 5.125"	Standard +0.1" +0.5"	71-87 C10, Impala Spindle, Impala Type Modifieds, Street Stocks	Lower GM	K6117T	20038-1LF	22419
1210-109 1210-208P 1210-209P	10°	1210-509	9029-227 9029-208 9029-209	3.641" 3.741" 4.141"	Standard +0.1" +0.5"	70-02 Camaro/Firebird, 73-88 Chevelle/Malibu, 77-96 Impala, 73-88 Monte Carlo, 75-79 Nova/Chevy II, S10, Mini Stocks	Lower GM	K6145T	20039LF	22420
1210-110 1210-210P 1210-211P	7°	1210-510	9029-228 9029-210 9029-211	3.396" 3.496" 3.896"	Standard +0.1" +0.5"	67-69 Camaro/Firebird, 64-72 Chevelle/Malibu, 70-72 Monte Carlo, 68-74 Nova/Chevy II, 64-72 GTO, LeMans, Most Popular Modifieds	Lower GM	K5103	20033LF	22421
1210-112 1210-214P 1210-215P	10°	1210-512	9029-223 9029-214 9029-215	3.848" 3.948" 4.348"	Standard +0.1" +0.5"	71-76 Impala, All Howe, Rayburn, GRT, Warrior, Port City, Popular Late Model, Most Wide Type Dirt Cars	Lower GM	K6141	-	22413
1210-115 1210-297P	7°	1210-515	9029-295 9029-297	4.248" 4.748"	Standard +0.5"	79-93 Mustang	Lower Ford	K8259	-	22426
1210-114 1210-296P	7°	1210-514	9029-294 9029-296	3.876" 4.376"	Standard +0.5"	94-04 Mustang	Lower Ford	K8749	-	22400

BALL JOINT ACCESSORIES

QA1's patented Ultimate Ball Joints are 100% owner rebuildable. We offer a variety of tools to help you rebuild them.

**SPANNER WRENCH**  
Part #1891-105

Spanner wrench that fits a 1" socket or wrench for adjusting QA1 ball joints.



**THREADED BALL JOINT PRESS-IN SLEEVE**  
Part #9033-226

Convert a screw-in ball joint (1210-102) to a press-in one (1210-112) with 2.185" O.D. Fits 1210-102 and 1210-106 ball joints.



**ALLEN HEX KEY**  
Part #1891-102

Allen hex key fits over the grease zerk on all QA1 ball joints and is used for setting ball joint pre-load.



**THREADED BALL JOINT WELD-IN SLEEVES**  
Part #9033-426

Small Mopar K772 Style Thread



Part #9033-427

Large Mopar K727 Style Thread

**BALL JOINT TOOL KIT**  
Part #1891-106

Socket-type ball joint tool kit includes a spanner socket (#1891-105) that fits a 1" socket or wrench and allen hex key (#1891-102) for adjusting pre-load and installing ball joint studs.



**WELDABLE UPPER BALL JOINT HOUSING**  
Part #9063-114

Made of 4130 chromoly steel, this ball joint housing welds directly into an upper control arm, provides additional shock clearance, and allows more negative camber to be used, all while using standard QA1 ball joint components. 1 7/16" ball studs only.



ROD ENDS

QA1 has a rod end for every motorsport need, from control arms to j-bars. Featuring precise tolerances to ensure consistency, QA1 rod ends deliver the strength, durability and quality you need. Since 1993, QA1 has provided high quality rod ends for racers and car builders.

Rod End	Style	Page	Body	Race	Commonly Used For	Benefits
<b>X Series</b> <b>MX Series</b> <i>(metric)</i>	Endura	131 (X Series)  139 (MX Series)	<ul style="list-style-type: none"> <li>Chromoly steel</li> <li>Heat treated</li> <li>Protective coated for corrosion resistance</li> </ul>	<ul style="list-style-type: none"> <li>High strength carbon fiber reinforced PTFE/nylon compound</li> </ul>	<ul style="list-style-type: none"> <li>High-load suspension applications</li> <li>Control arms, panhard bars, etc.</li> <li>Street/drag 4-link rods</li> <li>Dirt and asphalt circle track trailing arms and pullbars</li> </ul>	<ul style="list-style-type: none"> <li>Strongest, most wear resistant design available</li> <li>Self-sealing race does not require lubrication</li> <li>Chromoly body for extra strength</li> </ul>
<b>EX Series</b>	Endura	133	<ul style="list-style-type: none"> <li>Carbon steel</li> <li>Protective coated for corrosion resistance</li> </ul>	<ul style="list-style-type: none"> <li>High strength carbon fiber reinforced PTFE/nylon compound</li> </ul>	<ul style="list-style-type: none"> <li>Same applications as X Series, but when strength is not as big of a concern</li> </ul>	<ul style="list-style-type: none"> <li>Same wear properties and construction as the X Series, but with a carbon steel body</li> <li>Strength and durability on a budget</li> </ul>
<b>A Series</b>	Endura	134	<ul style="list-style-type: none"> <li>7075 aircraft aluminum</li> <li>Red anodized</li> </ul>	<ul style="list-style-type: none"> <li>High strength carbon fiber reinforced PTFE/nylon compound</li> </ul>	<ul style="list-style-type: none"> <li>Sprint car radius rods</li> <li>Front splitter/rear spoiler/rear wing support braces</li> </ul>	<ul style="list-style-type: none"> <li>Same wear properties and construction as the X Series, but with an aluminum body</li> <li>Self-lubricating and safer than 3-piece aluminum designs</li> </ul>
<b>PC Series</b>	2-Piece	135	<ul style="list-style-type: none"> <li>Chromoly steel</li> <li>Heat treated</li> <li>Black oxide coated</li> <li>PTFE lined optional (-T)</li> </ul>	<ul style="list-style-type: none"> <li>NA</li> </ul>	<ul style="list-style-type: none"> <li>Dirt and asphalt circle track 4-link rods, control arms, panhard bars, pull bars, torque arms, etc.</li> </ul>	<ul style="list-style-type: none"> <li>Can rotate easily even when under load</li> <li>Does not require lubrication when PTFE lined</li> <li>Chromoly body for extra strength</li> </ul>
<b>PCY-T Series</b>	2-Piece	135	<ul style="list-style-type: none"> <li>Chromoly steel</li> <li>Heat treated</li> <li>Black oxide coated</li> <li>PTFE lined</li> </ul>	<ul style="list-style-type: none"> <li>NA</li> </ul>	<ul style="list-style-type: none"> <li>Same applications as PC Series, but when more misalignment is needed</li> <li>Tie rods, diagonal links, unique upper control arms, etc.</li> </ul>	<ul style="list-style-type: none"> <li>Larger ball diameter allows for higher misalignment angle while still retaining strength</li> <li>Does not require lubrication</li> <li>Chromoly body for extra strength</li> </ul>
<b>C Series</b> <b>MC Series</b> <i>(metric)</i>	2-Piece	136 (C Series)  140 (MC Series)	<ul style="list-style-type: none"> <li>Carbon steel</li> <li>Protective coated for corrosion resistance</li> <li>PTFE lined optional (-T)</li> </ul>	<ul style="list-style-type: none"> <li>NA</li> </ul>	<ul style="list-style-type: none"> <li>Low-load applications</li> <li>Alternator brackets, shifter rods, lift arm braces, throttle and clutch linkages, etc.</li> </ul>	<ul style="list-style-type: none"> <li>Can rotate easily even under load</li> <li>Does not require lubrication when PTFE lined</li> <li>Economically priced</li> </ul>
<b>H Series</b> <b>MH Series</b> <i>(metric)</i>	3-Piece	137 (H Series)  141 (MH Series)	<ul style="list-style-type: none"> <li>Chromoly steel</li> <li>Heat treated</li> <li>Protective coated for corrosion resistance</li> </ul>	<ul style="list-style-type: none"> <li>Chromoly steel</li> <li>Corrosion and wear resistant</li> <li>Optional PTFE lined stainless steel race (-T)</li> </ul>	<ul style="list-style-type: none"> <li>High-load applications</li> <li>Not recommended in applications that side-load the rod end</li> </ul>	<ul style="list-style-type: none"> <li>A high-precision rod end designed to last when mounted properly</li> <li>Does not withstand side-loads as much as traditional 2-piece or Endura style rod ends</li> <li>Chromoly body for extra strength</li> <li>Does not require lubrication when PTFE lined</li> </ul>
<b>K Series</b>	3-Piece	138	<ul style="list-style-type: none"> <li>Carbon steel</li> <li>Heat treated</li> <li>Protective coated for corrosion resistance</li> </ul>	<ul style="list-style-type: none"> <li>Chromoly steel</li> <li>Corrosion and wear resistant</li> <li>Optional PTFE lined stainless steel race (-T)</li> </ul>	<ul style="list-style-type: none"> <li>High-load applications</li> <li>Not recommended in applications that side-load the rod end</li> </ul>	<ul style="list-style-type: none"> <li>Exactly like the H Series, but with a carbon steel body</li> <li>A high-precision rod end designed to last when mounted properly</li> <li>Does not withstand side-loads as much as traditional 2-piece or Endura style rod ends</li> <li>Does not require lubrication when PTFE lined</li> </ul>



## X SERIES

### BALL

- 52100 Bearing Steel
- Heat Treated
- Hard Chrome Plated
- Precision Ground

### RACE

- High Strength Carbon Fiber Reinforced PTFE/ Nylon Compound

### BODY

- Chromoly Steel
- Heat Treated
- Protective Coated for Corrosion Resistance

### EXCLUSIVE FEATURES

- Metal to Metal Support for Heavy Shock Loads
- Increased Cross-Sectional Thickness

### MALE

### DIMENSIONS IN INCHES

Right Hand	Left Hand	B + .0015 - .0005	W + .000 - .005	T ± .005	A ± .015	D ± .010	C + .062 - .031	Thread UNF-3A	Misalign. Angle a°	Ult. Radial Static Load (Lbs.)	Approx. Brg. Wgt. (Lbs.)
XMR3	XML3	0.1900	0.312	0.250	1.250	0.625	0.750	10-32	13	2,851	0.03
XMR4	XML4	0.2500	0.375	0.281	1.562	0.750	1.000	1/4-28	16	5,260	0.04
XMR4-5	XML4-5	0.2500	0.375	0.281	1.875	0.875	1.250	5/16-24	13	8,452	0.07
XMR5	XML5	0.3125	0.437	0.344	1.875	0.875	1.250	5/16-24	14	7,639	0.07
XMR5-6	XML5-6	0.3125	0.437	0.344	1.938	1.000	1.250	3/8-24	12	10,382	0.11
XMR6	XML6	0.3750	0.500	0.406	1.938	1.000	1.250	3/8-24	12	9,544	0.11
XMR6-7	XML6-7	0.3750	0.500	0.406	2.125	1.125	1.375	7/16-20	10	14,006	0.15
XMR7	XML7	0.4375	0.562	0.437	2.125	1.125	1.375	7/16-20	14	10,285	0.15
XMR7-8	XML7-8	0.4375	0.562	0.437	2.438	1.312	1.500	1/2-20	12	18,761	0.24
XMR8	XML8	0.5000	0.625	0.500	2.438	1.312	1.500	1/2-20	12	16,238	0.24
XMR8-10	XML8-10	0.5000	0.625	0.500	2.625	1.500	1.625	5/8-18	10	23,542	0.36
XMR8-12	XML8-12	0.5000	0.750	0.562	2.875	1.750	1.750	3/4-16	16	32,457	0.42
XMR10	XML10	0.6250	0.750	0.562	2.625	1.500	1.625	5/8-18	16	17,955	0.36
XMR10-12	XML10-12	0.6250	0.750	0.562	2.875	1.750	1.750	3/4-16	13	31,680	0.57
XMR12	XML12	0.7500	0.875	0.687	2.875	1.750	1.750	3/4-16	14	28,081	0.57
XMR12-14	XML12-14	0.7500	0.875	0.687	3.375	2.000	1.875	7/8-14	12	43,486	0.88
XMR14	XML14	0.8750	0.875	0.765	3.375	2.000	2.000	7/8-14	7	45,051	0.88
XMR16	XML16	1.0000	1.375	1.000	4.125	2.750	2.125	1 1/4-12	17	76,200	2.41
XMR16-1	XML16-1	1.0000	1.375	1.000	4.125	2.750	2.125	1-14*	17	76,200	2.13
XMR16-2	XML16-2	1.0000	1.375	1.000	4.125	2.750	2.125	1-12	17	76,200	2.13

\*Threads 1-14 UNS

### FEMALE

### DIMENSIONS IN INCHES

Right Hand	Left Hand	B + .0015 - .0005	W + .000 - .005	T ± .005	A ± .015	D ± .010	C + .062 - .031	Thread UNF-2B	Misalign. Angle a°	Ult. Radial Static Load (Lbs.)	Approx. Brg. Wgt. (Lbs.)
XFR3	XFL3	0.1900	0.312	0.250	1.062	0.625	0.562	10-32	13	3,733	0.04
XFR4	XFL4	0.2500	0.375	0.281	1.312	0.750	0.750	1/4-28	16	6,190	0.06
XFR5	XFL5	0.3125	0.437	0.344	1.375	0.875	0.750	5/16-24	14	7,639	0.09
XFR6	XFL6	0.3750	0.500	0.406	1.625	1.000	0.937	3/8-24	12	9,544	0.14
XFR7	XFL7	0.4375	0.562	0.437	1.812	1.125	1.062	7/16-20	14	10,285	0.19
XFR8	XFL8	0.5000	0.625	0.500	2.125	1.312	1.187	1/2-20	12	15,336	0.31
XFR10	XFL10	0.6250	0.750	0.562	2.500	1.500	1.500	5/8-18	16	17,955	0.45
XFR12	XFL12	0.7500	0.875	0.687	2.875	1.750	1.750	3/4-16	14	28,081	0.69
XFR16	XFL16	1.0000	1.375	1.000	4.125	2.750	2.125	1 1/4-12	17	76,200	2.11
XFR16-1	XFL16-1	1.0000	1.375	1.000	4.125	2.750	2.125	1-14*	17	76,200	2.58
XFR16-2	XFL16-2	1.0000	1.375	1.000	4.125	2.750	2.125	1-12	17	76,200	2.58

\*Threads 1-14 UNS

## EX SERIES

### BALL

- 52100 Bearing Steel
- Heat Treated
- Hard Chrome Plated
- Precision Ground

### RACE

- High Strength Carbon Fiber Reinforced PTFE/ Nylon Compound

### BODY

- Carbon Steel (Chromoly Steel - Mfr.'s Option)
- Protective Coated for Corrosion Resistance

### EXCLUSIVE FEATURES

- Metal to Metal Support for Heavy Shock Loads
- Increased Cross-Sectional Thickness

### MALE

### DIMENSIONS IN INCHES

Right Hand	Left Hand	B + .0015 - .0005	W + .000 - .005	T ± .005	A ± .015	D ± .010	C + .062 - .031	Thread UNF-3A	Misalign. Angle a°	Ult. Radial Static Load (Lbs.)	Approx. Brg. Wgt. (Lbs.)
EXMR3	EXML3	0.1900	0.312	0.250	1.250	0.625	0.750	10-32	13	1,169	0.03
EXMR4	EXML4	0.2500	0.375	0.281	1.562	0.750	1.000	1/4-28	16	2,158	0.04
EXMR5	EXML5	0.3125	0.437	0.344	1.875	0.875	1.250	5/16-24	14	2,784	0.07
EXMR6	EXML6	0.3750	0.500	0.406	1.938	1.000	1.250	3/8-24	12	3,915	0.11
EXMR6-7	EXML6-7	0.3750	0.500	0.406	2.125	1.125	1.375	7/16-20	10	7,180	0.15
EXMR7	EXML7	0.4375	0.562	0.437	2.125	1.125	1.375	7/16-20	14	4,218	0.15
EXMR7-8	EXML7-8	0.4375	0.562	0.437	2.438	1.312	1.500	1/2-20	12	9,620	0.24
EXMR8	EXML8	0.5000	0.625	0.500	2.438	1.312	1.500	1/2-20	12	10,001	0.24
EXMR8-10	EXML8-10	0.5000	0.625	0.500	2.625	1.500	1.625	5/8-18	10	12,807	0.36
EXMR10	EXML10	0.6250	0.750	0.562	2.625	1.500	1.625	5/8-18	16	11,226	0.36
EXMR10-12	EXML10-12	0.6250	0.750	0.562	2.875	1.750	1.750	3/4-16	13	18,000	0.57
EXMR12	EXML12	0.7500	0.875	0.687	2.875	1.750	1.750	3/4-16	14	16,565	0.57
EXMR14	EXML14	0.8750	0.875	0.765	3.375	2.000	2.000	7/8-14	7	22,843	0.88
EXMR16	EXML16	1.0000	1.375	1.000	4.125	2.750	2.125	1 1/4-12	17	43,541	2.41
EXMR16-1	EXML16-1	1.0000	1.375	1.000	4.125	2.750	2.125	1-14*	17	43,541	2.13
EXMR16-2	EXML16-2	1.0000	1.375	1.000	4.125	2.750	2.125	1-12	17	43,541	2.13

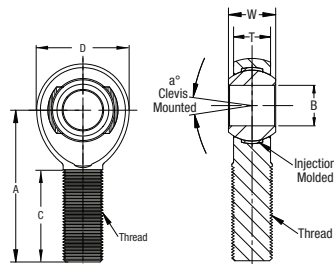
\*Threads 1-14 UNS

### FEMALE

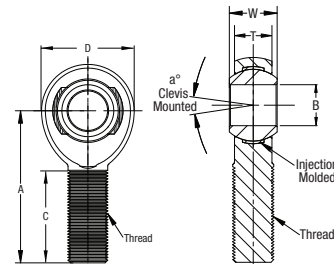
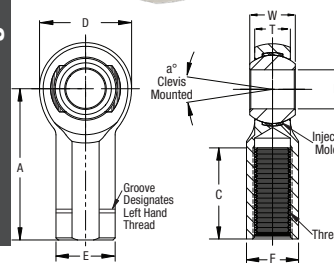
### DIMENSIONS IN INCHES

Right Hand	Left Hand	B + .0015 - .0005	W + .000 - .005	T ± .005	A ± .015	D ± .010	C + .062 - .031	Thread UNF-2B	Misalign. Angle a°	Ult. Radial Static Load (Lbs.)	Approx. Brg. Wgt. (Lbs.)
EXFR4	EXFL4	0.2500	0.375	0.281	1.312	0.750	0.750	1/4-28	16	2,539	0.06
EXFR5	EXFL5	0.3125	0.437	0.344	1.375	0.875	0.750	5/16-24	14	3,133	0.09
EXFR6	EXFL6	0.3750	0.500	0.406	1.625	1.000	0.937	3/8-24	12	3,915	0.14
EXFR7	EXFL7	0.4375	0.562	0.437	1.812	1.125	1.062	7/16-20	14	4,218	0.19
EXFR8	EXFL8	0.5000	0.625	0.500	2.125	1.312	1.187	1/2-20	12	10,001	0.31
EXFR10	EXFL10	0.6250	0.750	0.562	2.500	1.500	1.500	5/8-18	16	11,226	0.45
EXFR12	EXFL12	0.7500	0.875	0.687	2.875	1.750	1.750	3/4-16	14	16,848	0.69
EXFR16	EXFL16	1.0000	1.375	1.000	4.125	2.750	2.125	1 1/4-12	17	43,541	2.28

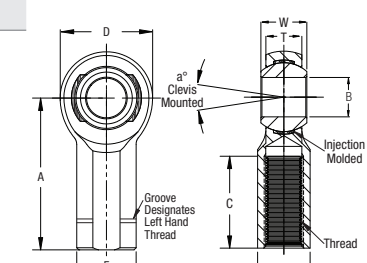
\*Threads 1-14 UNS



STUD CONFIGURATIONS AVAILABLE



STUD CONFIGURATIONS AVAILABLE





## A SERIES

### BALL

- 52100 Bearing Steel
- Heat Treated
- Hard Chrome Plated
- Precision Ground

### RACE

- High Strength Carbon Fiber Reinforced PTFE/ Nylon Compound

### BODY

- 7075 Aircraft Aluminum
- Color Anodized Red (Standard)\*

### EXCLUSIVE FEATURES

- Metal to Metal Support for Heavy Shock Loads
- Increased Cross-Sectional Thickness



STUD CONFIGURATIONS AVAILABLE



### MALE

#### DIMENSIONS IN INCHES

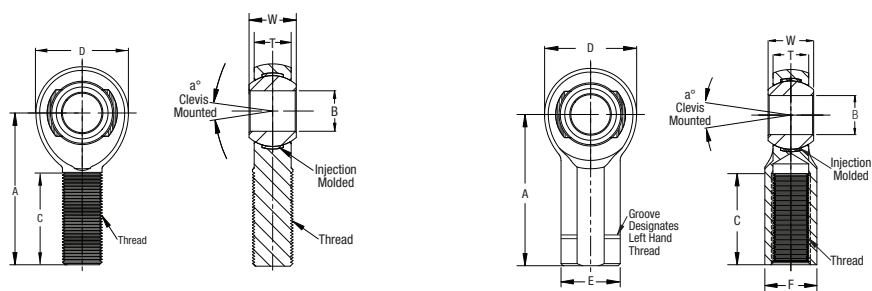
Right Hand	Left Hand	B + .0015 - .0005	W + .000 - .005	T ± .005	A ± .015	D ± .010	C + .062 - .031	Thread UNF-3A	Misalign. Angle a°	Ult. Radial Static Load (Lbs.)	Approx. Brg. Wgt. (Lbs.)
AMR3	AML3	0.1900	0.312	0.250	1.250	0.625	0.750	10-32	13	788	0.02
AMR4	AML4	0.2500	0.375	0.281	1.562	0.750	1.000	1/4-28	16	1,433	0.03
AMR5	AML5	0.3125	0.437	0.344	1.875	0.875	1.250	5/16-24	14	2,284	0.05
AMR5-6	AML5-6	0.3125	0.437	0.344	1.938	1.000	1.250	3/8-24	12	3,457	0.05
AMR6	AML6	0.3750	0.500	0.406	1.938	1.000	1.250	3/8-24	12	3,457	0.05
AMR6-7	AML6-7	0.3750	0.500	0.406	2.125	1.125	1.375	7/16-20	10	7,800	0.09
AMR6-8	-	0.3750	0.500	0.406	2.125	1.125	1.375	1/2-20	10	7,800	0.09
AMR7	AML7	0.4375	0.562	0.437	2.125	1.125	1.375	7/16-20	14	4,800	0.09
AMR7-8	AML7-8	0.4375	0.562	0.437	2.438	1.312	1.500	1/2-20	12	11,100	0.12
AMR8	AML8	0.5000	0.625	0.500	2.438	1.312	1.500	1/2-20	12	7,700	0.12
AMR8-10*	AML8-10*	0.5000	0.625	0.500	2.625	1.500	1.625	5/8-18	10	12,500	0.18
AMR10	AML10	0.6250	0.750	0.562	2.625	1.500	1.625	5/8-18	16	8,600	0.18
AMR10H	AML10H	0.6250	0.750	0.562	2.625	1.750	1.625	5/8-18	13	19,300	0.26
AMR10-12	AML10-12	0.6250	0.750	0.562	2.875	1.750	1.750	3/4-16	13	15,600	0.30
AMR12	AML12	0.7500	0.875	0.687	2.875	1.750	1.750	3/4-16	14	13,400	0.29
AMR12-757	-	0.7570	0.875	0.687	2.875	1.750	1.750	3/4-16	14	13,400	0.29

\*Available in red, purple and black.

### FEMALE

#### DIMENSIONS IN INCHES

Right Hand	Left Hand	B + .0015 - .0005	W + .000 - .005	T ± .005	A ± .015	D ± .010	C + .062 - .031	Thread UNF-2B	Misalign. Angle a°	Ult. Radial Static Load (Lbs.)	Approx. Brg. Wgt. (Lbs.)
AFR3	-	0.1900	0.312	0.250	1.062	0.625	0.562	10-32	13	1,453	0.03
AFR4	AFL4	0.2500	0.375	0.281	1.312	0.750	0.750	1/4-28	16	2,363	0.04
AFR5	AFL5	0.3125	0.437	0.344	1.375	0.875	0.750	5/16-24	14	2,780	0.06
AFR5-6	-	0.3125	0.437	0.344	1.625	1.000	0.937	3/8-24	14	4,512	0.09
AFR6	AFL6	0.3750	0.500	0.406	1.625	1.000	0.937	3/8-24	12	3,682	0.11



## PC & PCY SERIES

### BALL

- 52100 Bearing Steel
- Heat Treated
- Hard Chrome Plated

- Precision Ground
- High Misalignment (PCYM-T, PCYF-T)

### BODY

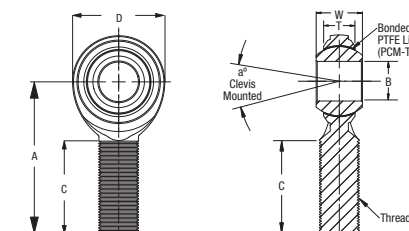
- Chromoly Steel
- Heat Treated
- Black Oxide Coated
- PTFE Lined (PCM-T, PCYM-T, PCYF-T)

### MALE

#### DIMENSIONS IN INCHES

Right Hand	Left Hand	B + .0015 - .0005	W + .000 - .005	T ± .005	A ± .015	D Ref.	C + .062 - .031	Thread UNF-3A	Misalign. Angle a°	PCM Ult. Radial Static Load (Lbs.)	PCM-T Ult. Radial Static Load (Lbs.)	Approx. Brg. Wgt. (Lbs.)
PCMR6(T)	PCML6(T)	0.3750	.5000	0.359	1.938	1.000	1.250	3/8-24	22	9,088	6,895	0.15
PCMR8(T)	PCML8(T)	0.5000	0.625	0.453	2.438	1.312	1.500	1/2-20	20	17,000	14,500	0.24
PCMR8-10(T)	PCML8-10(T)	0.5000	0.625	0.453	2.625	1.500	1.625	5/8-18	20	19,300	17,650	0.30
PCMR10(T)	PCML10(T)	0.6250	0.750	0.484	2.625	1.500	1.625	5/8-18	26	18,000	15,200	0.36
PCMR10-12(T)	PCML10-12(T)	0.6250	0.750	0.484	2.875	1.750	1.750	3/4-16	26	27,000	23,000	0.48
PCMR12(T)	PCML12(T)	0.7500	0.875	0.593	2.875	1.750	1.750	3/4-16	24	25,000	21,400	0.57

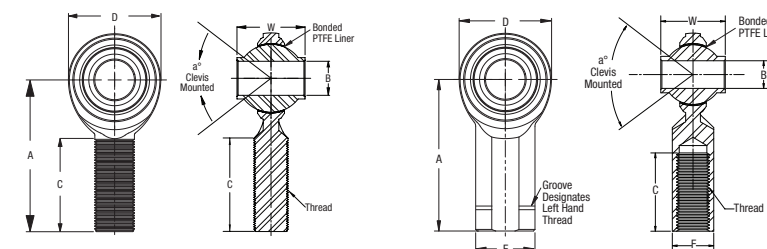
### STUD CONFIGURATIONS AVAILABLE



### HIGH MISALIGNMENT MALE

#### DIMENSIONS IN INCHES


Right Hand	Left Hand	B + .0015 - .0005	W + .000 - .005	A ± .015	D Ref.	C + .062 - .031	Thread UNF-3A	Misalign. Angle a°	Ult. Radial Static Load (Lbs.)	Approx. Brg. Wgt. (Lbs.)
PCYMR6T	PCYML6T	0.3750	0.875	2.125	1.125	1.375	3/8-24	55	11,050	0.14
PCYMR7T	PCYML7T	0.4375	1.000	2.438	1.312	1.500	7/16-20	58	14,449	0.22
PCYMR8T	PCYML8T	0.5000	1.250	2.625	1.500	1.625	1/2-20	65	16,240	0.33
PCYMR8-10T	PCYML8-10T	0.5000	1.250	2.875	1.750	1.750	5/8-18	65	24,158	0.44
PCYMR10T	PCYML10T	0.6250	1.375	2.875	1.750	1.750	5/8-18	64	21,219	0.51
PCYMR10-12T	PCYML10-12T	0.6250	1.375	3.375	2.000	2.000	3/4-16	64	30,290	0.68
PCYMR12T	PCYML12T	0.7500	1.500	3.375	2.000	2.000	3/4-16	61	29,127	0.79



### HIGH MISALIGNMENT FEMALE

#### DIMENSIONS IN INCHES

Right Hand	Left Hand	B + .0015 - .0005	W + .000 - .005	A ± .015	D Ref.	C + .062 - .031	E ± .010	F + .002 - .010	Thread UNF-2B	Misalign. Angle a°	Ult. Radial Static Load (Lbs.)	Approx. Brg. Wgt. (Lbs.)
PCYFR6T	PCYFL6T	0.375	0.875	2.125	1.125	1.062	0.687	0.562	3/8-24	55	11,050	0.20
PCYFR8T	PCYFL8T	0.500	1.250	2.625	1.500	1.375	0.875	0.750	1/2-20	65	16,240	0.43
PCYFR10T	PCYFL10T	0.625	1.375	2.875	1.750	1.562	1.000	0.875	5/8-18	64	21,219	0.57
PCYFR12T	PCYFL12T	0.750	1.500	3.375	2.000	1.785	1.125	1.000	3/4-16	61	29,127	0.84





## C SERIES



### BALL

- 52100 Bearing Steel
- Heat Treated

- Hard Chrome Plated
- Precision Ground

### BODY

- Carbon Steel
- PTFE Lined Optional (T)

- Protective Coated for Corrosion Resistance

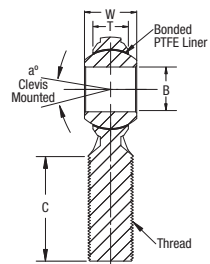
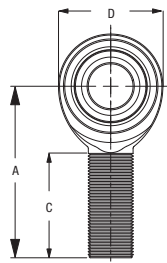
### MALE

### DIMENSIONS IN INCHES

Right Hand	Left Hand	B + .0025 - .0005	W + .000 - .005	T Ref.	A ± .015	D Ref.	C + .062 - .031	Thread	Misalign. Angle a°	Ult. Radial Static Load (Lbs.)	CM Ult. Radial Static Load (Lbs.)	CM(-T) Ult. Radial Static Load (Lbs.)	Approx. Brg. Wgt. (Lbs.)
CMR2*	CML2*	0.1250	0.250	0.175	0.937	0.500	0.562	6-32 UNC	22	700	-	0.01	
CMR3*(T)	CML3*(T)	0.1900	0.312	0.234	1.250	0.625	0.750	10-32	20	1,558	935	0.03	
CMR3-4*(T)	CML3-4*(T)	0.1900	0.312	0.234	1.562	0.750	1.000	1/4-28	20	3,435	2,233	0.04	
CMR4*(T)	CML4*(T)	0.2500	0.375	0.250	1.562	0.750	1.000	1/4-28	27	2,835	1,842	0.04	
CMR4-5*(T)	CML4-5*(T)	0.2500	0.375	0.250	1.875	0.875	1.250	5/16-24	27	5,534	3,297	0.06	
CMR5*(T)	CML5*(T)	0.3125	0.437	0.312	1.875	0.875	1.250	5/16-24	22	4,517	3,297	0.07	
CMR5-6*(T)	CML5-6*(T)	0.3125	0.437	0.312	1.938	1.000	1.250	3/8-24	22	6,853	4,934	0.10	
CMR6(T)	CML6(T)	0.3750	0.500	0.359	1.938	1.000	1.250	3/8-24	22	6,323	4,552	0.11	
CMR6-7(T)	CML6-7(T)	0.3750	0.500	0.359	2.125	1.125	1.375	7/16-20	22	8,278	5,795	0.14	
CMR6-8(T)	CML6-8(T)	0.3750	0.500	0.359	2.125	1.125	1.375	1/2-20	22	8,278	5,795	0.17	
CMR7(T)	CML7(T)	0.4375	0.562	0.406	2.125	1.125	1.375	7/16-20	21	7,897	5,527	0.15	
CMR7-6	-	0.4375	0.562	0.406	2.125	1.125	1.375	3/8-24	21	7,897	-	0.13	
CMR7-8(T)	CML7-8(T)	0.4375	0.562	0.406	2.438	1.312	1.500	1/2-20	21	11,191	8,740	0.22	
CMR8(T)	CML8(T)	0.5000	0.625	0.453	2.438	1.312	1.500	1/2-20	20	10,046	8,740	0.24	
CMR8-102	CML8-102	0.5000	1.150	0.453	2.438	1.312	1.500	1/2-20	26	10,046	-	0.24	
CMR8-10(T)	CML8-10(T)	0.5000	0.625	0.453	2.625	1.500	1.625	5/8-18	20	13,729	11,532	0.34	
CMR8-12(T)	CML8-12(T)	0.5000	0.750	0.484	2.625	1.500	1.625	3/4-16	26	11,385	9,563	0.42	
CMR10(T)	CML10(T)	0.6250	0.750	0.484	2.625	1.500	1.625	5/8-18	26	11,385	9,563	0.36	
CMR10-12(T)	CML10-12(T)	0.6250	0.750	0.484	2.875	1.750	1.750	3/4-16	26	16,922	14,214	0.51	
CMR12(T)	CML12(T)	0.7500	0.875	0.593	2.875	1.750	1.750	3/4-16	24	15,894	13,668	0.57	
CMR12-757	-	0.7570	0.875	0.593	2.875	1.750	1.750	3/4-16	24	15,894	-	0.56	
CMR12T-102**	-	0.7500	1.125	0.593	2.875	1.750	1.750	3/4-16	34	-	15,894	0.64	
CMR12T-105***	CML12T-105***	0.7500	0.875	0.593	3.875	1.750	2.750	3/4-16	24	-	21,400	0.657	

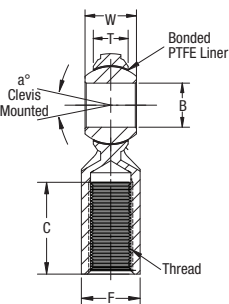
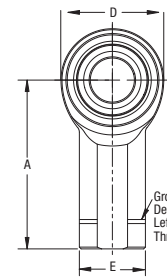
Add "T" after part number for PTFE lining.  
\*Grease fittings not available.

\*\*Comes with jam nut.  
\*\*\*Body made of chromoly steel.



**STUD CONFIGURATIONS AVAILABLE**

**GREASE FITTINGS AVAILABLE ON NON-PTFE LINED ROD ENDS**



### FEMALE

### DIMENSIONS IN INCHES

Right Hand	Left Hand	B + .0025 - .0005	W + .000 - .005	T Ref.	A ± .015	D Ref.	C + .062 - .031	Thread	Misalign. Angle a°	Ult. Radial Static Load (Lbs.)	CF Ult. Radial Static Load (Lbs.)	CF(-T) Ult. Radial Static Load (Lbs.)	Approx. Brg. Wgt. (Lbs.)
CFR2*	CFL2*	0.1250	0.250	0.175	0.812	0.500	0.437	6-32 UNC	22	1,510	-	0.02	
CFR3*(T)	CFL3*(T)	0.1900	0.312	0.234	1.062	0.625	0.500	10-32	20	2,079	935	0.04	
CFR3-4	-	0.1900	0.312	0.234	1.312	0.750	0.687	1/4-28	20	4,197	-	0.05	
CFR4(T)	CFL4(T)	0.2500	0.375	0.250	1.312	0.750	0.687	1/4-28	27	3,820	1,842	0.05	
CFR5(T)	CFL5(T)	0.3125	0.437	0.312	1.375	0.875	0.687	5/16-24	22	5,110	3,297	0.08	
CFR5-6	-	0.3125	0.437	0.359	1.625	1.000	0.812	3/8-24	22	6,323	-	0.10	
CFR6(T)	CFL6(T)	0.3750	0.500	0.359	1.625	1.000	0.812	3/8-24	22	6,323	4,552	0.13	
CFR7(T)	CFL7(T)	0.4375	0.562	0.406	1.812	1.125	0.937	7/16-20	21	7,897	5,527	0.18	
CFR8(T)	CFL8(T)	0.5000	0.625	0.453	2.125	1.312	1.062	1/2-20	20	10,046	8,740	0.29	
CFR10(T)	CFL10(T)	0.6250	0.750	0.484	2.500	1.500	1.375	5/8-18	26	11,385	9,563	0.43	
CFR12(T)	CFL12(T)	0.7500	0.875	0.593	2.875	1.750	1.562	3/4-16	24	15,894	13,668	0.65	

Add "T" after part number for PTFE lining.  
\*Grease fittings not available.

## H SERIES

### BALL

- 52100 Bearing Steel
- Heat Treated
- Hard Chrome Plated
- Precision Ground

### RACE

- Chromoly Steel
- Optional PTFE Lined Stainless Steel Race (T)

### BODY

- Chromoly Steel
- Heat Treated
- Protective Coated for Corrosion Resistance

### MALE

### DIMENSIONS IN INCHES

Right Hand	Left Hand	B + .0015 - .0005	W + .000 - .005	T ± .005	A ± .015	D ± .010	C + .062 - .031	Thread	Misalign. Angle a°	Ult. Radial Static Load (Lbs.)	Approx. Brg. Wgt. (Lbs.)
HMR3(T)	HML3(T)	0.1900	0.312	0.250	1.250	0.625	0.750	10-32	13	2,851	0.03
HMR3-4(T)	HML3-4	0.1900	0.312	0.250	1.562	0.750	1.000	1/4-28	10	5,260	0.04
HMR4(T)	HML4(T)	0.2500	0.375	0.281	1.562	0.750	1.000	1/4-28	16	5,260	0.04
HMR4-5(T)	HML4-5(T)	0.2500	0.375	0.281	1.875	0.875	1.250	5/16-24	13	8,452	0.07
HMR5(T)	HML5(T)	0.3125	0.437	0.344	1.875	0.875	1.250	5/16-24	14	7,639	0.07
HMR5-6T	HML5-6T	0.3125	0.437	0.344	1.938	1.000	1.250	3/8-24	12	12,978	0.11
HMR6(T)	HML6(T)	0.3750	0.500	0.406	1.938	1.000	1.250	3/8-24	12	9,544	0.11
HMR6-7(T)	HML6-7(T)	0.3750	0.500	0.406	2.125	1.125	1.375	7/16-20	10	17,508	0.16
HMR7(T)	HML7(T)	0.4375	0.562	0.437	2.125	1.125	1.375	7/16-20	14	10,285	0.16
HMR7-8(T)	HML7-8(T)	0.4375	0.562	0.437	2.438	1.312	1.500	1/2-20	12	23,452	0.25
HMR8(T)	HML8(T)	0.5000	0.625	0.500	2.438	1.312	1.500	1/2-20	12	16,238	0.25
HMR8H(T)	HML8H(T)	0.5000	0.625	0.500	2.625	1.500	1.625	1/2-20	12	28,250	0.34
HMR8-10(T)	HML8-10(T)	0.5000	0.625	0.500	2.625	1.500	1.625	5/8-18	10	31,390	0.38
HMR10(T)	HML10(T)	0.6250	0.750	0.562	2.625	1.500	1.625	5/8-18	16	17,995	0.38
HMR10H(T)	HML10H(T)	0.6250	0.750	0.562	2.875	1.750	1.750	5/8-18	16	37,500	0.52
HMR10-12(T)	HML10-12(T)	0.6250	0.750	0.562	2.875	1.750	1.750	3/4-16	13	40,572	0.60
HMR12(T)	HML12(T)	0.7500	0.875	0.687	2.875	1.750	1.750	3/4-16	14	28,081	0.60
HMR12H(T)	HML12H(T)	0.7500	0.875	0.687	3.375	2.000	1.875	3/4-16	12	52,900	0.92
HMR12-14(T)	HML12-14(T)	0.7500	0.875	0.687	3.375	2.000	1.875	7/8-14	12	55,692	0.92
HMR14(T)	HML14(T)	0.8750	0.875	0.765	3.375	2.000	2.000	7/8-14	7	45,051	0.90
HMR16(T)	HML16(T)	1.0000	1.375	1.000	4.125	2.750	2.125	1-1/4-12	17	76,200	2.41
HMR16(T)-1	HML16(T)-1	1.0000	1.375	1.000	4.125	2.750	2.125	1-14*	17	76,200	2.13
HMR16(T)-2	HML16-2	1.0000	1.375	1.000	4.125	2.750	2.125	1-12	17	76,200	2.13

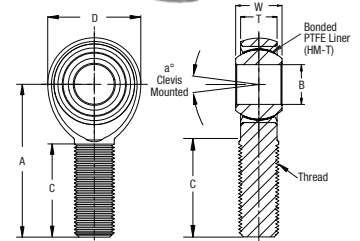
Add "T" after part number for PTFE lining.  
\*Threads 1-14 UNS.

### FEMALE

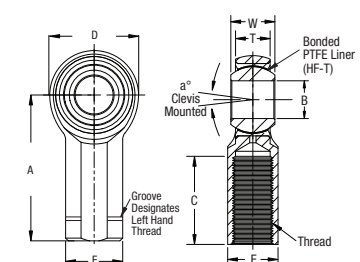
### DIMENSIONS IN INCHES

Right Hand	Left Hand	B + .0015 - .0005	W + .000 - .005	T ± .005	A ± .015	D ± .010	C + .062 - .031	Thread	Misalign. Angle a°	Ult. Radial Static Load (Lbs.)	Approx. Brg. Wgt. (Lbs.)
HFR3(T)	HFL3(T)	0.1900	0.312	1.062	1.062	0.625	0.562	10-32	13	3,327	0.04
HFR4(T)	HFL4(T)	0.2500	0.375	1.312	1.312	0.750	0.750	1/4-28	16	6,190	0.06
HFR5(T)	HFL5(T)	0.3125	0.437	1.375	1.375	0.875	0.750	5/16-24	14	7,639	0.09
HFR6(T)	HFL6(T)	0.3750	0.500	1.625	1.625	1.000	0.937	3/8-24	12	9,544	0.15
HFR7(T)	HFL7(T)	0.4375	0.562	1.812	1.812	1.125	1.062	7/16-20	14	10,285	0.20
HFR8(T)	HFL8(T)	0.5000	0.625	2.125	2.125	1.312	1.187	1/2-20	12	15,336	0.33
HFR10(T)	HFL10(T)	0.6250	0.750	2.500	2.500	1.500	1.500	5/8-18	16	17,955	0.48
HFR12(T)	HFL12(T)	0.7500	0.875	2.875	2.875	1.750	1.750	3/4-16	14	28,081	0.72
HFR14(T)	HFL14	0.8750	0.875	3.375	3.375	2.000	1.875	7/8-14	7	45,051	1.03
HFR16(T)	HFL16(T)	1.0000	1.375	4.125	4.125	2.750	2.125	1-1/4-12	17	76,200	2.28
HFR16-1	HFL16-1	1.0000	1.375	4.125	4.125	2.750	2.125	1-14*	17	76,200	2.58
HFR16-2	HFL16-2	1.0000	1.375	4.125	4.125	2.750	2.125	1-12	17	76,200	2.58

Add "T" after part number for PTFE lining.  
\*Threads 1-14 UNS.



**STUD CONFIGURATIONS AVAILABLE**





**K SERIES**



**BALL**

- 52100 Bearing Steel
- Heat Treated
- Hard Chrome Plated
- Precision Ground

**RACE**

- Chromoly Steel
- Corrosion and Wear Resistant
- Optional PTFE Lined Stainless Steel Race (T)

**BODY**

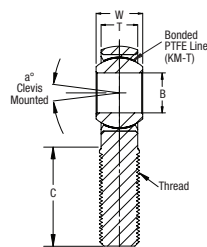
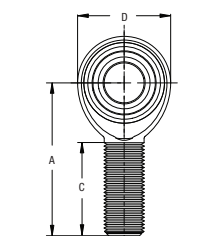
- Carbon Steel (Chromoly Steel - Mfr.'s Option)
- Protective Coated for Corrosion Resistance
- Corrosion and Wear Resistant

**MALE**

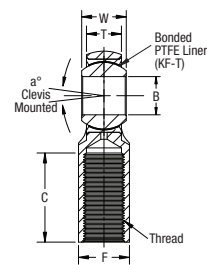
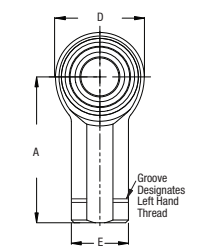
**DIMENSIONS IN INCHES**

Right Hand	Left Hand	B +.0015 -.0005	W +.000 -.005	T ± .005	A ± .015	D ± .010	C +.062 -.031	Thread	Misalign. Angle a°	Ult. Radial Static Load (Lbs.)	Approx. Brg. Wgt. (Lbs.)
KMR3(T)	KML3(T)	0.1900	0.312	0.250	1.250	0.625	0.750	10-32	13	1,169	0.03
KMR3-4(T)	KML3-4	0.1900	0.312	0.250	1.562	0.750	1.000	1/4-28	10	2,158	0.04
KMR4(T)	KML4(T)	0.2500	0.375	0.281	1.562	0.750	1.000	1/4-28	16	2,158	0.04
KMR4-5(T)	KML4-5(T)	0.2500	0.375	0.281	1.875	0.875	1.250	5/16-24	13	3,467	0.07
KMR5(T)	KML5(T)	0.3125	0.437	0.344	1.875	0.875	1.250	5/16-24	14	2,784	0.07
KMR5-6T	KML5-6T	0.3125	0.437	0.344	1.938	1.000	1.250	3/8-24	12	5,323	0.11
KMR6(T)	KML6(T)	0.3750	0.500	0.406	1.938	1.000	1.250	3/8-24	12	3,915	0.11
KMR6-7(T)	KML6-7(T)	0.3750	0.500	0.406	2.125	1.125	1.375	7/16-20	10	7,180	0.16
KMR7(T)	KML7(T)	0.4375	0.562	0.437	2.125	1.125	1.375	7/16-20	14	4,218	0.16
KMR7-8(T)	KML7-8(T)	0.4375	0.562	0.437	2.438	1.312	1.500	1/2-20	12	9,620	0.24
KMR8(T)	KML8(T)	0.5000	0.625	0.500	2.438	1.312	1.500	1/2-20	12	6,660	0.25
KMR8-10(T)	KML8-10(T)	0.5000	0.625	0.500	2.625	1.500	1.625	5/8-18	10	12,807	0.37
KMR10(T)	KML10(T)	0.6250	0.750	0.562	2.625	1.500	1.625	5/8-18	16	7,364	0.38
KMR10-12(T)	KML10-12(T)	0.6250	0.750	0.562	2.875	1.750	1.750	3/4-16	13	16,565	0.57
KMR12(T)	KML12(T)	0.7500	0.875	0.687	2.875	1.750	1.750	3/4-16	14	11,518	0.60
KMR12-14(T)	KML12-14(T)	0.7500	0.875	0.687	3.375	2.000	1.875	7/8-14	12	22,843	0.92
KMR14(T)	KML14(T)	0.8750	0.875	0.765	3.375	2.000	2.000	7/8-14	7	18,476	0.92
KMR16(T)	KML16(T)	1.0000	1.375	1.000	4.125	2.750	2.125	1 1/4-12	17	43,541	2.41
KMR16(T)-1	KML16(T)-1	1.0000	1.375	1.000	4.125	2.750	2.125	1-14*	17	43,541	2.13
KMR16(T)-2	KML16-2	1.0000	1.375	1.000	4.125	2.750	2.125	1-12	17	43,541	2.13

Add "T" after part number for PTFE lining.  
\*Threads 1-14 UNS.



**STUD CONFIGURATIONS AVAILABLE**



**FEMALE**

**DIMENSIONS IN INCHES**

Right Hand	Left Hand	B +.0015 -.0005	W +.000 -.005	T ± .005	A ± .015	D ± .010	C +.062 -.031	Thread	Misalign. Angle a°	Ult. Radial Static Load (Lbs.)	Approx. Brg. Wgt. (Lbs.)
KFR3(T)	KFL3(T)	0.1900	0.312	0.250	1.062	0.625	0.562	10-32	13	1,531	0.04
KFR4(T)	KFL4(T)	0.2500	0.375	0.281	1.312	0.750	0.750	1/4-28	16	2,539	0.06
KFR5(T)	KFL5(T)	0.3125	0.437	0.344	1.375	0.875	0.750	5/16-24	14	3,133	0.09
KFR6(T)	KFL6(T)	0.3750	0.500	0.406	1.625	1.000	0.937	3/8-24	12	3,915	0.15
KFR7(T)	KFL7(T)	0.4375	0.562	0.437	1.812	1.125	1.062	7/16-20	14	4,218	0.20
KFR8(T)	KFL8(T)	0.5000	0.625	0.500	2.125	1.312	1.187	1/2-20	12	6,660	0.33
KFR10(T)	KFL10(T)	0.6250	0.750	0.562	2.500	1.500	1.500	5/8-18	16	7,364	0.48
KFR12(T)	KFL12(T)	0.7500	0.875	0.687	2.875	1.750	1.750	3/4-16	14	11,518	0.72
KFR14(T)	KFL14(T)	0.8750	0.875	0.765	3.375	2.000	1.875	7/8-14	7	18,476	1.03
KFR16(T)	KFL16(T)	1.0000	1.375	1.000	4.125	2.750	2.125	1 1/4-12	17	40,889	2.28
KFR16-1	KFL16-1	1.0000	1.375	1.000	4.125	2.750	2.125	1-14*	17	43,541	2.58
KFR16-2	KFL16-2	1.0000	1.375	1.000	4.125	2.750	2.125	1-12	17	43,541	2.58

Add "T" after part number for PTFE lining.  
\*Threads 1-14 UNS.

**MX SERIES**

**BALL**

- 52100 Bearing Steel
- Heat Treated
- Hard Chrome Plated
- Precision Ground

**RACE**


- High Strength Carbon Fiber Reinforced PTFE/ Nylon Compound

**BODY**

- Chromoly Steel
- Heat Treated
- Protective Coated for Corrosion Resistance

**EXCLUSIVE FEATURES**

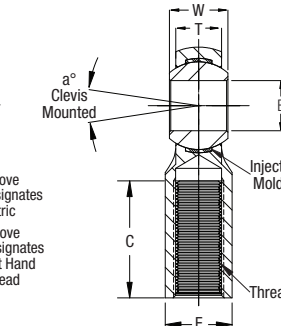
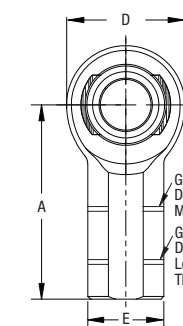
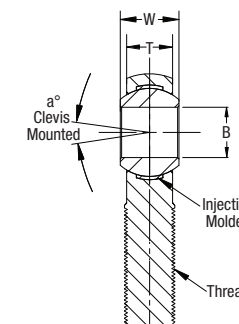
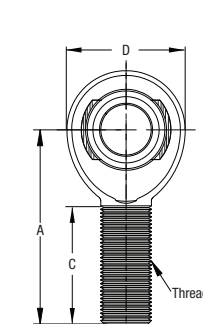
- Metal-to-Metal Support for Heavy Shock Loads
- Increased Cross-Sectional Thickness for Greater Tensile Strength



**MALE**

**DIMENSIONS IN MILLIMETERS**

Right Hand	Left Hand	B +.065 -.012	W +.000 -.13	T ± .12	A ± .4	D ± .38	Ball Dia. Ref.	C + 1.5 -.75	Thread 6g	Misalign. Angle a°	Ult. Radial Static Load (Newtons)	Approx. Brg. Wgt. (Grams)
MXMR6	MXML6	6	9	7.00	36	19.00	12.70	22	M6X1.0	13	18,186	19
MXMR8	MXML8	8	12	8.75	42	22.25	15.88	25	M8X1.25	18	33,114	33
MXMR10	MXML10	10	14	10.50	48	27.00	19.05	29	M10X1.5	17	52,476	57
MXMR12	MXML12	12	16	12.00	54	30.00	22.23	33	M12X1.75	17	68,147	82
MXMR14	MXML14	14	19	13.50	60	34.75	25.40	36	M14X2.0	21	90,386	125
MXMR16	MXML16	16	21	14.25	66	38.00	28.58	40	M16X2.0	23	97,714	168



**STUD CONFIGURATIONS AVAILABLE**

**FEMALE**

**DIMENSIONS IN MILLIMETERS**

Right Hand	Left Hand	B +.065 -.012	W +.000 -.13	T ± .12	A ± .4	D ± .38	E ± .25	F ± .25	Ball Dia. Ref.	C + 1.5 -.75	Thread 6H	Misalign. Angle a°	Ult. Radial Static Load (Newtons)	Approx. Brg. Wgt. (Grams)
MXFR6	MXFL6	6	9	7.00	30	19.00	13	11	12.70	14	M6X1.0	13	34,399	29
MXFR8	MXFL8	8	12	8.75	36	22.25	16	14	15.88	17	M8X1.25	18	41,710	51
MXFR10	MXFL10	10	14	10.50	43	27.00	19	17	19.05	21	M10X1.5	17	63,442	86
MXFR12	MFL12	12	16	12.00	50	30.00	22	19	22.23	24	M12X1.75	17	68,147	124
MXFR14	MXFL14	14	19	13.50	57	34.75	25	22	25.40	27	M14X2.0	21	90,386	184
MXFR16	MXFL16	16	21	14.25	64	38.00	27	22	28.58	33	M16X2.0	23	97,714	223





## MC SERIES

### BALL

- 52100 Bearing Steel
- Heat Treated
- Hard Chrome Plated
- Precision Ground

### BODY

- Carbon Steel
- Protective Coated for Corrosion Resistance



### MALE

### DIMENSIONS IN MILLIMETERS

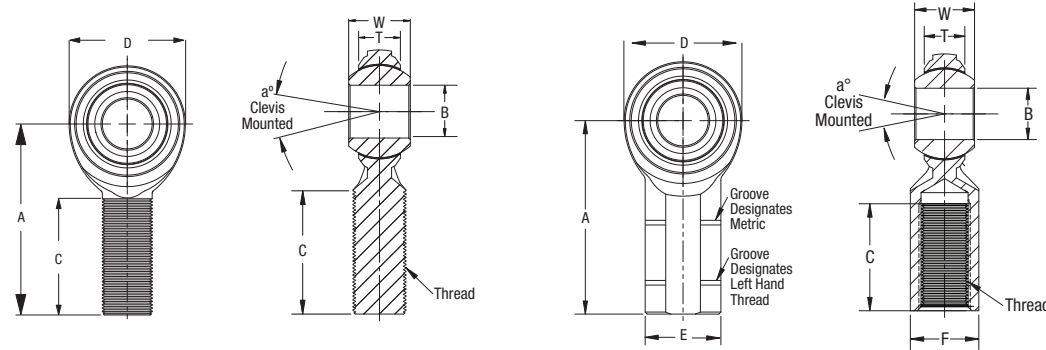
Right Hand	Left Hand	B + .065 - .012	W ± .12	T Ref.	A ± .40	D Ref.	Ball Dia. Ref.	C ± 1.00	Thread 6g	Misalign. Angle a°	Ult. Radial Static Load (Newtons)	Approx. Brg. Wgt. (Grams)
MCMR5*	MCML5*	5	8	5.75	33	16.00	11.10	20	M5X.08	22	5,168	12
MCMR6*	MCML6*	6	9	6.25	36	19.00	12.70	22	M6X1.0	23	7,296	18
MCMR8*	MCML8*	8	12	8.00	42	22.25	15.88	25	M8X1.25	28	13,591	31
MCMR10	MCML10	10	14	9.50	48	27.00	19.05	29	M10X1.5	26	21,024	68
MCMR12	MCML12	12	16	10.75	54	30.00	22.23	33	M12X1.75	27	25,819	78
MCMR14	MCML14	14	19	12.25	60	34.75	25.40	36	M14X2.0	30	35,214	118
MCMR16	MCML16	16	21	12.75	66	38.00	28.58	40	M16X2.0	33	37,391	173
MCMR20	MCML20	20	25	16.25	78	46.00	34.93	47	M20X1.5	29	57,101	290

\*Grease fittings not available.

Load ratings apply only to rod ends without grease fittings. For ratings with grease fittings, please contact us.

STUD CONFIGURATIONS AVAILABLE

GREASE FITTINGS AVAILABLE



### FEMALE

### DIMENSIONS IN MILLIMETERS

Right Hand	Left Hand	B + .065 - .012	W ± .12	T Ref.	A ± .40	D Ref.	E ± .25	F ± .25	Ball Dia. Ref.	C ± 1.00	Thread 6H	Misalign. Angle a°	Ult. Radial Static Load (Newtons)	Approx. Brg. Wgt. (Grams)
MCFR5*	MCFL5*	5	8	5.75	27	16.00	11	9	11.10	14	M5X.08	22	8,247	18
MCFR6	MCFL6	6	9	6.25	30	19.00	13	11	12.70	14	M6X1.0	23	11,895	25
MCFR8	MCFL8	8	12	8.00	36	22.25	16	14	15.88	17	M8X1.25	28	15,190	40
MCFR10	MCFL10	10	14	9.50	43	27.00	19	17	19.05	21	M10X1.5	26	22,750	80
MCFR12	MCFL12	12	16	10.75	50	30.00	22	19	22.23	24	M12X1.75	27	25,819	95
MCFR14	MCFL14	14	19	12.25	57	34.75	25	22	25.40	27	M14X2.0	30	35,214	160
MCFR16	MCFL16	16	21	12.75	64	38.00	27	22	28.58	33	M16X2.0	33	37,391	215
MCFR20	MCFL20	20	25	16.25	77	46.00	34	30	34.93	40	M20X1.5	29	57,101	350

\*Grease fittings not available.

Load ratings apply only to rod ends without grease fittings. For ratings with grease fittings, please contact us.

## MH SERIES

### BALL


- 52100 Bearing Steel
- Heat Treated
- Hard Chrome Plated

### RACE

- Chromoly Steel
- Heat Treated
- PTFE Lined Optional (T)

### BODY

- Chromoly Steel
- Heat Treated
- Protective Coated for Corrosion Resistance

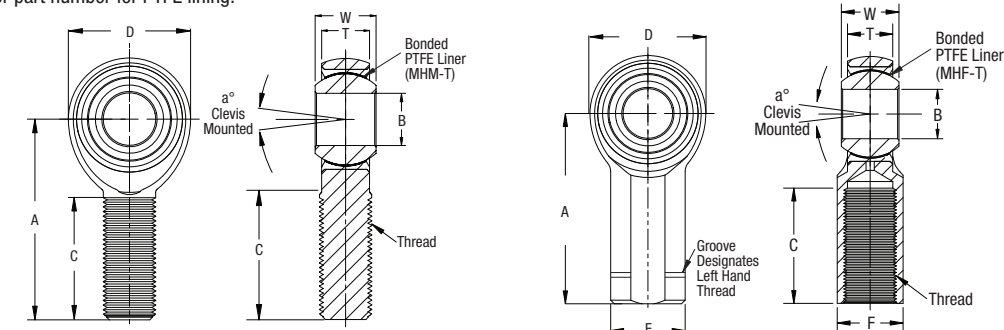


### MALE

### DIMENSIONS IN MILLIMETERS

Right Hand	Left Hand	B + .065 - .012	W ± .12	T ± .12	A ± .40	D ± .38	Ball Dia. Ref.	C ± 1.0	Thread 6g	Misalign. Angle a°	Ult. Radial Static Load (Newtons)	Approx. Brg. Wgt. (Grams)
MHMR5(T)	MHML5(T)	5	8	6.25	33	16.00	11.10	20	M5X0.8	14	12,611	13
MHMR6(T)	MHML6(T)	6	9	7.00	36	19.00	12.70	22	M6X1.0	13	17,720	18
MHMR8(T)	MHML8(T)	8	12	8.75	42	22.25	15.88	25	M8X1.25	18	33,135	31
MHMR8-1(T)	MHML8-1(T)	8	12	8.75	42	22.25	15.88	25	M8X1.0	18	33,135	31
MHMR10(T)	MHML10(T)	10	14	10.50	48	27.00	19.05	29	M10X1.5	17	50,227	68
MHMR10-1(T)	MHML10-1(T)	10	14	10.50	48	27.00	19.05	29	M10x1.25	17	50,227	68
MHMR12(T)	MHML12(T)	12	16	12.00	54	30.00	22.23	33	M12X1.75	17	44,490	78
MHMR12-1(T)	MHML12-1(T)	12	16	12.00	54	30.00	22.23	33	M12X1.25	17	44,490	78
MHMR14(T)	MHML14(T)	14	19	13.50	60	34.75	25.40	36	M14X2.0	21	71,741	118
MHMR14-1(T)	MHML14-1(T)	14	19	13.50	60	34.75	25.40	36	M14X1.5	21	71,741	118
MHMR16(T)	MHML16(T)	16	21	14.25	66	38.00	28.58	40	M16X2.0	23	76,291	173
MHMR16-1(T)	MHML16-1(T)	16	21	14.25	66	38.00	28.58	40	M16X1.5	23	76,291	173
MHMR20(T)	MHML20(T)	20	25	18.00	78	46.00	34.93	47	M20X1.5	20	120,212	290
MHMR20-1(T)	MHML20-1(T)	20	25	18.00	78	46.00	34.93	47	M20X2.5	20	120,212	290

Add "T" after part number for PTFE lining.



STUD CONFIGURATIONS AVAILABLE

### FEMALE

### DIMENSIONS IN MILLIMETERS

Right Hand	Left Hand	B + .065 - .012	W ± .12	T ± .12	A ± .40	D ± .38	E ± .25	F ± .25	Ball Dia. Ref.	C ± 1.0	Thread 6H	Misalign. Angle a°	Ult. Radial Static Load (Newtons)	Approx. Brg. Wgt. (Grams)
MHFR5(T)	MHFL5(T)	5	8	6.25	27	16.00	11	9	11.10	14	M5X0.8	14	16,396	17
MHFR6(T)	MHFL6(T)	6	9	7.00	30	19.00	13	11	12.70	14	M6X1.0	13	23,535	25
MHFR8(T)	MHFL8(T)	8	12	8.75	36	22.25	16	14	15.88	17	M8X1.25	18	33,203	40
MHFR8-1(T)	MHFL8-1(T)	8	12	8.75	36	22.25	16	14	15.88	17	M8X1.0	18	33,203	40
MHFR10(T)	MHFL10(T)	10	14	10.50	43	27.00	19	17	19.05	21	M10X1.5	17	50,227	80
MHFR10-1(T)	MHFL10-1(T)	10	14	10.50	43	27.00	19	17	19.05	21	M10X1.25	17	50,227	80
MHFR12(T)	MHFL12(T)	12	16	12.00	50	30.00	22	19	22.23	24	M12X1.75	17	44,490	95
MHFR12-1(T)	MHFL12-1(T)	12	16	12.00	50	30.00	22	19	22.23	24	M12X1.25	17	44,490	95
MHFR14(T)	MHFL14(T)	14	19	13.50	57	34.75	25	22	25.40	27	M14X2.0	21	71,741	160
MHFR14-1(T)	MHFL14-1(T)	14	19	13.50	57	34.75	25	22	25.40	27	M14X1.5	21	71,741	160
MHFR16(T)	MHFL16(T)	16	21	14.25	64	38.00	27	22	28.58	33	M16X2.0	23	76,291	215
MHFR16-1(T)	MHFL16-1(T)	16	21	14.25	64	38.00	27	22	28.58	33	M16X1.5	23	76,291	215
MHFR20(T)	MHFL20(T)	20	25	18.00	77	46.00	34	30	34.93	40	M20X1.5	20	120,212	350
MHFR20-1(T)	MHFL20-1(T)	20	25	18.00	77	46.00	34	30	34.93	40	M20X2.5	20	120,212	350

Add "T" after part number for PTFE lining.



Linkages



# LINKAGES | Spherical Bearings

Spherical bearings are used whenever motion is needed to change the alignment of an axis.

## BEARING STEEL BEARINGS

### BALL

- 52100 Bearing Steel
- Heat Treated
- Hard Chrome Plated
- Precision Ground

### RACE

- Chromoly Steel (COM / MCOM)
- Heat Treated
- PTFE Lined Optional (COM-T / HCOM-T) / MCOM-T

### COM(-T) INCH SERIES

COM Metal to Metal	COM-T PTFE Lined	B +.0015 - .0005	D +.0000 - .0007	T ± .005	W ± .005	O Flat Dia. Ref.	M Cham. Ref.	Ball Dia. Ref.	Misalign. Angle a°	Ult. Radial Static Load (Lbs.)	Approx. Brg. Wgt. (Lbs.)
COM2	-	0.1650	0.4687	0.187	0.250	0.235	0.020	0.343	9.0	3,200	0.01
COM3	COM3T	0.1900	0.5625	0.218	0.281	0.293	0.015	0.406	11.0	4,875	0.01
COM4	COM4T	0.2500	0.6562	0.250	0.343	0.364	0.022	0.500	13.5	7,425	0.02
COM5	COM5T	0.3125	0.7500	0.281	0.375	0.419	0.032	0.562	12.0	9,713	0.03
COM6	COM6T	0.3750	0.8125	0.312	0.406	0.516	0.032	0.656	10.0	12,600	0.04
COM7	COM7T	0.4375	0.9062	0.343	0.437	0.530	0.032	0.687	8.0	14,180	0.05
COM8	COM8T	0.5000	1.0000	0.390	0.500	0.640	0.032	0.781	9.5	19,875	0.07
COM9	COM9T	0.5625	1.0937	0.437	0.562	0.710	0.032	0.875	9.5	24,945	0.09
COM10	COM10T	0.6250	1.1875	0.500	0.625	0.780	0.032	0.968	8.5	31,920	0.11
COM12	COM12T	0.7500	1.4375	0.593	0.750	0.920	0.044	1.187	9.0	47,880	0.20
COM12-757	-	0.7570	1.4375	0.593	0.750	0.920	0.044	1.187	9.0	47,880	0.20
COM14	COM14T	0.8750	1.5625	0.703	0.875	0.980	0.044	1.312	9.5	62,940	0.26
COM16	COM16T	1.0000	1.7500	0.797	1.000	1.118	0.044	1.500	10.0	82,800	0.39
HCOM16	HCOM16T	1.0000	2.0000	0.781	1.000	1.360	0.032	1.687	9.0	106,230	0.55
HCOM19	HCOM19T	1.1875	2.3750	0.937	1.187	1.610	0.032	2.000	8.5	151,095	0.90
HCOM20	HCOM20T	1.2500	2.3750	0.937	1.187	1.610	0.032	2.000	8.5	151,095	0.90
HCOM24	HCOM24T	1.5000	2.7500	1.094	1.375	1.860	0.032	2.312	8.5	203,925	1.36
HCOM28	HCOM28T	1.7500	3.1250	1.250	1.562	2.110	0.044	2.625	8.0	264,555	1.95
HCOM32	HCOM32T	2.0000	3.5000	1.375	1.750	2.360	0.044	2.937	8.5	325,590	2.66

### MCOM(-T) METRIC SERIES

MCOM Metal to Metal	MCOM-T PTFE Lined	B +.065 - .013	D +.000 - .018	T ± .13	W ± .13	O Flat Dia. Ref.	M Cham. Ref.	Ball Dia. Ref.	Misalign. Angle a°	Ult. Radial Static Load (Newtons)	Approx. Brg. Wgt. (Grams)
MCOM5	MCOM5T	5	16	6.00	8	7.68	0.5	11.10	12.5	27,555	9
MCOM6	MCOM6T	6	18	6.75	9	8.93	0.5	12.70	12.5	35,459	13
MCOM8	MCOM8T	8	22	9.00	12	10.35	0.8	15.88	14.0	59,121	24
MCOM10	MCOM10T	10	26	10.50	14	12.88	0.8	19.05	13.5	82,744	40
MCOM12	MCOM12T	12	30	12.00	16	15.39	0.8	22.23	13.0	112,829	80
MCOM14	MCOM14T	14	34	13.50	19	16.86	1.0	25.40	16.0	141,845	110
MCOM16	MCOM16T	16	38	15.00	21	19.34	1.0	28.58	15.0	177,343	130
MCOM18	MCOM18T	18	42	16.50	23	21.89	1.0	31.75	15.0	216,714	170
MCOM20	MCOM20T	20	46	18.00	25	24.35	1.0	34.93	14.5	260,086	230
MCOM22	MCOM22T	22	50	20.00	28	25.84	1.5	38.10	15.0	315,216	280
MCOM25	MCOM25T	25	56	22.00	31	29.60	1.5	42.86	15.0	390,056	390
MCOM30	MCOM30T	30	66	25.00	37	34.81	1.5	50.80	17.0	525,360	610

### SLB SERIES

#### BALL

- 52100 Bearing Steel
- Heat Treated
- Hard Chrome Plated
- Precision Ground

#### LINER

- High Strength Carbon Fiber Reinforced PTFE/Nylon Compound

#### RACE

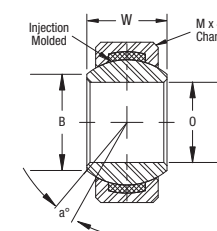
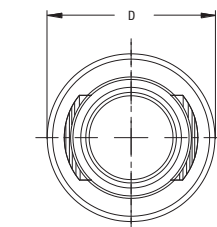
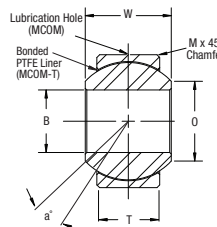
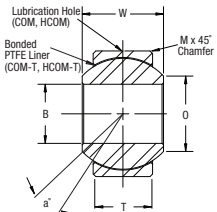
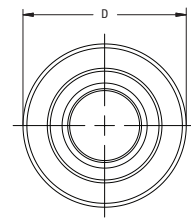
- Stainless Steel
- Heat Treated



Part Number	B +.0015 - .0005	D +.0000 - .0007	T ± .005	W ± .005	O Flat Dia. Ref.	M Cham. Ref.	Ball Dia. Ref.	Misalign. Angle a°	Ult. Radial Static Load Lbs.	Ult. Axial Push-Out Load (Lbs.)	Approx. Brg. Wgt. (Lbs.)
SLB8	.5000	1.0000	0.390	0.500	0.640	0.032	0.781	9.5	4,662	2,960	0.06
SLB10	.6250	1.1875	0.500	0.625	0.780	0.032	0.968	8.5	7,572	5,040	0.10
SLB12	.7500	1.4375	0.593	0.750	0.920	0.044	1.187	9.0	11,451	6,160	0.19



### ALSO AVAILABLE IN STAINLESS STEEL



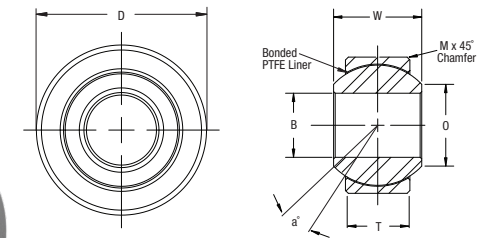

## STAINLESS STEEL BEARINGS

### BALL

- 440C Stainless Steel
- Heat Treated
- Hard Chrome Plated
- Precision Ground

### RACE

- Stainless Steel
- Heat Treated
- PTFE Lined

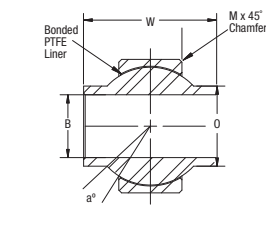
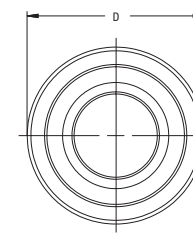


### NPB-T SERIES / WPB-T SERIES

Part Number	B +.0000 - .0005	D +.0000 - .0005	T ± .005	W +.000 - .002	O Flat Dia. Ref.	M Cham. Ref.	Ball Dia. Ref.	Misalign. Angle a°	Ult. Radial Static Load (Lbs.)	Ult. Axial Static Load (Lbs.)	Approx. Brg. Wgt. (Lbs.)	No Load Breakaway Torque (In.*Lbs.)
<b>NARROW BALL</b>												
NPB3T	0.1900	0.5625	0.218	0.281	0.293	0.015	0.406	10	3,975	150	0.02	0.25-5
NPB4T	0.2500	0.6562	0.250	0.343	0.364	0.022	0.500	10	6,040	430	0.02	0.25-5
NPB5T	0.3125	0.7500	0.281	0.375	0.419	0.032	0.562	10	8,750	700	0.03	1-8
NPB6T	0.3750	0.8125	0.312	0.406	0.475	0.032	0.656	9	10,540	1,100	0.04	1-8
NPB7T	0.4375	0.9062	0.343	0.437	0.530	0.032	0.687	8	13,200	1,400	0.05	3-12
NPB8T	0.5000	1.0000	0.390	0.500	0.600	0.032	0.781	8	17,900	2,100	0.07	3-12
NPB9T	0.5625	1.0937	0.437	0.562	0.670	0.032	0.875	8	23,200	3,680	0.09	3-12
NPB10T	0.6250	1.1875	0.500	0.625	0.739	0.032	0.968	8	30,500	4,720	0.12	3-12
NPB12T	0.7500	1.4375	0.593	0.750	0.920	0.044	1.187	8	46,400	6,750	0.21	3-12
NPB14T	0.8750	1.5625	0.703	0.875	0.980	0.044	1.312	8	62,200	9,350	0.27	3-12
NPB16T	1.0000	1.7500	0.797	1.000	1.118	0.044	1.500	9	82,200	12,160	0.39	3-12
<b>WIDE BALL</b>												
WPB4T	0.2500	0.6250	0.327	0.437	0.300	0.022	0.531	15	5,500	1,770	0.03	0.25-5
WPB5T	0.3125	0.6875	0.317	0.437	0.360	0.032	0.593	14	9,400	1,640	0.04	1-8
WPB6T	0.3750	0.8125	0.406	0.500	0.466	0.032	0.687	8	13,700	2,630	0.06	1-8
WPB7T	0.4375	0.9375	0.442	0.562	0.537	0.032	0.781	10	20,700	3,650	0.08	3-12
WPB8T	0.5000	1.0000	0.505	0.625	0.607	0.032	0.875	9	21,400	4,970	0.10	3-12
WPB9T	0.5625	1.1250	0.536	0.687	0.721	0.032	1.000	10	26,600	5,370	0.14	3-12
WPB10T	0.6250	1.1875	0.567	0.750	0.752	0.032	1.062	12	29,000	6,130	0.16	3-12
WPB12T	0.7500	1.3750	0.630	0.875	0.845	0.044	1.250	13	37,000	7,730	0.24	3-12
WPB14T	0.8750	1.6250	0.755	0.875	0.995	0.044	1.375	6	65,200	10,800	0.35	3-12
WPB16T	1.0000	2.1250	1.005	1.375	1.269	0.044	1.875	12	104,000	19,300	0.97	3-12

### YPB-T (HIGH MISALIGNMENT) SERIES

Part Number	B +.0000 - .0005	D +.0000 - .0007	T ± .005	W +.000 - .005	O Flat Dia. Ref.	M Cham. Ref.	Ball Dia. Ref.	Misalign. Angle a°	Ult. Radial Static Load (Lbs.)	Approx. Brg. Wgt. (Lbs.)
YPB4T	0.2500	0.7400	0.255	0.593	0.390	0.020	0.593	24	7,560	0.04
YPB5T	0.3125	0.9060	0.345	0.813	0.512	0.030	0.781	23	16,975	0.07
YPB6T	0.3750	0.9060	0.345	0.813	0.512	0.030	0.781	23	16,975	0.07
YPB7T	0.4375	1.0000	0.345	0.875	0.618	0.030	0.875	22	19,018	0.10
YPB8T	0.5000	1.1250	0.401	0.937	0.730	0.030	1.000	20	25,263	0.16
YPB10T	0.6250	1.3750	0.567	1.200	0.856	0.030	1.250	20	44,651	0.25
YPB12T	0.7500	1.5625	0.620	1.280	0.970	0.035	1.325	18	53,507	0.32

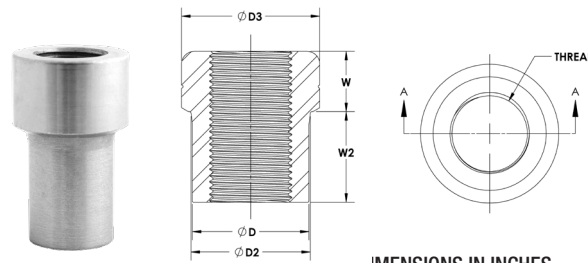




## TUBE ADAPTERS

An effective way to adapt rod ends to a variety of applications, they are available in select sizes with an integrated hex. QA1's weld-in tube adapters are CNC machined to precise tolerances from weldable chromoly steel.

- Chromoly Steel
- Right & Left Hand Threads



MENSIONS IN INCHES

Part Number	Right Hand Left Hand	Style	Tubing O.D.	Tubing Wall Thickness	Thread UNF-2B	D ± .005	D2 ± .005	D3 ± .005	W ± .010	W2 ± .010
1844-101	RH	Smooth	3/8	0.058	10-32	0.234	0.264	0.375	0.30	0.45
1844-103	RH	Smooth	1/2	0.058	1/4-28	0.359	0.389	0.500	0.40	0.60
1844-104	RH	Smooth	1/2	0.058	5/16-24	0.359	0.389	0.500	0.50	0.75
1844-102	LH	Smooth	1/2	0.058	1/4-28	0.359	0.389	0.500	0.40	0.60
1844-106	RH	Smooth	5/8	0.058	5/16-24	0.484	0.514	0.625	0.50	0.75
1844-108	RH	Smooth	5/8	0.058	3/8-24	0.484	0.514	0.625	0.50	0.75
1844-105	LH	Smooth	5/8	0.058	5/16-24	0.484	0.514	0.625	0.50	0.75
1844-107	LH	Smooth	5/8	0.058	3/8-24	0.484	0.514	0.625	0.50	0.75
1844-109	RH	Smooth	3/4	0.058	3/8-24	0.609	0.639	0.750	0.50	0.75
1844-111	RH	Smooth	3/4	0.058	7/16-20	0.609	0.639	0.750	0.55	0.83
1844-113	RH	Smooth	3/4	0.065	3/8-24	0.595	0.625	0.750	0.50	0.75
1844-110	LH	Smooth	3/4	0.058	7/16-20	0.609	0.639	0.750	0.55	0.83
1844-112	LH	Smooth	3/4	0.065	3/8-24	0.595	0.625	0.750	0.50	0.75
1845-101	LH	Hex	3/4	0.058	3/8-24	0.609	0.639	0.750	0.50	0.75
1844-114	RH	Smooth	7/8	0.058	3/8-24	0.734	0.764	0.875	0.50	0.75
1844-115	RH	Smooth	7/8	0.058	7/16-20	0.734	0.764	0.875	0.55	0.83
1844-117	RH	Smooth	7/8	0.065	1/2-20	0.720	0.750	0.875	0.60	0.90
1844-116	LH	Smooth	7/8	0.065	1/2-20	0.720	0.750	0.875	0.60	0.90
1844-155	RH	Smooth	7/8	0.065	3/8-24	0.720	0.750	0.875	0.50	0.75
1844-156	LH	Smooth	7/8	0.065	3/8-24	0.720	0.750	0.875	0.50	0.75
1845-102	LH	Hex	7/8	0.058	3/8-24	0.734	0.764	0.875	0.50	0.75
1844-118	RH	Smooth	1	0.058	1/2-20	0.859	0.889	1.000	0.60	0.90
1844-120	RH	Smooth	1	0.120	1/2-20	0.735	0.765	1.000	0.60	0.90
1844-122	RH	Smooth	1	0.120	5/8-18	0.735	0.765	1.000	0.65	0.98
1844-119	LH	Smooth	1	0.120	1/2-20	0.735	0.765	1.000	0.60	0.90
1844-121	LH	Smooth	1	0.120	5/8-18	0.735	0.765	1.000	0.65	0.98
1845-103	LH	Hex	1	0.058	1/2-20	0.859	0.889	1.000	0.60	0.90
1844-126	RH	Smooth	1 1/8	0.095	5/8-18	0.910	0.940	1.125	0.65	0.98
1844-125	LH	Smooth	1 1/8	0.095	5/8-18	0.910	0.940	1.125	0.65	0.98
1844-127	RH	Smooth	1 1/4	0.095	3/4-16	1.035	1.065	1.250	0.70	1.05
1844-128	RH	Smooth	1 1/4	0.120	3/4-16	0.985	1.015	1.250	0.70	1.05
1844-153	RH	Smooth	1 1/4	0.120	5/8-18	0.985	1.015	1.250	0.65	0.98
1844-154	LH	Smooth	1 1/4	0.120	5/8-18	0.985	1.015	1.250	0.65	0.98
1844-130	RH	Smooth	1 1/4	0.120	7/8-14	0.985	1.015	1.250	0.80	1.20
1844-132	RH	Smooth	1 1/4	0.120	7/8-18	0.985	1.015	1.250	0.80	1.20
1844-129	LH	Smooth	1 1/4	0.120	7/8-14	0.985	1.015	1.250	0.80	1.20
1844-131	LH	Smooth	1 1/4	0.120	7/8-18	0.985	1.015	1.250	0.80	1.20
1845-104	LH	Hex	1 1/4	0.095	3/4-16	1.035	1.065	1.250	0.70	1.05
1845-105	LH	Hex	1 1/4	0.120	3/4-16	0.985	1.015	1.250	0.70	1.05
1844-133	RH	Smooth	1 3/8	0.095	3/4-16	1.160	1.190	1.375	0.70	1.05
1845-106	LH	Hex	1 3/8	0.095	3/4-16	1.160	1.190	1.375	0.70	1.05
1844-135	RH	Smooth	1 1/2	0.120	1-14	1.235	1.265	1.500	0.85	1.28
1844-137	RH	Smooth	1 1/2	0.250	5/8-18	0.975	1.005	1.500	0.65	0.98
1844-139	RH	Smooth	1 1/2	0.250	3/4-16	0.975	1.005	1.500	0.70	1.05
1844-134	LH	Smooth	1 1/2	0.120	1-14	1.235	1.265	1.500	0.85	1.28
1844-136	LH	Smooth	1 1/2	0.250	5/8-18	0.975	1.005	1.500	0.65	0.98
1844-138	LH	Smooth	1 1/2	0.250	3/4-16	0.975	1.005	1.500	0.70	1.05
1844-141	RH	Smooth	1 3/4	0.120	1 1/4-12	1.485	1.515	1.750	0.85	1.28
1844-143	RH	Smooth	1 3/4	0.250	7/8-14	1.225	1.255	1.750	0.80	1.20
1844-140	LH	Smooth	1 3/4	0.120	1 1/4-12	1.485	1.515	1.750	0.85	1.28
1844-142	LH	Smooth	1 3/4	0.250	7/8-14	1.225	1.255	1.750	0.80	1.20
1844-145	RH	Smooth	2	0.250	1-12	1.475	1.505	2.000	0.85	1.28
1844-147	RH	Smooth	2	0.250	1 1/4-12	1.475	1.505	2.000	0.85	1.28
1844-144	LH	Smooth	2	0.250	1-12	1.475	1.505	2.000	0.85	1.28
1844-146	LH	Smooth	2	0.250	1 1/4-12	1.475	1.505	2.000	0.85	1.28

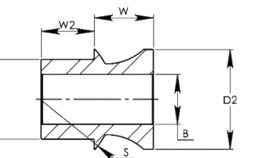
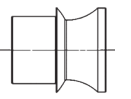
## SPACERS

Spacers are used in applications when mounting brackets are wider than the rod end ball width. High misalignment spacers, which reduce the rod end bore size so that an increased angle or higher misalignment is achieved, are available for when more articulation is needed.

- Stainless Steel

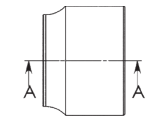
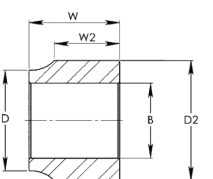
DIMENSIONS IN INCHES

Part Number	D +.000 - .001	D2 ± .005	B +.003 - .000	W ± .005	W2 ± .005	S Ref.	Misalign. Angle a°	Total Installed Width Ref.	Mating Rod End Bore
STANDARD BALL									
NEW SG8-64	0.499	0.625	0.375	0.250	0.298	0.934	64	1.125	0.500
NEW SG8-67	0.499	0.625	0.375	0.438	0.298	0.934	64	1.500	0.500
SG10-84	0.624	0.825	0.500	0.250	0.360	1.125	54	1.250	0.625
SG12-84	0.749	0.850	0.500	0.250	0.423	1.312	56	1.375	0.750
SG12-88	0.749	0.850	0.500	0.500	0.423	1.312	58	1.875	0.750
SG12-108	0.749	0.950	0.625	0.500	0.423	1.312	52	1.875	0.750
SG12-812	0.749	0.950	0.500	0.775	0.423	1.312	54	2.425	0.750
SG14-813	0.874	1.000	0.500	0.813	0.423	1.375	52	2.500	0.875
SG14-1012	0.874	1.000	0.625	0.775	0.423	1.375	46	2.425	0.875
SG16-1012	0.999	1.250	0.625	0.750	0.673	1.875	60	2.875	1.000
SG16-1013	0.999	1.250	0.625	0.813	0.673	1.875	60	3.000	1.000
SG16-1210	0.999	1.250	0.750	0.625	0.673	1.875	60	2.625	1.000
NEW SG16-1210-W	0.999	1.250	0.750	0.660	0.673	1.869	68	2.695	1.000
SG16-1212	0.999	1.250	0.750	0.750	0.673	1.868	68	2.875	1.000
NARROW BALL									
SN6-45	0.375	0.500	0.250	0.297	0.195	0.656	54	1.000	0.406
SN6-46	0.375	0.500	0.250	0.422	0.195	0.656	56	1.250	0.406
SN8-66	0.499	0.625	0.375	0.375	0.242	0.781	56	1.250	0.500
SN8-68	0.499	0.625	0.375	0.500	0.242	0.781	57	1.500	0.500
SN10-67	0.624	0.830	0.375	0.438	0.302	0.968	48	1.500	0.625
SN10-87	0.624	0.830	0.500	0.438	0.301	0.968	48	1.500	0.625
SN10-815-W	0.624	0.750	0.500	0.938	0.301	0.968	48	2.500	0.625
SN12-68	0.749	0.875	0.375	0.500	0.360	1.187	62	1.750	0.750
SN12-88	0.749	0.950	0.500	0.500	0.360	1.187	56	1.750	0.750
SN12-97	0.749	0.950	0.563	0.438	0.360	1.187	54	1.625	0.750
SN12-98	0.749	0.950	0.563	0.500	0.360	1.187	54	1.750	0.750
SN12-107	0.749	0.950	0.625	0.438	0.360	1.187	50	1.625	0.750
SN12-108	0.749	0.950	0.625	0.500	0.360	1.187	50	1.750	0.750
SN14-89	0.874	0.950	0.500	0.563	0.423	1.312	52	2.000	0.875
SN14-99	0.875	1.000	0.563	0.563	0.423	1.312	48	2.000	0.875
SN14-109	0.875	1.000	0.625	0.563	0.423	1.312	45	2.000	0.875
SN14-129	0.875	1.000	0.750	0.563	0.423	1.312	38	2.000	0.875
SN16-913	0.999	1.250	0.563	0.813	0.485	1.500	52	2.625	1.000
SN16-1013	0.999	1.250	0.625	0.813	0.485	1.500	50	2.625	1.000
SN16-1213	0.999	1.250	0.750	0.813	0.485	1.500	44	2.625	1.000
SN16-1216	0.999	1.250	0.750	1.000	0.485	1.500	44	3.000	1.000
SN16-1218-H	0.999	1.250	0.750	1.125	0.485	1.687	60	3.250	1.000
SN16-1224-W	0.999	1.250	0.750	1.500	0.485	1.500	44	4.000	1.000
SN20-1014-H	1.249	1.313	0.625	0.908	0.579	2.000	68	3.000	1.188
SN20-1211-H	1.249	1.313	0.750	0.719	0.579	2.000	64	2.625	1.188
SN20-1214-H	1.249	1.375	0.750	0.907	0.579	2.000	64	3.000	1.188
SN24-1017-H	1.499	1.625	0.625	1.063	0.673	2.312	68	3.500	1.375
SN24-1217-H	1.499	1.625	0.750	1.063	0.673	2.312	65	3.500	1.375
SN24-1221-H	1.499	1.625	0.750	1.313	0.673	2.312	65	4.000	1.375



High Misalignment Standard Ball Width Spacers (SG Series) will fit WPB-T (size 14 & 16 only), AIB, SIB and MIB spherical bearings and all inch rod ends.

High Misalignment Narrow Ball Width Spacers (SN Series) will fit SLB, COM, and NPB spherical bearings. And SN-H Series will fit H-COM spherical bearings only.



Part Number	D +.000 - .010	D2 Ref.	B +.003 - .000	W ± .010	W2 Ref.	Mating Rod End Bore
SG84	0.698	0.875	0.500	0.250	0.034	0.500
SG85	0.698	0.875	0.500	0.313	0.097	0.500
SG88	0.698	0.875	0.500	0.500	0.284	0.500
SG812	0.698	0.875	0.500	0.750	0.534	0.500
SG104	0.839	1.000	0.625	0.250	0.041	0.625
SG105	0.839					



## CLEVISES

A clevis is used to adjust your linkage mounting point when misalignment isn't allowed. Polished, hard chrome plated, or aluminum clevises are also available.

- Carbon Steel
- Protective Coated for Corrosion Resistance

DIMENSIONS IN INCHES

Right Hand	Left Hand	Bore x Thread Ref.	B +.005 - .000	D ± .010	W ± .005	A ± .015	C +.062 - .031	S ± .005	Thread Ref.
CR4-5	CL4-5	1/4 X 5/16	0.2500	0.875	0.625	2.250	1.250	0.1880	5/16-24
CR5-5	CL5-5	5/16 X 5/16	0.3125	0.875	0.625	2.250	1.250	0.1880	5/16-24
CR5-6	CL5-6	5/16 X 3/8	0.3125	0.875	0.625	2.250	1.250	0.1880	3/8-24
CR5-8	CL5-8	5/16 X 1/2	0.3125	1.000	0.750	2.500	1.500	0.2500	1/2-20
CR6-8	CL6-8	3/8 X 1/2	0.3750	1.000	0.750	2.500	1.500	0.2500	1/2-20
CR6-8-1CP*	CL6-8-1CP*	3/8 X 1/2	0.3750	1.000	0.750	2.750	1.500	0.3125	1/2-20
CR6-8-2CP*	CL6-8-2CP*	3/8 X 1/2	0.3750	1.000	0.750	2.750	1.500	0.3750	1/2-20
CR6-10	CL6-10	3/8 X 5/8	0.3750	1.125	0.825	3.375	2.000	0.3750	5/8-18
CR6-12	CL6-12	3/8 X 3/4	0.3750	1.125	0.825	3.375	2.000	0.3750	3/4-16
CR7-8	CL7-8	7/16 X 1/2	0.4375	1.125	0.825	3.375	2.000	0.3750	1/2-20
CR7-10	CL7-10	7/16 X 5/8	0.4375	1.125	0.825	3.375	2.000	0.3750	5/8-18
CR8-10	CL8-10	1/2 X 5/8	0.5000	1.125	0.825	3.375	2.000	0.3750	5/8-18
CR8-12	CL8-12	1/2 X 3/4	0.5000	1.125	0.825	3.375	2.000	0.2500	3/4-16
CR8-12AL**	CL8-12AL**	1/2 X 3/4	0.5000	1.125	0.825	3.375	2.000	0.2500	3/4-16
CR8-12-1	CL8-12-1	1/2 X 3/4	0.5000	1.125	0.825	3.375	2.000	0.3750	3/4-16

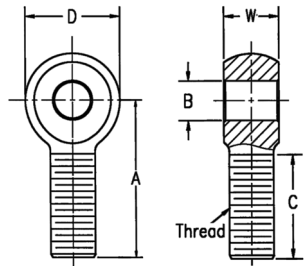
\*CP Denotes Polished, Hard Chrome Plating.

\*\*AL Denotes 7075-T6 Aluminum.

## ROD EYES

A rod eye, also known as a solid rod end, is used when side-to-side misalignment is not required.

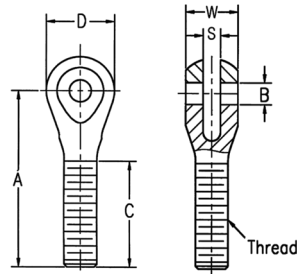
- Carbon Steel
- Protective Coated for Corrosion Resistance



DIMENSIONS IN INCHES

Right Hand	Left Hand	Bore x Thread + .005 - .000	B ± .010	D ± .010	W ± .005	A ± .015	C +.062 - .031	Thread Ref.
RER8	N/A	1/2 X 1/2	0.500	1.312	0.625	2.437	1.500	1/2-20
RER8-12	N/A	1/2 X 3/4	0.500	1.500	0.875	2.875	1.750	3/4-16
RER10	N/A	5/8 X 5/8	0.625	1.500	0.750	2.625	1.625	5/8-18
RER10-12***	N/A	5/8 X 3/4	0.625	1.500	0.875	2.500	1.650	3/4-16
RER10-12-1	REL10-12-1	5/8 X 3/4	0.625	1.750	0.875	2.875	1.750	3/4-16
RER12	N/A	3/4 X 3/4	0.750	1.750	0.875	2.875	1.750	3/4-16

\*\*\*RER10-12 has Polished, Hard Chrome Plating.



## JAM NUTS

Jam nuts are usually half the width of a standard nut and are commonly jammed up against a rod end or linkage tube to lock the two into place.

### STEEL

- High Carbon Steel
- Zinc Plated
- Reference ANSI B18.2.2-1972

### ALUMINUM

- 7075-T6 Aluminum
- Clear Anodized

DIMENSIONS IN INCHES

Right Hand	Left Hand	Threads UNF-2B	H Hex	W Width
SAE STEEL				
JNR3S	JNL3S	10-32	3/8	0.139
JNR4S	JNL4S	1/4-28	7/16	0.163
JNR5S	JNL5S	5/16-24	1/2	0.195
JNR6S	JNL6S	3/8-24	9/16	0.227
JNR7S	JNL7S	7/16-20	11/16	0.260
JNR8S	JNL8S	1/2-20	3/4	0.323
JNR10S	JNL10S	5/8-18	15/16	0.387
JNR12S	JNL12S	3/4-16	1 1/8	0.425
JNR14S	JNL14S	7/8-14	1 5/16	0.484
JNR16S	JNL16S	1 1/4-12	1 7/8	0.719
JNR16S-1	JNL16S-1	1-14	1 1/2	0.575
JNR16S-2	JNL16S-2	1-12	1 7/8	0.575
SAE ALUMINUM				
JNR4A	JNL4A	1/4-28	7/16	0.163
JNR5A	JNL5A	5/16-24	1/2	0.195
JNR6A	JNL6A	3/8-24	9/16	0.227
JNR7A	JNL7A	7/16-20	11/16	0.260
JNR8A	JNL8A	1/2-20	3/4	0.323
JNR10A	JNL10A	5/8-18	15/16	0.387
JNR10A-1	JNL10A-1	5/8-18	3/4	0.387
JNR12A	JNL12A	3/4-16	1 1/8	0.425


DIMENSIONS IN INCHES

Right Hand	Left Hand	Threads 6H	H Hex	W Width
METRIC STEEL				
MJNR5S	MJNL5S	M5 X .8	8	2.70
MJNR6S	MJNL6S	M6 X 1.0	10	3.20
MJNR8S	MJNL8S	M8 X 1.25	13	4.00
MJNR8S-1	MJNL8S-1	M8 X 1.0	13	4.00
MJNR10S	MJNL10S	M10 X 1.5	17	5.00
MJNR10S-1	MJNL10S-1	M10 X 1.25	17	5.00
MJNR12S	MJNL12S	M12 X 1.75	19	6.00
MJNR12S-1	MJNL12S-1	M12 X 1.25	19	6.00
MJNR14S	MJNL14S	M14 X 2.0	22	7.00
MJNR14S-1	MJNL14S-1	M14 X 1.5	22	7.00
MJNR16S	MJNL16S	M16 X 2.0	24	8.00
MJNR16S-1	MJNL16S-1	M16 X 1.5	24	8.00
MJNR20S	MJNL20S	M20 X 1.5	30	10.00
MJNR20S-1	MJNL20S-1	M20 X 2.5	30	10.00

## SWAGED TUBES

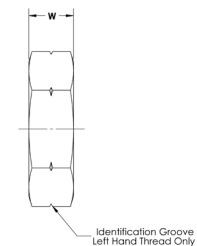
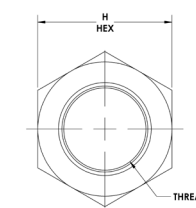
Swaged tubes are used in 4-link rods, tie rods and other linkages. They feature a deep knurl for easy length adjustment.

- SAE 1012 Seamless Tubing Equivalent (cold worked for added strength)
- Knurled on One End of the Non-Swaged Area
- Zinc Plated, Black Dichromate
- Left and Right Hand Threads



DIMENSIONS IN INCHES

Part Number	Thread UNF-2B	Dimensions	Length
TS10-7	5/8"	7/8" O.D., .079" Wall Thickness	7
TS12-21	3/4"	1" O.D., .079" Wall Thickness	21
TS12-22	3/4"	1" O.D., .079" Wall Thickness	22
TS12-23	3/4"	1" O.D., .079" Wall Thickness	23
TS12-26	3/4"	1" O.D., .079" Wall Thickness	26
TS12-27	3/4"	1" O.D., .079" Wall Thickness	27



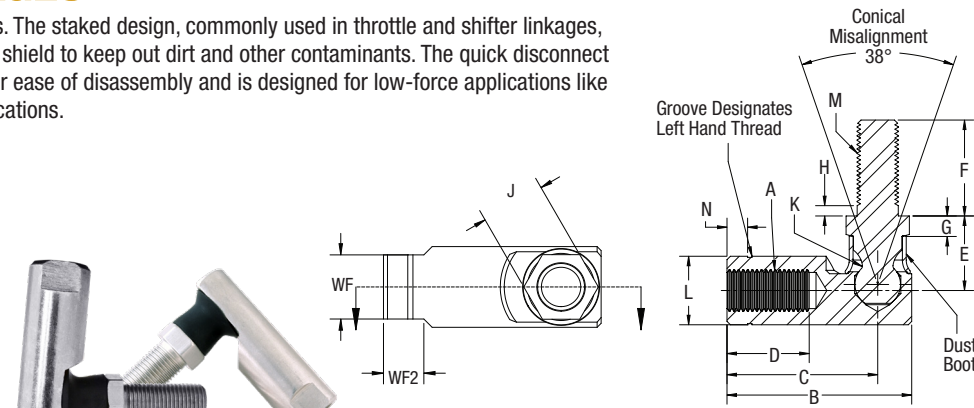


## BALL JOINT LINKAGES

QA1 offers two styles of ball joint linkages. The staked design, commonly used in throttle and shifter linkages, features a rubber grommet that acts as a shield to keep out dirt and other contaminants. The quick disconnect style has a stud that comes out quickly for ease of disassembly and is designed for low-force applications like carburetor linkages or fuel injection applications.

### STAKED DESIGN

- CARBON STEEL**
- Carbon Steel Body & Ball Stud
  - Zinc Plated
- STAINLESS STEEL**
- Stainless Steel Ball Stud
  - Stainless Steel Body

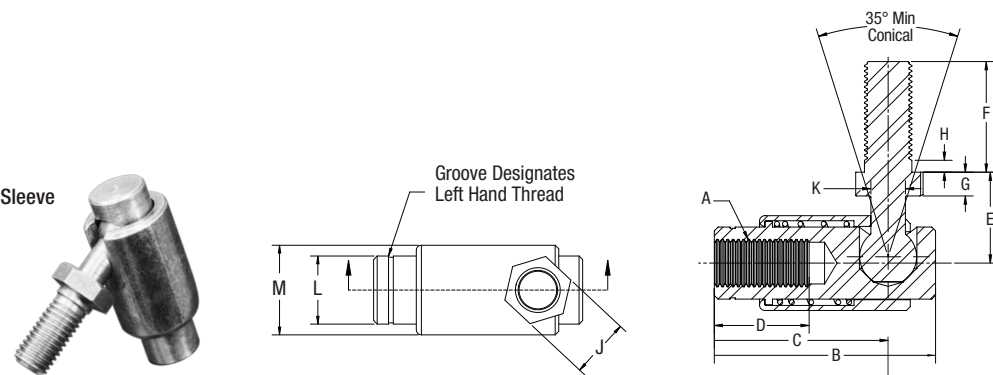


DIMENSIONS IN INCHES

Right Hand	Left Hand	A Thread UNF-2B	B ± .020	C ± .020	D Min.	E ± .020	F ± .020	G Ref.	H Ref.	J +.002 - .010	K Ref.	L Ref.	M UNF-2A	N Ref.	WF +.002 - .010	WF2 ± .020	Tensile & Shear Strength	Force to Remove (Lbs.)	
<b>CARBON STEEL</b>																			
BJGR3	BJGL3	10-32	1.063	.875	.438	.438	.438	.125	.062	.312	.177	.375	10-32	.125	.312	.250	295	690	
BJGR4	BJGL4	1/4-28	1.219	.969	.500	.469	.562	.125	.094	.375	.193	.437	1/4-28	.125	.375	.281	862	1,005	
BJGR5	BJGL5	5/16-24	1.406	1.125	.562	.531	.687	.156	.094	.437	.232	.500	5/16-24	.188	.437	.281	1,587	1,282	
BJGR6	BJGL6	3/8-24	1.687	1.375	.750	.687	.875	.187	.094	.500	.287	.625	3/8-24	.188	.500	.312	2,437	1,700	
BJGR7	BJGL7	7/16-20	2.375	1.937	1.000	.875	1.125	.250	.125	.625	.412	.750	7/16-20	.250	.625	.375	3,390	2,700	
BJGR8	BJGL8	1/2-20	2.375	1.937	1.000	.875	1.125	.250	.125	.625	.412	.750	1/2-20	.250	.625	.375	3,390	2,700	
<b>STAINLESS STEEL</b>																			
BJGR3H	BJGL3H	10-32	1.063	.875	.438	.438	.438	.125	.062	.312	.177	.375	10-32	.125	.312	.250	265	690	
BJGR4H	BJGL4H	1/4-28	1.219	.969	.500	.469	.562	.125	.094	.375	.193	.437	1/4-28	.125	.375	.281	440	1,005	
BJGR5H	BJGL5H	5/16-24	1.406	1.125	.562	.531	.687	.156	.094	.437	.232	.500	5/16-24	.188	.437	.281	635	1,282	
BJGR6H	BJGL6H	3/8-24	1.687	1.375	.750	.687	.875	.187	.094	.500	.287	.625	3/8-24	.188	.500	.312	970	1,700	
BJGR8H	BJGL8H	1/2-20	2.375	1.937	1.000	.875	1.125	.250	.125	.625	.412	.750	1/2-20	.250	.625	.375	2,000	2,700	

### QUICK DISCONNECT

- Carbon Steel Body, Ball Stud & Sleeve
- Zinc Plated
- Stainless Steel Spring



DIMENSIONS IN INCHES

Right Hand	Left Hand	A Thread UNF-2B	B ± .020	C ± .020	D Min.	E ± .020	F ± .020	G Min.	H Max.	J +.002 - .010	K Ref.	L ± .010	M Ref.	Tensile & Shear Strength	Force to Remove (Lbs.)
BJDR3	BJDL3	10-32	1.094	.906	.437	.437	.437	.125	.062	.312	.171	.312	.500	450	650
BJDR4	BJDL4	1/4-28	1.094	.906	.531	.469	.562	.125	.062	.312	.171	.312	.500	500	650
BJDR5	BJDL5	5/16-24	1.563	1.125	.563	.594	.689	.156	.094	.437	.232	.438	.680	1,000	1,000
BJDR6	BJDL6	3/8-24	1.940	1.563	.750	.719	.875	.188	.094	.500	.287	.562	.820	1,250	1,250

## LINKAGE ADJUSTERS

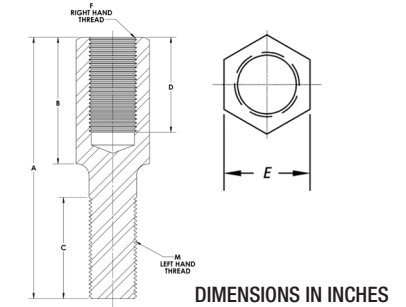
QA1's linkage adjusters are used when you need extra adjustment in rod end length. The chromoly steel adjusters are zinc plated and heat treated for superior strength, and the aluminum adjusters are black anodized 7075-T6 high grade aluminum. Our chromoly steel adjusters are protective coated for corrosion resistance.



### MALE-TO-FEMALE

- STEEL ADJUSTERS**
- Chromoly Steel
  - Heat Treated
  - Zinc Plated

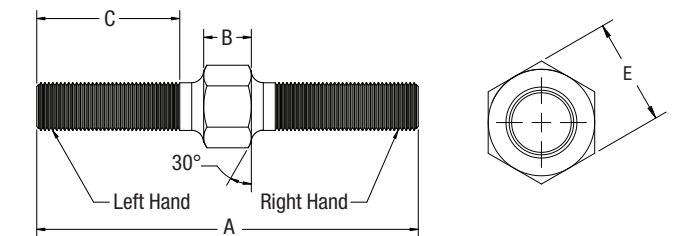
- ALUMINUM ADJUSTERS**
- 7075-T6 Aluminum
  - Black Anodized



DIMENSIONS IN INCHES

Chromoly Steel	Aluminum	M UNF-3A Left Hand	F UNF-2B Right Hand	A Ref.	B ± .020	C +.062 - .031	D +.062 - .031	E Ref.
AS6-6	AA6-6	3/8-24	3/8-24	2.875	1.250	1.250	0.812	9/16
AS7-7	AA7-7	7/16-20	7/16-20	3.125	1.375	1.375	0.937	11/16
AS8-8	AA8-8	1/2-20	1/2-20	3.375	1.500	1.500	1.062	3/4
AS10-10	AA10-10	5/8-18	5/8-18	3.813	1.813	1.625	1.375	15/16
AS12-12	AA12-12	3/4-16	3/4-16	4.125	2.000	1.750	1.562	1 1/8
ADJ12-12*	-	3/4-16	3/4-16	4.125	2.000	1.600	1.531	1

\*Carbon Steel, Chrome Plated



DIMENSIONS IN INCHES

### MALE-TO-MALE

- Chromoly Steel
- Heat Treated
- Zinc Plated

Chromoly Steel	UNF-3A Left Hand	UNF-3A Right Hand	A ± .020	B ± .020	C +.062 - .031	E +.000 - .015
ASM3-19	10-32	10-32	1.94	0.19	0.75	0.375
ASM6-33	3/8-24	3/8-24	3.25	0.375	1.25	0.5625
ASM7-37	7/16-20	7/16-20	3.6875	0.4375	1.375	0.688
ASM10-50	5/8-18	5/8-18	4.985	0.625	1.875	0.938
ASM12-55	3/4-16	3/4-16	5.5	0.5	2.25	1.125
ASM12-60	3/4-16	3/4-16	6	0.75	2.25	1.125
ASM12-65	3/4-16	3/4-16	6.5	1.25	2.25	1.125
ASM12-75	3/4-16	3/4-16	7.5	2.25	2.25	1.125
ASM14-66	7/8-14	7/8-14	6.625	0.875	2.375	1.3125
ASM16-80	1 1/4-12	1 1/4-12	8	1	2.875	1.875
ASM16-1-80	1-14*	1-14*	8	1	2.875	1.5
ASM16-2-80	1-12	1-12	8	1	2.875	1.5

\*Threads are 1-14 UNS.

