

QUICKCAR

2020



Since 1992, QuickCar Racing Products has grown to be one of the industry's premier motorsports equipment manufacturers by producing and distributing quality components and continually seeking better ways to serve customers. We are committed to bringing high quality, innovative new products to the market, products built with pride that will save time and money and improve the performance of every racecar.





Contents

| Section | Page No. |
|---|----------|
| New Products..... | 2-5 |
| Redline Gauge Panels..... | 6-11 |
| Digital Gauge Panels..... | 12-15 |
| Extreme Gauge Panels..... | 16-19 |
| Standard Gauge Panels..... | 20-25 |
| Tachometers..... | 26-27 |
| Digital Gauges..... | 28 |
| Gauge Panel Accessories..... | 29-32 |
| Wraparound Gauge Panels..... | 33 |
| Sprint Car Gauge Panels..... | 34-37 |
| Ignition Control Panels..... | 38-48 |
| Wiring Harnesses..... | 49 |
| Ignition Control Panel Accessories..... | 50-51 |
| Wiring Harnesses..... | 52-53 |
| Ignition System Accessories..... | 54-55 |
| Battery Cable Kits..... | 56 |
| Wiring Accessories..... | 57-58 |
| Electrical System Accessories..... | 59-63 |
| Wiring Kits..... | 64-67 |
| Tire Gauges..... | 68-69 |
| Chassis Components..... | 70-71 |
| Steering Wheels..... | 72 |
| Steering Wheel Accessories..... | 73 |
| Tire Management..... | 74-75 |
| Chassis Set-Up..... | 76 |
| Carburetor Accessories..... | 77 |
| Timing Systems..... | 78 |
| Spark Plug Wires..... | 79 |
| Brake System Accessories..... | 80 |
| Cooling System Accessories..... | 81 |
| Tools..... | 82-83 |
| Safety Equipment..... | 84 |
| QuickCar Extras..... | 85 |
| Product Index..... | 86 |
| Part No. Page Index..... | 87-88 |




NEW PRODUCTS

12 Gauge In-Line ATC Fuse Holder

50-955

See Page 50



Pressure And Temperature Switches

61-751

61-752

See Page 29



3-Wheel Brake Panel

50-035

See Page 54



Spec Asphalt Late Model Harness

50-2053

See Page 53



HEI Wiring Harness For MSD Soft Touch

50-2039

See Page 53



NEW PRODUCTS



Sprint Panel 2" Gauge
61-2204
See Page 35



**Sprint Panel 2" Gauge
With Switch**
61-2205
See Page 35



**Sprint Car Gauge Panel
Replacement Gauge**
611-6204
See Page 35




**Sprint Car Gauge Panel
Replacement Gauge**
611-6205
See Page 35

5 Switch Kit With Decal

50-7739

See Page 44



Top-Post Battery Master Disconnect

57-650

See Page 57



Three-Piece Rubber Grommet Set

50-008


See Page 54



HEI Distributor Lead

50-2009

See Page 54



Top-Mount Battery Terminals

57-627

57-630

57-640

See Page 60



NEW PRODUCTS



Buss Bar Kits With Covers

57-8022
57-8012
See Page 61



Black Terminal Buss Bar

57-802
See Page 61



Pass Through Posts

57-803
57-804
See Page 60




Remote Start Button

50-433
See Page 62



Weatherproof Alternator Wiring Kit

57-107
See Page 63



Long Handle Single-Pole Switch

50-508
See Page 50



REDLINE GAUGE PANELS

Redline Gauge Panels are lightweight, accurate, and fitted with reliable electric stepper motor gauges. Precision 2-5/8" diameter gauges feature a programmable warning function to quickly alert the driver in the event of a problem. Panels are sold completely pre-wired for easy installation and include all necessary senders.

2-Gauge Panel

69-2001

Basic panel includes gauges for oil pressure and water temperature. Panel is 7-1/4" wide x 4-1/2" high.



3-Gauge Panel

69-3011

Panel includes gauges for oil pressure, water temperature, and oil temperature. Panel is 10-1/2" wide x 4-1/2" high.



3-Gauge Panel

69-3012

Panel includes gauges for oil pressure, water temperature, and fuel pressure. Panel is 10-1/2" wide x 4-1/2" high.



3-Gauge Panel

69-3016

Panel includes gauges for oil pressure, water temperature, and water pressure. Panel is 10-1/2" wide x 4-1/2" high.



3-Gauge Panel

69-3017

Panel includes gauges for oil pressure, water temperature, and volt meter. Panel is 10-1/2" wide x 4-1/2" high.



Firewall Sensor Junctions

Sensor junction blocks connects lines to pressure transducers, a requirement of stepper motor gauges. Typically mounted to the firewall, junction blocks include 1/8" NPT threads to accept pressure transducers on the interior side of firewall, while pressure lines are then connected adjacently on the engine side. Manufactured from black anodized billet aluminum, blocks are offered with or without accessory wiring holes.

| Part No. | Description |
|----------|--|
| 63-120 | Two-Terminal Junction |
| 63-121 | Two-Terminal Junction with Single Accessory Hole |
| 63-130 | Three-Terminal Junction |
| 63-132 | Three-Terminal Junction with Two Accessory Holes |



63-120



63-121



63-130



63-132

REDLINE GAUGE PANELS CONT.



4-Gauge Panel

69-4021

Panel includes gauges for oil pressure, water temperature, oil temperature, and fuel pressure. Panel is 13-5/8" wide x 4-1/2" high.



4-Gauge Panel

69-4026

Panel includes gauges for oil pressure, water temperature, fuel pressure, and water pressure. Panel is 13-5/8" wide x 4-1/2" high.



4-Gauge Panel

69-4027

Panel includes gauges for oil pressure, water temperature, oil temperature, and volt meter. Panel is 13-5/8" wide x 4-1/2" high.



5-Gauge Panel

69-5036

Panel includes gauges for oil pressure, water temperature, oil temperature, fuel pressure, and water pressure. Panel is 17" wide x 4-1/2" high.



5-Gauge Panel

69-5037

Panel includes gauges for oil pressure, water temperature, oil temperature, fuel pressure, and volt meter. Panel is 17" wide x 4-1/2" high.

2-5/8" Redline Gauges

May also be purchased separately. Senders and pressure lines not included.



69-000

Fuel Pressure
0-15 PSI



69-003

Oil Pressure
0-100 PSI



69-006

Water
Temperature
100°-280°F



69-007

Volt Meter
8-18 Volts



69-008

Water Pressure
0-60 PSI



69-009

Oil
Temperature
140°-320° F

Replacement Senders



| Part No. | Description |
|----------|--|
| 63-225 | 2-Wire Temp. Sender |
| 63-230 | Oil Pressure/ Water Pressure Sender |
| 63-240 | Fuel Pressure Sender |



REDLINE GAUGE TACH PANELS With Multi-Recall Tachometer

Panels combine advanced, electric stepper motor 2-5/8" diameter gauges with the benefits of a Redline 3" diameter multi-recall tachometer. Multi-recall, 10,000 RPM tachometer allows recalling the four highest (straight-away) and four lower (corner) RPM readings to help determine proper gearing. Panels are sold completely pre-wired for easy installation and include all necessary senders.

2-1 Gauge Panel

69-2031

Basic panel includes gauges for oil pressure and water temperature along with a Redline multi-recall tachometer. Panel is 10-3/4" wide x 4-1/2" high.



3-1 Gauge Panel

69-3041

Panel combines oil pressure, water temperature, and oil temperature gauges with a Redline multi-recall tachometer. Measures 13-7/8" wide x 4-1/2" high.



3-1 Gauge Panel

69-3042

Panel includes oil pressure, water temperature, and fuel pressure gauges, with a Redline multi-recall tachometer. Panel is 13-7/8" wide x 4-1/2" high.



3-1 Gauge Panel

69-3046

Panel includes oil pressure, water temperature, and water pressure gauges combined with a Redline multi-recall tachometer. Panel is 13-7/8" wide x 4-1/2" high.



REDLINE GAUGE TACH PANELS With Multi-Recall Tachometer (Cont.)



3-1 Gauge Panel

69-3047

Panel includes oil pressure, water temperature, and volt meter gauges, with a Redline multi-recall tachometer. Panel is 13-7/8" wide x 4-1/2" high.



4-1 Gauge Panel

69-4051

Panel includes oil pressure, water temperature, oil temperature, and fuel pressure gauges along with a Redline multi-recall tachometer. Panel is 17" wide x 4-1/2" high.



4-1 Gauge Panel

69-4056

Panel combines oil pressure, water temperature, fuel pressure and water pressure gauges with a Redline multi-recall tachometer. Panel is 17" wide x 4-1/2" high.



4-1 Gauge Panel

69-4057

Panel includes oil pressure, water temperature, oil temperature, and volt meter gauges, with a Redline multi-recall tachometer. Panel is 17" wide x 4-1/2" high.



REDLINE GAUGE TACH PANELS With Recall Tachometer

Panels combine advanced, electric stepper motor 2-5/8" diameter gauges with the benefits of a Redline 2-5/8" single recall tachometer. Single recall, 10,000 RPM tachometer allows recalling the highest RPM of any given session to help determine proper gearing. Panels are sold completely pre-wired for easy installation and include all necessary senders.

2-1 Gauge Panel

69-2231

Panel is fitted with oil pressure, water temperature, and tachometer gauges. Panel is 10-1/2" wide x 4-1/2" high



3-1 Gauge Panel

69-3241

Panel is fitted with oil pressure, water temperature, oil temperature, and tachometer gauges. Panel is 13-5/8" wide x 4-1/2" high.



3-1 Gauge Panel

69-3242

Panel is fitted with oil pressure, water temperature, fuel pressure, and tachometer gauges. Panel is 13-5/8" wide x 4-1/2" high.



3-1 Gauge Panel

69-3246

Panel is fitted with oil pressure, water temperature, water pressure, and tachometer gauges. Panel is 13-5/8" wide x 4-1/2" high.



REDLINE GAUGE TACH PANELS With Recall Tachometer (Cont.)



3-1 Gauge Panel

69-3247

Panel is fitted with oil pressure, water temperature, volt meter, and tachometer gauges. Panel is 13-5/8" wide x 4-1/2" high.



4-1 Gauge Panel

69-4251

Panel is fitted with oil pressure, water temperature, oil temperature, fuel pressure, and tachometer gauges. Panel is 17" wide x 4-1/2" high.



4-1 Gauge Panel

69-4256

Panel is fitted with oil pressure, water temperature, fuel pressure, water pressure, and tachometer gauges. Panel is 17" wide x 4-1/2" high.



4-1 Gauge Panel

69-4257

Panel is fitted with oil pressure, water temperature, oil temperature, volt meter, and tachometer gauges. Panel is 17" wide x 4-1/2" high.



DIGITAL GAUGE PANELS

Ultra-lightweight gauge panels are fit with precise 2-1/16" diameter digital electronic gauges. Gauges include a digital blue LED readout and graduated scale for increased readability. Built-in warning light functions are adjustable with the touch of a finger, causing the lighting to flash in the event of a problem, instantly alerting the driver. Panels are sold completely pre-wired for easy installation, and include all necessary transducers and senders.

2-Gauge Panel

67-2001

Basic digital panel includes oil pressure and water temperature gauges. Panel is 6-1/16" wide x 3-5/8" high.



3-Gauge Panel

67-3011

Assembled with oil pressure, water temperature, and oil temperature gauges, panel is 8-1/2" wide x 3-5/8" high.



3-Gauge Panel

67-3012

Panel includes gauges for oil pressure, water temperature, and fuel pressure. Panel is 8-1/2" wide x 3-5/8" high.



3-Gauge Panel

67-3016

Panel is fitted with oil pressure, water temperature, and water pressure gauges. Panel is 8-1/2" wide x 3-5/8" high.



3-Gauge Panel

67-3017

Fitted with gauges for oil pressure, water temperature, and volt meter, panel is 8-1/2" wide x 3-5/8" high.



4-Gauge Panel

67-4021

Panel includes oil pressure, water temperature, oil temperature, and fuel pressure gauges. Panel is 11" wide x 3-5/8" high.



DIGITAL GAUGE PANELS (CONT.)



4-Gauge Panel

67-4026

Panel is complete with oil pressure, water temperature, fuel pressure, and water pressure gauges. Panel is 11" wide x 3-5/8" high.



4-Gauge Panel

67-4027

Panel includes oil pressure, water temperature, oil temperature, and volt meter gauges. Panel is 11" wide x 3-5/8" high.



5-Gauge Panel

67-5036

Complete with gauges for oil pressure, water temperature, oil temperature, fuel pressure, and water pressure. Panel is 13-1/2" wide x 3-5/8" high.



5-Gauge Panel

67-5037

Panel includes oil pressure, water temperature, oil temperature, fuel pressure, and volt meter gauges. Panel is 13-1/2" wide x 3-5/8" high.

2-1/16" Digital Gauges

May also be purchased separately. Senders, transducers, and pressure lines not included.



67-000

Fuel Pressure
0-15 PSI

67-001

Tachometer
10000 RPM

67-003

Oil Pressure
0-100 PSI

67-006

Water Temperature
100°F - 280°F

67-007

Volt Meter
8-18 Volts

67-008

Water Pressure
0-100 PSI

67-009

Oil Temperature
100°F - 320°F

Replacement Senders



| Part No. | Description |
|----------|------------------------------------|
| 63-220 | 1-Wire Temp Sender |
| 63-225 | 2-Wire Temp Sender |
| 63-230 | Oil Pressure/Water Pressure Sender |
| 63-240 | Fuel Pressure Sender |



DIGITAL TACH PANELS

Ultra-lightweight gauge panels are fit with precision, 2-1/16" diameter digital electronic gauges. Gauges include a digital blue LED readout and graduated scale for increased readability. Built-in warning light functions are adjustable with the touch of a finger, causing the lighting to flash in the event of a problem, instantly alerting the driver. Panels are sold completely pre-wired for easy installation, and include all necessary transducers and senders.

2-1 Gauge Panel

67-2031

Basic digital panel includes oil pressure, water temperature, and tachometer gauges. Panel is 8-1/2" wide x 3-5/8" high.



3-1 Gauge Panel

67-3041

Assembled with oil pressure, water temperature, oil temperature, and tachometer gauges. Panel is 11" wide x 3-5/8" high.



3-1 Gauge Panel

67-3042

Panel includes gauges for oil pressure, water temperature, fuel pressure, and tachometer. Panel is 11" wide x 3-5/8" high.



3-1 Gauge Panel

67-3046

Panel is fitted with oil pressure, water temperature, water pressure, and tachometer gauges. Panel is 11" wide x 3-5/8" high.





3-1 Gauge Panel

67-3047

Basic digital panel includes oil pressure, water temperature, voltage meter, and tachometer gauges. Panel is 11" wide x 3-5/8" high.



4-1 Gauge Panel

67-4051

Assembled with oil pressure, water temperature, oil temperature, fuel pressure, and tachometer gauges. Panel is 13-1/2" wide x 3-5/8" high.



4-1 Gauge Panel

67-4056

Panel includes gauges for oil pressure, water temperature, fuel pressure, water pressure, and tachometer. Panel is 13-1/2" wide x 3-5/8" high.



4-1 Gauge Panel

67-4057

Panel is fitted with oil pressure, water temperature, oil temperature, voltage meter, and tachometer gauges. Panel is 13-1/2" wide x 3-5/8" high.



EXTREME GAUGE PANELS

Extreme Gauge Panels feature lightweight, 2-5/8" diameter white-face mechanical gauges with bright red pointers, mounted in gloss black-finished panels. Panels are pre-wired, ready to install, and include necessary senders. No external warning lights are needed; gauges use LED lights and switch automatically from white to designated color when a problem arises.

2-Gauge Panel

61-7001

Basic 7-1/4" wide x 4-1/2" high panel includes gauges for oil pressure and water temperature.



3-Gauge Panel

61-7011

Panel is 10-1/2" wide x 4-1/2" high and features oil pressure, water temperature, and oil temperature gauges.



3-Gauge Panel

61-7012

Panel is complete with oil pressure, water temperature, and fuel pressure gauges, and is 10-1/2" wide x 4-1/2" high.



3-Gauge Panel

61-7017

Panel is complete with oil pressure, water temperature, and volt meter gauges. Panel is 10-1/2" wide x 4-1/2" high.



4-Gauge Panel

61-7021

Panel is 13-5/8" wide x 4-1/2" high, and includes oil pressure, water temperature, oil temperature, and fuel pressure gauges.



4-Gauge Panel

61-7026

Panel is 13-5/8" wide x 4-1/2" high, and includes oil pressure, water temperature, fuel pressure, and water pressure gauges.



EXTREME GAUGE PANELS



Extreme Gauge Panels With LED Digital Tachometer

Panels feature the addition of the Extreme LED Digital Tachometer, designed for use as an RPM indicator or shift light. RPM settings are adjusted by simply touching the lens with a finger. Fully assembled and pre-wired, panels include all necessary senders. May be assembled with any combination of gauges; please call with specific requirements.



2-1 Gauge Panel 61-7031

2-1 gauge panel includes gauges for oil pressure and water temperature, and the Extreme LED Digital Tachometer. Panel is 10-1/2" wide x 4-1/2" high.



3-1 Gauge Panel 61-7041

3-1 gauge panel includes oil pressure, water temperature, and oil temperature gauges, and the Extreme LED Digital Tachometer. Panel is 13-5/8" wide x 4-1/2" high.



3-1 Gauge Panel 61-7042

3-1 gauge panel includes oil pressure, water temperature, and fuel pressure gauges, and the Extreme LED Digital Tachometer. Panel is 13-5/8" wide x 4-1/2" high.



4-1 Gauge Panel 61-7051

4-1 gauge panel includes oil pressure, water temperature, oil temperature, and fuel pressure gauges, and the Extreme LED Digital Tachometer. Panel is 17" wide x 4-1/2" high.

2-5/8" Extreme Gauges

May also be purchased separately. Sold complete with 12-volt lighting. Senders and pressure lines not included.



- 611-7000**
Fuel Pressure
0-15 PSI
- 611-7003**
Oil Pressure
0-100 PSI
- 611-7006**
Water
Temperature
100°F-280°F
- 611-7007**
Volt Meter
8-18 Volts
- 611-7008**
Water Pressure
0-100 PSI
- 611-7009**
Oil Temperature
100°F-320°F
- 611-7010**
Digital Tach
0-18000 RPM

Replacement Senders



| Part No. | Description |
|----------|-------------------------------------|
| 61-730 | Fuel Pressure Sender 4 PSI |
| 61-735 | Oil Pressure Sender 20 PSI |
| 61-740 | Water Temperature Switch 1/2 NPT |
| 61-750 | Oil Temperature Sender 280°F |



EXTREME GAUGE PANELS

Extreme Gauge Panels With 5" Tachometer

Panels feature the addition of the 5" 10,000 RPM recall Tachometer, Fully assembled and pre-wired, panels include all necessary senders. May be assembled with any combination of gauges; please call with specific requirements.

2-1 Gauge Panel

61-7731

Panel includes a 5" QuickCar 10,000 RPM recall tachometer (611-6001), 2-5/8" mechanical oil pressure and water temperature gauges, along with internal warning lights. Panel measures 11-7/8" wide x 4-1/2" high.



3-1 Gauge Panel

61-7741

This panel features a 5" Quick-Car 10,000 RPM recall tachometer (611-6001), 2-5/8" mechanical oil pressure, water temperature, and oil temperature gauges, along with internal warning lights. Panel measures 15-1/8" wide x 4-1/2" tall.



3-1 Gauge Panel

61-7742

This panel includes a 5" Quick-Car 10,000 RPM recall tachometer (611-6001), 2-5/8" mechanical oil pressure, water temperature, and fuel pressure gauges, along with internal warning lights. Panel measures 15-1/8" wide x 4-1/2" tall.



4-1 Gauge Panel

61-7751

Panel includes a 5" QuickCar 10,000 RPM recall tachometer (611-6001), 2-5/8" mechanical oil pressure, water temperature, oil temperature, and fuel pressure gauges, along with internal warning lights. Panel measures 18-5/16" wide x 4-1/2" tall.



Extreme Gauge Panels With 3-3/8" Tachometer

Panels feature the addition of the 3-3/8" 10,000 RPM recall Tachometer Fully assembled and pre-wired, panels include all necessary senders. May be assembled with any combination of gauges; please call with specific requirements.



2-1 Gauge Panel

61-77313

Panel includes a 3-3/8" QuickCar 10,000 RPM recall tachometer (611-6002), 2-5/8" mechanical oil pressure and water temperature gauges, and internal warning lights. Panel measures 11-7/8" wide x 4-1/2" high.



3-1 Gauge Panel

61-77413

This panel features a 3-3/8" QuickCar 10,000 RPM recall tachometer (611-6002), 2-5/8" mechanical oil pressure, water temperature, and oil temperature gauges, along with internal warning lights. Panel measures 15-1/8" wide x 4-1/2" tall.



3-1 Gauge Panel

61-77423

This panel includes a 3-3/8" QuickCar 10,000 RPM recall tachometer (611-6002), 2-5/8" mechanical oil pressure, water temperature, and fuel pressure gauges, along with internal warning lights. Panel measures 15-1/8" wide x 4-1/2" tall.

4-1 Gauge Panel

61-77513

Panel includes a 3-3/8" QuickCar 10,000 RPM recall tachometer (611-6002), 2-5/8" mechanical oil pressure, water temperature, oil temperature, and fuel pressure gauges, along with internal warning lights. Panel measures 18-5/16" wide x 4-1/2" tall.





STANDARD GAUGE PANELS

Standard Gauge Panels

Standard gauge panels feature quality QuickCar 2-5/8" diameter mechanical gauges and accompanying warning lights. Panels are sold completely pre-wired for easy installation and include all necessary senders. All gauges in standard panels feature LED lighting.

2-Gauge Panel

61-6001

Basic panel includes gauges for oil pressure and water temperature, and accompanying warning lights. Panel is 7-1/4" wide x 4-1/2" high.



3-Gauge Panel

61-6011

Panel includes gauges for oil pressure, water temperature, and oil temperature, and accompanying warning lights. Panel is 10-1/2" wide x 4-1/2" high.



3-Gauge Panel

61-6012

Panel includes gauges for oil pressure, water temperature, and fuel pressure, and accompanying warning lights. Panel is 10-1/2" wide x 4-1/2" high.



4-Gauge Panel

61-6021

Panel features gauges for oil pressure, water temperature, oil temperature, and fuel pressure, and accompanying warning lights. Panel is 13-5/8" wide x 4-1/2" high.



Replacement Senders



| Part No. | Description |
|----------|----------------------------------|
| 61-730 | Fuel Pressure Sender 4 PSI |
| 61-735 | Oil Pressure Sender 20 PSI |
| 61-740 | Water Temperature Switch 1/2 NPT |
| 61-750 | Oil Temperature Sender 280°F |

STANDARD GAUGE PANELS



Standard Gauge Panels Cont. (Black)



2-Gauge Panel 61-6701

Basic panel includes gauges for oil pressure and water temperature, and accompanying warning lights. Panel is 7-1/4" wide x 4-1/2" high.



3-Gauge Panel 61-6711

Panel includes gauges for oil pressure, water temperature, and oil temperature, and accompanying warning lights. Panel is 10-1/2" wide x 4-1/2" high.



3-Gauge Panel 61-6712

Panel includes gauges for oil pressure, water temperature, and fuel pressure, and accompanying warning lights. Panel is 10-1/2" wide x 4-1/2" high.



3-Gauge Panel 61-6717

Panel is complete with oil pressure, water temperature, and volt meter gauges, and accompanying warning lights. Panel is 10-1/2" wide x 4-1/2" high.



4-Gauge Panel 61-6721

Panel features gauges for oil pressure, water temperature, oil temperature, and fuel pressure, and accompanying warning lights. Panel is 13-5/8" wide x 4-1/2" high.



611-6000
Fuel Pressure
0-15 PSI



611-6003
Oil Pressure
0-100 PSI



611-6006
Water Temperature
100°F - 280°F



611-6007
Volts
8-18 Volts



611-6009
Oil Temperature
100°F - 340°F

Standard 2-5/8" Gauges

May also be purchased separately. Sold complete with 12-volt LED lighting. Senders and pressure lines not included.



STANDARD GAUGE PANELS

Standard Gauge Panels With 5" Tachometer

2-1 Gauge Panel

61-6031

Basic 2-1 panel includes a 5" diameter QuickCar 10,000 RPM recall tachometer, 2-5/8" diameter mechanical gauges for oil pressure and water temperature, and accompanying warning lights. Panel is 11-7/8" wide x 4-1/2" high.



3-1 Gauge Panel

61-6041

Panel incorporates a 5" diameter QuickCar 10,000 RPM recall tachometer, 2-5/8" diameter mechanical gauges for oil pressure, water temperature, and oil temperature, and accompanying warning lights. Panel is 15-1/8" wide x 4-1/2" high.



3-1 Gauge Panel

61-6042

Popular panel uses a 5" diameter QuickCar 10,000 RPM recall tachometer, 2-5/8" diameter mechanical gauges for oil pressure, water temperature, and fuel pressure, and accompanying warning lights. Panel is 15-1/8" wide x 4-1/2" high.



4-1 Gauge Panel

61-6051

Panel features QuickCar 5" diameter, 10,000 RPM recall tachometer, 2-5/8" diameter mechanical gauges for oil pressure, water temperature, oil temperature, and fuel pressure, and accompanying warning lights. Panel is 18-3/8" wide x 4-1/2" high.



STANDARD GAUGE PANELS



Standard Gauge Panels With 5" Tachometer Cont. (Black)



2-1 Gauge Panel 61-6731

Basic 2-1 panel includes a 5" diameter QuickCar 10,000 RPM recall tachometer, 2-5/8" diameter mechanical gauges for oil pressure and water temperature, and accompanying warning lights. Panel is 11-7/8" wide x 4-1/2" high.



3-1 Gauge Panel 61-6741

Panel incorporates a 5" diameter QuickCar 10,000 RPM recall tachometer, 2-5/8" diameter mechanical gauges for oil pressure, water temperature, and oil temperature, and accompanying warning lights. Panel is 15-1/8" wide x 4-1/2" high.



3-1 Gauge Panel 61-6742

Popular panel uses a 5" diameter QuickCar 10,000 RPM recall tachometer, 2-5/8" diameter mechanical gauges for oil pressure, water temperature, and fuel pressure, and accompanying warning lights. Panel is 15-1/8" wide x 4-1/2" high.

4-1 Gauge Panel 61-6751

Panel features QuickCar 5" diameter, 10,000 RPM recall tachometer, 2-5/8" diameter mechanical gauges for oil pressure, water temperature, oil temperature, and fuel pressure, and accompanying warning lights. Panel is 18-3/8" wide x 4-1/2" high.



Standard Gauge Panels With 3-3/8" Tachometers

2-1 Gauge Panel

61-60313

Basic panel includes a QuickCar 3-3/8" diameter 10,000 RPM remote recall tachometer, 2-5/8" diameter mechanical gauges for oil pressure and water temperature, and accompanying warning lights. Panel is 11-7/8" wide x 4-1/2" high.



3-1 Gauge Panel

61-60413

Panel incorporates a QuickCar 3-3/8" diameter 10,000 RPM remote recall tachometer, 2-5/8" diameter mechanical gauges for oil pressure, water temperature, and oil temperature, and accompanying warning lights. Panel is 15-1/8" wide x 4-1/2" high.



3-1 Gauge Panel

61-60423

Panel features a QuickCar 3-3/8" diameter 10,000 RPM remote recall tachometer, 2-5/8" diameter mechanical gauges for oil pressure, water temperature, and fuel pressure, and accompanying warning lights. Panel is 15-1/8" wide x 4-1/2" high.



4-1 Gauge Panel

61-60513

Panel combines a QuickCar 3-3/8" diameter 10,000 RPM remote recall tachometer, 2-5/8" diameter mechanical gauges for oil pressure, water temperature, oil temperature, and fuel pressure, and accompanying warning lights. Panel is 18-3/8" wide x 4-1/2" high.



STANDARD GAUGE PANELS



Standard Gauge Panels With 3-3/8" Tachometers Cont. (Black)



2-1 Gauge Panel 61-67313

Panel includes a QuickCar 3-3/8" diameter 10,000 RPM remote recall tachometer, 2-5/8" diameter mechanical gauges for oil pressure, and water temperature, and accompanying warning lights. Panel is 11-7/8" wide x 4-1/2" high.



3-1 Gauge Panel 61-67413

Panel incorporates a QuickCar 3-3/8" diameter 10,000 RPM remote recall tachometer, 2-5/8" diameter mechanical gauges for oil pressure, water temperature, and oil temperature, and accompanying warning lights. Panel is 15-1/8" wide x 4-1/2" high.



3-1 Gauge Panel 61-67423

Panel features a QuickCar 3-3/8" diameter 10,000 RPM remote recall tachometer, 2-5/8" diameter mechanical gauges for oil pressure, water temperature, and fuel pressure, and accompanying warning lights. Panel is 15-1/8" wide x 4-1/2" high.

4-1 Gauge Panel 61-67513

Panel combines a QuickCar 3-3/8" diameter 10,000 RPM remote recall tachometer, 2-5/8" diameter mechanical gauges for oil pressure, water temperature, oil temperature, and fuel pressure, and accompanying warning lights. Panel is 18-3/8" wide x 4-1/2" high.





TACHOMETERS

QuickCar tachometers and speedometers are used in the assembly of our quality-built, ready-to-install panels, and are also offered separately.

Extreme LED Digital Tachometer

611-7010

Digital tachometer's compact, 2-5/8" diameter allows it to be installed into any Extreme gauge panel. Tachometer may be used simply as an RPM indicator, or as a shift light. RPM settings are adjusted by simply touching the lens with a finger. Unit also includes a recall feature, which retrieves the highest RPM attained during the race.



Shift Lights On

Tachometer With Memory

611-6001

A true American-made, 5" diameter tachometer that is affordable, dependable, and accurate. Tachometer has a silver dial face with bright red pointer, has a 0-10,000 RPM range, and popular memory that recalls the highest RPM attained during the last race. Unit is fully analog, with no microprocessor, making it legal in all sanctioning bodies. Now features bright white LED lighting.



Tachometer With Remote Recall

611-6002

Made in the USA, 3-3/8" diameter aluminum-cased tachometer includes a 0-10,000 RPM range. Designed for in-dash mounting, tachometer includes a silver dial face with bright red pointer, and includes a remote recall, which displays the highest RPM attained during the last race. Analog rather than microprocessor design allows legality in all sanctioning bodies. Now features bright white LED lighting.



611-096



Small Diameter Digital Tachometer

67-001

This lightweight 2-1/16" diameter tachometer features a bright blue, easy-to-read digital display. Designed with a 0-10,000 RPM range and high-RPM recall, tachometer is adaptable to numerous engine/cylinder configurations.



Redline Single-Recall 2-5/8" Tachometer

69-001

Compact 2-5/8" tachometer reads up to 10,000 RPM and has a single high-RPM recall. Small diameter makes it easy to install in tight locations. Tachometer also features an adjustable warning/shift light and will work with numerous engine/cylinder combinations.



TACHOMETERS & SPEEDOMETER



63-001



63-002

Redline Multi-Recall Tachometers

Precise 3" diameter tachometers combine accuracy and reliability with added multi-recall features. The built-in multi-recall function allows recalling the four highest (straightaway) and four lower (corner) RPM readings to help determine proper gearing, while the programmable shift light aids in performing timely shifts, when desired. Bright, LED-lit 0-10,000 RPM tachs are offered with black or white dial faces.

| Part No. | Description |
|----------|---------------------------------|
| 63-001 | Multi-Recall Tachometer (White) |
| 63-002 | Multi-Recall Tachometer (Black) |



611-099



611-100

QuickTach LCD Recall Tachometers

Compact, accurate QuickTach features a 1-3/4" wide x 3/4" high LCD digital display with engine RPM, and can recall the highest RPM attained during the last race. RPM recall is automatically displayed for up to 15 minutes once the engine is shut down, and clears when the engine is re-started. A reset button allows users to reset the unit during racing. Light-weight unit has a waterproof aluminum case and is powered by a 9-volt battery. Not for use with magneto.

| Part No. | Description |
|----------|--|
| 611-099 | QuickTach, White/Red With Checkered Flag |
| 611-100 | QuickTach, Black |



Redline GPS Speedometer 63-300

This 3-3/8" diameter GPS speedometer features a black, easy-to-read 0-120 MPH analog face with digital LCD display odometer and compass.

The GPS receives satellite updates 10 times per second, assuring speed accuracy of +/- 3 MPH. Kit includes GPS receiver with a four-foot cable and all wiring needed for installation.



DIGITAL GAUGES

Quick Timer 67-107

GPS sensor-equipped 2-1/16" digital gauge measures if a completed lap was faster or slower than the previous lap. Faster? Green light and the time reduction is shown in the LED display. Slower? Red light, and the display shows just how much slower. The driver can experiment with different lines on the track and get immediate feedback on lap times. Great for road courses, circle track, or any kind of racing that crosses the same starting point each lap.



Multi-Recall Digital Tachometer 611-106

Innovative tachometer combines the benefits of a compact, 4" wide x 2-1/2" high size with an easy-to-read, digital backlit display and a programmable RPM warning/shift light. Once the engine is shut off, the tach displays the (10) highest and (10) lowest RPM readings from the previous race, aiding car set-up. An RPM graph allows scrolling, selecting, and replaying all RPM events as desired. Compatible with multiple engine cylinder configurations.



Digital Brake Bias Gauge Kit with Senders 67-101

Ultra-lightweight digital 2-1/16" brake bias gauge kit includes (2) 1600 PSI senders for front and rear brake pressure. Gauge will display either PSI or percentage, and features a high-PSI recall function. Perfect for setting brake bias and determining how much brake pressure is being used.



Gauge Pod Not Included


Digital Brake Bias Gauge Replacement Parts:

Brake Bias Gauge Only
67-015

Replacement 1600 PSI Sender (each)
63-270



GAUGE PANEL ACCESSORIES



Brass 1/8" NPT Tee Fittings

Required when wiring in warning lights.

| Part No. | Description |
|----------|---|
| 61-720 | 1/8" NPT "T"-Fitting, (2) Female Ports, (1) Male Port |
| 61-721 | 1/8" NPT "T"-Fitting, (3) Female Ports |



Temperature Adapters

Used to connect mechanical water or oil temperature gauges to engine.

| Part No. | Description |
|----------|------------------------------------|
| 611-900 | 1/2" NPT Brass Adapter |
| 611-901 | 1/2" NPT Aluminum Adapter |
| 611-902 | 3/8" NPT Aluminum Adapter |
| 611-903* | 3/8" NPT Extended Aluminum Adapter |
| 611-904 | 1/8" NPT to 1/2" NPT Brass Adapter |
| 611-905 | 1/8" NPT to 3/8" NPT Brass Adapter |

* Note: For use on applications where the temperature probe contacts the inside of the cylinder head before tightening. Typically required for most aluminum heads.



Example of LED Red Light Strip, Gauge Panel Not Included

LED Red Light Strip 61-790

18" long red LED strip may be trimmed to length, and is typically mounted to the dashboard and wired to a warning light, quickly alerting the driver in the event of a problem. Sold complete with necessary wiring.

Pressure and Temperature Switches



Fuel Pressure Switch 61-730

Activates warning light when fuel pressure drops below 4 PSI. Switch has 1/8" NPT.



Oil Pressure Switches

Switches are offered to activate oil pressure warning light at 20 or 30 PSI. Switches have 1/8" NPT.

| Part No. | Description |
|----------|--|
| 61-733 | Oil Pressure Switch, Activates At 30 PSI |
| 61-735 | Oil Pressure Switch, Activates At 20 PSI |



Water Temperature Switches

Activates warning light when water temperature rises to 235°F. Offered with 3/8" or 1/2" NPT.

| Part No. | Description |
|----------|------------------------------------|
| 61-740 | Water Temperature Switch, 1/2" NPT |
| 61-748 | Water Temperature Switch, 3/8" NPT |



Oil Temperature Switch 61-750

Activates warning light when oil temperature rises above 280°F. Has a 1/2" NPT thread.



3 Pack of Senders NEW! 61-751

Oil Pressure / Water Temperature / Fuel Pressure



4 Pack of Senders NEW! 61-752

Oil Pressure / Water Temperature / Fuel Pressure / Oil Temperature

Replacement Warning Lights

Replacement lights are designed for QuickCar panels and include snap-in design. Lights feature a more durable, non-brittle one-piece body.


| Part No. | Description |
|----------|--|
| 61-701 | Red |
| 61-702 | Blue |
| 61-704 | Amber |
| 61-709 | Green |
| 61-706 | 4-Pc. Warning Light Kit Includes (1) red, (1) blue, (1) amber and (1) green warning light. |



LED Bulbs

LED bulbs fit into the back lighting of standard QuickCar gauges, offering bright, reliable illumination for improved gauge readability, while using less power. Perfect for 16V applications.

| Part No. | Description |
|----------|-------------------------|
| 61-698 | White LED Bulbs, 4-Pack |
| 61-699 | White LED Bulb, Each |
| 61-691 | Red LED Bulbs, Pair |
| 61-692 | Blue LED Bulbs, Pair |
| 61-693 | Amber LED Bulbs, Pair |
| 61-694 | Green LED Bulbs, Pair |



Fuel Pressure Isolator

61-300

Specialized isolator eliminates the hazards associated with driver's compartment-mounted fuel pressure gauges. Typically mounted to the engine side firewall, isolator is plumbed with the pressure source on the inlet side and an anti-freeze/water mix on the outlet, which connects to the gauge. Compatible with gasoline, alcohol, or methanol fuels, isolator is manufactured from black anodized, billet 6061-T6 aluminum for durability. Capable of monitoring pressures up to 80 PSI, unit is sold complete with -4AN adapter fittings, mounting bracket, and necessary hardware.



1" And 1-1/4" Hose Adapters

These adapters are designed to splice into radiator hose and allow a temp sender or bleeder valve to be installed where space is an issue.

| Part No. | Description |
|----------|---------------------------------|
| 61-756 | 1" Hose with 1/8" NPT port. |
| 61-757 | 1-1/4" Hose with 1/2" NPT port. |



GAUGE PANEL ACCESSORIES



611-9015



611-90100

Mini Fuel Pressure Gauges

Ideally mounted to fuel pressure regulators or fuel logs, mini 1-1/2" diameter fuel pressure gauges are liquid-filled for added durability.

| Part No. | Description |
|-----------|-------------|
| 611-9015 | 0-15 PSI |
| 611-90100 | 0-100 PSI |



Oil Temperature Manifold

61-755


Installed in-line to allow monitoring engine oil temperature, manifold is constructed from rigid billet aluminum and black anodized for corrosion resistance. Manifold includes -10AN O-ring boss inlet and outlet ports, and standard temperature gauge port.



Aluminum Tee Fitting

61-722

Fitting includes a 1/8" NPT port to -4AN with 1/8" NPT side port for oil pressure sensor.



61-710

61-7101

1/8" NPT Pressure Gauge Line Kits

Designed to connect mechanical pressure gauges, kits are offered with copper or nylon tubing. Each kit is complete with required fittings.

| Part No. | Description |
|----------|-----------------------|
| 61-710 | Nylon Gauge Line Kit |
| 61-7101 | Copper Gauge Line Kit |



61-724



61-725

Pressure Gauge Line Kits

Each kit includes two 1/8" NPT to -4AN adapter fittings and -4AN stainless steel braided line to hook-up pressure gauges.

| Part No. | Description |
|----------|---|
| 61-71012 | 12" |
| 61-71024 | 24" |
| 61-71036 | 36" |
| 61-71048 | 48" |
| 61-71060 | 60" |
| 61-724 | 1/8" NPT Female To -4AN Male Gauge Adapter (Each) |
| 61-725 | 1/8" NPT Male To -4AN Male Gauge Adapter (Each) |



GAUGE PANEL ACCESSORIES


Quick-Lite Warning Light Kits

Warning light kits are designed to immediately alert the driver of any engine problems. Each kit is sold complete with warning light, sending switch, and wiring.

Oil Pressure Kit

61-711

Kit includes a red warning light, pressure sending unit that activates the warning light if oil pressure drops below 20 PSI, brass in-line tee for oil pressure line, and necessary pre-terminated wiring.



Water Temperature Kit

61-712

Kit includes a blue warning light, temperature sending unit that activates the warning light if water temperature exceeds 235°F, and necessary pre-terminated wiring.



Water Pressure Kit

61-713

Kit includes a blue warning light, pressure sending unit that activates the warning light if water pressure drops below 4 PSI, and necessary pre-terminated wiring. Kit provides instant notice of coolant pressure loss such as a blown hose, radiator, or head gasket leakage. Sending unit may be installed virtually anywhere in the cooling system.



Oil Temperature Kit

61-714

Kit includes an amber warning light, temperature sending unit that activates the warning light if oil temperature exceeds 280°F, and necessary pre-terminated wiring.



Fuel Pressure Kit

61-719

Kit includes a green warning light, pressure sending unit that activates the warning light if fuel pressure drops below 4 PSI, brass in-line tee, and necessary pre-terminated wiring.



Water Pressure Kit With 2-1/16" Dia. Gauge

61-716

Keep track of spikes or loss of cooling system pressure that can cause catastrophic engine failure if it goes unnoticed. Kit is similar to 61-713, but with the addition of a QuickCar 2-1/16" diameter mechanical 0-35 PSI water pressure gauge. Also includes blue warning light, pressure sending unit that activates the warning light if water pressure drops below 4 PSI, brass in-line tee, and necessary pre-terminated wiring.



| Part No. | Description |
|----------|-----------------------------|
| 61-697 | Replacement LED Bulb |
| 611-6008 | Replacement Gauge, 0-35 PSI |

WRAPAROUND GAUGE PANELS



Wraparound Gauge Panels

Innovative Wraparound Gauge Panels not only offer a professional appearance, but provide improved gauge placement. Offered in lightweight fiberglass or genuine carbon fiber, panels are 33" wide x 7" high x 13-1/2" deep, with a 1" lip. White or black gel-coated fiberglass panels include gauges for oil pressure, water temperature, oil temperature, and fuel pressure, and are completely pre-wired and ready for installation. Carbon fiber panel is sold less gauges to allow customization.



Wraparound Fiberglass Gauge Panel With Standard Gauges

61-6724 and 61-6024

Wraparound Fiberglass Gauge Panel With Extreme Gauges

61-7724 and 61-7024

Wraparound Genuine Carbon Fiber Gauge Panel

61-903



SPRINT CAR GAUGE PANELS

Deluxe Sprint Gauge Panels

Innovative two-gauge panels feature a self-contained low oil pressure warning system. Panels are fitted with QuickCar 2-5/8" diameter oil pressure and water temperature gauges, use a 9-volt battery for power, and install with quick fasteners. Choose from lightweight aluminum or ultra-light carbon fiber panels. Sold complete with required fasteners and battery.

| Part No. | Description |
|-----------|---|
| 61-6005 | Aluminum Gauge Panel |
| 61-6005-1 | Aluminum Gauge Panel, Includes Magneto Switch |
| 61-7005 | Carbon Fiber Gauge Panel |



61-6005



Rear View



61-7005

Pro Sprint Gauge Panels

Two-gauge panels weigh less than 1 lb., yet are very durable. Gauge panels are fitted with QuickCar 2-5/8" diameter oil pressure and water temperature gauges, and fasten to dash from engine bay using included quick fasteners. Choose from lightweight aluminum or ultra-light carbon fiber panels.

| Part No. | Description |
|----------|--------------------------------------|
| 61-6004 | Aluminum Gauge Panel |
| 61-6006 | Aluminum Gauge Panel, Vertical Mount |
| 61-7004 | Carbon Fiber Gauge Panel |



61-6006



Rear View



61-7004

Replacement Gauges

Gauges include mounting grommet.

| Part No. | Description |
|----------|----------------------------------|
| 611-6004 | Oil Pressure, 0-100 PSI |
| 611-6005 | Water Temperature, 100°F - 280°F |



611-6004



611-6005

SPRINT CAR GAUGE PANELS



61-2204



61-2205

Open Wheel Gauge Panels **NEW!**

Two-gauge panels feature 2-1/16" short sweep gauges with white faces mounted in black aluminum panels. Gauges are lightweight, without any backlighting, and are specifically designed for use with open wheel racecars such as midgets and sprint cars.

| Part No. | Description |
|----------|---|
| 61-2204 | Open Wheel Panel 6-3/4" W. x 3" H. |
| 61-2205 | Open Wheel Panel with Switch 6-3/4" H. x 4-1/16" H. |




Extended Bung

611-903

61-717



61-718



Oil Pressure Warning Kits

Self-contained kits, powered by a 9-volt battery, provide immediate warning of oil pressure loss. Completely pre-wired and ready to install, kit includes switch, tee fitting, oil pressure sending unit, and battery. Deluxe kit upgrades to an aluminum tee fitting, and a weatherproof switch.

| Part No. | Description |
|----------|---------------------------------|
| 61-717 | Oil Pressure Warning Kit |
| 61-718 | Deluxe Oil Pressure Warning Kit |



611-6204



611-6205

Replacement Gauges **NEW!**

Gauges include mounting bracket.

| Part No. | Description |
|----------|--|
| 611-6204 | 2-1/16" Open Wheel Oil Pressure Gauge -4AN |
| 611-6205 | 2-1/16" Open Wheel Water Temperature Gauge |



SPRINT CAR GAUGE PANELS



67-2004



67-2005

Digital Open Wheel Gauge Panels

Lightweight aluminum panels have digital 2-1/16" dia. oil pressure and water temperature gauges with bright blue readout and graduated scale for increased readability. Built-in warning lights can be preset with the touch of a finger to cause the lighting to flash in the event of a problem. Weather-resistant, self-contained panels are powered by an included compact 12-volt rechargeable battery pack, and come with a charger. Also available for vehicles with existing 12-volt power.

| Part No. | Description |
|----------|--|
| 67-2004 | Open Wheel Gauge Panel, For Cars With 12-Volt Power, 6-3/4" W. x 3" H. |
| 67-2005 | Open Wheel Gauge Panel, Self-Contained, 6-3/4" W. x 4-1/16" H. |



67-003



67-006



63-225



63-230



63-604



63-605

Digital Open Wheel Gauge Panels Replacement Parts

| Part No. | Description |
|----------|---|
| 67-003 | Oil Pressure Gauge |
| 67-006 | Water Temperature Gauge |
| 63-225 | Water Temperature Sender 2-Wire |
| 63-230 | Oil Pressure Sender |
| 63-604 | Replacement Battery Charger for 67-2005 Panel |
| 63-605 | Replacement Battery Pack for 67-2005 Panel |

SPRINT CAR GAUGE PANELS



69-2004



69-2005

Redline Open Wheel Gauge Panels

Lightweight aluminum panels feature 2-5/8" oil pressure and water temperature Redline stepper gauges. Gauges are pre-programmed to change colors and flash when a problem arises. The warning levels are adjustable using the button on the gauge face. Panels are sold completely pre-wired for easy installation and include all necessary senders, and are also available in a self-contained format with 12-volt rechargeable battery and charger.

| Part No. | Description |
|----------|--|
| 69-2004 | Open Wheel Gauge Panel, for Cars with 12-Volt Power, 8-5/8" W. x 4-1/2" H. |
| 69-2005 | Open Wheel Gauge Panel, Self-Contained Battery, 8-5/8" W. x 4-1/2" H. |



69-003



69-006

Open Wheel Gauge Panels Replacement Parts

| Part No. | Description |
|----------|---|
| 69-003 | Oil Pressure Gauge |
| 69-006 | Water Temperature Gauge |
| 63-225 | Water Temperature Sender, 2-Wire |
| 63-230 | Oil Pressure Sender |
| 63-604 | Replacement Battery Charger for 69-2005 Panel |
| 63-605 | Replacement Battery Pack for 69-2005 Panel |



63-605



63-230



63-225



63-604



Offset Sprint Gauge Grommet 61-727

Special rubber grommet secures 2-5/8" diameter gauges into mounting panel, replacing traditional saddle brackets. Offsets gauges toward driver, while reducing gauge vibration for easier reading.



IGNITION CONTROL PANELS

Ignition Control Panels

QuickCar has become the industry leader in ignition control panels. Panels include bridged double-pole switches and large-gauge wiring with heavy-duty connectors for improved conductivity and reliability. Panels are pre-wired to connect directly to our wiring harnesses. Please refer to page 49 for the proper wiring harness.

Ignition Control Panel

50-020

Compact ignition panel includes push-to-start button, weatherproof ignition and an accessory switch. Panel is 4-5/8" wide x 2-1/2" high. Direct, plug-in installation using the 50-200 or 50-201 wiring harness.



Ignition Control Panels

Ignition control panels are 3-3/8" wide x 3-5/8" high. Panels have push-to-start button and ignition switch. Available with or without ignition switch flip cover. A direct plug-in installation using 50-200 or 50-201 wiring harness.

| Part No. | Description |
|----------|---|
| 50-102 | Ignition Control Panel |
| 50-103 | Ignition Control Panel w/Flip Switch Ignition Cover |



50-102



50-103

Ignition Control Panels

Panels, which are 3-3/8" wide x 4-1/4" high, include ignition switch, push-to-start button, and pilot light. Choice of panels with or without ignition switch flip cover. A direct plug-in installation using 50-200 or 50-201 wiring harness.

| Part No. | Description |
|----------|---|
| 50-052 | Ignition Control Panel |
| 50-053 | Ignition Control Panel w/Flip Switch Ignition Cover |



50-052



50-053

IGNITION CONTROL PANELS



Ignition Control Panels Cont. (Black)



Ignition Control Panel

50-820

Compact ignition panel includes push-to-start button, weatherproof ignition switch, and an accessory switch. Panel is 4-5/8" wide x 2-1/2" high. Direct, plug-in installation using the 50-200 or 50-201 wiring harness.



50-802



50-803

Ignition Control Panels

Ignition control panels are 3-3/8" wide x 3-5/8" high. Panels have push-to-start button and ignition switch. Available with or without ignition switch flip cover. A direct plug-in installation using 50-200 or 50-201 wiring harness.

| Part No. | Description |
|----------|---|
| 50-802 | Ignition Control Panel |
| 50-803 | Ignition Control Panel Ignition Switch Flip Cover |



50-852



50-853

Ignition Control Panels

Panels are 3-3/8" wide x 4-1/4" high and include ignition switch, push-to-start button, and pilot light. Choice of panels with or without ignition switch flip cover. A direct plug-in installation using 50-200 or 50-201 wiring harness.

| Part No. | Description |
|----------|---|
| 50-852 | Ignition Control Panel |
| 50-853 | Ignition Control Panel Ignition Switch Flip Cover |



IGNITION CONTROL PANELS

Ignition Control Panels With Single Accessory Switch

Panels include ignition switch, push-to-start button, accessory switch, and two pilot lights. Panels are 4-5/8" wide x 4-3/8" high. Choice of panels with or without ignition switch flip cover. A direct plug-in installation using 50-200 or 50-201 wiring harness.

| Part No. | Description |
|----------|---|
| 50-022 | Ignition Control Panel |
| 50-023 | Ignition Control Panel w/Ignition Switch Flip Cover |



50-022



50-023

Ignition Control Panel With Two Accessory Switches

50-025

Panel includes ignition switch, push-to-start button, two accessory switches, and three pilot lights. Panel is 4-5/8" wide x 4-3/8" high. A direct plug-in installation using 50-200 or 50-201 wiring harness.



Basic Ignition Wiring Harnesses

Ready-to-install, basic wiring harness eases the car building process. Each harness is 5' long and includes four individually colored wires. Sold complete terminated into the direct plug-in connector.

| Part No. | Description |
|----------|---------------------------|
| 50-200 | Basic Wiring Harness |
| 50-201 | Basic Wiring Harness, HEI |



IGNITION CONTROL PANELS



Ignition Control Panels With Single Accessory Switch

Panels include ignition switch, push-to-start button, accessory switch, and two pilot lights. Panels are 4-5/8" wide x 4-3/8" high. Choice of panels with or without switch flip cover. A direct plug-in installation using 50-200 or 50-201 wiring harness.

| Part No. | Description |
|----------|---|
| 50-822 | Ignition Control Panel |
| 50-823 | Ignition Control Panel w/Ignition Switch Flip Cover |



50-822




50-823



Ignition Control Panel With Two Accessory Switches

50-825

Panel includes ignition switch, push-to-start button, two accessory switches, and three pilot lights. Panel is 4-5/8" wide x 4-3/8" high. A direct plug-in installation using 50-200 or 50-201 wiring harness.



Toggle Switch Extensions

Push-on switch extensions ease toggle switch activation, particularly when wearing driving gloves. Sold in pairs in choice of red or black.

| Part No. | Description |
|----------|-----------------|
| 50-524 | Red, Two-Pack |
| 50-526 | Black, Two-Pack |



IGNITION CONTROL PANELS

Ignition Control Panel

50-165

Compact ignition panel includes ignition switch, momentary start button, and five accessory switches. Panel is 6-7/8" wide x 2" high.



Fused Ignition Control Panel

50-163

Panel features fused ignition switch, momentary start button, and five fused accessory switches. Panel is 6-7/8" wide x 3-1/4" high.



Ignition Control Panel

50-166

Similar to the 50-165 ignition panel, but with the addition of six pilot lights. Panel is 6-7/8" wide x 3-1/4" high and , includes ignition switch, momentary starter button, five accessory switches, and six pilot lights.



Fused Ignition Control Panel

50-164

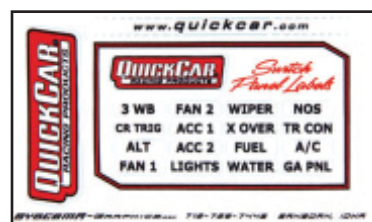
Similar to the 50-163 ignition panel, but slightly larger with the addition of six pilot lights. Includes fused ignition switch, momentary starter button, five fused accessory switches, and six pilot lights. Panel is 6-7/8" wide x 4-1/8" high.



Switch Panel Sticker Kits

Customize QuickCar ignition control panels quickly and easily, while keeping a professional appearance. Sticker kit includes labels for 16 common functions that may be activated with accessory switches.

| Part No. | Description |
|----------|---|
| 50-003 | Sticker Kit For QuickCar Panels With Six Or More Switches |



IGNITION CONTROL PANELS



Ignition Control Panel

50-865

Compact ignition panel includes ignition switch, momentary start button, and five accessory switches. Panel is 6-7/8" wide x 2" high.



Fused Ignition Control Panel

50-863

Panel features fused ignition switch, momentary start button, and five fused accessory switches. Panel is 6-7/8" wide x 3-1/4" high.



Ignition Control Panel

50-866

Similar to the 50-865 ignition panel, but with the addition of six pilot lights. Panel is 6-7/8" wide x 3-1/4" high and includes ignition switch, momentary starter button, five accessory switches, and six pilot lights.



Fused Ignition Control Panel

50-864

Similar and a bit larger than the 50-863 ignition panel, but with the addition of six pilot lights. Includes fused ignition switch, momentary starter button, five fused accessory switches, and six pilot lights. Panel is 6-7/8" wide x 4-1/8" high. For weatherproof switches, use part no. 50-7164.



Roll Bar -To -Switch/Gauge Panel Mounting Brackets

Specialized brackets allow quick mounting gauge or switch panels to roll bar. Mounts virtually any height panel. Simply trim off any extra bracket length, if desired. Available to mount to 1-1/2", 1-5/8", or 1-3/4" dia. roll bar. Sold in pairs.

| Part No. | Description |
|----------|--|
| 66-939 | Switch Panel Mounting Bracket, 1-1/2" Roll Bar |
| 66-940 | Switch Panel Mounting Bracket, 1-3/4" Roll Bar |
| 66-945 | Switch Panel Mounting Bracket, 1-5/8" Roll Bar |



IGNITION CONTROL PANELS



50-750

Weatherproof Ignition Control Panels

Weatherproof switch panels are 3-3/8" wide x 3-1/2" high and are a direct plug-in to the 50-200, 50-201, or *50-2031 wiring harness.

| Part No. | Description |
|----------|---|
| 50-750 | Ignition Control Panel, Use with 50-200 or 50-201 Harness |
| 50-7531 | Single Ignition Control Panel, Use with 50-2031 *Harness |

Weatherproof Ignition Control Panels With Single Accessory Switch

Weatherproof panels include ignition, momentary starter, and single accessory switches. Panels are 4-5/8" wide x 2-1/2" high and are a direct, plug-in to the 50-200, 50-201, 50-2021 (dual ignition), or *50-2031 (single ignition) wiring harnesses.

| Part No. | Description |
|----------|---|
| 50-720 | Ignition Control Panel, Use with 50-200 Or 50-201 Harness |
| 50-711 | Dual Ignition Control Panel, Use 50-2021 Harness |
| 50-731 | Single Ignition Control Panel, Use 50-2031 *Harness |

50-720



Weatherproof Ignition Control Panels With Two Accessory Switches

Weatherproof panels with switches for momentary start, ignition, and two accessories. Panels are 4-1/8" wide x 3" high and are a direct plug-in to the 50-200, 50-201, 50-2021 (dual ignition), or *50-2031 (single ignition) wiring harnesses.

| Part No. | Description |
|----------|---|
| 50-740 | Ignition Control Panel, Use with 50-200 Or 50-201 Harness |
| 50-7411 | Dual Ignition Control Panel, Use 50-2021 Harness |
| 50-7431 | Single Ignition Control Panel, Use 50-2031 *Harness |
| 50-7414 | Single Ignition Control Panel with Dual Pick-Up Distributor, Use with 50-2034 Harness |

50-740



Weatherproof Ignition Control Panels With Three Accessory Switches

Weatherproof panels include ignition, momentary starter, and three accessory switches. Panels are 4-1/8" wide x 3" high.

| Black Part No. | Checkered Part No. | Description |
|----------------|--------------------|--|
| 50-7711 | 50-1711 | Dual Ignition Control Panel, Use with 50-2021 Harness |
| 50-7713 | 50-1713 | Dual Ignition Control Panel w/3-Wheel Braking, Use with 50-2021 Harness |
| 50-7714 | 50-1714 | Single Ignition Control Panel with Dual Pickup Distributor, Use with 50-2034 Harness |
| 50-7731 | 50-1731 | Single Ignition Control Panel w/3-Wheel Braking, Use with 50-2031 * Harness |
| 50-7739 | — | 5 Switch Kit With Decal 50-2031 *Harness |


50-7731



5 Switch Kit With Decal **NEW!**

50-7739

Includes 1 momentary start switch, ignition switch, and 3 accessory weatherproof switches all pre-wired for use with the *50-2031 harness.



* Single Ignition Switch Panels That Fit Harness 50-2031 Will Also Fit With These Harnesses: 50-2039, 50-2032, 50-2033, 50-2035, 50-2051, 50-2053

IGNITION CONTROL PANELS



Weatherproof Fused Ignition Control Panel 50-7164

Ignition panel combines the benefits of weatherproof, precision micro-switches with built-in fuse access and a compact, 6-7/8" wide x 4-1/8" high size. Includes momentary start, ignition, and five accessory switches.



50-7611

Weatherproof Ignition Control Panels With Four Accessory Switches

Weatherproof switch panels measure 3-1/4" wide x 4-1/2" high, and are a direct plug-in to the *50-2031, 50-2021, or 50-2034 wiring harness. Includes ignition, momentary start, and 4 accessory switches.

| Part No. | Description |
|----------|---|
| 50-7611 | Ignition Control Panel, Use with 50-2021 Harness |
| 50-7631 | Ignition Control Panel, Use with 50-2031 *Harness |
| 50-7614 | Ignition Control Panel, Use with 50-2034 Harness |



50-790

Weatherproof Ignition Control Panels With Single Accessory Switch

Weatherproof panels include ignition, momentary start, and single accessory switches. Panels are 2-1/2" wide x 4-5/8" high and are a direct, plug-in to the 50-200, 50-201, 50-2021 (dual ignition), or 50-2031* (single ignition) wiring harnesses.

| Part No. | Description |
|----------|--|
| 50-790 | Ignition Control Panel, Use 50-200 Or 50-201 Harness |
| 50-7911 | Dual Ignition Control Panel, Use 50-2021 Harness |
| 50-7931 | Single Ignition Control Panel, Use 50-2031 *Harness |



50-031

Ignition Control Panels With Single Accessory Switch

Pre-wired switch panels include ignition switch, push-to-start button, and choice of single accessory or 3-wheel brake switch. Panels are 4-5/8" wide x 2-1/2" high. A direct plug-in installation using the *50-2031 wiring harness.


| Part No. | Description |
|----------|--|
| 50-031 | Single Ignition Control w/Accessory Switch |
| 50-033 | Single Ignition Control w/3-Wheel Brake Switch |



Weatherproof Panels With Four Accessory Switches

Weatherproof black switch panel with four accessory switches. Panels measure 4-1/8" wide x 3" high and are available with and without lights.

| Part No. | Description |
|----------|--------------------------------|
| 50-718 | Four switch panel, lighted |
| 50-719 | Four switch panel, non-lighted |



Switch Panel Sticker Kits

Customize QuickCar ignition control panels quickly and easily, while keeping a professional appearance. Sticker kits includes labels for 16 common functions that may be activated with accessory switches.

| Part No. | Description |
|----------|---|
| 50-004 | Sticker Kit For QuickCar Panels With Five Or Fewer Switches |

* Single Ignition Switch Panels That Fit Harness 50-2031 Will Also Fit With These Harnesses: 50-2039, 50-2032, 50-2033, 50-2035, 50-2051, 50-2053



IGNITION CONTROL PANELS

Ignition Control Panels With Accessory Rocker Switches

Similar in quality and construction to traditional QuickCar ICP's, but with premium rocker switches. Panels feature 25-amp capacity switches that are dust/water-resistant and include screw-on terminal connections. Offered in checkered flag or black, panels are completely pre-wired and ready to install. May be plugged directly into 50-200 or 50-201 wiring harnesses, if desired.

52-165 (Checkered Flag) 52-865 (Black)

Includes ignition switch, momentary starter switch, and three accessory switches. Measures 7" wide x 3" high.



52-165



52-865

52-166 (Checkered Flag) 52-866 (Black)

Similar to the above panels, but with rocker switches that illuminate upon activation. Includes illuminated ignition switch, momentary starter switch, and three illuminated accessory switches. Measures 7" wide x 3" high.



52-166



52-866

52-163 (Checkered Flag) 52-863 (Black)

Panel features the addition of fused rocker switches for added electrical system protection. Includes fused ignition switch, momentary starter switch, and three fused accessory switches. Measures 7" wide x 3-1/2" high.



52-163



52-863

Ignition Control Panels With Accessory Rocker Switches Cont.



52-164

52-164 (Checkered Flag) 52-864 (Black)

Top-of-the-line panel incorporates rocker switches that are fused and illuminated. Includes illuminated and fused ignition switch, momentary starter switch, and three illuminated and fused accessory switches. Measures 7" wide x 3-1/2" high.



52-864



52-716

Accessory Rocker Panels

Black aluminum panel with four 25-amp capacity rocker switches. Panels measure 5-3/4" wide x 3" high and are available with and without lights.

| Part No. | Description |
|----------|---------------------------------------|
| 52-716 | Four Rocker Switch Panel, Non-lighted |
| 52-717 | Four Rocker Switch Panel, Lighted |



52-717



52-500



52-601

Replacement/Accessory Rocker Switches

| Part No. | Description |
|----------|--|
| 52-500 | On/Off Rocker Switch |
| 52-510 | Momentary Start Rocker Switch |
| 52-512 | Momentary/On/Off Rocker Switch |
| 52-601 | Lighted On/Off Rocker Switch, Red |
| 52-602 | Lighted On/Off Rocker Switch, Blue |
| 52-604 | Lighted On/Off Rocker Switch, Amber |
| 52-609 | Lighted On/Off Rocker Switch, Green |
| 52-615 | Lighted On/Off/On Rocker Switch, Green |



IGNITION CONTROL PANELS

Circuit Breaker Panels

Attractive, gloss black Ignition Control Panels include premium 20-amp circuit breakers for the ultimate in electrical system protection. Circuit breakers utilize an easily resettable design. Panels are completely pre-wired and ready to install.

50-868

Panel includes push-to-start button, ignition toggle switch, and five accessory toggle switches, complete with circuit breakers. Measures 6-7/8" wide x 4" tall.



50-869

Similar to the above panel, but 1" taller to accommodate the addition of six pilot lights. Measures 6-7/8" wide x 5" tall.



Replacement Resettable Circuit Breakers

Circuit breakers may be reset with the touch of a button. Offered in various amp ratings, heavy-duty design circuit breakers include screw connectors to ensure positive connections.

| Part No. | Description |
|----------|-------------|
| 50-9715 | 15 Amp |
| 50-9720 | 20 Amp |
| 50-9725 | 25 Amp |
| 50-9730 | 30 Amp |



Clear Boot 50-700

Clear protective boot for resettable circuit breakers. Protects circuit breaker from dirt and moisture.




Wiring Harnesses

QuickCar offers a wide variety of wiring harnesses, each designed exclusively for use with their popular ignition control panels. Each harness includes the necessary terminations and a direct plug-in connector for easy installation. Simply refer to the "Switch Panel To Wiring Harness Chart" to select the proper harness.

Switch Panel To Wiring Harness Chart

The ignition switch panels listed below are designed as a direct plug-in installation to a specific wiring harness, significantly easing and speeding-up the car building process. The chart identifies the proper wiring harness for each ignition switch panel.



Basic wiring harness 50-200 with ignition control panel 50-720

| Ignition Switch Panel | Wiring Harness |
|-----------------------|--------------------------------|
| 50-020 / 50-820 | 50-200 (Basic) or 50-201 (HEI) |
| 50-022 / 50-822 | 50-200 (Basic) or 50-201 (HEI) |
| 50-023 / 50-823 | 50-200 (Basic) or 50-201 (HEI) |
| 50-025 / 50-825 | 50-200 (Basic) or 50-201 (HEI) |
| 50-031 | *50-2031 (Single Ignition) |
| 50-033 | *50-2031 (Single Ignition) |
| 50-052 / 50-852 | 50-200 (Basic) or 50-201 (HEI) |
| 50-053 / 50-853 | 50-200 (Basic) or 50-201 (HEI) |
| 50-102 / 50-802 | 50-200 (Basic) or 50-201 (HEI) |
| 50-103 / 50-803 | 50-200 (Basic) or 50-201 (HEI) |
| 50-163 / 50-863 | No Harness Needed |
| 50-164 / 50-864 | No Harness Needed |
| 50-165 / 50-865 | No Harness Needed |
| 50-166 / 50-866 | No Harness Needed |
| 50-1711 / 50-7711 | 50-2021 (Dual Ignition) |
| 50-1713 / 50-7713 | 50-2021 (Dual Ignition) |
| 50-1714 / 50-7714 | 50-2034 (Dual Pickup Ignition) |
| 50-711 | 50-2021 (Dual Ignition) |
| 50-7164 | No Harness Needed |


| Ignition Switch Panel | Wiring Harness |
|--------------------------------|--------------------------------|
| 50-720 | 50-200 (Basic) or 50-201 (HEI) |
| 50-731 | *50-2031 (Single Ignition) |
| 50-740 | 50-200 (Basic) or 50-201 (HEI) |
| 50-7411 | 50-2021 (Dual Ignition) |
| 50-7414 | 50-2034 (Dual Pickup Ignition) |
| 50-7431 | *50-2031 (Single Ignition) |
| 50-750 | 50-200 (Basic) or 50-201 (HEI) |
| 50-7531 | *50-2031 (Single Ignition) |
| 50-7611 | 50-2021 (Dual Ignition) |
| 50-7631 | *50-2031 (Single Ignition) |
| 50-7614 | 50-2034 (Dual Pickup Ignition) |
| 50-7731 | *50-2031 (Single Ignition) |
| 50-7739 | *50-2031 (Single Ignition) |
| 50-790 | 50-200 (Basic) or 50-201 (HEI) |
| 50-7911 | 50-2021 (Dual Ignition) |
| 50-7931 | *50-2031 (Single Ignition) |
| 50-868 | No Harness Needed |
| 50-869 | No Harness Needed |
| 52 Series Rocker Switch Panels | 50-200 (Basic) or 50-201 (HEI) |

* Single Ignition Switch Panels That Fit Harness 50-2031 Will Also Fit These Harnesses: 50-2039, 50-2032, 50-2033, 50-2035, 50-2051, 50-2053

Replacement Components

Designed specifically for QuickCar ignition control panels.

| Part No. | Description |
|----------|--|
| 50-500 | Standard Single-Pole Switch |
| 50-501 | Aircraft Flip Switch Cover |
| 50-503 | Magneto Switch, 6-Post |
| 50-504 | 3-Wheel Brake Switch w/Rubber Cover |
| 50-505 | Bridged Double-Pole Switch |
| 50-506 | Ignition w/Start Switch |
| 50-508 | Long Handle Single-Pole Switch NEW! |
| 50-510 | Push-To-Start Momentary Switch |
| 50-512 | Momentary Toggle Switch |
| 50-601 | Red Pilot Light |
| 50-602 | Blue Pilot Light |
| 50-604 | Amber Pilot Light |
| 50-609 | Green Pilot Light |
| 50-610 | Replacement Rubber Boot For Switch |



50-500




50-501




50-503



50-504



50-505




50-506



50-508



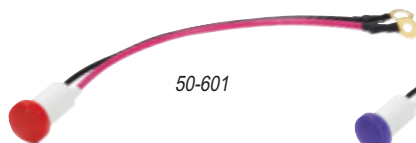
50-510



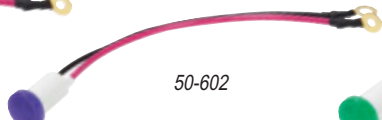
50-512



50-610



50-601



50-602



50-609



50-604

ATC Fuses

Designed for use in QuickCar Switch Panels, fuses are offered in a variety of amp ratings. Sold in packs of 5.

| Part No. | Description |
|----------|---------------------------------|
| 50-905 | 5 Amp |
| 50-910 | 10 Amp |
| 50-915 | 15 Amp |
| 50-920 | 20 Amp |
| 50-925 | 25 Amp |
| 50-930 | 30 Amp |
| 50-960 | Fuse Assortment, 5 of each fuse |



50-920



50-925



50-930



50-905



50-910



50-915

12 Gauge In-Line ATC Fuse Holder **NEW!**

50-955

In-line fuse holder can be installed in a power wire to protect valuable electrical components. Includes 1 each: 5 amp, 10 amp, 15 amp, 20 amp, 25 amp, and 30 amp fuses.




Line Clamps


The professional method when securing fuel lines, electrical wiring, etc. to chassis. Rubber-coated clamps are in packs of 10.

| Part No. | Description |
|----------|-------------|
| 66-850 | 1/4" Clamp |
| 66-852 | 3/8" Clamp |
| 66-854 | 1/2" Clamp |
| 66-856 | 5/8" Clamp |
| 66-858 | 3/4" Clamp |
| 66-860 | 1" Clamp |







50-400




50-401




50-402




50-410




50-415




50-417



50-424



50-502



50-420




50-422

Weatherproof Micro-Switches

QuickCar offers a wide variety of weatherproof micro-switches and circuit breakers. Well-suited for replacement purposes or when building custom switch panels.


| Part No. | Description |
|----------|--|
| 50-400 | Momentary Micro-Switch Starter Switch |
| 50-401 | Momentary-Off-Momentary Single-Pole Micro-Switch |
| 50-402 | Momentary-Off-Momentary Double-Pole Micro-Switch |
| 50-410 | On-Off Single Pole Micro-Switch |
| 50-415 | On-Off-On Micro-Switch |
| 50-417 | On-On Micro-Switch |
| 50-420 | On-On Double-Pole Crossover Micro-Switch |
| 50-422 | 20-Amp Circuit Breaker |
| 50-424 | 40-Amp Circuit Breaker |
| 50-502 | Weatherproof Magneto Micro-Switch |



HD Switch With Flip-Up Switch Cover

50-520

Heavy-duty switch includes an aircraft-type, flip-up switch cover.



HD Switch With Black Switch Cover

50-522

Heavy-duty switch includes a weatherproof black switch cover.



WIRING HARNESSES

Basic Ignition Wiring Harnesses

Ready-to-install basic wiring harnesses ease the car building process. Each harness is 5' long and includes four individually labeled wires complete with plug-in connector.

| Part No. | Description |
|----------|---------------------------|
| 50-200 | Basic Wiring Harness |
| 50-201 | Basic Wiring Harness, HEI |



50-200

Modified Ignition Wiring Harness Kit

Universal harness for UMP/IMCA modified will connect all ignition components. Includes switch panel with weatherproof switches.

| Part No. | Description |
|----------|---|
| 50-2030 | Wiring Harness Kit With Checkered Panel |
| 50-2033 | Wiring Harness Only |
| 50-2037 | Wiring Harness Kit with Black Panel |



50-2030

Single Ignition Wiring Harness 50-2031

A universal Weatherpack harness for race cars utilizing a single-box ignition system. Wiring harness connects the following items: ignition box, coil, distributor, starter solenoid, tachometer, switch panel.



Dual Ignition Wiring Harness 50-2021

A universal Weatherpack harness for race cars using a dual-box ignition system. Wiring harness connects the following items: 2 ignition boxes, 2 coils, 2 distributor pickups, starter solenoid, tachometer, switch panel.





HEI Ignition Wiring Harness

50-2032

Universal wiring harness is designed for applications using an HEI ignition system. Wiring harness connects the following items: HEI distributor power and tach, switch panel, starter solenoid, tachometer.



Crane/Fast HI-6RC Harness

50-2051

Specialized wiring harness is designed for cars a single Crane/FAST HI-6RC Ignition system. Sold complete with wiring and connectors. For use with any ignition panel that fits the 50-2031. Wiring harness connects the following items: ignition box, coil distributor, starter solenoid, tachometer, switch panel.



Spec Asphalt Late Model Harness

NEW!

50-2053


Legal for asphalt racing series such as the SRL Southwest Tour and Northwest Super Late Model Series, QuickCar's spec harness is a plug-n-play option for the FAST 6700-6701 ignition box. Constructed of TXL, Mil-Spec wiring, gold plated ring terminals for power (+) / ground (-), and WeatherPack connectors; harness comes with serial number and hooks up: ignition box, coil, distributor, tach, solenoid, and directly plugs into several of QuickCar's switch panels. Comes standard with a 3-pin deutsch connector for the distributor lead.



Dual Pickup Distributor Ignition Wiring Harness

50-2034

Universal Weatherpack wiring harness is designed for cars using a single ignition box and dual magnetic pickup distributor, or crank trigger/distributor combination. Wiring harness connects the following items: ignition box, coil, 2 distributor pickups, starter solenoid, tachometer, and switch panel.



Single Ignition Harness With 3-Wheel Brake

50-2035

A Universal Weatherpack harness for dirt cars utilizing a single-box ignition system with a 3-wheel brake solenoid. Wiring harness hooks the following items together: ignition box, coil, distributor, starter solenoid, 3-wheel brake solenoid, tachometer, switch panel.



HEI Wiring Harness For MSD Soft Touch **NEW!**

50-2039

Wiring harness designed for cars using the MSD 8727CT digital Soft Touch Rev Control Limiter. Wiring harness hooks the rev limiter to a QuickCar switch panel, tachometer, and starter solenoid. For use with any switch panel that fits the 50-2031 wiring harness.



IGNITION SYSTEM ACCESSORIES

Ignition System Accessories

QuickCar ignition wiring systems are used by many chassis builders and comply with specifications set by most sanctioning bodies.

Three-Piece Rubber Grommet Set **NEW!**

50-008

Set includes 3 different sized triangle shaped grommets for a 3/4", 1-1/8", and 1-5/8" holes. Grommets protect wires when routing through sheet metal, while also keeping dirt out of the cockpit.



Deutsch Weatherpack Adapter

50-2007

Eases the installation of MSD HVC ignitions, adapting the Deutsch square 6-pin connector to a 6-pin flat male Weatherpack connector.



MSD Magnetic Pickup To Weatherpack Adapter

50-207


Specialized adapter eliminates the need to cut MSD magnetic pickup wires when converting primary ignition wiring to Weatherpack connectors.



Crane Ignition Distributor Adapter

50-2008


Special wiring harness adapts Crane Ignition distributors that use a 3-pin Deutsch connector to a 2-pin Weatherpack connector.



HEI Distributor Lead **NEW!**

50-2009

Four-foot-long lead easily connects your HEI distributor to ignition switched power and to your tachometer signal wire.



3-Wheel Brake Panel **NEW!**

50-035

3-wheel brake panel allows dirt racers to isolate their 3-wheel brake switch for ease of activation during the race. Panel includes a light to let the driver know when the 3 wheel brake solenoid is activated




3-Wheel Brake Harness

50-034

Wiring harness with Weatherpack connector is used to supply power from the 3-wheel brake switch to the solenoid.



IGNITION SYSTEM ACCESSORIES



Digital MSD Adapter

50-2006


Pigtail harness adapts an MSD Digital 6-ignition connector to a standard 6-pin flat male Weatherpack connector.



Crank Trigger Wiring Harness Extension

50-206

Wiring harness is used to extend the common MSD purple/green wires 2-1/2 ft. for connection to the crank trigger on the front of the engine.



7AL-2 Plus Adapter

50-7222

Adapts the wiring connector of the popular MSD 7AL-2 Plus Ignition to a 6-pin Weatherpack connector.



LED Light Strips

LED light strips can be placed virtually anywhere where lighting is desired: inside the driver's compartment, under the hood, etc. Offered in a variety of colors.

| Part No. | Description |
|----------|------------------|
| 61-791 | Yellow LED Strip |
| 61-792 | Blue LED Strip |
| 61-793 | Green LED Strip |
| 61-794 | Purple LED Strip |
| 61-9790 | Red LED Strip |
| 61-9795 | White LED Strip |



LED Under-Car Light Kit

61-795

Perfect for dark pit areas when an urgent under-car repair is required. Bright white, 18" long LED light strip. Installs easily under car or in any dark area.

| Part No. | Description |
|----------|---------------------------------------|
| 61-9795 | Replacement LED Strip With Connectors |



BATTERY CABLE KITS

Battery Cable Kits

QuickCar Battery Cable Kits include 15 feet of red power cable, 2 feet of black ground cable, one pair of nickel-plated marine-style battery terminals, eight gold-plated power ring terminals, and heat-shrink tubing. All battery cables are made from copper.

| Part No. | Description |
|----------|--|
| 57-008 | 4-Gauge, Side Mount |
| 57-009 | 4-Gauge, Top Post Mount |
| 57-010 | 2-Gauge, Top Post Mount |
| 57-011 | 2-Gauge, Side Mount |
| 57-014 | 4-Gauge, Top Post Mount, Includes Master Disconnect Switch |



Drag Kit

57-012

QuickCar Drag Race Kit contains all you need to wire a dual-battery system. The kit includes 25 feet of 2-gauge red power cable, 8 feet of 2-gauge black ground cable, 2 pair of nickel-plated brass marine-type battery terminals, 14 gold-plated power ring terminals, and heat-shrink tubing.



Battery Ground Cables

Pre-terminated with gold-plated copper terminals for maximum conductivity, ground cables are 18" in length. Choose from 2- or 4-gauge.


| Part No. | Description |
|----------|-------------|
| 57-1809 | 4-Gauge |
| 57-1810 | 2-Gauge |



Race Wire

Used by many racing teams and chassis builders. Constructed with very fine stranded rope-lay copper wire for high flexibility and superior power flow with insulation capable of withstanding extreme temperatures.

| Description | 1' | 5' | 10' | 15' | 125' Roll |
|-----------------|--------|--------|---------|---------|-----------|
| 2-Gauge | | | | | |
| Red, Per Ft. | 57-101 | 57-321 | — | 57-1521 | 57-102 |
| Black, Per Ft. | 57-103 | 57-323 | — | 57-1523 | 57-104 |
| 4-Gauge | | | | | |
| Red, Per Ft. | 57-091 | 57-341 | — | 57-1541 | 57-092 |
| Black, Per Ft. | 57-093 | 57-343 | — | 57-1543 | 57-094 |
| 8-Gauge | | | | | |
| Red, Per Ft. | 57-240 | — | 57-2401 | — | — |
| Black, Per Ft. | 57-250 | — | 57-2501 | — | — |
| 14-Gauge | | | | | |
| Red, Per Ft. | 57-201 | — | 57-2011 | — | — |
| Black, Per Ft. | 57-203 | — | 57-2031 | — | — |
| White, Per Ft. | 57-236 | — | 57-2361 | — | — |



Battery Cable Ends

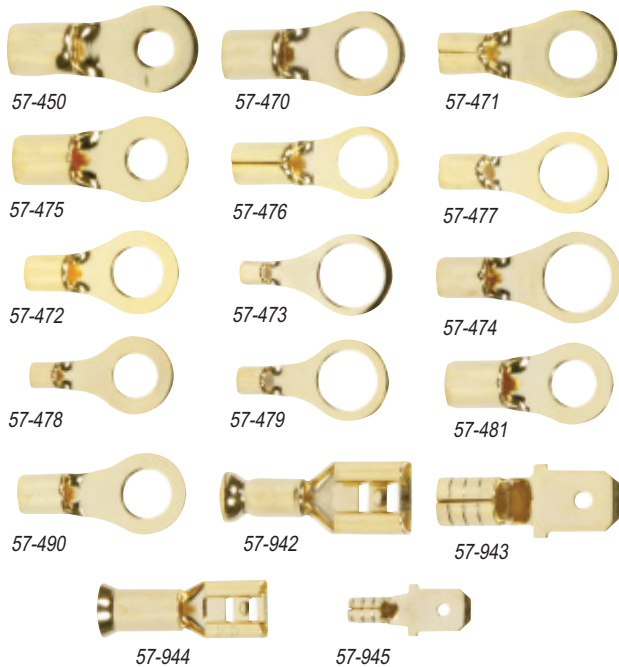
Heavy-duty, gold-plated copper ring terminals are sold in pairs with heat-shrink tubing.

| Part No. | Description | Part No. | Description |
|----------------|-------------|----------|-------------|
| 2-Gauge | | | |
| 57-540 | 5/16" | 57-520 | 5/16" |
| 57-550 | 3/8" | 57-525 | 1/4" |
| 57-560 | 1/2" | 57-530 | 3/8" |
| | | 57-535 | 1/2" |
| 4-Gauge | | | |



57-560

57-535



Ring & Spade Terminals

Ideal for custom wiring tasks, ring, and spade terminals are available in a variety of sizes. Terminals are complete with heat-shrink. Sold in pairs.


| Part No. | Description | Wire Range (Gauge) | Stud Size | Tab Width |
|----------|---------------------------------------|--------------------|-------------|-----------|
| 57-450 | Ring Terminal (Pair) with Heat-Shrink | #12-10 | #6 (.148") | — |
| 57-470 | Ring Terminal (Pair) with Heat-Shrink | #12-10 | #10 (.200") | — |
| 57-471 | Ring Terminal (Pair) with Heat-Shrink | #16-14 | #8 (.174") | — |
| 57-472 | Ring Terminal (Pair) with Heat-Shrink | #16-14 | #10 (.200") | — |
| 57-473 | Ring Terminal (Pair) with Heat-Shrink | #16-14 | 3/8" | — |
| 57-474 | Ring Terminal (Pair) with Heat-Shrink | #10-8 | 3/8" | — |
| 57-475 | Ring Terminal (Pair) with Heat-Shrink | #10-8 | #10 (.200") | — |
| 57-476 | Ring Terminal (Pair) with Heat-Shrink | #22-16 | #6 (.148") | — |
| 57-477 | Ring Terminal (Pair) with Heat-Shrink | #22-16 | #10 (.200") | — |
| 57-478 | Ring Terminal (Pair) with Heat-Shrink | #16-14 | 1/4" | — |
| 57-479 | Ring Terminal (Pair) with Heat-Shrink | #16-14 | 5/16" | — |
| 57-481 | Ring Terminal (Pair) with Heat-Shrink | #8 | 1/4" | — |
| 57-490 | Ring Terminal (Pair) with Heat-Shrink | #8 | 5/16" | — |
| 57-942 | Female Spade (Pair) with Heat-Shrink | #16-14 | — | .259" |
| 57-943 | Male Spade (Pair) with Heat-Shrink | #12-10 | — | .250" |
| 57-944 | Female Spade (Pair) with Heat-Shrink | #12-10 | — | .259" |
| 57-945 | Male Spade (Pair) with Heat-Shrink | #16-14 | — | .250" |



Impact Crimper

64-020

Excellent for crimping standard power rings onto battery cables for permanent termination.



Shielded Distributor Wire

57-200


Specially shielded, three-wire harness protects the trigger signal from the distributor from EMI (Electro Magnetic Interference). Sold per foot.



Gator Clamps

50-435

Heavy-duty gator clamps are ideal for repairing or customizing battery charger connectors, remote starters, etc. Sold in pairs, (1) red and (1) black rubber-coated.



Top-Post Battery Master Disconnect **NEW!**

57-650

Solid brass terminal connects to the negative post for easy installation and quick power disconnection. Simply loosen knob to disconnect power, tighten to reconnect. Rated for 125 amps on standard 12VDC systems.




WIRING ACCESSORIES

Weatherpack Terminals

A secure, virtually bulletproof wire termination with a waterproof cable seal for connecting ignition or accessories throughout the race car. One through six male and female connectors are available. Rated up to 20A at 12-volts DC. All connectors include pins and seals. Sold individually.


| Part No. | Description |
|----------|---------------------------------------|
| 50-300 | Female Pin |
| 50-301 | Male Pin |
| 50-302 | Green Cable Seal, 14, 16, 18 AWG Wire |
| 50-303 | Blue Cable Seal, 10 AWG Wire |
| 50-304 | Red Cable Seal, 20 AWG Wire |
| 50-310 | Female Connector, 1-Pin |
| 50-311 | Male Connector, 1-Pin |
| 50-312 | 1-Pin Connector Kit, Male And Female |
| 50-320 | Female Connector, 2-Pin |
| 50-321 | Male Connector, 2-Pin |
| 50-322 | 2-Pin Connector Kit, Male And Female |
| 50-330 | Female Connector, 3-Pin |
| 50-331 | Male Connector, 3-Pin |
| 50-332 | 3-Pin Connector Kit, Male And Female |
| 50-340 | Female Connector, 4-Pin |
| 50-341 | Male Connector, 4-Pin |
| 50-342 | 4-Pin Connector Kit, Male And Female |
| 50-360 | Female Connector, 6-Pin |
| 50-361 | Male Connector, 6-Pin |
| 50-362 | 6-Pin Connector Kit, Male And Female |



Weatherpack Kit

50-380

230-piece Weatherpack kit includes a wide variety of connectors, housing cable seals and contact pins. Sold in plastic carrying case.



Pin Tool Remover

50-399

Required to remove contact pins from Weatherpack housing.





Ignition/Start Switch With Harness 50-507

Includes a 50-506 ignition switch, along with 50-200 basic wiring harness and 50-501 switch flip cover. Kit is pre-wired, and includes the starter switch and ignition switch, all in one.



Remote Start Button 50-434

Handy when performing valve lash adjustments. Includes heavy-duty leads with gator clamps that connect to the starter solenoid, allowing the engine to be easily turned over.




Heavy Duty Automatic Wire Stripper Pliers 50-393

Heavy-duty, 6" pliers allow quickly strip 8-18 gauge wires for termination. A bolt-on depth adjustment guide provides consistent, reliable strip length.



Ratcheting Crimper Pliers 50-395


Perform consistent, professional quality crimps to a wide variety of electrical terminals including insulated, non-insulated, Weatherpack, small gauge, or spark plug wire. Unique design allows quick jaw changes without the need for tools. Rigid, heavy-duty pliers also have an adjustment for crimping pressure.



Deutsch Connectors

Durable, precision connectors include plastic male and female housing ends with indexed locks to securely lock, while sealing out dirt and moisture. Kits are sold complete with terminals, silicone rubber seals and strong crimp tabs for 12-18 gauge wires.

| Part No. | Description |
|----------|------------------------------|
| 71-322 | Deutsch Connector Kit, 2-Pin |
| 71-332 | Deutsch Connector Kit, 3-Pin |
| 71-342 | Deutsch Connector Kit, 4-Pin |
| 71-362 | Deutsch Connector Kit, 6-Pin |



Top-Mount Battery Terminals

Made from solid brass and 24k gold or nickel-plated for optimum conductivity, terminals allow attaching battery cables to top-mount batteries. The 57-620 has two extra ports for accessory wires. Sold in pairs.

| Part No. | Description |
|----------|--|
| 57-607 | Battery Terminal Covers |
| 57-610 | Brass/Nickel-Plated Terminals |
| 57-620 | Brass/Gold-Plated Terminals |
| 57-627 | Battery Terminal Covers NEW! |
| 57-630 | Brass/Nickel-Plated Bolt-On Terminals 2-or 4-Gauge NEW! |
| 57-640 | Brass/Nickel-Plated Solder Terminals 4-Gauge NEW! |



Remote Jumper Posts

Provides remote access to the battery. Terminals have insulated covers to prevent accidental contact from parts with opposing polarity.


| Part No. | Description |
|----------|---------------------|
| 57-701 | Red |
| 57-702 | Black |
| 57-703 | Red And Black, Pair |



Charging Post Mounting Brackets

Charging post brackets allow 57-703 remote charging posts to be professionally mounted. Machined aluminum brackets are black anodized and offered either flat, for mounting to a flat surface, or bent, for mounting on firewall or inside of trunk. Brackets have two holes to accept red and black remote charging posts. Brackets may also be purchased complete with charging posts.

| Part No. | Description |
|----------|---|
| 57-708 | Flat Mounting Bracket |
| 57-709 | Bent Mounting Bracket |
| 57-718 | Flat Mounting Bracket With Charging Posts |
| 57-719 | Bent Mounting Bracket With Charging Posts |



Side-Mount Battery Terminals

57-660

Battery terminals are 24k gold-plated for optimum conductivity. Side-mount terminals allow you to attach cables to GM-style side-mount batteries. Comes with nut and lock washers for 5/16" studs. Long stud allows use of multiple or thick power ring connectors. Sold in pairs.



Battery Cable Boots

57-604

May be used for covering battery terminals on small terminal batteries or starter solenoid connections. Boots may be used with up to 2-gauge cable. Sold as a pair, (1) red and (1) black.



Pass Through Post **NEW!**

Pass through post allows running electrical wires neatly through firewalls or other metal. Posts have nickel-plated 3/8" studs and a 250 amp max rating.

| Part No. | Description |
|----------|-------------------------|
| 57-803 | Red Pass Through Post |
| 57-804 | Black Pass Through Post |



ELECTRICAL SYSTEM ACCESSORIES



Terminal Buss Bar

Glass-filled nylon Buss Bar with 12 connection terminals, each able to handle up to 15 amps continuously. 1/4" stainless steel terminal post and (12) #8-32 stainless steel attaching screws.

| Part No. | Description |
|----------|---|
| 57-801 | Red Buss Bar |
| 57-802 | Black Buss Bar |
| 57-8012 | Red Terminal Buss Bar With Covers NEW! |
| 57-8022 | Black Terminal Buss Bar With Covers NEW! |



8-Terminal Power Distribution Post


180 amp maximum with 20 amps per connection max. Glass-filled nylon base with nickel-plated copper connection plate. 5/16" stainless steel connection post and (8) #8-32 stainless steel screws. Available in black or red.

| Part No. | Description |
|----------|------------------------------|
| 57-805 | Red Eight-Point Power Post |
| 57-806 | Black Eight-Point Power Post |

Power Distribution Stud

57-807

Connect two or more voltage cables together. Glass-filled nylon base with 3/8" stud. 160 amps maximum.



Master Disconnects

Most sanctioning bodies require these for an emergency cut-off switch. Our master disconnect switches come complete with a red epoxy-coated handle and mounting plate. Mounting plate is 2-1/2" x 2-1/2".

| Part No. | Description |
|----------|---|
| 55-001 | Switch Only |
| 55-002 | Switch Only, Cars w/Alternator |
| 55-005 | Switch Only For Use With High-Current Alternators |
| 55-006 | Replacement Red Handle For 55-030 |
| 55-008 | Switch With Flag Mounting Plate, Cars With High-Current Alternators |
| 55-009 | Switch With Flag Mounting Plate |
| 55-010 | Switch With Black Mounting Plate |
| 55-011 | Switch With Black Mounting Plate, Cars w/Alternator |
| 55-012 | Switch With Flag Mounting Plate, Cars w/Alternator |
| 55-013 | Switch With Black Mounting Plate, Cars With High-Current Alternators |
| 55-021 | Switch With Silver Mounting Plate |
| 55-022 | Switch With Silver Mounting Plate, Cars w/Alternator |
| 55-023 | Switch With Silver Mounting Plate, Cars With High-Current Alternators |
| 55-030 | Weatherproof Switch With Black Plate, Red Handle, 3-Post |
| 55-031 | Weatherproof Switch With Black Plate, Silver Handle, 3-Post |
| 55-55 | Replacement Red Switch Handle With Screw |
| 55-120 | Jumper Wire, 3" Long Wire For Use With 55-011, 55-012, or 55-022 |
| 55-121 | Jumper Wire, 3" Long Wire For Use With 55-008, 55-013, or 55-023 |





ELECTRICAL SYSTEM ACCESSORIES

Battery Disconnect Boots

Protects battery disconnect terminals from being accidentally shorted.

| Part No. | Description |
|----------|-------------|
| 57-601 | Red, Pair |
| 57-602 | Black, Pair |




57-602

Plastic Master Disconnect Switch w/Removable Key

55-003

Removable key adds a measure of safety and security, while limiting switch access.

| Part No. | Description |
|----------|-----------------|
| 55-004 | Replacement Key |



Remote Start Button **NEW!**

50-433

Remote-mounted button gives the ability to mount a starter button in the engine compartment to roll the engine over when setting valve lash, without reaching into the cockpit. The wiring is included to hook to the starter solenoid, making installation very simple.



Stud Feed-Through

57-700

Designed for use where a 12-volt power source must pass through a panel (i.e. firewall).



Heavy-Duty Starter Solenoid


50-430

Durable solenoid is impervious to dirt, heat, and vibration. Will still function when others fail.

Starter Jumper Wires

Starter jumper wire is used when a remote solenoid is also being used. Wire jumps power from the solenoid to the starter when starter is engaged. Choose from wires with spade or ring-style terminal ends.

| Part No. | Description |
|----------|--|
| 50-2001 | Spade-Type Jumper Wire, Allstar Performance Or Tilton Starters |
| 50-2002 | Ring Terminal Jumper Wire, Bert Or Brinn Starters |



50-2002



50-2001

Battery Quick Disconnects

The battery cable quick disconnect enables you to change out a battery fast. Also used for battery charging and anywhere a quick disconnect is helpful. Sold individually, complete with required connectors. Three are generally used; (1) for the battery end, (1) for the car end, and (1) for a spare battery or battery charger.

| Part No. | Description |
|----------|----------------------------------|
| 57-707 | Black Cover for 57-704 Connector |
| 57-705 | 2 AWG |
| 57-706 | 4 AWG |
| 57-704 | 8 AWG |
| 50-513 | 6-AWG Connector Holster |
| 50-514 | 6-AWG Connector Pin |



57-705



57-706



57-704



57-707



50-513



50-514

ELECTRICAL SYSTEM ACCESSORIES



Remote Outlet Kits

Remote outlet attaches to the chassis or runs through a body panel, and provides quick, plug-in access for battery chargers or oil pre-heaters. Kits are sold complete with 5' long wiring harness and necessary terminals. Choose from kits with or without outlet cover.

| Part No. | Description |
|----------|---|
| 57-711 | Remote Outlet For Oil Heater Or Battery Charger |
| 57-723 | Remote Outlet For Oil Heater Or Battery Charger, Includes Female Connector And Outlet Cover |



Alternator Wire Kit With Quick Disconnect **57-105**

Universal alternator wire kit includes 9 ft. of 8-gauge wire, ring terminals, boot, and quick disconnects for easy installation/disassembly.

Alternator Wire Kit **57-106**

Universal alternator wire kit includes 9 ft. of 8-gauge wire, ring terminals, and boot.

Alternator Wiring Kit With Weatherproof Quick Disconnect **NEW!** **57-107**

Universal alternator wire kit includes 9 ft. of 8-gauge wire, ring terminals, boot, and waterproof 1-pin Deutsch connectors for easy installation/disassembly.



Alternator Wire Boot **57-605**

Designed to work with 8-gauge wire. Sold individually



Male Recessed Outlet **57-710**

Often used for remote access to battery or oil heater.



57-810

57-820

57-830

Firewall Grommets

Mounts securely to the firewall and locks onto the wire that passes through the bushing. Provides a waterproof seal and a vibration proof feed-through.

| Part No. | Description |
|----------|-------------|
| 57-810 | 8-12 AWG |
| 57-820 | 2-4 AWG |
| 57-830 | 1/0 AWG |

QuickCar Racing Products has set the performance racing industry standard for battery cables and wiring. Our fine-stranded, rope-lay copper construction wire offers the absolute best in current carrying capabilities, while the 220°F + insulation can withstand the high temperatures and fluids common to racing. QuickCar offers a complete line of battery cable kits and wiring accessories that are reliable, durable, and affordable.

Premium 4-Gauge Wiring Kit

50-232

Premium 4-gauge wiring kit includes the 50-020 ignition control panel, 4-AWG battery cable, wiring harness, 55-009 master disconnect switch, solenoid, top-mount battery terminals, ring terminals, heat-shrink tubing, and wire clamps.



Premium 4-Gauge Wiring Kit

50-832

With black switch panel/master disconnect.



4-Gauge Wiring Kit

50-231

QuickCar's 4-gauge wiring kit is sold with the 50-022 ignition control panel, 4-AWG battery cable, wiring harness, 55-009 master disconnect switch, solenoid, top-mount battery terminals, ring terminals, heat-shrink tubing, and wire clamps.



WIRING KITS



4-Gauge Wiring Kit 50-831

With Black Switch Panel/Master Disconnect.



2-Gauge Wiring Kit 50-230

Heavy-duty, 2-gauge wiring kit includes the 50-053 ignition control panel, 2-AWG battery cable, wiring harness, 55-009 master disconnect switch, solenoid, top-mount battery terminals, ring terminals, heat-shrink tubing and wire clamps.



2-Gauge Wiring Kit 50-830

With Black Switch Panel/Master-Disconnect.

4-Gauge Wiring Kit

50-235

QuickCar's 4-gauge wiring kit is sold with the 50-102 ignition control panel, 4-AWG battery cable, wiring harness, 55-009 master disconnect switch, solenoid, top-mount battery terminals, ring terminals, heat-shrink tubing, and wire clamps.



4-Gauge Wiring Kit

50-835

With Black Switch Panel/Master Disconnect.



2-Gauge Wiring Kit Less Master Disconnect

50-234

Heavy-duty, 2-gauge wiring kit includes standard 50-102 switch panel, 50-200 wiring harness, solenoid, top-mount battery terminals, ring terminals, heat-shrink tubing, and wire clamps. Master disconnect sold separately.



WIRING KITS



2-Gauge Wiring Kit 50-834

With Black Switch Panel/Less Master Disconnect.



4-Gauge Wiring Kit Less Master Disconnect 50-236

Four-gauge wiring kit is sold with standard 50-102 ignition control panel, 4-gauge battery cable, wiring harness, solenoid, top-mount battery terminals, ring terminals, heat-shrink tubing, and wire clamps. Master disconnect sold separately.



4-Gauge Wiring Kit 50-836

With Black Switch Panel/Less Master Disconnect.



TIRE GAUGES

Tire Pressure Gauges

The QuickCar 2-1/2" diameter tire pressure gauge is regarded as the most reliable in the industry. Offered with a choice of Dry, Glow, or Liquid-Filled face. High-quality gauges feature pressure-relief valves, rubber shock rings, 14" long hoses with strain reliefs on each end and a 45° air chuck.

Dry Gauges

| Part No. | Description |
|----------|-------------|
| 56-020 | 0-20 PSI |
| 56-040 | 0-40 PSI |
| 56-060 | 0-60 PSI |



56-020



56-040



56-060

Glow Gauges

| Part No. | Description |
|----------|-------------|
| 56-022 | 0-20 PSI |
| 56-042 | 0-40 PSI |
| 56-062 | 0-60 PSI |



56-022



56-042



56-062

Liquid-Filled Gauges

| Part No. | Description |
|----------|-------------|
| 56-021 | 0-20 PSI |
| 56-041 | 0-40 PSI |
| 56-061 | 0-60 PSI |



56-021



56-041



56-061

Economy Digital Tire Pressure Gauge

56-070

Economically-priced digital tire pressure gauge, gauge measures 0-100 PSI in 1/2 lb. increments and uses an auto-off feature for extended battery life. More shock-resistant than analog-style gauges, gauge includes a 14" long hose with 45° air chuck and bleeder for quick pressure adjustments.

Digital Tire Pressure Gauge

56-085

The most accurate tire pressure gauge currently offered by QuickCar is calibrated to .5% accuracy. Gauge reads in PSI, Bar, KG, or KPA, incorporates an easy-to-read backlit screen, auto shut-off for extended battery life, and a premium, 14" long hose with a 45° angled air chuck. 0-60 lb. gauge.



TIRE GAUGES



Tire Inflators

Check tire pressures while inflating or deflating tires. Precision tire inflators include air-release buttons, stainless steel braided air hoses, chrome-plated angle chucks, and choice of Dry, Glow, or Liquid-Filled gauge heads in 0-20 PSI, 0-40 PSI, and 0-60 PSI versions. Digital Tire Inflators are also available, incorporating easy-to-read backlit screens, auto shut-off feature for extended battery life.



Dry Heads

| Part No. | Description |
|----------|-------------|
| 56-220 | 0-20 PSI |
| 56-240 | 0-40 PSI |
| 56-260 | 0-60 PSI |

Glow Heads

| Part No. | Description |
|----------|-------------|
| 56-222 | 0-20 PSI |
| 56-242 | 0-40 PSI |
| 56-262 | 0-60 PSI |

Liquid Filled Heads

| Part No. | Description |
|----------|-------------|
| 56-221 | 0-20 PSI |
| 56-241 | 0-40 PSI |
| 56-261 | 0-60 PSI |

Digital Heads

| Part No. | Description |
|----------|-------------|
| 56-270 | 0-100 PSI |
| 56-285 | 0-60 PSI |

Tire Pressure Gauge Replacement Parts

| Part No. | Description |
|----------|------------------------------------|
| 56-001 | 14" Flex Hose With Pressure Relief |
| 56-002 | Gauge Head, Dry 0-20 PSI |
| 56-004 | Gauge Head, Dry 0-40 PSI |
| 56-006 | Gauge Head, Dry 0-60 PSI |

| Part No. | Description |
|----------|------------------------------------|
| 56-0022 | Gauge Head, Glow 0-20 PSI |
| 56-0042 | Gauge Head, Glow 0-40 PSI |
| 56-0062 | Gauge Head, Glow 0-60 PSI |
| 56-0021 | Gauge Head, Liquid-Filled 0-20 PSI |

| Part No. | Description |
|----------|------------------------------------|
| 56-0041 | Gauge Head, Liquid-Filled 0-40 PSI |
| 56-0061 | Gauge Head, Liquid-Filled 0-60 PSI |
| 56-003 | Rubber Shock Ring |



Angle Style Air Chuck 56-9001

Angle style 45° air chuck fits into hard-to-reach areas, easing tire pressure adjustments. Air chuck has 1/4" NPT threads.



Ball Style Air Chuck 56-9002

Compact 90° air chuck fits into the tightest, hard-to-reach areas, easing tire pressure adjustments. Air chuck has 1/4" NPT threads.



CHASSIS COMPONENTS

Aluminum Suspension Tubes

Manufactured in the USA from rigid 6061 aluminum, QuickCar Suspension Tubes are up to 35% stronger than traditional hex or round units. Suspension tubes include precision-machined ends, corrosion-resistant black anodized finish, and identification on the left-hand threaded end. Unique design allows adjustment by hand or with a wrench. Choose from 2 1/32" O.D. with 5/16"-24, threads, 8mm-1.25 or 3/8"-24 threads, 1-1/8" O.D. with 5/8"-18 threads, or 1-1/4" O.D. with 3/4"-16 threads.



Scan for more information



| Length | 2 1/32" O.D. | 2 1/32" O.D. | 2 1/32" O.D. | 1-1/8" O.D. | 1-1/4" O.D. | Length | 2 1/32" O.D. | 2 1/32" O.D. | 2 1/32" O.D. | 1-1/8" O.D. | 1-1/4" O.D. |
|--------|-----------------|-----------------|----------------|----------------|----------------|--------|-----------------|-----------------|----------------|----------------|----------------|
| | 5/16"-24 Thread | 8mm-1.25 Thread | 3/8"-24 Thread | 5/8"-18 Thread | 3/4"-16 Thread | | 5/16"-24 Thread | 8mm-1.25 Thread | 3/8"-24 Thread | 5/8"-18 Thread | 3/4"-16 Thread |
| 6" | 31-060 | — | — | — | — | 23.5" | 31-235 | — | — | 62-235 | 75-235 |
| 6.5" | 31-065 | — | — | — | — | 24" | 31-240 | — | 38-240 | 62-240 | 75-240 |
| 7" | 31-070 | — | — | 62-070 | 75-070 | 24.5" | 31-245 | — | — | 62-245 | — |
| 7.5" | 31-075 | — | — | 62-075 | 75-075 | 25" | 31-250 | — | 38-250 | 62-250 | 75-250 |
| 8" | 31-080 | 08-080 | 38-080 | 62-080 | 75-080 | 25.5" | 31-255 | — | — | — | — |
| 8.5" | 31-085 | 08-085 | 38-085 | 62-085 | 75-085 | 26" | 31-260 | — | 38-260 | — | 75-260 |
| 9" | 31-090 | 08-090 | 38-090 | 62-090 | 75-090 | 27" | — | — | 38-270 | 62-270 | 75-270 |
| 9.5" | 31-095 | 08-095 | 38-095 | 62-095 | 75-095 | 28" | — | — | 38-280 | 62-280 | 75-280 |
| 10" | 31-100 | 08-100 | 38-100 | 62-100 | 75-100 | 29" | — | — | — | — | 75-290 |
| 10.5" | 31-105 | 08-105 | 38-105 | 62-105 | 75-105 | 30" | — | — | — | — | 75-300 |
| 11" | 31-110 | 08-110 | 38-110 | 62-110 | 75-110 | 31" | — | — | — | 62-310 | 75-310 |
| 11.5" | 31-115 | 08-115 | 38-115 | 62-115 | 75-115 | 32" | — | — | — | — | 75-320 |
| 12" | 31-120 | 08-120 | 38-120 | 62-120 | 75-120 | 33" | — | — | — | — | 75-330 |
| 12.5" | 31-125 | 08-125 | 38-125 | 62-125 | 75-125 | 34" | — | — | — | — | 75-340 |
| 13" | 31-130 | 08-130 | 38-130 | 62-130 | 75-130 | 35" | — | — | — | — | 75-350 |
| 13.5" | 31-135 | 08-135 | 38-135 | 62-135 | 75-135 | 36" | — | — | — | — | 75-360 |
| 14" | 31-140 | 08-140 | 38-140 | 62-140 | 75-140 | 37" | — | — | — | — | 75-370 |
| 14.5" | 31-145 | 08-145 | 38-145 | 62-145 | 75-145 | 38" | — | — | — | — | 75-380 |
| 15" | 31-150 | 08-150 | 38-150 | 62-150 | 75-150 | 39" | — | — | — | 62-390 | 75-390 |
| 15.5" | 31-155 | 08-155 | 38-155 | 62-155 | 75-155 | 40" | — | — | — | 62-400 | 75-400 |
| 16" | 31-160 | 08-160 | 38-160 | 62-160 | 75-160 | 41" | — | — | — | — | 75-410 |
| 16.5" | 31-165 | 08-165 | 38-165 | 62-165 | 75-165 | 42" | — | — | — | — | 75-420 |
| 17" | 31-170 | 08-170 | 38-170 | 62-170 | 75-170 | 43" | — | — | — | — | 75-430 |
| 17.5" | 31-175 | 08-175 | 38-175 | 62-175 | 75-175 | 44" | — | — | — | — | 75-440 |
| 18" | 31-180 | 08-180 | 38-180 | 62-180 | 75-180 | 45.7" | — | — | — | 62-457 | — |
| 18.5" | 31-185 | 08-185 | 38-185 | 62-185 | 75-185 | 46.5" | — | — | — | 62-465 | — |
| 19" | 31-190 | 08-190 | 38-190 | 62-190 | 75-190 | 47.7" | — | — | — | 62-477 | — |
| 19.5" | 31-195 | 08-195 | 38-195 | 62-195 | 75-195 | 48" | — | — | — | 62-480 | — |
| 20" | 31-200 | 08-200 | 38-200 | 62-200 | 75-200 | 48.7" | — | — | — | 62-487 | — |
| 20.5" | 31-205 | — | — | 62-205 | 75-205 | 49" | — | — | — | 62-490 | — |
| 21" | 31-210 | — | 38-210 | 62-210 | 75-210 | 50" | — | — | — | 62-500 | — |
| 22" | 31-220 | — | 38-220 | 62-220 | 75-220 | 51" | — | — | — | 62-510 | — |
| 22.5" | 31-225 | — | — | 62-225 | 75-225 | 72" | — | — | — | 62-600 | 75-600 |
| 23" | 31-230 | — | 38-230 | 62-230 | 75-230 | | | | | | |

Double-Ended Suspension Tube Wrench

66-6275

Heavy-duty steel, double-ended wrench allows performing quick adjustments to QuickCar 5/8" or 3/4" threaded suspension tubing.



Suspension Tube Ruler

66-100

Measure nearly any suspension component fitted with rod ends, including suspension tubes, tie rods, etc., quickly and precisely. Black powder coated ruler includes a locking thumb screw and provides precise measurements up to 36". Sold complete with aluminum adapters to measure components with 1/2", 5/8", or 3/4" rod ends. Optional adapters allow measuring parts with 1/4", 5/16", or 3/8" rod ends.

| Part No. | Description |
|----------|--|
| 66-105 | Ruler Adapters, Allows Measuring Components With 1/4", 5/16", Or 3/8" Rod Ends |
| 66-106 | Ruler Adapters, Allows Measuring Components With 1/2", 5/8", Or 3/4" Rod Ends (Included With 66-100) |





Torque Absorbers

Track-proven to increase forward bite out of the turns with sustained traction down the straightaway, QuickCar's torque absorbers are IMCA-legal, and are lighter than spring-style units. CNC-machined units feature internal brass bushing and grease fittings to eliminate any possibility of bind, while the specially-threaded cap allows easy biscuit changes. Offered in three versions: Standard, uses two interior biscuits and is 13-1/2" long; Intermediate, uses three interior biscuits and is 14-1/2" long; and Long, uses four interior biscuits and is 17" long. Softer or harder durometer biscuits may be purchased separately for tuning purposes.

| Part No. | Description |
|----------|--|
| 66-500 | Standard Torque Absorber, 13-1/2" Long |
| 66-400 | Intermediate Torque Absorber, 14-1/2" Long |
| 66-499 | Long Torque Absorber, 17" Long |



Torque Absorber Biscuits

QuickCar torque absorber biscuits come in a variety of hardnesses to tune for different track conditions. Biscuits are sold individually, or in the kit 66-508 which includes 2 blue, 2 yellow, 2 red, and 2 black.

| Part No. | Description |
|----------|---|
| 66-501 | Extra Soft Blue Biscuit, Each |
| 66-509 | Extra Soft/Soft Green Biscuit, Each |
| 66-502 | Soft Yellow Biscuit, Each |
| 66-503 | Medium/Soft Orange Biscuit, Each |
| 66-504 | Medium Red Biscuit, Each |
| 66-506 | Hard Black Biscuit, Each |
| 66-508 | KIT Includes Blue (2), Yellow (2), Red (2), Black (2) |



Travel Indicator 66-512

Specialized tool fits QuickCar and other small O.D. torque absorbers, and is used to determine travel of the unit during acceleration and braking. Installs easily. Sold complete with indicator rod, two indicator mounting brackets, and required hardware.



Torque Absorber Covers

Durable nylon covers keep dirt and debris out of QuickCar torque absorbers, while also preventing prying eyes from viewing biscuit colors and combinations. Covers may be easily installed or removed, and secure with Velcro.

| Part No. | Description |
|----------|---|
| 66-520 | Cover For 66-500, Standard 12-1/2" Long Torque Absorber |
| 66-530 | Cover For 66-499, Long 14" Long Torque Absorber |



Outlaw Torque Absorber Biscuits

Choose from four different rates. Biscuits are 3" diameter.

| Part No. | Description |
|----------|--------------------------------|
| 66-551 | Extra-Soft Blue Biscuit (Each) |
| 66-552 | Soft Yellow Biscuit (Each) |
| 66-554 | Medium Red Biscuit (Each) |
| 66-556 | Hard Black Biscuit (Each) |



STEERING WHEELS

Steering Wheels

Quality dished aluminum or steel spoked steering wheels are offered with a choice of smooth red, blue, or black grips. Choose from 15" or 17" diameter.


15"

| Steel | | Aluminum | |
|---------|-------|----------|-------|
| 68-003 | Black | 68-001 | Black |
| 68-0031 | Red | 68-0011 | Red |
| 68-0032 | Blue | 68-0012 | Blue |



17"


| Steel | | Aluminum | |
|---------|-------|----------|-------|
| 68-004 | Black | 68-002 | Black |
| 68-0041 | Red | 68-0021 | Red |
| 68-0042 | Blue | 68-0022 | Blue |



Lightweight Steering Wheels

Lightweight, 15" diameter aluminum steering wheels are drilled and shot-peened to reduce weight and increase grip. Steering wheels weigh less than 1 lb. and include a 1-1/2" dish. Choose from natural or black powder coated.

| Part No. | Description |
|----------|-------------------------------|
| 68-005 | Natural Finish Steering Wheel |
| 68-006 | Black Finish Steering Wheel |



STEERING WHEEL ACCESSORIES



Molded Steering Wheel Pad

58-244

Molded black pad fits flat or dished three-spoke steering wheels. Secures with Velcro.



Steering Wheel Kill Switch

50-190

Designed for steering wheel mounting, provides driver the ability to quickly disable ignition system in the event of a crash.



Steering Wheel Pad

58-245

Black vinyl-covered foam pad attaches to most three-spoke racing steering wheels and offers added protection to the driver in the event of a crash. Pad is 5-3/4" diameter x 2" thick and attaches directly with three hook/loop straps.

Steering Wheel Disconnects

Lightweight, anodized aluminum disconnects allow quick removal or replacement of the steering wheel, often required to allow driver entry or exit. Designed for use with popular 3-bolt steering wheels and 3/4" diameter steering shafts, disconnects are sold complete with weld-on steel hub adapter.



Hex Hub 360 Degree Aluminum Disconnect

68-012

Comes complete with hardware and fasteners.



Hex-Hub Button Style Aluminum Disconnect

68-010

Hex-hub button-style aluminum disconnect.



Fine Spline Hub 360 Degree Aluminum Disconnect

68-015

Comes complete with hardware and fasteners.



68-0109

68-0129

68-0159

Weld-On Hub Steel Adapters

Also available separately, adapters are specifically made for QuickCar disconnects. Welds to 3/4" O.D. steering shaft.

| Part No. | Description |
|----------|--|
| 68-0109 | Fits Hex-Hub Button-Style (68-010) |
| 68-0129 | Fits Hex-Hub 360° Style (68-012) |
| 68-0159 | Fits Fine Spline-Hub 360° Style (68-015) |

Tire prep and selection are key to winning races and QuickCar offers a variety of tools to closely monitor them.

Chrome Valve Stems

Premium chrome valve stems are sold individually or in four packs.

| Part No. | Description |
|----------|-------------------------------|
| 56-115 | Chrome Valve Stem, Each |
| 56-116 | Chrome Valve Stems, Four Pack |



Aluminum Valve Core Tool

56-100

Pocket-sized tool allows quick removal or replacement of valve cores. Tool is manufactured from durable billet aluminum and red anodized finished for corrosion resistance.



Valve Core Remover

56-119

Compact, convenient tool allows quick valve core replacement and valve stem repair.



Aluminum Toe Plates

64-704

Simple, yet accurate. Simply lean against each front tire and measure the distance between the two. Includes (2) 12' tape measures.

| Part No. | Description |
|----------|--------------------------|
| 64-703 | Replacement Tape Measure |



Tire Marker Kit

64-401

Perfect for marking sizes, circumferences, and locations, kit includes a silver tire pen and white tire marker.

| Part No. | Description |
|----------|-------------------|
| 64-400 | White Tire Marker |
| 64-403 | Silver Tire Pen |



Aluminum Tire Caliper

64-706

Lightweight aluminum tire caliper measures circumference quickly and accurately, from 65" to 115".



TIRE MANAGEMENT



Tire Management Kit

56-105

All-in-one kit includes deluxe tire durometer (56-155), tire tread depth gauge (56-104), and tire tape (56-110), all in a foam-lined plastic storage case.



Tire Tread Depth Gauge

56-104

Monitor tire wear and ensure that your complete tire patch has maximum track contact. Durable, aluminum-housed gauge includes professional scale graphics and allows measuring tread depth in 1/32" increments. Sold complete with carrying pouch.



Deluxe Tire Durometer

56-155

Determine tire hardness effectively and accurately. Gauge has a range of 0-100 durometer and is sold with carrying pouch.



Digital Tire Tread Depth Gauge

56-102

Determine tread depth quickly and effectively. Precision gauge includes a digital display in decimals or fractions, while the non-rocking, billet aluminum base helps ensure accurate measurements.



Tire Tape

Hawk tip tire tape grabs onto the edge of virtually any surface, allowing easy measurements by just one person. Tape has a magnetic back and measures up to 10'.

| Part No. | Description |
|----------|--------------------------------|
| 56-110 | Hawk Tip Tire Tape |
| 56-111 | Hawk Tip Tire Tape, Carded |
| 56-112 | Hawk Tip Tire Tape, (6) Carded |

Deluxe QuickAngle Tray

A replacement for the Smart Tray, the Deluxe QuickAngle Tray has added features including legs that attach directly to trailing arms, tie rods, or chassis tubing, while the two-step base plate accepts the Smart Tool or other similar digital angle finders. Deluxe QuickAngle Tray offers digital, hands-free accuracy and is a great aid when determining angles, or while bending chassis tubing. Four versions are available to fit 1", 1.25", 1.50", or 1.75" dia. tubing. Legs may be changed to adapt tray to use with different size tubing.



| Part No. | Description |
|----------|------------------------|
| 56-167 | Fits 1.25" O.D. Tubing |
| 56-168 | Fits 1.50" O.D. Tubing |
| 56-169 | Fits 1.75" O.D. Tubing |
| 56-170 | Fits 1.00" O.D. Tubing |

Replacement Legs

| Part No. | Description |
|----------|-----------------|
| 56-9141 | 1.25" Leg, Each |
| 56-9143 | 1.00" Leg, Each |
| 56-9144 | 1.50" Leg, Each |
| 56-9145 | 1.75" Leg, Each |

QuickAngle Kit

Kit includes both the Smart Tool and the Deluxe QuickAngle Tray in a handy foam-lined carrying case. Provides digital, hands free, accuracy when determining the angles of chassis tubing, driveshafts, etc. Available with trays to fit either 1.25" or 1.00" chassis tubing.

| Part No. | Description |
|----------|------------------------|
| 56-161 | Fits 1.25" O.D. Tubing |
| 56-162 | Fits 1.00" O.D. Tubing |



Smart Tool Digital Level

56-163

Ensure that chassis tubing, driveshaft angles, and suspension components are level and plumb. Particularly useful during chassis fabrication. Tool emits an audible beep at level and plumb, and shuts off automatically.



A-Arm Shim Kit

56-124

Kit includes one each of 1/16", 1/8", 1/4", and 1/2" aluminum upper A-arm shims with 6" centers and installation tabs. Shims are also available separately.

Kit Includes

| Part No. | Description |
|----------|-------------|
| 56-120 | 1/16" Shim |
| 56-121 | 1/8" Shim |
| 56-122 | 1/4" Shim |
| 56-123 | 1/2" Shim |



Caster/Camber Gauge

Precision-calibrated, Caster/Camber gauge is made from fully CNC-machined billet aluminum. Assembled on a 360° level bench, gauge measures up to 8° of camber and up to -4° to 12° of caster.

Caster/Camber Gauge Kits

| Part No. | Description |
|----------|---|
| 56-830 | Caster/Camber Gauge with Magnetic Adapter |
| 56-831 | Caster/Camber Gauge, No Adapter |
| 56-833 | Caster/Camber Gauge with Wide 5 Adapter |
| 56-834 | Caster/Camber Gauge with Kart Adapter |
| 56-835 | Caster/Camber Gauge with GM Adapter |
| 56-836 | Caster/Camber Gauge with Small Ford Adapter |
| 56-837 | Magnetic Adapter Only |
| 56-838 | GM Adapter Only, 3/4"-20 |
| 56-839 | Ford Adapter Only, 13/16"-20 |
| 56-842 | Legends Adapter Only, 19mm-1.5 |
| 56-843 | Small Ford Adapter Only, 3/4"-16 |
| 56-844 | Wide 5 Adapter Only, 1.813"-16 |
| 56-845 | Kart Adapter Only, 5/8"-18 |



CARBURETOR ACCESSORIES



Throttle Stop Brackets

Offered for popular Holley carburetors, rigid fully CNC-machined black anodized aluminum bracket includes adjustable throttle stop.

| Part No. | Description |
|----------|------------------|
| 64-157 | For Holley 4bbl. |
| 64-158 | For Holley 2bbl. |



Throttle Return Spring Kit

65-096

Includes carb mount bracket, (4) return springs, and required hardware.



Tall Aluminum Carburetor Nut With O-Ring Seal

Carb nut includes 5/16" threads. Choose from red anodized or natural finish.

| Part No. | Description |
|----------|-------------|
| 64-148 | Red |
| 64-149 | Aluminum |



Aluminum Carburetor Hat

64-146

Durable machined aluminum carb hat protects engine from dirt and debris when air cleaner has been removed.



Throttle Return Springs

64-169

Includes (2) throttle return springs.



TIMING SYSTEMS

Timing Systems

Timing systems include clipboard, choice of two stop watches, (5) qualifying sheets, and (5) lap chart sheets, and choice of acrylic or aluminum clipboard. QuickCar acrylic or aluminum clipboard timing systems are visually unique, comfortable to hold, and durable.

Dual Timing Systems

Dual timing systems are complete with (2) Robic SC505 stop watches, acrylic clipboard, (5) qualifying sheets, and (5) lap chart sheets. Choose from systems with red, black, yellow, white, or aluminum clipboards.

| Part No. | Description |
|----------|-------------|
| 51-051 | Red |
| 51-052 | Black |
| 51-053 | Yellow |
| 51-054 | White |
| 51-070 | Aluminum |



Replacement Parts

Robic SC505 Stop Watches

The SC505 series includes a 12-lap memory and auto lap counter. Choose from red, black, yellow, or blue.

| Part No. | Description |
|----------|-------------|
| 51-037 | Red |
| 51-038 | Black |
| 51-039 | Yellow |
| 51-040 | Blue |



Clipboards

Our clipboards are so easy to hold, practical, and attractive that everyone at the track will want one. Choose from acrylic units in red, black, yellow, or white, or a satin aluminum model.

| Part No. | Description |
|----------|----------------|
| 51-041 | Red Acrylic |
| 51-043 | Black Acrylic |
| 51-044 | Yellow Acrylic |
| 51-046 | White Acrylic |
| 51-048 | Aluminum |



51-041

51-043

51-044


51-046

51-048

Lap Chart Pads

Lap charts are used to record lap times for practice, heat races, and feature events. Each pad includes 50 sheets.

| Part No. | Description |
|----------|----------------------|
| 51-201 | Chassis Set-Up |
| 51-210 | Before Race |
| 51-215 | After Race |
| 51-230 | 50-Lap |
| 51-235 | 100-Lap |
| 51-236 | Qualifying Organizer |
| 51-237 | Race Day Check List |



51-201

51-210

51-215

51-230

51-235

51-236


51-237

SPARK PLUG WIRES



Sleeved Race Spark Plug Wire

Premium-quality spark plug wire offers quick energy transfer, less than 40 ohms/ft. of resistance, and high EMI (Electro Magnetic Interference) and RFI (Radio Frequency Interference) suppression. Flexible, high-strength wire is constructed using a Kevlar core and nickel-copper alloy-wound conductor that is covered with two full layers of silicone, resulting in a 11.5mm O.D., while the impregnated fiberglass insulation provides up to 1,400°F of heat resistance. High-temperature silicone boots resist temperatures up to 600°F, with posi-snap terminals to provide a secure connection. Cylinder numbers are labeled on both ends. Compatible with most ignition systems.



| Part No. | Description |
|----------|---|
| 40-100 | SB Chevy Wire Set, Red, 24" Coil Wire |
| 40-300 | SB Chevy Wire Set, Black, 24" Coil Wire |
| 40-150 | SB Chevy Wire Set, Red, Without Coil Wire |
| 40-350 | SB Chevy Wire Set, Black, Without Coil Wire |
| 40-121 | Red Coil Wire, 12" HEI/HEI |
| 40-123 | Black Coil Wire, 12" HEI/HEI |
| 40-125 | Red Coil Wire, 12" HEI/Socket |
| 40-127 | Black Coil Wire, 12" HEI/Socket |
| 40-181 | Red Coil Wire, 18" HEI/HEI |
| 40-183 | Black Coil Wire, 18" HEI/HEI |
| 40-185 | Red Coil Wire, 18" HEI/Socket |
| 40-187 | Black Coil Wire, 18" HEI/Socket |
| 40-241 | Red Coil Wire, 24" HEI/HEI |
| 40-243 | Black Coil Wire, 24" HEI/HEI |
| 40-245 | Red Coil Wire, 24" HEI/Socket |
| 40-247 | Black Coil Wire, 24" HEI/Socket |
| 40-361 | Red Coil Wire, 36" HEI/HEI |
| 40-363 | Black Coil Wire, 36" HEI/HEI |
| 40-365 | Red Coil Wire, 36" HEI/Socket |
| 40-367 | Black Coil Wire, 36" HEI/Socket |
| 40-421 | Red Coil Wire, 42" HEI/HEI |
| 40-423 | Black Coil Wire, 42" HEI/HEI |
| 40-425 | Red Coil Wire, 42" HEI/Socket |
| 40-427 | Black Coil Wire, 42" HEI/Socket |
| 40-481 | Red Coil Wire, 48" HEI/HEI |
| 40-483 | Black Coil Wire, 48" HEI/HEI |
| 40-485 | Red Coil Wire, 48" HEI/Socket |
| 40-487 | Black Coil Wire, 48" HEI/Socket |
| 40-601 | Red Coil Wire, 60" HEI/HEI |
| 40-603 | Black Coil Wire, 60" HEI/HEI |
| 40-605 | Red Coil Wire, 60" HEI/Socket |
| 40-607 | Black Coil Wire, 60" HEI/Socket |



BRAKE SYSTEM ACCESSORIES

Brake Bias Gauge Panels

Brake bias gauge panels are fitted with two 1-1/2" diameter, liquid-filled pressure gauges that read from 0-1,500 PSI, allowing driver to track pressure at both the front and rear calipers. Panels include bleeders to evacuate air from the system.



Vertical Mini Brake Bias Gauge

61-101

Vertical design panel is 2-3/4" wide x 4-1/2" high.

Horizontal Mini Brake Bias Gauge

61-103

Horizontal design panel is 4-1/2" wide x 2-3/4" high.



Vertical Mini Brake Bias Gauge

61-105

Vertical design panel is 2-3/4" wide x 4-1/2" high. Black.



Replacement Gauge 611-90

Brake Bleeder Bottle

66-700

Eliminates messy brake bleeding. Bleeder bottle has a high-grade surgical hose for a secure seal on bleeders and includes an extra nipple to put your hose on once bleeding is complete. Steel lanyard allows hanging bottle on chassis during bleeding process.



Brake Caliper Pressure Test Kits

Brake system troubleshooting tool allows checking brake pressure at the caliper, quickly and accurately. Each kit is packed in a neat, foam-lined case.

| Part No. | Description |
|----------|-------------------------------------|
| 64-510 | 1/8" NPT, Most Aftermarket Calipers |
| 64-511 | 10mm-1.50, GM Metric Calipers |



COOLING SYSTEM ACCESSORIES



Electric Fan Relay Kit

60-039

Kit includes 40-amp relay, water temperature sender switch, and wiring harness.



200° Temperature Sender

60-040

Single-wire water temperature sender switch is preset to turn on at 200°F. Sender has 1/2"NPT threads.



60-000



60-003



60-010

NACA Ducts

Designed specifically for ducting air into the car, providing air flow to cool the driver, brakes, rear end cooler, etc. Ducts may be mounted to virtually any flat surface and accept a 3" diameter hose.

| Part No. | Description |
|----------|--------------|
| 60-000 | Single Clear |
| 60-003 | Single Black |
| 60-010 | Dual Clear |



60-008



60-009



60-005

Bumper Ducts

Bumper ducts direct air flow to brakes, preventing overheating and prolonging brake life. Durable and easy to install.

| Part No. | Description |
|----------|----------------|
| 60-008 | Single |
| 60-009 | Dual |
| 60-005 | Headlight Duct |



60-020



60-030

NACA Duct Hose

Wire reinforced 3" diameter duct hose will not collapse and is used to deliver continuous air flow to high-temperature areas.

| Part No. | Description |
|----------|---|
| 60-020 | Neoprene Hose For Standard Temperatures, 10' Long |
| 60-030 | Silicone Hose For Extreme Temperatures, 11' Long |



TOOLS

Brunnhoezl Aluminum Jack

64-086

Deluxe, lightweight billet aluminum 3-pump jack is manufactured in the USA. Hand-assembled and tested prior to shipment. Completely rebuildable.

Aluminum 6-Pump Pit Jack

64-087

Lightweight, high-quality aluminum 6-pump jack features a 3,000 lb. capacity. Low-profile jack rolls under the lowest slung race chassis, with a maximum lifting height of 17-1/2".



Dirt Wing

64-088

Provides a sturdy platform when using the 64-087 pit jack on soft or uneven surfaces.



Oil Filter Cutter

64-730

Quickly open oil filters to check for potential engine problems. Heavy-duty billet aluminum tool features a razor-sharp, hardened cutter for an extended life.



Pit Sockets

The same steel 1/2" drive sockets used by many top racing teams.

| Part No. | Description |
|----------|----------------------------|
| 64-076 | 1" Socket, 3-1/4" Long |
| 64-077 | Pro 1" Socket, 3-1/4" Long |
| 64-078 | Pro 1" Socket, 2-1/4" Long |



Cleco Fasteners

Pin-style fasteners provide quick, easy installation of sheet metal during initial fitting. May be used with material up to 1/4" thick.

| Part No. | Description |
|----------|-----------------------|
| 64-175 | 1/8" Clecos, 25 Pack |
| 64-176 | 3/16" Clecos, 25 Pack |



Cleco Pliers

64-180

Specialized tool is used to install or remove Cleco fasteners.



Ratcheting Crimper Pliers

50-395

Crimps to a wide variety of electrical terminals including insulated, non-insulated, Weatherpack, small gauge, or spark plug wire. Unique design allows quick jaw changes without the need for tools. Rigid, heavy-duty pliers also have an adjustment for crimping pressure.



Weatherpack Terminal Tool

50-399

Tool is used to remove male and female pin terminals from Weatherpack connectors.



Valve Core Tool

56-100

Convenient, pocket-sized tool allows quick removal and replacement of valve cores. Tool is manufactured from durable billet aluminum with a red anodized finish for corrosion resistance.



TOOLS



Heavy-Duty Automatic Wire Stripper Pliers

50-393

Heavy-duty 6" pliers quickly strip 8-18 gauge wires for termination. A bolt-on depth-adjustment guide provides consistent, reliable strip length.



Impact Crimper

64-020

Tool is designed for crimping standard power rings onto battery cables for a permanent termination.



56-110

Tire Tape

Hawk tip design securely grabs onto virtually any surface and won't pull loose. Includes a magnetic back and measures up to 10'.

| Part No. | Description |
|----------|--------------------------------|
| 56-110 | Tire Tape |
| 56-111 | Tire Tape, Carded |
| 56-112 | Hawk Tip Tire Tape, (6) Carded |



Safety Wire

64-015

Includes 1 lb. of .032" diameter safety wire.



Ride Height Gauge Checker

56-108

Back by popular demand. Place the pocket-sized ride height gauge under the frame and press the button; an etched stem pops out to show the ride height. Measures ride heights from 3-1/2" to 6".



Safety Wire Pliers

64-010

Rugged pliers include an end bearing for smoother, faster twisting, particularly in tight areas where a second pull is needed.



AN Aluminum Angle Head Wrench Set

64-709

Aluminum AN wrenches feature an angle head design for improved fitting access. Five-piece set includes -6AN, -8AN, -10AN, -12AN, and -16AN.



AN Aluminum Wrench Set

64-708

Five-piece aluminum wrench set includes -6AN, -8AN, -10AN, -12AN, and -16AN.

Roll Bar Padding

Closed-cell foam progressively absorbs shock and increases density as it is compressed. Offset inside diameter allows installing thicker padding toward driver for added protection. Sold in 3' lengths.

| Part No. | Description |
|----------|--------------------|
| 58-231 | Red |
| 58-221 | Red, Case Of 12 |
| 58-232 | Blue |
| 58-222 | Blue, Case Of 12 |
| 58-233 | Black |
| 58-223 | Black, Case Of 12 |
| 58-234 | Yellow |
| 58-224 | Yellow, Case Of 12 |
| 58-235 | Orange |
| 58-225 | Orange, Case Of 12 |



SFI-Approved Roll Bar Padding

Fire-resistant roll bar padding meets SFI 45.1 specifications, won't melt in the event of a fire, and offers 180° coverage to roll bar tubing. Sold in 3' lengths. Offered in black only.

| Part No. | Description |
|----------|--|
| 58-211 | 1-5/8" To 2" O.D. Roll Bar Padding |
| 58-212 | 1-1/4" To 1-3/4" O.D. Roll Bar Padding |



Nylon Wire Ties

Secure roll bar padding, electrical wiring, gauge lines, etc. Heavy-duty, 14" long wire ties are sold in bags of 100.

| Part No. | Description |
|----------|-------------|
| 58-237 | Black |
| 58-238 | Red |
| 58-239 | Blue |
| 58-240 | Yellow |



Premium Black Cable Ties

58-250

Black 15" long cable ties are made from weather-resistant nylon and include metal locking bars in head to provide a reliable locking force. Domed-top ties include smooth edges and a high-strength, low-thread force. Sold in packs of 50.



Carburetor Box

64-140

Protect expensive carburetors from dirt and debris. Ideal for storage or transport, container accepts popular Holley 4150/4160 4bbl. carburetors and includes a locking lid.



Plastic Carburetor Tray

64-150

Tray sets directly atop carburetor, protecting engine when air cleaner has been removed, while providing a convenient spot for tools or components when servicing engine.





Radio Boxes

Aluminum radio box has a padded insert to absorb vibration. Accepts most racing radios and clamps directly to roll bar tubing.

| Part No. | Description |
|----------|------------------|
| 66-923 | 1.75" Tube Mount |
| 66-931 | 1.50" Tube Mount |



Helmet Hook

Lightweight anodized aluminum hooks clamp directly to roll bar, and provides an anchor for helmet strap.

| Part No. | Description |
|----------|-------------------|
| 66-920 | 1-3/4" Tube Mount |
| 66-936 | 1-1/2" Tube Mount |

66-925



Aluminum Coil Clamps

Anodized aluminum bracket allows mounting of ignition coil directly to firewall or chassis tubing.

| Part No. | Description |
|----------|-------------------|
| 66-925 | Firewall Mount |
| 66-927 | 1-3/4" Tube Mount |
| 66-929 | 1-1/2" Tube Mount |



Vent Clamps

Clamp-on breather, ideal for use with transmissions, rear ends, etc. clamps directly to chassis tubing.

| Part No. | Description |
|----------|---------------------|
| 66-937 | 1-3/4" |
| 66-938 | 1-1/2" |
| 66-9381 | Replacement Element |



66-754

Convex Mirrors

Special convex mirrors provide a wide rear view of the competition. Choose from 14" or 17" wide mirrors.

| Part No. | Description |
|----------|----------------------|
| 66-754 | 14" Wide Mirror Only |
| 66-757 | 17" Wide Mirror Only |



Roll Bar Clamp Reducer

66-908

Lightweight aluminum reducer is used to adapt existing radio boxes, drink bottle holders, etc. from 1-3/4" to 1-1/2" diameter tubing.



MSD Box Quick Release

50-442

Raised platform mounting plate accepts popular MSD 6000-series ignition and may be mounted to any flat surface. Sold complete with quick-fasteners to allow fast ignition unit changes in the event of a failure.