



# 2017 BUYERS GUIDE

EVER SINCE OUR ENTRY INTO THE WORLD OF PERFORMANCE RACE PRODUCTS IN 1992, THE PRINCIPLES OF QUALITY, INNOVATION AND PERFORMANCE HAVE BEEN THE FOUNDATION OF QUICKCAR RACING PRODUCTS. THANKS TO THE CONTINUED INPUT FROM SATISFIED RACERS EVERYWHERE, THE PRODUCT LINE CONTINUES TO EXPAND BY OFFERING COMPETITIVELY PRICED QUALITY COMPONENTS THAT WILL MAXIMIZE RESULTS ON AND OFF THE TRACK.





# CONTENTS

| SECTION                                  | PAGE NO. |
|------------------------------------------|----------|
| NEW PRODUCTS .....                       | 2-7      |
| WIRING KITS .....                        | 8-9      |
| BATTERY CABLE KITS .....                 | 10       |
| WIRING ACCESSORIES .....                 | 11-13    |
| BATTERY ACCESSORIES .....                | 14       |
| ELECTRICAL ACCESSORIES .....             | 15-16    |
| IGNITION SYSTEM ACCESSORIES .....        | 17       |
| IGNITION CONTROL PANELS .....            | 18-27    |
| IGNITION CONTROL PANEL ACCESSORIES ..... | 28       |
| WIRING HARNESSES .....                   | 29-31    |
| GAUGE PANELS .....                       | 32-45    |
| TACHOMETERS .....                        | 46       |
| GAUGE PANEL ACCESSORIES .....            | 47-49    |
| SPRINT CAR GAUGE PANELS .....            | 50-51    |
| SPRINT CAR GAUGE PANEL ACCESSORIES ..... | 52       |
| WRAPAROUND GAUGE PANELS .....            | 53       |
| GAUGE PANELS .....                       | 54-57    |
| TIRE GAUGES .....                        | 58-59    |
| CHASSIS COMPONENTS .....                 | 60-61    |
| STEERING WHEELS .....                    | 62       |
| STEERING WHEEL ACCESSORIES .....         | 63       |
| TIRE MANAGEMENT .....                    | 64-65    |
| CHASSIS SET-UP .....                     | 66       |
| CARBURETOR ACCESSORIES .....             | 67       |
| TIMING SYSTEMS .....                     | 68-69    |
| SPARK PLUG WIRES .....                   | 70       |
| COOLING SYSTEMS .....                    | 71       |
| BRAKE SYSTEM ACCESSORIES .....           | 72       |
| TOOLS .....                              | 73-74    |
| SAFETY EQUIPMENT .....                   | 75-76    |
| QUICKCAR EXTRAS .....                    | 77-78    |
| DECALS T-SHIRTS .....                    | 79       |
| WIRING HARNESS MEASUREMENT GUIDE .....   | 80       |
| PRODUCT INDEX .....                      | 81-82    |
| PART NO. PAGE INDEX .....                | 83-84    |

**ALUMINUM SUSPENSION TUBES**

New sizes for 3/8" Tubes 38-210, 38-220, 38-230, 38-240, 38-250, 38-260, 38-270, 38-280  
New sizes for 5/8" Tubes 62-245, 62-250, 62-270

**SEE PAGE 60**



**CRANK TRIGGER WIRING HARNESS EXTENSIONS 50-206**  
**SEE PAGE 17**



**7AL-2 PLUS ADAPTER 50-7222**  
**SEE PAGE 17**



**RED WEATHERPACK SEAL FOR 20 AWG WIRE 50-304**  
**SEE PAGE 12**

**BLUE AND AMBER ICP PILOT LIGHTS**  
**SEE PAGE 28**





CIRCUIT BREAKER PANEL 50-868  
SEE PAGE 27

CIRCUIT BREAKER IGNITION CONTROL PANELS 50-869  
SEE PAGE 27



50-9715



50-9720



50-9725



50-9730

REPLACEMENT RESETTABLE  
CIRCUIT BREAKERS  
SEE PAGE 27

**REDLINE STEPPER MOTOR GAUGE PANELS**



2-1 GAUGE PANEL 63-2031  
SEE PAGE 34

3-1 GAUGE PANEL 63-3041  
SEE PAGE 34



4-1 GAUGE PANEL 63-4051  
SEE PAGE 35

## DIGITAL GAUGE PANELS



2-GAUGE PANEL 67-2001  
SEE PAGE 36



3-GAUGE PANEL 67-3011  
SEE PAGE 36



4-GAUGE PANEL 67-4027  
SEE PAGE 37

5-GAUGE PANEL 67-5036  
SEE PAGE 37



2-1/16"  
DIGITAL GAUGES  
SEE PAGE 37



67-000



67-003



67-006



67-007



67-008



67-009



63-120

63-121

63-130

63-132

— FIREWALL SENSOR  
JUNCTIONS  
**SEE PAGE 32**

ATC FUSES  
**SEE PAGE 28**



50-905

50-910

50-915

50-920

50-925

50-930



Back

— MASTER DISCONNECTS FOR HIGH CURRENT ALTERNATORS  
**SEE PAGE 15**

RACE WIRE —  
57-250 BLACK PER FOOT  
57-2501 BLACK 10'  
**SEE PAGE 10**



57-490



57-942



57-943

— RING AND SPADE TERMINALS  
**SEE PAGE 11**



# NEW PRODUCTS



LIGHTWEIGHT STEERING WHEEL BLACK 68-005  
LIGHTWEIGHT STEERING WHEEL NATURAL 68-006  
SEE PAGE 62



MINI FUEL PRESSURE GAUGES  
SEE PAGE 48

WATER PRESSURE GAUGE  
SEE PAGE 39



WRAPAROUND GENUINE  
CARBON FIBER GAUGE PANEL  
61-903  
SEE PAGE 53

QuickCar Racing Products has set the performance racing industry standard for battery cables and wiring. Our fine-stranded, rope-lay copper construction wire offers the absolute best in current carrying capabilities, while the 220°F.+ insulation can withstand the high temperatures and fluids common to racing. QuickCar offers a complete line of battery cable kits and wiring accessories that are reliable, durable and affordable.

## PREMIUM 4-GAUGE WIRING KIT 50-232

Premium 4-gauge wiring kit includes the 50-020 ignition control panel, 4 AWG battery cable, wiring harness, 55-009 master disconnect switch, solenoid, top mount battery terminals, ring terminals, heat shrink tubing and wire clamps.



## PREMIUM 4-GAUGE WIRING KIT 50-832

With Black Switch Panel/Master Disconnect



## 4-GAUGE WIRING KIT 50-231

QuickCar's 4-gauge wiring kit is sold with the 50-022 ignition control panel, 4 AWG battery cable, wiring harness, 55-009 master disconnect switch, solenoid, top mount battery terminals, ring terminals, heat shrink tubing and wire clamps.



## 4-GAUGE WIRING KIT 50-831

With Black Switch Panel/Master Disconnect



## 2-GAUGE WIRING KIT 50-230

Heavy duty, 2-gauge wiring kit includes the 50-053 ignition control panel, 2 AWG battery cable, wiring harness, 55-009 master disconnect switch, solenoid, top mount battery terminals, ring terminals, heat shrink tubing and wire clamps.



## 2-GAUGE WIRING KIT 50-830

With Black Switch Panel/Master Disconnect



# WIRING KITS



## 4-GAUGE WIRING KIT 50-235

QuickCar's 4-gauge wiring kit is sold with the 50-102 ignition control panel, 4 AWG battery cable, wiring harness, 55-009 master disconnect switch, solenoid, top mount battery terminals, ring terminals, heat shrink tubing and wire clamps.



## 4-GAUGE WIRING KIT 50-835

With Black Switch Panel /Master Disconnect



## 2-GAUGE WIRING KIT LESS MASTER DISCONNECT 50-234

Heavy duty, 2-gauge wiring kit includes standard 50-102 switch panel, 50-200 wiring harness, solenoid, top mount battery terminals, ring terminals, heat shrink tubing and wire clamps. Master disconnect sold separately.



## 2-GAUGE WIRING KIT 50-834

With Black Switch Panel /Less Master Disconnect



## 4-GAUGE WIRING KIT LESS MASTER DISCONNECT 50-236

Four-gauge wiring kit is sold with standard 50-102 ignition control panel, 4-gauge battery cable, wiring harness, solenoid, top mount battery terminals, ring terminals, heat shrink tubing and wire clamps. Master disconnect sold separately.



## 4-GAUGE WIRING KIT 50-836

With Black Switch Panel/Less Master Disconnect



## BATTERY CABLE KITS

QuickCar Battery Cable Kits include 15 feet of red power cable, 2 feet of black ground cable, one pair of nickel-plated marine style battery terminals, eight gold plated power ring terminals and heat shrink tubing. All battery cables are made from copper.



| Part No. | Description                                                |
|----------|------------------------------------------------------------|
| 57-008   | 4-Gauge, Side Mount                                        |
| 57-009   | 4-Gauge, Top Post Mount                                    |
| 57-010   | 2-Gauge, Top Post Mount                                    |
| 57-011   | 2-Gauge, Side Mount                                        |
| 57-014   | 4-Gauge, Top Post Mount, Includes Master Disconnect Switch |

## RACE WIRE

Used by many racing teams and chassis builders. Constructed with very fine stranded rope-lay copper wire for high flexibility and superior power flow with insulation capable of withstanding extreme temperatures.



| Part No.       | Description      |
|----------------|------------------|
| <b>2-GAUGE</b> |                  |
| 57-101         | Red, Per Ft.     |
| 57-102         | Red, 125' Roll   |
| 57-103         | Black, Per Ft.   |
| 57-104         | Black, 125' Roll |
| <b>4-GAUGE</b> |                  |
| 57-091         | Red, Per Ft.     |
| 57-092         | Red, 125' Roll   |
| 57-093         | Black, Per Ft.   |
| 57-094         | Black, 125' Roll |

| Part No.        | Description    |
|-----------------|----------------|
| <b>8-GAUGE</b>  |                |
| 57-240          | Red, Per Ft.   |
| 57-2401         | Red, 10'       |
| 57-250          | Black, Per Ft. |
| 57-2501         | Black, 10'     |
| <b>14-GAUGE</b> |                |
| 57-201          | Red, Per Ft.   |
| 57-2011         | Red, 10'       |
| 57-203          | Black, Per Ft. |
| 57-2031         | Black, 10'     |
| 57-236          | White, Per Ft. |
| 57-2361         | White, 10'     |

## DRAG KIT 57-012

QuickCar Drag Race Kit contains all you need to wire a dual battery system. The kit includes 25 feet of 2 gauge red power cable, 8 feet of 2 gauge black ground cable, 2 pair of nickel plated brass marine type battery terminals, 14 gold-plated power ring terminals and heat shrink tubing.



## SHIELDED DISTRIBUTOR WIRE 57-200

Specially shielded, three wire harness protects the trigger signal from the distributor from EMI (Electro Magnetic Interference). Sold per foot.



## BATTERY GROUND CABLES

Pre-terminated with gold-plated copper terminals for maximum conductivity, ground cables are 18" in length. Choose from 2- or 4-gauge.

| Part No. | Description |
|----------|-------------|
| 57-1809  | 4-Gauge     |
| 57-1810  | 2-Gauge     |



## GATOR CLAMPS 50-435

Heavy duty gator clamps are ideal for repairing or customizing battery charger connectors, remote starters, etc. Sold in pairs, (1) red and (1) black rubber coated.



# WIRING ACCESSORIES



## RING & SPADE TERMINALS **NEW**

Ideal for custom wiring tasks, ring and spade terminals are available in a variety of sizes. Terminals are complete with heat shrink. Sold in pairs

| Part No. | Description                           | Wire Range (Gauge) | Stud Size   | Tab Width |
|----------|---------------------------------------|--------------------|-------------|-----------|
| 57-450   | Ring Terminal (Pair) with heat shrink | #12-10             | #6 (.148")  | —         |
| 57-470   | Ring Terminal (Pair) with heat shrink | #12-10             | #10 (.200") | —         |
| 57-471   | Ring Terminal (Pair) with heat shrink | #16-14             | #8 (.174")  | —         |
| 57-472   | Ring Terminal (Pair) with heat shrink | #16-14             | #10 (.200") | —         |
| 57-473   | Ring Terminal (Pair) with heat shrink | #16-14             | 3/8"        | —         |
| 57-474   | Ring Terminal (Pair) with heat shrink | #10-8              | 3/8"        | —         |
| 57-475   | Ring Terminal (Pair) with heat shrink | #10-8              | #10 (.200") | —         |
| 57-476   | Ring Terminal (Pair) with heat shrink | #22-16             | #6 (.148")  | —         |
| 57-477   | Ring Terminal (Pair) with heat shrink | #22-16             | #10 (.200") | —         |
| 57-478   | Ring Terminal (Pair) with heat shrink | #16-14             | 1/4"        | —         |
| 57-479   | Ring Terminal (Pair) with heat shrink | #16-14             | 5/16"       | —         |
| 57-481   | Ring Terminal (Pair) with heat shrink | #8                 | 1/4"        | —         |
| 57-490   | Ring Terminal (Pair) with heat shrink | #8                 | 5/16"       | —         |
| 57-942   | Female Spade (Pair) with heat shrink  | #16-14             | —           | .259"     |
| 57-943   | Male Spade (Pair) with heat shrink    | #12-10             | —           | .250"     |
| 57-944   | Female Spade (Pair) with heat shrink  | #12-10             | —           | .259"     |
| 57-945   | Male Spade (Pair) with heat shrink    | #16-14             | —           | .250"     |



## BATTERY CABLE ENDS

Heavy duty, gold plated copper ring terminals are sold in pairs with heat shrink tubing.

| Part No.       | Description |
|----------------|-------------|
| <b>2-GAUGE</b> |             |
| 57-540         | 5/16"       |
| 57-550         | 3/8"        |
| <b>4-GAUGE</b> |             |
| 57-520         | 5/16"       |
| 57-525         | 1/4"        |
| 57-530         | 3/8"        |



## IMPACT CRIMPER

**64-020**

Excellent for crimping standard power rings onto battery cables for permanent termination.



## HEAT SHRINK TUBING

Sold each.

| Part No. | Description |
|----------|-------------|
| 57-440   | Small       |
| 57-441   | 8 AWG       |
| 57-443   | 4 AWG       |
| 57-445   | 2 AWG       |



## WEATHERPACK TERMINALS


A secure, virtually bulletproof wire termination with a waterproof cable seal for connecting ignition or accessories throughout the race car. One through six male and female connectors are available. Rated up to 20A at 12-volt DC. All connectors include pins and seals. Sold Individually

| Part No.          | Description                           |
|-------------------|---------------------------------------|
| 50-300            | Female Pin                            |
| 50-301            | Male Pin                              |
| 50-302            | Green Cable Seal, 14, 16, 18 AWG Wire |
| 50-303            | Blue Cable Seal, 10 AWG Wire          |
| 50-304 <b>NEW</b> | Red Cable Seal, 20 AWG Wire           |
| 50-310            | Female Connector, 1-Pin               |
| 50-311            | Male Connector, 1-Pin                 |
| 50-312            | 1-Pin Connector Kit, Male And Female  |
| 50-320            | Female Connector, 2-Pin               |
| 50-321            | Male Connector, 2-Pin                 |
| 50-322            | 2-Pin Connector Kit, Male And Female  |
| 50-330            | Female Connector, 3-Pin               |
| 50-331            | Male Connector, 3-Pin                 |
| 50-332            | 3-Pin Connector Kit, Male And Female  |
| 50-340            | Female Connector, 4-Pin               |
| 50-341            | Male Connector, 4-Pin                 |
| 50-342            | 4-Pin Connector Kit, Male And Female  |
| 50-360            | Female Connector, 6-Pin               |
| 50-361            | Male Connector, 6-Pin                 |
| 50-362            | 6-Pin Connector Kit, Male And Female  |



## WEATHERPACK KIT 50-380

230-piece Weatherpack kit includes a wide variety of connectors, housing cable seals and contact pins. Sold in plastic carrying case.



## PIN TOOL REMOVER 50-399

Required to remove contact pins from Weatherpack housing.



## IGNITION/START SWITCH WITH HARNESS 50-507

Includes a 50-506 ignition switch, along with 50-200 basic wiring harness and 50-501 flip switch cover. Kit is pre-wired, and includes the starter switch and ignition switch, all in one.



## HEAVY DUTY AUTOMATIC WIRE STRIPPER PLIERS 50-393

Heavy duty, 6" pliers allow quickly stripping 8-18 gauge wires for termination. A bolt-on depth adjustment guide provides consistent, reliable strip length.



## REMOTE START BUTTON 50-434

Handy when performing valve lash adjustments. Includes heavy duty leads with gator clamps that connect to the starter solenoid, allowing the engine to be easily turned over.



## RATCHETING CRIMPER PLIERS 50-395




Perform consistent, professional quality crimps to a wide variety of electrical terminals including insulated, non-insulated, Weatherpack, small gauge or spark plug wire. Unique design allows quickly changing jaws without the need for tools. Rigid, heavy duty pliers also allow adjustment for crimping pressure.



## DEUTSCH CONNECTORS

Durable, precision connectors include plastic male and female housing ends with indexed locks to securely lock, while sealing out dirt and moisture. Kits are sold complete with terminals, silicone rubber seals and strong crimp tabs for 12-18 gauge wires.


| Part No. | Description                  |
|----------|------------------------------|
| 71-322   | Deutsch Connector Kit, 2-Pin |
| 71-332   | Deutsch Connector Kit, 3-Pin |
| 71-342   | Deutsch Connector Kit, 4-Pin |
| 71-362   | Deutsch Connector Kit, 6-Pin |



## TOP MOUNT BATTERY TERMINALS

Made from solid brass and 24k gold or nickel plated for optimum conductivity, terminals allow attaching battery cables to top mount batteries. The 57-620 has two extra ports for accessory wires. Sold in pairs.

| Part No. | Description                   |
|----------|-------------------------------|
| 57-607   | Battery Terminal Covers       |
| 57-610   | Brass/Nickel Plated Terminals |
| 57-620   | Brass/Gold Plated Terminals   |



## SIDE MOUNT BATTERY TERMINALS 57-660

Battery terminals are 24k gold plated for optimum conductivity. Side mount terminals allow you to attach cables to GM style side mount batteries. Comes with nut and lock washers for 5/16" studs. Long stud allows use of multiple or thick power ring connectors. Sold in pairs.



## REMOTE JUMPER POSTS

Provides remote access to the battery. Terminals have insulated covers to prevent accidental contact from parts with opposing polarity.

| Part No. | Description         |
|----------|---------------------|
| 57-701   | Red                 |
| 57-702   | Black               |
| 57-703   | Red And Black, Pair |



## BATTERY CABLE BOOTS 57-604

May be used for covering battery terminals on small terminal batteries or starter solenoid connections. Boots may be used with up to 2-gauge cable. Sold as a pair, (1) red and (1) black.



## CHARGING POST MOUNTING BRACKETS

Charging post brackets allow 57-703 remote charging posts to be professionally mounted. Machined aluminum brackets are black anodized and offered in flat, for mounting to a flat surface, or bent for mounting on firewall or inside of trunk. Brackets have two holes to accept red and black remote charging posts. Brackets may also be purchased complete with charging posts.

| Part No. | Description                               |
|----------|-------------------------------------------|
| 57-708   | Flat Mounting Bracket                     |
| 57-709   | Bent Mounting Bracket                     |
| 57-718   | Flat Mounting Bracket With Charging Posts |
| 57-719   | Bent Mounting Bracket With Charging Posts |





## MASTER DISCONNECTS

Most sanctioning bodies require these for an emergency cut-off switch. Our Master Disconnect Switches come complete with a red epoxy-coated handle and mounting plate. Mounting plate is 2-1/2" x 2-1/2".

| Part No.          | Description                                                           |
|-------------------|-----------------------------------------------------------------------|
| 55-001            | Switch Only                                                           |
| 55-002            | Switch Only, Cars w/Alternator                                        |
| 55-005 <b>NEW</b> | Switch Only For Use With High Current Alternators                     |
| 55-008 <b>NEW</b> | Switch With Flag Mounting Plate, Cars With High Current Alternators   |
| 55-009            | Switch With Flag Mounting Plate                                       |
| 55-010            | Switch With Black Mounting Plate                                      |
| 55-013 <b>NEW</b> | Switch With Black Mounting Plate, Cars With High Current Alternators  |
| 55-021            | Switch With Silver Mounting Plate                                     |
| 55-011            | Switch With Black Mounting Plate, Cars w/Alternator                   |
| 55-012            | Switch With Flag Mounting Plate, Cars w/Alternator                    |
| 55-022            | Switch With Silver Mounting Plate, Cars w/Alternator                  |
| 55-023 <b>NEW</b> | Switch With Silver Mounting Plate, Cars With High Current Alternators |
| 55-55             | Replacement Red Switch Handle With Screw                              |
| 55-120            | Jumper Wire, 3" Long Wire For Use With 55-011, 55-012 or 55-022       |



55-008/55-009/55-012



55-010/55-011/55-013



55-012/55-022/55-023



Rear

55-005

**NEW**



55-120

## BATTERY DISCONNECT BOOTS

Protects battery disconnect terminals from being accidentally shorted.

| Part No. | Description |
|----------|-------------|
| 57-601   | Red, Pair   |
| 57-602   | Black, Pair |



57-601



57-602

## HEAVY DUTY STARTER SOLENOID 50-430

Durable solenoid is impervious to dirt, heat and vibration. Will still function while others fail.



## STARTER JUMPER WIRES

Starter jumper wire is used when a remote solenoid is also being used. Wire jumps power from the solenoid to the starter when starter is engaged. Choose from wires with spade or ring style terminal ends.

| Part No. | Description                                                    |
|----------|----------------------------------------------------------------|
| 50-2001  | Spade Type Jumper Wire, Allstar Performance Or Tilton Starters |
| 50-2002  | Ring Terminal Jumper Wire, Bert Or Brinn Starters              |

## MASTER DISCONNECT SWITCH W/REMOVABLE KEY 55-003

Removable key adds a measure of safety and security, while limiting switch access.

| Part No. | Description     |
|----------|-----------------|
| 55-004   | Replacement Key |



50-2002



50-2001

## BATTERY QUICK DISCONNECTS

The battery cable quick disconnect enables you to change out a battery fast. Also used for battery charging and anywhere a quick disconnect is helpful. Sold individually, complete with required connectors. Three are generally used; (1) for the battery end, (1) for the car end and (1) for a spare battery or battery charger.

| Part No. | Description             |
|----------|-------------------------|
| 57-705   | 2 AWG                   |
| 57-706   | 4 AWG                   |
| 57-704   | 8 AWG                   |
| 50-513   | 6 AWG Connector Holster |
| 50-514   | 6 AWG Connector Pin     |



## REMOTE OUTLET KITS

Remote outlet, when attached to the chassis or run through a body panel, provides quick, plug-in access for battery chargers or oil pre-heaters. Kits are sold complete with 5' long wiring harness and necessary terminals. Choose from kits with or without outlet cover.

| Part No. | Description                                                                                 |
|----------|---------------------------------------------------------------------------------------------|
| 57-711   | Remote Outlet For Oil Heater Or Battery Charger                                             |
| 57-723   | Remote Outlet For Oil Heater Or Battery Charger, Includes Female Connector And Outlet Cover |



## MALE RECESSED OUTLET 57-710

Often used for remote access to battery or oil heater.



## STUD FEED-THRU 57-700

Designed for use where a 12-volt power source must pass through a panel (i.e. firewall).



## LED UNDER CAR LIGHT KIT 61-795

Perfect for dark pit areas when an urgent, under car repair is required. Bright white, 18" long LED light strip. Installs easily under car or in any dark area.



| Part No. | Description                           |
|----------|---------------------------------------|
| 61-9795  | Replacement LED Strip With Connectors |

## FIREWALL GROMMETS

Mounts securely to the firewall and locks onto the wire that passes through the bushing. Provides a waterproof seal and a vibration proof feed-through.



| Part No. | Description |
|----------|-------------|
| 57-810   | 8-12 AWG    |
| 57-820   | 2-4 AWG     |
| 57-830   | 1/0 AWG     |

## IGNITION SYSTEM ACCESSORIES

QuickCar ignition wiring systems are used by many chassis builders and comply with specifications set by most sanctioning bodies.

### DUAL MODULE PLATE 50-440

Aluminum mounting plate, which is pre-drilled to accept two 6000 series MSD ignition units, includes a raised platform design and may be mounted to any flat surface using provided 1/4" holes. Plate also has provisions for solenoid, noise capacitor and two circuit breakers.



### MSD BOX QUICK RELEASE 50-442

Raised platform mounting plate accepts popular MSD 6000 series ignition and may be mounted to any flat surface. Sold complete with quick fasteners to allow ignition unit changes in the event of a failure.



### DEUTSCH WEATHERPACK ADAPTER 50-2007

Eases the installation of MSD HVC ignitions, adapting the Deutsch square 6-pin connector to a 6-pin flat male Weatherpack connector.



### DIGITAL MSD ADAPTER 50-2006

Pigtail harness adapts an MSD Digital 6 ignition connector to a standard 6-pin flat male Weatherpack connector.



### MSD MAGNETIC PICKUP TO WEATHERPACK ADAPTER 50-207

Specialized adapter eliminates the need to cut MSD magnetic pickup wires when converting primary ignition wiring to Weatherpack connectors.




### CRANK TRIGGER WIRING HARNESS EXTENSION 50-206

Wiring harness is used to extend the common, MSD purple/green wires 2-1/2 ft. so that it may be hooked up to the crank trigger on the front of the engine.



### CRANE IGNITION DISTRIBUTOR ADAPTER 50-2008

Special wiring harness adapts Crane Ignition distributors that use a 3-pin Deutsch connector to a 2-pin Weather pack connector.



### 7AL-2 PLUS ADAPTER 50-7222 NEW

Adapts the wiring connector of the popular MSD 7AL-2 Plus Ignition to a 6-pin Weatherpack connector.



### LED LIGHT STRIPS

LED Light Strips can be placed virtually anywhere where lighting is desired, inside the driver's compartment, under the hood, etc. Offered in a variety of colors.

| Part No. | Description      |
|----------|------------------|
| 61-791   | Yellow LED Strip |
| 61-792   | Blue LED Strip   |
| 61-793   | Green LED Strip  |
| 61-794   | Purple LED Strip |
| 61-9790  | Red LED Strip    |
| 61-9795  | White LED Strip  |



## IGNITION CONTROL PANELS

QuickCar has become the industry leader in ignition control panels. Panels include bridged double-pole switches, large gauge wiring with heavy duty connectors for improved conductivity and reliability. Panels are pre-wired to connect directly to our wiring harnesses. Please refer to page 29 for the proper wiring harness.

### IGNITION CONTROL PANEL 50-020

Compact ignition panel includes push-to-start button, weatherproof ignition and an accessory switch. Panel is 4-5/8" wide x 2-1/2" high. Direct, plug-installation using the 50-200 or 50-201 wiring harness.



50-102



50-103

## IGNITION CONTROL PANELS

Ignition control panels are 3-3/8" wide x 3-5/8" high size. Panels have push-to-start button and ignition switch. Available with or without flip switch ignition cover. A direct, plug-in installation using 50-200 or 50-201 wiring harness.

| Part No. | Description                                         |
|----------|-----------------------------------------------------|
| 50-102   | Ignition Control Panel                              |
| 50-103   | Ignition Control Panel w/Flip Switch Ignition Cover |

## IGNITION CONTROL PANELS

Panels, which are 3-3/8" wide x 4-1/4" high, include ignition switch, push-to-start button and pilot light. Choice of panels with or without flip switch cover. A direct, plug-in installation using 50-200 or 50-201 wiring harness.

| Part No. | Description                                         |
|----------|-----------------------------------------------------|
| 50-052   | Ignition Control Panel                              |
| 50-053   | Ignition Control Panel w/Flip Switch Ignition Cover |



50-052



50-053

# IGNITION CONTROL PANELS



## IGNITION CONTROL PANELS CONT. (BLACK)

### IGNITION CONTROL PANEL 50-820

Compact ignition panel includes push-to-start button, weatherproof ignition and an accessory switch. Panel is 4-5/8" wide x 2-1/2" high. Direct, plug-installation using the 50-200 or 50-201 wiring harness.



50-802



50-803

### IGNITION CONTROL PANELS

Ignition control panels are 3-3/8" wide x 3-5/8" high size. Panels have push-to-start button and ignition switch. Available with or without flip switch ignition cover. A direct, plug-in installation using 50-200 or 50-201 wiring harness.

| Part No. | Description                                         |
|----------|-----------------------------------------------------|
| 50-802   | Ignition Control Panel                              |
| 50-803   | Ignition Control Panel w/Flip Switch Ignition Cover |

### IGNITION CONTROL PANELS

Panels, which are 3-3/8" wide x 4-1/4" high, include ignition switch, push-to-start button and pilot light. Choice of panels with or without flip switch cover. A direct, plug-in installation using 50-200 or 50-201 wiring harness.

| Part No. | Description                                         |
|----------|-----------------------------------------------------|
| 50-852   | Ignition Control Panel                              |
| 50-853   | Ignition Control Panel w/Flip Switch Ignition Cover |



50-852



50-853



# IGNITION CONTROL PANELS

## IGNITION CONTROL PANELS WITH SINGLE ACCESSORY SWITCH

Panels include ignition switch, push-to-start button, accessory switch and two pilot lights. Panels are 4-5/8" wide x 4-3/8" high. Choice of panels with or without flip switch cover. A direct, plug-in installation using 50-200 or 50-201 wiring harness.

| Part No. | Description                                         |
|----------|-----------------------------------------------------|
| 50-022   | Ignition Control Panel                              |
| 50-023   | Ignition Control Panel w/Flip Switch Ignition Cover |



50-022



50-023



## IGNITION CONTROL PANEL WITH TWO ACCESSORY SWITCHES 50-025

Panel includes ignition switch, push-to-start button, two accessory switches and three pilot lights. Panel is 4-5/8" wide x 4-3/8" high. A direct, plug-in installation using 50-200 or 50-201 wiring harness.

## BASIC IGNITION WIRING HARNESSSES

Ready-to-install, basic wiring harnesses ease the car building process. Each harness is 5' long and includes four individually labeled wires complete with direct, plug-in connector.

| Part No. | Description               |
|----------|---------------------------|
| 50-200   | Basic Wiring Harness      |
| 50-201   | Basic Wiring Harness, HEI |



# IGNITION CONTROL PANELS



50-822



50-823

## IGNITION CONTROL PANELS WITH SINGLE ACCESSORY SWITCH

Panels include ignition switch, push-to-start button, accessory switch and two pilot lights. Panels are 4-5/8" wide x 4-3/8" high. Choice of panels with or without flip switch cover. A direct, plug-in installation using 50-200 or 50-201 wiring harness.

| Part No. | Description                                         |
|----------|-----------------------------------------------------|
| 50-822   | Ignition Control Panel                              |
| 50-823   | Ignition Control Panel w/Flip Switch Ignition Cover |

## IGNITION CONTROL PANEL WITH TWO ACCESSORY SWITCHES 50-825


Panel includes ignition switch, push-to-start button, two accessory switches and three pilot lights. Panel is 4-5/8" wide x 4-3/8" high. A direct, plug-in installation using 50-200 or 50-201 wiring harness.



## TOGGLE SWITCH EXTENSIONS

Push on switch extensions ease toggle switch activation, particularly when wearing driving gloves. Sold in pairs in choice of red or black.

| Part No. | Description     |
|----------|-----------------|
| 50-524   | Red, Two Pack   |
| 50-526   | Black, Two Pack |



## IGNITION CONTROL PANEL 50-165

Compact ignition panel includes ignition switch, momentary start button and five accessory switches. Panel is 6-7/8" wide x 2" high.



## FUSED IGNITION CONTROL PANEL 50-163

Panel features fused ignition switch, momentary start button and five fused accessory switches. Panel is 6-7/8" wide x 3-1/4" high.

## IGNITION CONTROL PANEL 50-166

Similar to the 50-165 ignition panel, but with the addition of six pilot lights. Panel, which is 6-7/8" wide x 3-1/4" high, includes ignition switch, momentary starter button, five accessory switches and six pilot lights.



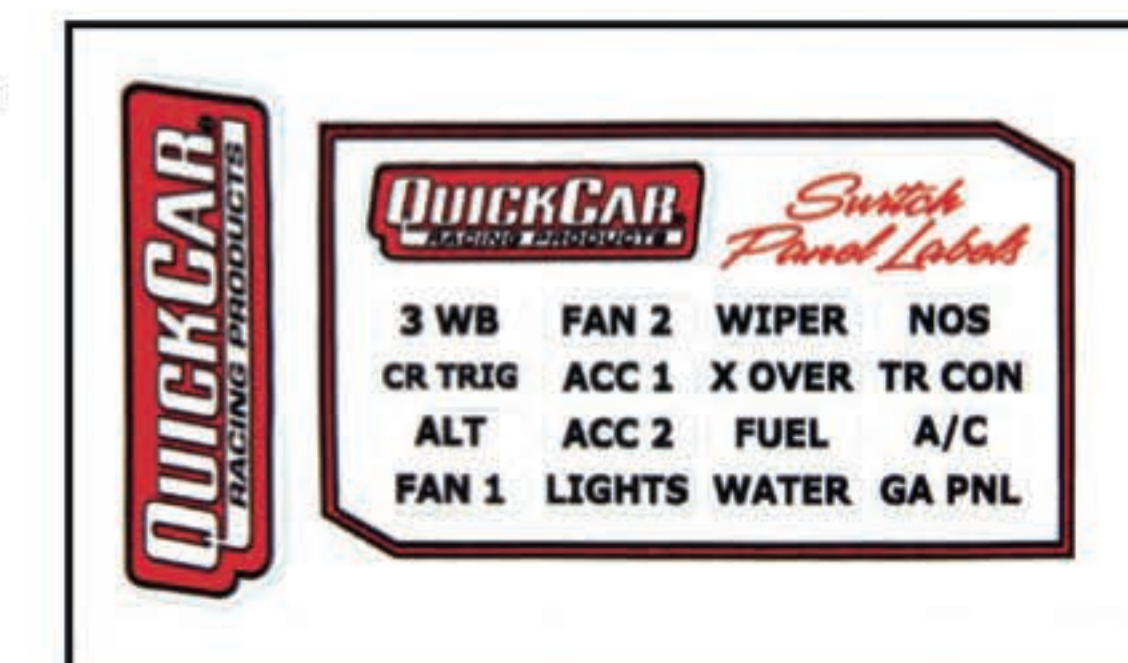
## FUSED IGNITION CONTROL PANEL 50-164

Similar and a bit larger than the 50-163 ignition panel, but with the addition of six pilot lights. Includes fused ignition switch, momentary starter button, five fused accessory switches and six pilot lights. Panel is 6-7/8" wide x 4-1/8" high.

## SWITCH PANEL STICKER KITS

Customize QuickCar ignition control panel quickly and easily, while keeping a professional appearance. Sticker kit includes labels for 16 various functions that may be activated with accessory switches.

| Part No. | Description                                               |
|----------|-----------------------------------------------------------|
| 50-003   | Sticker Kit For QuickCar Panels With Six Or More Switches |





# IGNITION CONTROL PANELS



## IGNITION CONTROL PANEL 50-865

Compact ignition panel includes ignition switch, momentary start button and five accessory switches. Panel is 6-7/8" wide x 2" high.




## FUSED IGNITION CONTROL PANEL 50-863

Panel features fused ignition switch, momentary start button and five fused accessory switches. Panel is 6-7/8" wide x 3-1/4" high.

## IGNITION CONTROL PANEL 50-866

Similar to the 50-865 ignition panel, but with the addition of six pilot lights. Panel, which is 6-7/8" wide x 3-1/4" high, includes ignition switch, momentary starter button, five accessory switches and six pilot lights.



## FUSED IGNITION CONTROL PANEL 50-864

Similar and a bit larger than the 50-863 ignition panel, but with the addition of six pilot lights. Includes fused ignition switch, momentary starter button, five fused accessory switches and six pilot lights. Panel is 6-7/8" wide x 4-1/8" high.

## ROLL BAR TO SWITCH/GAUGE PANEL MOUNTING BRACKETS

Specialized brackets allow quickly mounting gauge or switch panels to roll bar. Mounts virtually any height panel. Simply snip off any extra bracket length, if desired. Available to mount to 1-1/2", 1-5/8" or 1-3/4" dia. roll bar. Sold in pairs.

| Part No. | Description                                    |
|----------|------------------------------------------------|
| 66-939   | Switch Panel Mounting Bracket, 1-1/2" Roll Bar |
| 66-940   | Switch Panel Mounting Bracket, 1-3/4" Roll Bar |
| 66-945   | Switch Panel Mounting Bracket, 1-5/8" Roll Bar |



## WEATHERPROOF IGNITION CONTROL PANELS

Weatherproof switch panels, which are 3-3/8" wide x 3-1/2" high, are a direct plug-in to the 50-200, 50-201, or 50-2031 wiring harness.

| Part No. | Description                                               |
|----------|-----------------------------------------------------------|
| 50-750   | Ignition Control Panel, Use with 50-200 or 50-201 Harness |
| 50-7531  | Single Ignition Control Panel, Use with 50-2031 Harness   |



## WEATHERPROOF IGNITION CONTROL PANELS WITH SINGLE ACCESSORY SWITCH

Weatherproof panels include ignition, momentary starter and single accessory switches. Panels are 4-5/8" wide x 2-1/2" high and are a direct, plug-in to the 50-200, 50-201, 50-2021 (dual ignition) or 50-2031 (single ignition) wiring harnesses.

| Part No. | Description                                          |
|----------|------------------------------------------------------|
| 50-720   | Ignition Control Panel, Use 50-200 Or 50-201 Harness |
| 50-711   | Dual Ignition Control Panel, Use 50-2021 Harness     |
| 50-731   | Single Ignition Control Panel, Use 50-2031 Harness   |

## WEATHERPROOF IGNITION CONTROL PANELS WITH TWO ACCESSORY SWITCHES

Weatherproof panels include ignition, momentary starter and two accessory switches. Panels are 4-1/8" wide x 3" high and are a direct, plug-in to the 50-200, 50-201, 50-2021 (dual ignition) or 50-2031 (single ignition) wiring harnesses.

| Part No. | Description                                               |
|----------|-----------------------------------------------------------|
| 50-740   | Ignition Control Panel, Use with 50-200 Or 50-201 Harness |
| 50-7411  | Dual Ignition Control Panel, Use 50-2021 Harness          |
| 50-7431  | Single Ignition Control Panel, Use 50-2031 Harness        |



50-7711



50-1711

## WEATHERPROOF IGNITION CONTROL PANELS WITH THREE ACCESSORY SWITCHES

Weatherproof panels include ignition, momentary starter and three accessory switches. Panels are 4-1/8" wide x 3" high.

| Black Part No. | Checkered Part No. | Description                                                                          |
|----------------|--------------------|--------------------------------------------------------------------------------------|
| 50-7711        | 50-1711            | Dual Ignition Control Panel, Use with 50-2021 Harness                                |
| 50-7713        | 50-1713            | Single Ignition Control Panel w/3-Wheel Braking, Use with 50-2031 Harness            |
| 50-7714        | 50-1714            | Single Ignition Control Panel with Dual Pickup Distributor, Use with 50-2034 Harness |
| 50-7731        | —                  | Single Ignition Control Panel, Use with 50-2031 Harness                              |

## WEATHERPROOF FUSED IGNITION CONTROL PANEL 50-7164

Ignition panel combines the benefits of weatherproof, precision micro switches with built-in fuse access and a compact, 6-7/8" wide x 4-1/8" high size. Includes momentary start, ignition and five accessory switches.



## WEATHERPROOF IGNITION CONTROL PANELS WITH FOUR ACCESSORY SWITCHES

Weatherproof switch panels, which are 3-1/4" wide x 4-1/2" high are a direct plug-in to the 50-2031, 50-2021, or 50-2034 wiring harness. Includes ignition, momentary start and 4 accessory switches.

| Part No. | Description                                      |
|----------|--------------------------------------------------|
| 50-7611  | Ignition Control Panel, Use with 50-2021 Harness |
| 50-7631  | Ignition Control Panel, Use with 50-2031 Harness |
| 50-7614  | Ignition Control Panel, Use with 50-2034 Harness |



## WEATHERPROOF IGNITION CONTROL PANELS WITH SINGLE ACCESSORY SWITCH

Weatherproof panels include ignition, momentary start and single accessory switches. Panels are 2-1/2" wide x 4-5/8" high and are a direct, plug-in to the 50-200, 50-201, 50-2021 (dual ignition) or 50-2031 (single ignition) wiring harnesses.

| Part No. | Description                                          |
|----------|------------------------------------------------------|
| 50-790   | Ignition Control Panel, Use 50-200 Or 50-201 Harness |
| 50-7911  | Dual Ignition Control Panel, Use 50-2021 Harness     |
| 50-7931  | Single Ignition Control Panel, Use 50-2031 Harness   |



## IGNITION CONTROL PANELS WITH SINGLE ACCESSORY SWITCH



50-031

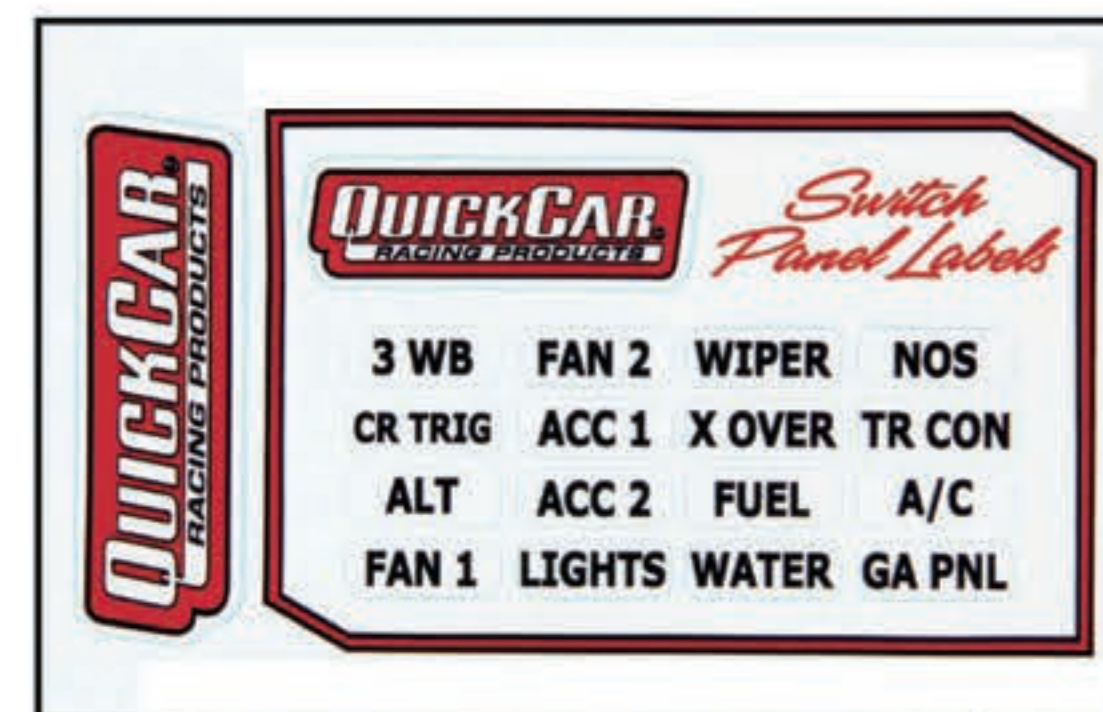
Pre-wired switch panels include ignition switch, push-to-start button and choice of single accessory or 3-wheel brake switch. Panels are 4-5/8" wide x 2-1/2" high. A direct, plug-in installation using the 50-2031 wiring harness.

| Part No. | Description                                    |
|----------|------------------------------------------------|
| 50-031   | Single Ignition Control w/Accessory Switch     |
| 50-033   | Single Ignition Control w/3-Wheel Brake Switch |

## SWITCH PANEL STICKER KITS

Customize QuickCar ignition control panels quickly and easily, while keeping a professional appearance. Sticker kits includes labels for 16 various functions that may be activated with accessory switches.

| Part No. | Description                                                 |
|----------|-------------------------------------------------------------|
| 50-004   | Sticker Kit For QuickCar Panels With Five Or Fewer Switches |



## IGNITION CONTROL PANELS WITH ROCKER SWITCHES

Similar in quality and construction to traditional QuickCar ICP's, but with premium rocker switches. Panels feature 25 amp capacity switches that are dust/water resistant and include screw-on terminal connections. Offered in checkered flag or black, panels are completely pre-wired and ready to install. May be plugged in directly to 50-200 or 50-201 wiring harnesses, if desired.

### 52-165 (CHECKERED FLAG) 52-865 (BLACK)

Includes ignition switch, momentary starter switch and three accessory switches. Measures 7" wide x 3" high.



### 52-166 (CHECKERED FLAG) 52-866 (BLACK)

Similar to the above panels, but with rocker switches that illuminate upon activation. Includes illuminated ignition switch, momentary starter switch and three illuminated accessory switches. Measures 7" wide x 3" high.

### 52-163 (CHECKERED FLAG) 52-863 (BLACK)

Panel features the addition of fused rocker switches for added electrical system protection. Includes fused ignition switch, momentary starter switch and three fused accessory switches. Measures 7" wide x 3-1/2" high.



### 52-164 (CHECKERED FLAG) 52-864 (BLACK)

Top-of-the-line panel incorporates rocker switches that are fused and illuminated. Includes illuminated and fused ignition switch, momentary starter switch, and three illuminated and fused accessory switches. Measures 7" wide x 3-1/2" high.

## REPLACEMENT / ACCESSORY ROCKER SWITCHES

| Part No. | Description                             |
|----------|-----------------------------------------|
| 52-200   | Wiring Harness For Rocker Switch Panels |
| 52-500   | On/Off Rocker Switch                    |
| 52-510   | Momentary Start Rocker Switch           |
| 52-512   | Momentary On/Off Rocker Switch          |
| 52-601   | Lighted On/Off Rocker Switch, Red       |

| Part No. | Description                          |
|----------|--------------------------------------|
| 52-602   | Lighted On/Off Rocker Switch, Blue   |
| 52-604   | Lighted On/Off Rocker Switch, Amber  |
| 52-609   | Lighted On/Off Rocker Switch, Green  |
| 52-615   | Lighted On/Off/On Rocker Switch, Red |



## CIRCUIT BREAKER PANELS **NEW**

Attractive, gloss black Ignition Control Panels include premium, 20 amp circuit breakers for the ultimate in electrical system protection. Circuit breakers utilize an easy, resettable design. Panels are completely pre-wired and ready to install

### 50-868 **NEW**

Panel includes push-to-start button, ignition toggle switch and five accessory toggle switches, complete with circuit breakers. Measures 6-7/8" wide x 4" tall.



### 50-869 **NEW**

Similar to the above panel, but 1" taller to accommodate the addition of six pilot lights. Measures 6-7/8" wide x 5" tall.



## **NEW** REPLACEMENT RESETTABLE CIRCUIT BREAKERS




Circuit breakers may be reset with the touch of a button. Offered in various amp ratings, heavy duty design circuit breakers include screw connectors to ensure positive connections.

| Part No. | Description |
|----------|-------------|
| 50-9715  | 15 Amp      |
| 50-9720  | 20 Amp      |
| 50-9725  | 25 Amp      |
| 50-9730  | 30 Amp      |

## WEATHERPROOF SWITCHES

| Part No. | Description                                      |
|----------|--------------------------------------------------|
| 50-400   | Momentary Micro Switch                           |
| 50-401   | Momentary-Off-Momentary Single Pole Micro Switch |
| 50-402   | Momentary-Off-Momentary Double Pole Micro Switch |
| 50-410   | Single Pole Micro Switch                         |
| 50-415   | On-Off-On Micro Switch                           |
| 50-417   | On-On Micro Switch                               |
| 50-420   | On-On Double Pole Crossover Micro Switch         |
| 50-422   | 20 Amp Circuit Breaker                           |
| 50-424   | 40 Amp Circuit Breaker                           |
| 50-502   | Weatherproof Magneto Micro Switch                |



### HD SWITCH WITH FLIP-UP SWITCH COVER 50-520

Heavy duty switch includes an aircraft-type, flip-up switch cover.



### HD SWITCH WITH BLACK SWITCH COVER 50-522

Heavy duty switch includes a weather-proof black switch cover.

## REPLACEMENT COMPONENTS

Designed specifically for QuickCar ignition control panels.

| Part No.          | Description                         |
|-------------------|-------------------------------------|
| 50-500            | Standard Single Pole Switch         |
| 50-501            | Aircraft Flip Switch Cover          |
| 50-503            | Magneto Switch, 6-Post              |
| 50-504            | 3-Wheel Brake Switch W/Rubber Cover |
| 50-505            | Bridged Double Pole Switch          |
| 50-506            | Ignition W/Start Switch             |
| 50-510            | Push-To-Start Momentary Switch      |
| 50-512            | Momentary Toggle Switch             |
| 50-601            | Red Pilot Light                     |
| 50-602 <b>NEW</b> | Red Pilot Light                     |
| 50-604 <b>NEW</b> | Red Pilot Light                     |
| 50-609            | Green Pilot Light                   |
| 50-610            | Replacement Rubber Boot For Switch  |



## ATC FUSES **NEW**

Designed for use in QuickCar Switch Panels, fuses are offered in a variety of amp ratings. Sold in Packs of 5.

| Part No. | Description | Part No. | Description                     |
|----------|-------------|----------|---------------------------------|
| 50-905   | 5 amp       | 50-930   | 30 amp                          |
| 50-910   | 10 amp      | 50-960   | Fuse Assortment, 5 of each fuse |
| 50-915   | 15 amp      |          |                                 |
| 50-920   | 20 amp      |          |                                 |
| 50-925   | 25 amp      |          |                                 |





Basic wiring harness 50-200 with ignition control panel 50-020



## SWITCH PANEL TO WIRING HARNESS CHART

The ignition switch panels listed below are designed as a direct, plug-in installation to a specific wiring harness, significantly easing and speeding-up the car building process. The chart identifies the proper wiring harness for each ignition switch panel.

| Ignition Switch Panel | Wiring Harness                             |
|-----------------------|--------------------------------------------|
| 50-020 / 50-820       | 50-200 (Basic) or 50-201 (HEI)             |
| 50-022 / 50-822       | 50-200 (Basic) or 50-201 (HEI)             |
| 50-023 / 50-823       | 50-200 (Basic) or 50-201 (HEI)             |
| 50-025 / 50-825       | 50-200 (Basic) or 50-201 (HEI)             |
| 50-031                | 50-2031 (Single Ignition) or 50-2032 (HEI) |
| 50-033                | 50-2031 (Single Ignition) OR 50-2032 (HEI) |
| 50-052 / 50-852       | 50-200 (Basic) or 50-201 (HEI)             |
| 50-053 / 50-853       | 50-200 (Basic) or 50-201 (HEI)             |
| 50-102 / 50-802       | 50-200 (Basic) or 50-201 (HEI)             |
| 50-103 / 50-803       | 50-200 (Basic) or 50-201 (HEI)             |
| 50-163 / 50-863       | No Harness Needed                          |
| 50-164 / 50-864       | No Harness Needed                          |
| 50-165 / 50-865       | No Harness Needed                          |
| 50-166 / 50-866       | No Harness Needed                          |
| 50-1711 / 50-7711     | 50-2021 (Dual Ignition)                    |
| 50-1713 / 50-7713     | 50-2021 (Dual Ignition)                    |
| 50-1714 / 50-7714     | 50-2034 (Dual Pickup Ignition)             |
| 50-711                | 50-2021 (Dual Ignition)                    |
| 50-7164               | No Harness Needed                          |

| Ignition Switch Panel          | Wiring Harness                             |
|--------------------------------|--------------------------------------------|
| 50-720                         | 50-200 (Basic) or 50-201 (HEI)             |
| 50-731                         | 50-2031 (Single Ignition) or 50-2032 (HEI) |
| 50-740                         | 50-200 (Basic) or 50-201 (HEI)             |
| 50-7411                        | 50-2021 (Dual Ignition)                    |
| 50-7431                        | 50-2031 (Single Ignition) or 50-2032 (HEI) |
| 50-750                         | 50-200 (Basic) or 50-201 (HEI)             |
| 50-7531                        | 50-2031 (Single Ignition) or 50-2032 (HEI) |
| 50-7611                        | 50-2021 (Dual Ignition)                    |
| 50-7631                        | 50-2031 (Single Ignition) or 50-2032 (HEI) |
| 50-7614                        | 50-2034 (Dual Pickup Ignition)             |
| 50-7731                        | 50-2031 (Single Ignition) OR 50-2032 (HEI) |
| 50-790                         | 50-200 (Basic) OR 50-201 (HEI)             |
| 50-7911                        | 50-2021 (Dual Ignition)                    |
| 50-7931                        | 50-2031 (Single Ignition) OR 50-2032 (HEI) |
| 50-868                         | No Harness Needed                          |
| 50-869                         | No Harness Needed                          |
| 52 Series Rocker Switch Panels | 50-200 (Basic) OR 50-201 (HEI)             |



## BASIC IGNITION WIRING HARNESSES

Ready-to-install, basic wiring harnesses ease the car building process. Each harness is 5' long and includes four individually labeled wires complete with plug-in connector.

| Part No. | Description               |
|----------|---------------------------|
| 50-200   | Basic Wiring Harness      |
| 50-201   | Basic Wiring Harness, HEI |

## MOD IGNITION WIRING HARNESS KIT


Universal harness for UMP/IMCA modified will connect all ignition components. Includes switch panel with weatherproof switches.

| Part No. | Description     |
|----------|-----------------|
| 50-2030  | Checkered Panel |
| 50-2037  | Black Panel     |



## SINGLE IGNITION WIRING HARNESS 50-2031

A universal Weatherpack harness for race cars utilizing a single box ignition system.



## DUAL IGNITION WIRING HARNESS 50-2021

A universal Weatherpack harness for race cars using a dual box ignition system.



# WIRING HARNESSES




## HEI IGNITION WIRING HARNESS 50-2032

Universal wiring harness is designed for applications using an HEI ignition system.

## CRANE IGNITION/ASPHALT LATE MODEL WIRING HARNESS 50-2051

Specialized wiring harness is designed for asphalt late models using a single Crane 6700-6701 Ignition system. Sold complete with wiring and connectors. For use with any ignition panel that fits the 50-2031.



## DUAL PICKUP DISTRIBUTOR IGNITION WIRING HARNESS 50-2034

Universal Weatherpack wiring harness is designed for cars using a single ignition box and dual magnetic pickup distributor, or crank trigger/distributor combination.



## 3-WHEEL BRAKE HARNESS 50-034

Wiring harness with Weatherpack connector is used to supply power from the 3-wheel brake switch to the solenoid.



## REDLINE GAUGE PANELS

Competition, lightweight aluminum Redline Gauge Panels are fitted with reliable, USA-made electric stepper motor gauges. Precision, 2-5/8" diameter gauges are pre-programmed to illuminate in stages, quickly alerting the driver in the event of a problem. Panels are sold completely pre-wired for easy installation and include all necessary senders.



### 2-GAUGE PANEL 63-2001

Basic panel includes gauges for oil pressure and water temperature. Panel is 7-1/4" wide x 4-1/2" high.



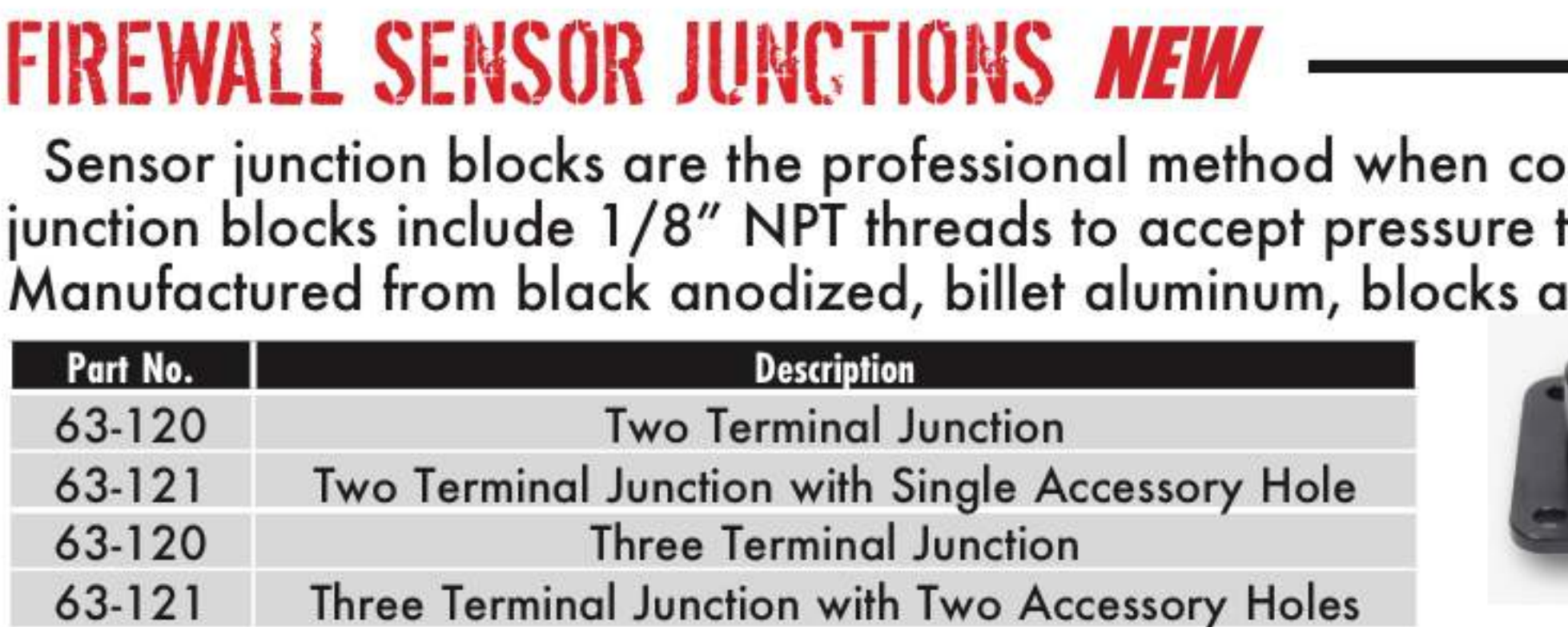
### 3-GAUGE PANEL 63-3011

Panel includes gauges for oil pressure, water temperature and oil temperature. Panel is 10-1/2" wide x 4-1/2" high.



### 3-GAUGE PANEL 63-3012

Panel includes gauges for oil pressure, water temperature and fuel pressure. Panel is 10-1/2" wide x 4-1/2" high.



### 3-GAUGE PANEL 63-3016

Panel includes gauges for oil pressure, water temperature and water pressure. Panel is 10-1/2" wide x 4-1/2" high.



### 3-GAUGE PANEL 63-3017

Panel includes gauges for oil pressure, water temperature and volt meter. Panel is 10-1/2" wide x 4-1/2" high.



## FIREWALL SENSOR JUNCTIONS **NEW**

Sensor junction blocks are the professional method when connecting lines to pressure transducers, a requirement of stepper motor gauges. Typically mounted to the firewall, junction blocks include 1/8" NPT threads to accept pressure transducers on the interior side of firewall, while pressure lines are then connected adjacently on the engine side. Manufactured from black anodized, billet aluminum, blocks are offered with or without accessory wiring holes.

| Part No. | Description                                      |
|----------|--------------------------------------------------|
| 63-120   | Two Terminal Junction                            |
| 63-121   | Two Terminal Junction with Single Accessory Hole |
| 63-120   | Three Terminal Junction                          |
| 63-121   | Three Terminal Junction with Two Accessory Holes |



63-120



63-121



63-130



63-132

# GAUGE PANELS



## 4-GAUGE PANEL 63-4021

Panel includes gauges for oil pressure, water temperature, oil temperature and fuel pressure. Panel is 13-5/8" wide x 4-1/2" high.



## 4-GAUGE PANEL 63-4026

Panel includes gauges for oil pressure, water temperature, fuel pressure and water pressure. Panel is 13-5/8" wide x 4-1/2" high.

## 4-GAUGE PANEL 63-4027

Panel includes gauges for oil pressure, water temperature, oil temperature and volt meter. Panel is 13-5/8" wide x 4-1/2" high.



## 5-GAUGE PANEL 63-5036

Panel includes gauges for oil pressure, water temperature, oil temperature, fuel pressure and water pressure. Panel is 17" wide x 4-1/2" high.

## 5-GAUGE PANEL 63-5037

Panel includes gauges for oil pressure, water temperature, oil temperature, fuel pressure and volt meter. Panel is 17" wide x 4-1/2" high.



## 2-5/8" REDLINE GAUGES

May also be purchased separately. Senders and pressure lines not included.



**63-000**  
Fuel Pressure  
0-15 PSI



**63-003**  
Oil Pressure  
0-100 PSI.



**63-006**  
Water Temperature  
100°-280° F.



**63-007**  
Volt Meter  
8-18 Volts



**63-008**  
Water Pressure  
0-60 PSI



**63-009**  
Oil Temperature  
140°-320° F.

## REPLACEMENT SENDERS



| Part No. | Description                        |
|----------|------------------------------------|
| 63-220   | Water, Oil, Trans Temp Sender      |
| 63-230   | Oil Pressure/Water Pressure Sender |
| 63-240   | Fuel Pressure Sender               |

## REDLINE GAUGE TACH PANELS WITH MULTI-RECALL TACHOMETER **NEW**

Panels combine advanced, electric stepper motor 2-5/8" diameter gauges with the benefits of a Redline 3" diameter multi-recall tachometer. Multi-recall, 10,000 RPM tachometer allows recalling the four highest (straightaway) and four lower (corner) RPM readings to help determine proper gearing. Panels are sold completely pre-wired for easy installation and include all necessary senders.



### 2-1 GAUGE PANEL 63-2031 **NEW**

Basic panel includes gauges for oil pressure and water temperature along with a Redline multi-recall tachometer. Panel is 10-3/4" wide x 4-1/2" high.

### 3-1 GAUGE PANEL 63-3041 **NEW**

Panel combines oil pressure, water temperature and oil temperature gauges with a Redline multi-recall tachometer. Measures 13-7/8" wide x 4-1/2" high.



### 3-1 GAUGE PANEL 63-3042 **NEW**

Panel includes oil pressure, water temperature and fuel pressure gauges, and a Redline multi-recall tachometer. Panel is 13-7/8" wide x 4-1/2" high.



### 3-1 GAUGE PANEL 63-3046 **NEW**

Panel includes oil pressure, water temperature and water pressure gauges combined with a Redline multi-recall tachometer. Panel is 13-7/8" wide x 4-1/2" high.



# GAUGE PANELS



## 3-1 GAUGE PANEL 63-3047 **NEW**

Panel includes oil pressure, water temperature and volt meter gauges, and a Redline multi-recall tachometer. Panel is 13-7/8" wide x 4-1/2" high.

## 4-1 GAUGE PANEL 63-4051 **NEW**

Panel includes oil pressure, water temperature, oil temperature and fuel pressure gauges along with a Redline multi-recall tachometer. Panel is 17" wide x 4-1/2" high.



## 4-1 GAUGE PANEL 63-4056 **NEW**

Panel combines oil pressure, water temperature, fuel pressure and water pressure gauges with a Redline multi-recall tachometer. Panel is 17" wide x 4-1/2" high.



## 4-1 GAUGE PANEL 63-4057 **NEW**

Panel includes oil pressure, water temperature, oil temperature and volt meter gauges, and a Redline multi-recall tachometer. Panel is 17" wide x 4-1/2" high.



**DIGITAL GAUGE PANELS NEW**

Ultra lightweight gauge panels are fit with precision, 2-1/16" diameter digital electronic gauges. Gauges include a digital, blue LED readout and graduated scale for increased readability. Built-in warning light functions, pre-set with the touch of a finger, cause the lighting to flash in the event of a problem, instantly alerting the driver. Panels are sold completely pre-wired for easy installation, complete with necessary transducers and senders.



**2-GAUGE PANEL 67-2001 NEW**

Basic digital panel includes oil pressure and water temperature gauges. Panel is 6-1/16" wide x 3-5/8" high.



**3-GAUGE PANEL 67-3011 NEW**

Assembled with oil pressure, water temperature and oil temperature gauges, panel is 8-1/2" wide x 3-5/8" high.



**3-GAUGE PANEL 67-3012 NEW**

Panel includes gauges for oil pressure, water temperature and fuel pressure. Panel is 8-1/2" wide x 3-5/8" high.



**3-GAUGE PANEL 67-3016 NEW**

Panel is fitted with oil pressure, water temperature and water pressure gauges. Panel is 8-1/2" wide x 3-5/8" high.



**3-GAUGE PANEL 67-3017 NEW**

Fitted with gauges for oil pressure, water temperature and volt meter, panel is 8-1/2" wide x 3-5/8" high.

# GAUGE PANELS



## 4-GAUGE PANEL 67-4021 **NEW**

Panel includes oil pressure, water temperature, oil temperature and fuel pressure gauges. Panel is 11" wide x 3-5/8" high.



## 4-GAUGE PANEL 67-4026 **NEW**

Panel is complete with oil pressure, water temperature, fuel pressure and water pressure gauges. Panel is 11" wide x 3-5/8" high.

## 4-GAUGE PANEL 67-4027 **NEW**

Panel includes oil pressure, water temperature, oil temperature and volt meter gauges. Panel is 11" wide x 3-5/8" high.



## 5-GAUGE PANEL 67-5036 **NEW**

Complete with gauges for oil pressure, water temperature, oil temperature, fuel pressure and water pressure. Panel is 13-1/2" wide x 3-5/8" high.

## 5-GAUGE PANEL 67-5037 **NEW**

Panel includes oil pressure, water temperature, oil temperature, fuel pressure and volt meter gauges. Panel is 13-1/2" wide x 3-5/8" high.



## 2-1/16" **NEW** DIGITAL GAUGES

May also be purchased separately. Senders, transducers or pressure lines not included.



**67-000**  
Fuel Pressure  
0-15 PSI



**67-003**  
Oil Pressure  
0-100 PSI.



**67-006**  
Water Temperature  
100°-280° F.



**67-007**  
Volt Meter  
8-18 Volts



**67-008**  
Water Pressure  
0-100 PSI



**67-009**  
Oil Temperature  
100°-320° F.

## REPLACEMENT SENDERS



| Part No. | Description                        |
|----------|------------------------------------|
| 63-220   | Water, Oil, Trans Temp Sender      |
| 63-230   | Oil Pressure/Water Pressure Sender |
| 63-240   | Fuel Pressure Sender               |

## EXTREME GAUGE PANELS

*Extreme Gauge Panels feature lightweight, 2-5/8" diameter white face mechanical gauges with bright red pointers mounted in gloss black finished panels. Panels are pre-wired, ready to install and include necessary senders. No external warning lights are needed; gauges use LED lights and switch automatically from white to designated color when a problem arises.*

### 2-GAUGE PANEL 61-7001

Basic, 7-1/4" wide x 4-1/2" high panel includes gauges for oil pressure and water temperature.



### 3-GAUGE PANEL 61-7011

Panel is 10-1/2" wide x 4-1/2" high and features oil pressure, water temperature and oil temperature gauges.

### 3-GAUGE PANEL 61-7012

Panel is complete with oil pressure, water temperature and fuel pressure gauges, and is 10-1/2" wide x 4-1/2" high.



### 3-GAUGE PANEL 61-7017

Panel is complete with oil pressure, water temperature and volt meter gauges. Panel is 10-1/2" wide x 4-1/2" high.

### 4-GAUGE PANEL 61-7021

Panel, which is 13-5/8" wide x 4-1/2" high, includes oil pressure, water temperature, oil temperature and fuel pressure gauges.





# GAUGE PANELS



## EXTREME GAUGE PANELS WITH LED DIGITAL TACHOMETER

Panels feature the addition of the Extreme LED Digital Tachometer, designed for use as an RPM indicator or shift light. RPM settings are adjusted by simply touching the lens with a finger. Fully assembled and pre-wired, panels are complete with necessary senders. May be assembled with any combination of gauges; please call with specific requirements.



### 2-1 GAUGE PANEL 61-7031

2-1 gauge panel is complete with gauges for oil pressure and water temperature, and the Extreme LED Digital Tachometer. Panel is 10-1/2" wide x 4-1/2" high.

### 3-1 GAUGE PANEL 61-7041

3-1 gauge panel includes oil pressure, water temperature and oil temperature gauges, and the Extreme LED Digital Tachometer. Panel is 13-5/8" wide x 4-1/2" high.



### 4-1 GAUGE PANEL 61-7051

4-1 gauge panel includes oil pressure, water temperature, oil temperature and fuel pressure gauges, and the Extreme LED Digital Tachometer. Panel is 17" wide x 4-1/2" high.

### 3-1 GAUGE PANEL 61-7042

3-1 gauge panel includes oil pressure, water temperature and fuel pressure gauges, and the Extreme LED Digital Tachometer. Panel is 13-5/8" wide x 4-1/2" high.



**2-5/8" EXTREME GAUGES** May also be purchased separately. Sold complete with 12-volt lighting. Senders and pressure lines not included.

#### FUEL PRESSURE

611-7000 0-15 PSI.



#### VOLT METER

611-7007 8-18 Volts.



#### OIL TEMPERATURE

611-7009 100°-320° F.



#### OIL PRESSURE

611-7003 0-100 PSI.



#### WATER TEMPERATURE

611-7006 100°-280° F.



#### TRANSMISSION TEMPERATURE

611-7012 100°-320° F.



#### WATER PRESSURE

611-7008 0-100 PSI.



**NEW**

NOTE: Colors Indicate Warning Light

## STANDARD GAUGE PANELS

Standard gauge panels feature quality QuickCar 2-5/8" diameter mechanical gauges and accompanying warning lights. Panels are sold completely pre-wired for easy installation and include all necessary senders. All gauges in standard panels now feature LED lighting.

### 2-GAUGE PANEL 61-6001

Basic panel includes gauges for oil pressure and water temperature, and accompanying warning lights. Panel is 7-1/4" wide x 4-1/2" high.



### 3-GAUGE PANEL 61-6011

Panel includes gauges for oil pressure, water temperature and oil temperature, and accompanying warning lights. Panel is 10-1/2" wide x 4-1/2" high.



### 3-GAUGE PANEL 61-6012

Panel includes gauges for oil pressure, water temperature and fuel pressure, and accompanying warning lights. Panel is 10-1/2" wide x 4-1/2" high.



### 4-GAUGE PANEL 61-6021

Panel features gauges for oil pressure, water temperature, oil temperature and fuel pressure, and accompanying warning lights. Panel is 13-5/8" wide x 4-1/2" high.

# GAUGE PANELS



## STANDARD GAUGE PANELS CONT. (BLACK)

### 2-GAUGE PANEL 61-6701

Basic panel includes gauges for oil pressure and water temperature, and accompanying warning lights. Panel is 7-1/4" wide x 4-1/2" high.



### 3-GAUGE PANEL 61-6717

Panel is complete with oil pressure, water temperature and volt meter gauges, and accompanying warning lights. Panel is 10-1/2" wide x 4-1/2" high.



### 3-GAUGE PANEL 61-6711

Panel includes gauges for oil pressure, water temperature and oil temperature and accompanying warning lights. Panel is 10-1/2" wide x 4-1/2" high.



### 3-GAUGE PANEL 61-6712

Panel includes gauges for oil pressure, water temperature and fuel pressure, and accompanying warning lights. Panel is 10-1/2" wide x 4-1/2" high.



### 4-GAUGE PANEL 61-6721

Panel features gauges for oil pressure, water temperature, oil temperature and fuel pressure, and accompanying warning lights. Panel is 13-5/8" wide x 4-1/2" high.

## STANDARD GAUGE PANELS WITH 5" TACHOMETER



### 2-1 GAUGE PANEL 61-6031

Basic 2-1 panel includes a 5" diameter QuickCar 10,000 RPM recall tachometer, 2-5/8" diameter mechanical gauges for oil pressure and water temperature, and accompanying warning lights. Panel is 11-7/8" wide x 4-1/2" high.

### 3-1 GAUGE PANEL 61-6041

Panel incorporates a 5" diameter QuickCar 10,000 RPM recall tachometer, 2-5/8" diameter mechanical gauges for oil pressure, water temperature and oil temperature, and accompanying warning lights. Panel is 15-1/8" wide x 4-1/2" high.



### 3-1 GAUGE PANEL 61-6042

Popular panel uses a 5" diameter QuickCar 10,000 RPM recall tachometer, 2-5/8" diameter mechanical gauges for oil pressure, water temperature and fuel pressure, and accompanying warning lights. Panel is 15-1/8" wide x 4-1/2" high.

### 4-1 GAUGE PANEL 61-6051

Panel features QuickCar 5" diameter, 10,000 RPM recall tachometer, 2-5/8" diameter mechanical gauges for oil pressure, water temperature, oil temperature and fuel pressure, and accompanying warning lights. Panel is 18-3/8" wide x 4-1/2" high.



# GAUGE PANELS



## STANDARD GAUGE PANELS WITH 5" TACHOMETER CONT. (BLACK)



### 2-1 GAUGE PANEL 61-6731

Basic 2-1 panel includes a 5" diameter QuickCar 10,000 RPM recall tachometer, 2-5/8" diameter mechanical gauges for oil pressure and water temperature, and accompanying warning lights. Panel is 11-7/8" wide x 4-1/2" high.

### 3-1 GAUGE PANEL 61-6741

Panel incorporates a 5" diameter QuickCar 10,000 RPM recall tachometer, 2-5/8" diameter mechanical gauges for oil pressure, water temperature and oil temperature, and accompanying warning lights. Panel is 15-1/8" wide x 4-1/2" high.



### 3-1 GAUGE PANEL 61-6742

Popular panel uses a 5" diameter QuickCar 10,000 RPM recall tachometer, 2-5/8" diameter mechanical gauges for oil pressure, water temperature and fuel pressure, and accompanying warning lights. Panel is 15-1/8" wide x 4-1/2" high.

### 4-1 GAUGE PANEL 61-6751

Panel features QuickCar 5" diameter, 10,000 RPM recall tachometer, 2-5/8" diameter mechanical gauges for oil pressure, water temperature, oil temperature and fuel pressure, and accompanying warning lights. Panel is 18-3/8" wide x 4-1/2" high.



## STANDARD GAUGE PANELS WITH 3-3/8" TACHOMETERS

### 2-1 GAUGE PANEL 61-60313

Basic panel includes a QuickCar 3-3/8" diameter 10,000 RPM remote recall tachometer, 2-5/8" diameter mechanical gauges for oil pressure and water temperature, and accompanying warning lights. Panel is 11-7/8" wide x 4-1/2" high.



### 3-1 GAUGE PANEL 61-60413

Panel incorporates a QuickCar 3-3/8" diameter 10,000 RPM remote recall tachometer, 2-5/8" diameter mechanical gauges for oil pressure, water temperature and oil temperature, and accompanying warning lights. Panel is 15-1/8" wide x 4-1/2" high.

### 3-1 GAUGE PANEL 61-60423

Panel features a QuickCar 3-3/8" diameter 10,000 RPM remote recall tachometer, 2-5/8" diameter mechanical gauges for oil pressure, water temperature and fuel pressure, and accompanying warning lights. Panel is 15-1/8" wide x 4-1/2" high.



### 4-1 GAUGE PANEL 61-60513

Panel combines a QuickCar 3-3/8" diameter 10,000 RPM remote recall tachometer, 2-5/8" diameter mechanical gauges for oil pressure, water temperature, oil temperature and fuel pressure, and accompanying warning lights. Panel is 18-3/8" wide x 4-1/2" high.

# GAUGE PANELS



## STANDARD GAUGE PANELS WITH 3-3/8" TACHOMETERS CONT. (BLACK)

### 2-1 GAUGE PANEL 61-67313

Basic panel includes a QuickCar 3-3/8" diameter 10,000 RPM remote recall tachometer, 2-5/8" diameter mechanical gauges for oil pressure and water temperature, and accompanying warning lights. Panel is 11-7/8" wide x 4-1/2" high.



### 3-1 GAUGE PANEL 61-67413

Panel incorporates a QuickCar 3-3/8" diameter 10,000 RPM remote recall tachometer, 2-5/8" diameter mechanical gauges for oil pressure, water temperature and oil temperature, and accompanying warning lights. Panel is 15-1/8" wide x 4-1/2" high.

### 3-1 GAUGE PANEL 61-67423

Panel features a QuickCar 3-3/8" diameter 10,000 RPM remote recall tachometer, 2-5/8" diameter mechanical gauges for oil pressure, water temperature and fuel pressure, and accompanying warning lights. Panel is 15-1/8" wide x 4-1/2" high.



### 4-1 GAUGE PANEL 61-67513

Panel combines a QuickCar 3-3/8" diameter 10,000 RPM remote recall tachometer, 2-5/8" diameter mechanical gauges for oil pressure, water temperature, oil temperature and fuel pressure, and accompanying warning lights. Panel is 18-3/8" wide x 4-1/2" high.

**TACHOMETERS** QuickCar tachometers are used in the assembly of our quality built, ready to install panels, and are also offered separately.

## EXTREME LED DIGITAL TACHOMETER 611-7010

Digital tachometer's compact, 2-5/8" diameter allows it to be installed into any Extreme gauge panel. Tachometer may be used simply as an RPM indicator, or as a shift light. RPM settings are adjusted by simply touching the lens with a finger. Unit also includes a recall feature, which displays the highest RPM attained at the end of the race.



Shift Lights On



## TACHOMETER WITH MEMORY 611-6001

A true American made, 5" diameter tachometer that is affordable, dependable and accurate. Tachometer, which has a silver dial face with bright red pointer, has a 0-10,000 RPM range and popular memory feature, which allows displaying the highest RPM attained from the last race. Unit features an analog design, thereby lacking a microprocessor and providing legality in all sanctioning bodies. Now features bright white LED lighting.

## TACHOMETER WITH REMOTE RECALL 611-6002

Made in the USA, 3-3/8" diameter aluminum-cased tachometer includes a 0-10,000 RPM range. Designed for in-dash mounting, tachometer includes a silver dial face with bright red pointer, and includes a remote recall, which displays the highest RPM attained during the last race. Analog rather than microprocessor design allows legality in all sanctioning bodies. Now features bright white LED lighting.



611-096



| Part No. | Description                      |
|----------|----------------------------------|
| 611-096  | Replacement Remote Recall Switch |



63-001

63-002

## REDLINE MULTI-RECALL TACHOMETERS

Precision, 3" diameter tachometers combine accuracy and reliability with added multi-recall features. The built-in multi-recall function allows recalling the four highest (straightaway) and four lower (corner) RPM readings to help determine proper gearing, while the programmable shift light aids in performing timely shifts, when desired. Bright, LED lit 0-10,000 RPM tachs are offered with black or white dial faces.

| Part No. | Description                     |
|----------|---------------------------------|
| 63-001   | Multi-Recall Tachometer (White) |
| 63-002   | Multi-Recall Tachometer (Black) |

## QUICKTACH LCD RECALL TACHOMETERS

Compact, yet accurate QuickTach features a 1-3/4" wide x 3/4" high LCD digital display of engine RPM, while also including the ability to recall the highest RPM attained during the last race. RPM recall is automatically displayed for up to 15 minutes once the engine is shut down, and clears when the engine is re-started. A reset button allows for occasions when it is desired to reset the unit during racing. Lightweight, aluminum cased unit is waterproof and is self-powered by a 9-volt battery. Not for use with Magnetos.

| Part No. | Description                              |
|----------|------------------------------------------|
| 611-099  | QuickTach, White/Red With Checkered Flag |
| 611-100  | QuickTach, Black                         |



611-099



611-100



# GAUGE PANEL ACCESSORIES



**FUEL PRESSURE**  
611-6000  
0-15 PSI.

**VOLTS**  
611-6007  
8-18 Volts.

**WATER TEMPERATURE**  
611-6006  
100°-280° F.

**OIL PRESSURE**  
611-6003  
0-100 PSI.

**OIL TEMPERATURE**  
611-6009  
100°-340° F.

## STANDARD 2-5/8" GAUGES

May also be purchased separately. Sold complete with 12-volt LED lighting. Senders and pressure line not included.

## LED RED LIGHT STRIP 61-790

Red, 18" long LED strip, which may be trimmed to length, is typically mounted to the dashboard and wired to a warning light, quickly alerting the driver in the event of a problem. Sold complete with necessary wiring.



Example of LED Red Light Strip, Gauge Panel Not Included

## PRESSURE AND TEMPERATURE SWITCHES

### FUEL PRESSURE SWITCH 61-730

Activates warning light when fuel pressure drops below 4 PSI. Switch has 1/8" NPT.



### OIL PRESSURE SWITCHES

Switches are offered to activate oil pressure warning light at 20 or 30 PSI. Switches have 1/8" NPT.

| Part No. | Description                              |
|----------|------------------------------------------|
| 61-733   | Oil Pressure Switch, Activates At 30 PSI |
| 61-735   | Oil Pressure Switch, Activates At 20 PSI |



### WATER TEMPERATURE SWITCHES

Activates warning light when water temperature rises to 235° F. Offered with 3/8" or 1/2" NPT.

| Part No. | Description                        |
|----------|------------------------------------|
| 61-740   | Water Temperature Switch, 1/2" NPT |
| 61-748   | Water Temperature Switch, 3/8" NPT |



### OIL TEMPERATURE SWITCH 61-750

Activates warning light when oil temperature rises above 280° F. Has a 1/2" NPT.



## REPLACEMENT WARNING LIGHTS

Replacement lights are designed for QuickCar panels and include snap-in design. Lights feature a more durable, non-brittle one-piece body.

| Part No. | Description                                                                                |
|----------|--------------------------------------------------------------------------------------------|
| 61-701   | Red                                                                                        |
| 61-702   | Blue                                                                                       |
| 61-704   | Amber                                                                                      |
| 61-709   | Green                                                                                      |
| 61-706   | 4-Pc. Warning Light Kit Includes (1) red, (1) blue, (1) amber and (1) green warning light. |



## LED BULBS

New and improved bulbs fit into the back lighting of standard QuickCar gauges, offering bright illumination and easier gauge reading, while using less power and adding reliability. Perfect for 16V applications.

| Part No. | Description             |
|----------|-------------------------|
| 61-698   | White LED Bulbs, 4-Pack |
| 61-699   | White LED Bulb, Each    |
| 61-691   | Red LED Bulbs, Pair     |
| 61-692   | Blue LED Bulbs, Pair    |
| 61-693   | Amber LED Bulbs, Pair   |
| 61-694   | Green LED Bulbs, Pair   |



## FUEL PRESSURE ISOLATOR 61-300

Specialized isolator eliminates the hazards associated with driver's compartment mounted fuel pressure gauges. Typically mounted to the engine side firewall, isolator is plumbed with the pressure source on the inlet side and an anti-freeze/water mix on the outlet, which connects to the gauge. Compatible with gasoline, alcohol or methanol fuels, isolator is manufactured from black anodized, 6061-T6 billet aluminum for durability. Capable of monitoring pressures up to 80 PSI, unit is sold complete with -4AN adapter fittings, mounting bracket and necessary hardware.



## OIL TEMPERATURE MANIFOLD 61-755

Installed in-line to allow monitoring engine oil temperature, manifold is constructed from rigid billet aluminum and black anodized for corrosion resistance. Manifold includes -10AN O-ring boss inlet and outlet ports, and a 3/8" female NPT port for an oil temperature probe.



## PRESSURE GAUGE LINE KITS

Each kit includes two 1/8" NPT to -4AN adapter fittings and -4AN stainless steel braided line to hook-up pressure gauges.

| Part No. | Description |
|----------|-------------|
| 61-71012 | 12"         |
| 61-71024 | 24"         |
| 61-71036 | 36"         |
| 61-71048 | 48"         |
| 61-71060 | 60"         |



## 1/8" NPT PRESSURE GAUGE LINE KITS

Designed to connect mechanical pressure gauges, kits are offered with copper or nylon tubing. Each kit is complete with required fittings.



| Part No. | Description                                       |
|----------|---------------------------------------------------|
| 61-710   | Nylon Gauge Line Kit                              |
| 61-7101  | Copper Gauge Line Kit                             |
| 61-724   | 1/8" NPT Female To -4AN Male Gauge Adapter (Each) |
| 61-725   | 1/8" NPT Male To -4AN Male Gauge Adapter (Each)   |

## BRASS 1/8" NPT TEE FITTINGS

Required when wiring in warning lights.

| Part No. | Description                                           |
|----------|-------------------------------------------------------|
| 61-720   | 1/8" NPT "T"-Fitting, (2) Female Ports, (1) Male Port |
| 61-721   | 1/8" NPT "T"-Fitting, (3) Female Ports                |



## ALUMINUM TEE FITTING 61-722

Fitting includes a 1/8" NPT port to -4AN with 1/8" NPT side port for oil pressure sensor.



## TEMPERATURE ADAPTERS

Used to connect mechanical water or oil temperature gauges to engine.

| Part No. | Description                        |
|----------|------------------------------------|
| 611-900  | 1/2" NPT Brass Adapter             |
| 611-901  | 1/2" NPT Aluminum Adapter          |
| 611-902  | 3/8" NPT Aluminum Adapter          |
| 611-903* | 3/8" NPT Extended Aluminum Adapter |

\*Note: For use on applications where the temperature probe contacts the inside of the cylinder head before tightening. Typically required for most aluminum heads.



## MINI FUEL PRESSURE GAUGES **NEW**

Ideally mounted to fuel pressure regulators or fuel logs, mini 1-1/2" diameter fuel pressure gauges are liquid-filled to ease readability.

| Part No.  | Description |
|-----------|-------------|
| 611-9015  | 0-15 PSI    |
| 611-90100 | 0-100 PSI   |



## QUICK-LITE WARNING LIGHT KITS

Warning light kits are designed to immediately alert the driver of any engine problems. Each kit is sold complete with warning light, sending switch and wiring.



### OIL PRESSURE KIT 61-711

Kit includes a red warning light, pressure sending unit that actuates the warning light if oil pressure drops below 20 PSI, brass in-line tee for oil pressure line, and necessary pre-terminated wiring.



### WATER TEMPERATURE KIT 61-712

Kit includes a blue warning light, temperature sending unit that actuates the warning light if water temperature exceeds 235° F., and necessary pre-terminated wiring.



### WATER PRESSURE KIT 61-713

Kit includes a blue warning light, pressure sending unit that actuates the warning light if water pressure drops below 4 PSI, and necessary pre-terminated wiring. Kit provides instant notice of coolant pressure loss such as a blown hose, radiator or head gasket leakage. Sending unit may be installed virtually anywhere in the cooling system.

### OIL TEMPERATURE KIT 61-714

Kit includes an amber warning light, temperature sending unit that actuates the warning light if oil temperature exceeds 280° F., and necessary pre-terminated wiring.

### FUEL PRESSURE KIT 61-719

Kit includes a green warning light, pressure sending unit that actuates the warning light if fuel pressure drops below 4 PSI, brass in-line tee and necessary pre-terminated wiring.



### WATER PRESSURE KIT WITH 2-1/16" DIA. GAUGE 61-716

Keep track of spikes or loss of cooling system pressure, which if unnoticed, can cause catastrophic engine failure. Kit is similar to 61-713, but with the addition of a QuickCar 2-1/16" diameter mechanical 0-35 PSI water pressure gauge. Also includes blue warning light, pressure sending unit that actuates the warning light if water pressure drops below 4 PSI, brass in-line tee and necessary pre-terminated wiring.

| Part No. | Description                 |
|----------|-----------------------------|
| 61-697   | Replacement LED Bulb        |
| 611-6008 | Replacement Gauge, 0-35 PSI |



## DELUXE SPRINT GAUGE PANELS

Innovative, two-gauge panels feature a self-contained, low oil pressure warning system. Panels are fitted with QuickCar 2-5/8" diameter oil pressure and water temperature gauges, use a 9-volt battery for power, and install with quick fasteners. Choose from lightweight aluminum or ultra-light carbon fiber panels. Sold complete with required fasteners and battery.

| Part No.  | Description                                   |
|-----------|-----------------------------------------------|
| 61-6005   | Aluminum Gauge Panel                          |
| 61-6005-1 | Aluminum Gauge Panel, Includes Magneto Switch |
| 61-7005   | Carbon Fiber Gauge Panel                      |



61-6005



Rear View



61-7005



61-6006



61-7004



Rear View

## PRO SPRINT GAUGE PANELS

Two-gauge panels weigh less than 1 lb., yet are very durable. Gauge panels are fitted with QuickCar 2-5/8" diameter oil pressure and water temperature gauges, and fasten to dash from engine bay using included quick fasteners. Choose from lightweight aluminum or ultra-light carbon fiber panels.

| Part No. | Description                          |
|----------|--------------------------------------|
| 61-6004  | Aluminum Gauge Panel                 |
| 61-6006  | Aluminum Gauge Panel, Vertical Mount |
| 61-7004  | Carbon Fiber Gauge Panel             |

## REPLACEMENT GAUGES

Gauges include mounting grommet.

| Part No. | Description                     |
|----------|---------------------------------|
| 611-6004 | Oil Pressure, 0-100 PSI         |
| 611-6005 | Water Temperature, 100°-280° F. |



611-6004



611-6005

# SPRINT CAR GAUGE PANELS



## ULTRA-NITE SPRINT CAR GAUGE PANELS

Compact, lightweight gauge panels are fitted with Auto Meter 2-5/8" diameter Ultra-Nite glow-in-the-dark oil pressure and water temperature gauges. Gauges are mounted in aluminum or carbon fiber panels using shockproof rubber grommets. Available Deluxe gauge panels include 9-volt battery for self-sufficient power supply for low oil pressure warning light and toggle switch. All panels are sold complete with Quick fasteners.

| Part No. | Description                                                        |
|----------|--------------------------------------------------------------------|
| 61-0604  | Ultra-Nite Pro Sprint Panel, Aluminum Panel                        |
| 61-0605  | Ultra-Nite Deluxe Sprint Panel, Aluminum Panel, 9-Volt Powered     |
| 61-0606  | Ultra-Nite Vertical Mount Panel, Aluminum Panel                    |
| 61-0704  | Ultra-Nite Pro Sprint Panel, Carbon Fiber Panel                    |
| 61-0705  | Ultra-Nite Deluxe Sprint Panel, Carbon Fiber Panel, 9-Volt Powered |



61-0604



61-0605



61-0606



Rear View



61-0704



61-0705



Rear View



Rear View

## REPLACEMENT GAUGES

Gauges include mounting grommet.

| Part No. | Description                     |
|----------|---------------------------------|
| 611-4521 | Oil Pressure, 0-100 PSI         |
| 611-4531 | Water Temperature, 140°-280° F. |



611-4521



611-4531



## OFFSET SPRINT GAUGE GROMMET 61-727

Special rubber grommet secures 2-5/8" diameter gauges into mounting panel, replacing traditional saddle brackets. Offsets gauges toward driver, while reducing gauge vibration for easier reading.



## ALUMINUM TEE FITTING 61-722

Fitting includes a 1/8" NPT port to -4AN with 1/8" NPT side port for oil pressure sensor. Typically used with 61-6005 or 61-7005 gauge panels.



## OIL PRESSURE WARNING KIT 61-717

Self-contained kit, powered by a 9-volt battery, provides immediate warning of loss of oil pressure. Completely pre-wired and ready to install, kit is sold complete with warning light, switch, brass tee fitting, oil pressure sending unit and battery.




## DELUXE OIL PRESSURE WARNING KIT 61-718

Self-contained, battery-powered kit is identical to the 61-717, but with a lightweight aluminum tee fitting and weatherproof switch. Sold complete with warning light, switch, tee fitting, oil pressure sending unit and 9-volt battery.




## WEATHERPROOF SWITCH 50-401

Quality momentary-off-momentary toggle switch. Commonly used in conjunction with an electric motor to activate a wing adjuster.



## WEATHERPROOF MOMENTARY-OFF-MOMENTARY SWITCH 50-402

Momentary-off-momentary switch may be wired to reverse polarity and used with an electric motor to adjust wing angle.



## WEATHERPROOF SWITCH 50-403


Pre-wired switch is typically used on mini sprints with an electric motor to adjust wing angle.

| Part No. | Description        |
|----------|--------------------|
| 50-402   | Replacement Switch |



## WEATHERPROOF MAGNETO SWITCH 50-502

Common to sprint cars, weatherproof toggle switch is typically used to activate or shut-off the ignition on applications using a magneto.



## EXTENDED ALUMINUM TEMPERATURE ADAPTER 611-903

Extended, 3/8" NPT temperature adapter, manufactured from lightweight aluminum, is for use on applications where the temperature probe contacts the inside of the cylinder head before tightening. Typically required for most aluminum heads.



# WRAPAROUND GAUGE PANELS



## WRAPAROUND GAUGE PANELS

Innovative, Wraparound Gauge Panels not only offer a professional appearance, but provide improved gauge placement. Panels, offered in lightweight fiberglass or genuine carbon fiber, are 33" wide x 7" high x 13-1/2" deep with a 1" lip. White or black gel-coated fiberglass panels include gauges for oil pressure, water temperature, oil temperature and fuel pressure, are completely pre-wired and ready for installation. Carbon fiber panel is sold less gauges to allow customizing.

### WRAPAROUND FIBERGLASS GAUGE PANEL WITH STANDARD GAUGES



### WRAPAROUND FIBERGLASS GAUGE PANEL WITH EXTREME GAUGES



### WRAPAROUND GENUINE CARBON FIBER GAUGE PANEL **NEW**



## GAUGE PANELS WITH AUTO METER SPORT-COMP GAUGES

Auto Meter's Sport-Comp gauge line is the most popular due to the fact that it combines the benefits of affordability, durability and performance. Mechanical, 2-5/8" diameter gauges feature advanced air-core meter movement for quicker response, while bold dials and fluorescent red pointers offer exceptional readability. Fully assembled and ready to install, panels are complete with warning lights and necessary senders.

| Part No. | Description                                                                             |
|----------|-----------------------------------------------------------------------------------------|
| 61-0101  | 2-Gauge Panel, Oil Press. & Water Temp., 7-1/4" W. x 4-1/2" H.                          |
| 61-0201  | 3-Gauge Panel, Oil Press., Water Temp. & Oil Temp., 10-1/2" W. x 4-1/2" H.              |
| 61-0211  | 3-Gauge Panel, Oil Press., Water Temp. & Fuel Press., 10-1/2" W. x 4-1/2" H.            |
| 61-0301  | 4-Gauge Panel, Oil Press., Water Temp., Oil Temp. & Fuel Press., 13-5/8" W. x 4-1/2" H. |



## GAUGE PANELS WITH AUTO METER SPORT-COMP GAUGES AND PRO-COMP MEMORY TACHOMETER

Gauge panels include the addition of a 5" diameter Pro-Comp Memory Tachometer. Fully assembled and ready to install, panels are complete with warning lights and necessary senders.

| Part No. | Description                                                                                           |
|----------|-------------------------------------------------------------------------------------------------------|
| 61-0371  | 2-1 Gauge Panel, Oil Press., Water Temp. & Tachometer, 11-7/8" W. x 4-1/2" H.                         |
| 61-0401  | 3-1 Gauge Panel, Oil Press., Water Temp., Oil Temp. & Tachometer, 15-1/8" W. x 4-1/2" H.              |
| 61-0411  | 3-1 Gauge Panel, Oil Press., Water Temp., Fuel Press. & Tachometer, 15-1/8" W. x 4-1/2" H.            |
| 61-0501  | 4-1 Gauge Panel, Oil Press., Water Temp., Oil Temp., Fuel Press. & Tachometer, 18-3/8" W. x 4-1/2" H. |

## SPORT-COMP REPLACEMENT GAUGES

| Part No. | Description                     |
|----------|---------------------------------|
| 611-3411 | Fuel Pressure, 0-15 PSI         |
| 611-3421 | Oil Pressure, 0-100 PSI         |
| 611-3431 | Water Temperature, 140°-280° F. |
| 611-3441 | Oil Temperature, 140°-280° F.   |



611-3411



611-3421



611-3431



611-3441



# GAUGE PANELS



## GAUGE PANELS WITH AUTO METER ULTRA-LITE GAUGES

The Ultra-Lite line of gauges weigh less than half the weight of equivalent Sport-Comp gauges, while maintaining performance and reliability. Mechanical, 2-5/8" diameter gauges have a clear anodized aluminum bezel, bold numbers and fluorescent red pointers for quick, easy reading. Fully assembled and ready to install, panels are complete with warning lights and necessary senders.

| Part No. | Description                                                                             |
|----------|-----------------------------------------------------------------------------------------|
| 61-0171  | 2-Gauge Panel, Oil Press. & Water Temp., 7-1/4" W. x 4-1/2" H.                          |
| 61-0271  | 3-Gauge Panel, Oil Press., Water Temp. & Oil Temp., 10-1/2" W. x 4-1/2" H.              |
| 61-0281  | 3-Gauge Panel, Oil Press., Water Temp. & Fuel Press., 10-1/2" W. x 4-1/2" H.            |
| 61-0321  | 4-Gauge Panel, Oil Press., Water Temp., Oil Temp. & Fuel Press., 13-5/8" W. x 4-1/2" H. |



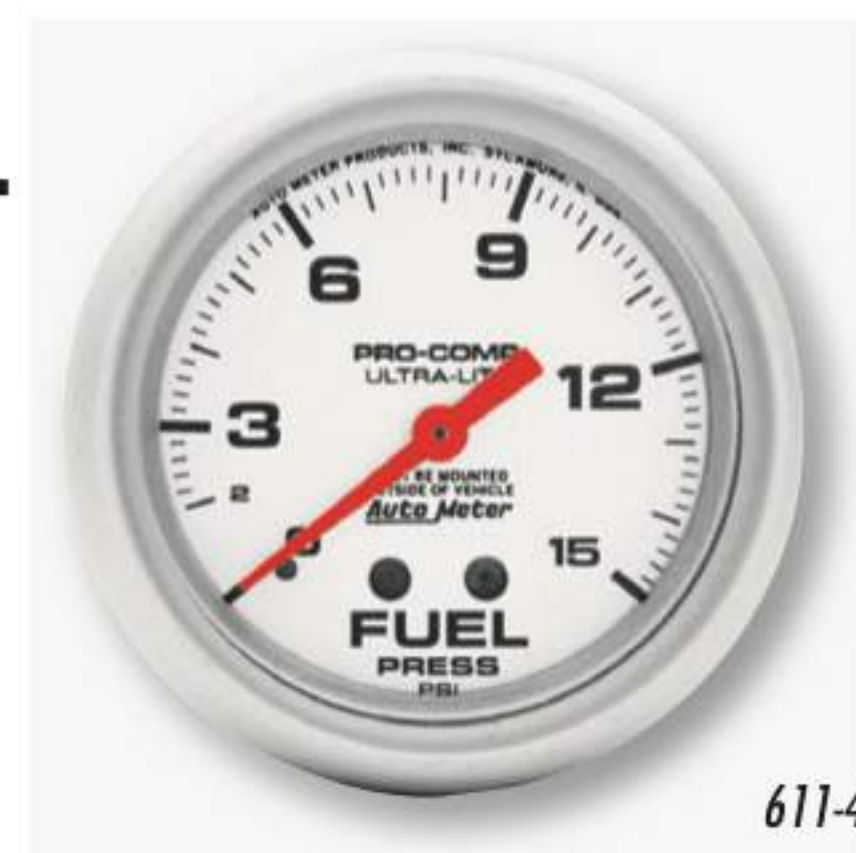
## GAUGE PANELS WITH AUTO METER ULTRA-LITE GAUGES AND PRO-COMP MEMORY TACHOMETER

Gauge panels include the addition of a 5" diameter Pro-Comp Memory Tachometer. Fully assembled and ready to install, panels are complete with warning lights and necessary senders.

| Part No. | Description                                                                                           |
|----------|-------------------------------------------------------------------------------------------------------|
| 61-0391  | 2-1 Gauge Panel, Oil Press., Water Temp. & Tachometer, 11-7/8" W. x 4-1/2" H.                         |
| 61-0471  | 3-1 Gauge Panel, Oil Press., Water Temp., Oil Temp. & Tachometer, 15-1/8" W. x 4-1/2" H.              |
| 61-0481  | 3-1 Gauge Panel, Oil Press., Water Temp., Fuel Press. & Tachometer, 15-1/8" W. x 4-1/2" H.            |
| 61-0571  | 4-1 Gauge Panel, Oil Press., Water Temp., Oil Temp., Fuel Press. & Tachometer, 18-3/8" W. x 4-1/2" H. |

## ULTRA-LITE REPLACEMENT GAUGES

| Part No. | Description                     |
|----------|---------------------------------|
| 611-4411 | Fuel Pressure, 0-15 PSI         |
| 611-4421 | Oil Pressure, 0-100 PSI         |
| 611-4431 | Water Temperature, 140°-280° F. |
| 611-4441 | Oil Temperature, 140°-280° F.   |



611-4411



611-4421



611-4431



611-4441

## GAUGE PANELS WITH AUTO METER PRO-COMP GAUGES

Pro-Comp gauges are top-of-the-line, liquid-filled to dampen vibration and increase gauge accuracy. Mechanical, 2-5/8" diameter gauges feature a black dial face with bright fluorescent red pointer allow quick, easy gauge reading. Fully assembled and ready to install, panels are complete with warning lights and necessary senders.

| Part No. | Description                                                                             |
|----------|-----------------------------------------------------------------------------------------|
| 61-0151  | 2-Gauge Panel, Oil Press. & Water Temp., 7-1/4" W. x 4-1/2" H.                          |
| 61-0251  | 3-Gauge Panel, Oil Press., Water Temp. & Oil Temp., 10-1/2" W. x 4-1/2" H.              |
| 61-0261  | 3-Gauge Panel, Oil Press., Water Temp. & Fuel Press., 10-1/2" W. x 4-1/2" H.            |
| 61-0311  | 4-Gauge Panel, Oil Press., Water Temp., Oil Temp. & Fuel Press., 13-5/8" W. x 4-1/2" H. |



## GAUGE PANELS WITH AUTO METER PRO-COMP GAUGES AND PRO-COMP MEMORY TACHOMETER

Gauge panels include the addition of a 5" diameter Pro-Comp Memory Tachometer. Fully assembled and ready to install, panels are complete with warning lights and necessary senders.



| Part No. | Description                                                                                           |
|----------|-------------------------------------------------------------------------------------------------------|
| 61-0381  | 2-1 Gauge Panel, Oil Press., Water Temp. & Tachometer, 11-7/8" W. x 4-1/2" H.                         |
| 61-0451  | 3-1 Gauge Panel, Oil Press., Water Temp., Oil Temp. & Tachometer, 15-1/8" W. x 4-1/2" H.              |
| 61-0461  | 3-1 Gauge Panel, Oil Press., Water Temp., Fuel Press. & Tachometer, 15-1/8" W. x 4-1/2" H.            |
| 61-0551  | 4-1 Gauge Panel, Oil Press., Water Temp., Oil Temp., Fuel Press. & Tachometer, 18-3/8" W. x 4-1/2" H. |

## PRO-COMP REPLACEMENT GAUGES

| Part No. | Description                     |
|----------|---------------------------------|
| 611-5411 | Fuel Pressure, 0-15 PSI         |
| 611-5421 | Oil Pressure, 0-100 PSI         |
| 611-5431 | Water Temperature, 140°-280° F. |
| 611-5441 | Oil Temperature, 140°-280° F.   |



# GAUGE PANELS



## GAUGE PANELS WITH AUTO METER ULTRA-NITE GAUGES

Ultra-Nite gauges feature blue bezels, glow-in-the-dark white dial faces and bright fluorescent red pointers. Mechanical, 2-5/8" diameter gauges require no electrical power. Fully assembled and ready to install, panels are complete with warning lights and necessary senders.

| Part No. | Description                                                                             |
|----------|-----------------------------------------------------------------------------------------|
| 61-0601  | 2-Gauge Panel, Oil Press. & Water Temp., 7-1/4" W. x 4-1/2" H.                          |
| 61-0611  | 3-Gauge Panel, Oil Press., Water Temp. & Oil Temp., 10-1/2" W. x 4-1/2" H.              |
| 61-0621  | 3-Gauge Panel, Oil Press., Water Temp. & Fuel Press., 10-1/2" W. x 4-1/2" H.            |
| 61-0631  | 4-Gauge Panel, Oil Press., Water Temp., Oil Temp. & Fuel Press., 13-5/8" W. x 4-1/2" H. |



## GAUGE PANELS WITH AUTO METER ULTRA-NITE GAUGES AND PRO-COMP MEMORY TACHOMETER

Gauge panels include the addition of a 5" diameter Pro-Comp Memory Tachometer. Fully assembled and ready to install, panels are complete with warning lights and necessary senders.

| Part No. | Description                                                                                          |
|----------|------------------------------------------------------------------------------------------------------|
| 61-0661  | 2-1 Gauge Panel, Oil Press., Water Temp. & Tachometer, 11-7/8" W. x 4-1/2" H.                        |
| 61-0651  | 3-1 Gauge Panel, Oil Press., Water Temp., Oil Temp. & Tachometer, 15-1/8" W. x 4-1/2" H.             |
| 61-0652  | 3-1 Gauge Panel, Oil Press., Water Temp., Fuel Press. & Tachometer, 15-1/8" W. x 4-1/2" H.           |
| 61-0641  | 4-1 Gauge Panel, Oil Press., Water Temp., Oil Temp., Fuel Press. & Tachometer, 18-3/8" W x 4-1/2" H. |

## ULTRA-NITE REPLACEMENT GAUGES

| Part No. | Description                     |
|----------|---------------------------------|
| 611-4511 | Fuel Pressure, 0-15 PSI         |
| 611-4521 | Oil Pressure, 0-100 PSI         |
| 611-4531 | Water Temperature, 140°-280° F. |
| 611-4541 | Oil Temperature, 140°-280° F.   |



611-4511



611-4521



611-4531



611-4541

## TIRE PRESSURE GAUGES

The QuickCar 2-1/2" diameter tire pressure gauge is regarded as the most reliable in the industry. Offered with a choice of Dry, Glow or Liquid-Filled face. High quality gauges feature pressure relief valves, rubber shock rings, 14" long hoses with 45° air chucks and strain reliefs on each end.

### DRY GAUGES

| Part No. | Description |
|----------|-------------|
| 56-020   | 0-20 PSI    |
| 56-040   | 0-40 PSI    |
| 56-060   | 0-60 PSI    |



### GLOW GAUGES

| Part No. | Description |
|----------|-------------|
| 56-022   | 0-20 PSI    |
| 56-042   | 0-40 PSI    |
| 56-062   | 0-60 PSI    |



### LIQUID-FILLED GAUGES

| Part No. | Description |
|----------|-------------|
| 56-021   | 0-20 PSI    |
| 56-041   | 0-40 PSI    |
| 56-061   | 0-60 PSI    |



### ECONOMY DIGITAL TIRE PRESSURE GAUGE 56-070

Economically-priced digital tire pressure gauge, which measures 0-100 PSI in 1/2 lb. increments and uses an auto-off feature for extended battery life, is more shock resistant than analog style gauges. Gauge includes a 14" long hose with 45° air chuck and bleeder for quick pressure adjustments.



### DIGITAL TIRE PRESSURE GAUGE 56-085

The most accurate tire pressure gauge currently offered by QuickCar is calibrated to .5% accuracy. Gauge, which reads in PSI, Bar, KG or KPA, incorporates an easy-to-read backlit screen, auto shut-off for extended battery life, and a premium, 14" long hose with angled air chuck. 0-60 lb. gauge.



# TIRE GAUGES



## TIRE INFLATORS

Check tire pressures while inflating or deflating tires. Precision tire inflators include air release buttons, stainless steel braided air hoses, chrome plated angle chucks and choice of Dry, Glow or Liquid-Filled gauge heads in 0-20 PSI, 0-40 PSI and 0-60 PSI versions. Digital Tire Inflators are also available, which incorporate easy-to-read backlit screens, auto shut-off feature for extended battery life, and accuracy calibrated to .5%.

### DRY HEADS

| Part No. | Description |
|----------|-------------|
| 56-220   | 0-20 PSI    |
| 56-240   | 0-40 PSI    |
| 56-260   | 0-60 PSI    |



### GLOW HEADS

| Part No. | Description |
|----------|-------------|
| 56-222   | 0-20 PSI    |
| 56-242   | 0-40 PSI    |
| 56-262   | 0-60 PSI    |



### LIQUID FILLED HEADS

| Part No. | Description |
|----------|-------------|
| 56-221   | 0-20 PSI    |
| 56-241   | 0-40 PSI    |
| 56-261   | 0-60 PSI    |



### DIGITAL HEADS

| Part No. | Description |
|----------|-------------|
| 56-270   | 0-100 PSI   |
| 56-285   | 0-60 PSI    |



### ANGLE STYLE AIR CHUCK 56-9001

Angle style, 90° air chuck fits into hard-to-reach areas, easing tire pressure adjustments. Air chuck has 1/4" NPT threads.



### BALL STYLE AIR CHUCK 56-9002

Compact, 90° air chuck fits into the tightest, hard-to-reach areas, easing tire pressure adjustments. Air chuck has 1/4" NPT threads.

### TIRE PRESSURE GAUGE HOLSTER 56-010

Holster with belt loop keeps your tire gauge conveniently close and safe. May also be mounted in trailer or on tool boxes.



### TIRE PRESSURE GAUGE REPLACEMENT PARTS

Replacement gauge heads, flex hoses and rubber shock rings are offered for QuickCar's premium tire pressure gauges.

| Part No. | Description                         |
|----------|-------------------------------------|
| 56-001   | 1/4" Flex Hose With Pressure Relief |
| 56-002   | Gauge Head, Dry 0-20 PSI            |
| 56-004   | Gauge Head, Dry 0-40 PSI            |
| 56-006   | Gauge Head, Dry 0-60 PSI            |
| 56-0022  | Gauge Head, Glow 0-20 PSI           |
| 56-0042  | Gauge Head, Glow 0-40 PSI           |
| 56-0062  | Gauge Head, Glow 0-60 PSI           |
| 56-0021  | Gauge Head, Liquid-Filled 0-20 PSI  |
| 56-0041  | Gauge Head, Liquid-Filled 0-40 PSI  |
| 56-0061  | Gauge Head, Liquid-Filled 0-60 PSI  |
| 56-003   | Rubber Shock Ring                   |

## ALUMINUM SUSPENSION TUBES

Manufactured in the USA from rigid, 6061 aluminum, QuickCar Suspension Tubes are up to 35% stronger than traditional hex or round units. Suspension tubes include precision machined ends, corrosion resistant black anodized finish and identification on the left hand threaded end. Unique design allows adjustment by hand or with a wrench. Choose from 21/32" O.D. with 5/16-24, threads, 8mm-1.25 or 3/8"-24 threads, 1-1/8" O.D. with 5/8"-18 threads, or 1-1/4" O.D. with 3/4"-16 threads. Metric threaded tubes include special identification.

| Length | 21/32" O.D.     | 21/32" O.D.     | 21/32" O.D.    | 1-1/8" O.D.    | 1-1/4" O.D.    |
|--------|-----------------|-----------------|----------------|----------------|----------------|
|        | 5/16"-24 Thread | 8mm-1.25 Thread | 3/8"-24 Thread | 5/8"-18 Thread | 3/4"-16 Thread |
| 6"     | 31-060          | —               | —              | —              | —              |
| 6.5"   | 31-065          | —               | —              | —              | —              |
| 7"     | 31-070          | —               | —              | 62-070         | 75-070         |
| 7.5"   | 31-075          | —               | —              | 62-075         | 75-075         |
| 8"     | 31-080          | 08-080          | 38-080         | 62-080         | 75-080         |
| 8.5"   | 31-085          | 08-085          | 38-085         | 62-085         | 75-085         |
| 9"     | 31-090          | 08-090          | 38-090         | 62-090         | 75-090         |
| 9.5"   | 31-095          | 08-095          | 38-095         | 62-095         | 75-095         |
| 10"    | 31-100          | 08-100          | 38-100         | 62-100         | 75-100         |
| 10.5"  | 31-105          | 08-105          | 38-105         | 62-105         | 75-105         |
| 11"    | 31-110          | 08-110          | 38-110         | 62-110         | 75-110         |
| 11.5"  | 31-115          | 08-115          | 38-115         | 62-115         | 75-115         |
| 12"    | 31-120          | 08-120          | 38-120         | 62-120         | 75-120         |
| 12.5"  | 31-125          | 08-125          | 38-125         | 62-125         | 75-125         |
| 13"    | 31-130          | 08-130          | 38-130         | 62-130         | 75-130         |
| 13.5"  | 31-135          | 08-135          | 38-135         | 62-135         | 75-135         |
| 14"    | 31-140          | 08-140          | 38-140         | 62-140         | 75-140         |
| 14.5"  | 31-145          | 08-145          | 38-145         | 62-145         | 75-145         |
| 15"    | 31-150          | 08-150          | 38-150         | 62-150         | 75-150         |
| 15.5"  | 31-155          | 08-155          | 38-155         | 62-155         | 75-155         |
| 16"    | 31-160          | 08-160          | 38-160         | 62-160         | 75-160         |
| 16.5"  | 31-165          | 08-165          | 38-165         | 62-165         | 75-165         |
| 17"    | 31-170          | 08-170          | 38-170         | 62-170         | 75-170         |
| 17.5"  | 31-175          | 08-175          | 38-175         | 62-175         | 75-175         |
| 18"    | 31-180          | 08-180          | 38-180         | 62-180         | 75-180         |
| 18.5"  | 31-185          | 08-185          | 38-185         | 62-185         | 75-185         |
| 19"    | 31-190          | 08-190          | 38-190         | 62-190         | 75-190         |
| 19.5"  | 31-195          | 08-195          | 38-195         | 62-195         | 75-195         |
| 20"    | 31-200          | 08-200          | 38-200         | 62-200         | 75-200         |
| 20.5"  | 31-205          | —               | —              | 62-205         | 75-205         |
| 21"    | 31-210          | —               | 38-210         | 62-210         | 75-210         |
| 22"    | 31-220          | —               | 38-220         | 62-220         | 75-220         |
| 22.5"  | 31-225          | —               | —              | 62-225         | 75-225         |
| 23"    | 31-230          | —               | 38-230         | 62-230         | 75-230         |

| Length | 21/32" O.D.     | 21/32" O.D.     | 21/32" O.D.    | 1-1/8" O.D.    | 1-1/4" O.D.    |
|--------|-----------------|-----------------|----------------|----------------|----------------|
|        | 5/16"-24 Thread | 8mm-1.25 Thread | 3/8"-24 Thread | 5/8"-18 Thread | 3/4"-16 Thread |
| 23.5"  | 31-235          | —               | —              | 62-235         | 75-235         |
| 24"    | 31-240          | —               | 38-240         | 62-240         | 75-240         |
| 24.5"  | 31-245          | —               | —              | 62-245         | —              |
| 25"    | 31-250          | —               | 38-250         | 62-250         | 75-250         |
| 25.5"  | 31-255          | —               | —              | —              | —              |
| 26"    | 31-260          | —               | 38-260         | —              | 75-260         |
| 27"    | —               | —               | 38-270         | 62-270         | 75-270         |
| 28"    | —               | —               | 38-280         | 62-280         | 75-280         |
| 29"    | —               | —               | —              | —              | 75-290         |
| 30"    | —               | —               | —              | —              | 75-300         |
| 31"    | —               | —               | —              | 62-310         | 75-310         |
| 32"    | —               | —               | —              | —              | 75-320         |
| 33"    | —               | —               | —              | —              | 75-330         |
| 34"    | —               | —               | —              | —              | 75-340         |
| 35"    | —               | —               | —              | —              | 75-350         |
| 36"    | —               | —               | —              | —              | 75-360         |
| 37"    | —               | —               | —              | —              | 75-370         |
| 38"    | —               | —               | —              | —              | 75-380         |
| 39"    | —               | —               | —              | 62-390         | 75-390         |
| 40"    | —               | —               | —              | 62-400         | 75-400         |
| 41"    | —               | —               | —              | —              | 75-410         |
| 42"    | —               | —               | —              | —              | 75-420         |
| 43"    | —               | —               | —              | —              | 75-430         |
| 44"    | —               | —               | —              | —              | 75-440         |
| 45.7"  | —               | —               | —              | 62-457         | —              |
| 46.5"  | —               | —               | —              | 62-465         | —              |
| 47.7"  | —               | —               | —              | 62-477         | —              |
| 48"    | —               | —               | —              | 62-480         | —              |
| 48.7"  | —               | —               | —              | 62-487         | —              |
| 49"    | —               | —               | —              | 62-490         | —              |
| 50"    | —               | —               | —              | 62-500         | —              |
| 51"    | —               | —               | —              | 62-510         | —              |
| 72"    | —               | —               | —              | 62-600         | 75-600         |

## DOUBLE ENDED SUSPENSION TUBE WRENCH

**66-6275**

Heavy duty steel, double ended wrench allows performing quick adjustments to QuickCar 5/8" or 3/4" threaded suspension tubing.



## SUSPENSION TUBE RULER 66-100

Measure nearly any suspension component fitted with rod ends, including suspension tubes, tie rods, etc., quickly and precisely. Black powder coated ruler includes a locking thumb screw and provides precise measurements up to 36". Sold complete with aluminum adapters to measure components with 1/2", 5/8" or 3/4" rod ends. Optional adapters allow measuring parts with 1/4", 5/16" or 3/8" rod ends.




| Part No. | Description                                                                                         |
|----------|-----------------------------------------------------------------------------------------------------|
| 66-105   | Ruler Adapters, Allows Measuring Components With 1/4", 5/16" Or 3/8" Rod Ends                       |
| 66-106   | Ruler Adapters, Allows Measuring Components With 1/2", 5/8" Or 3/4" Rod Ends (Included With 66-100) |

## TORQUE ABSORBERS

Track-proven to increase forward bite out of the turns with sustained traction down the straight away, QuickCar's torque absorbers are IMCA-legal, and are lighter than spring style units. CNC-machined units feature internal brass bushing and grease fittings to eliminate any possibility of bind, while the specially-threaded cap allows easy biscuit changes. Offered in three versions: Standard, uses two interior biscuits and is 12-1/2" long; Intermediate, uses three interior biscuits and is 14" long; and Long, uses four interior biscuits and is 16" long. Softer or harder durometer biscuits may be purchased separately for tuning purposes.

| Part No. | Description                            |
|----------|----------------------------------------|
| 66-500   | Standard Torque Absorber, 12-1/2" Long |
| 66-400   | Intermediate Torque Absorber, 14" Long |
| 66-499   | Long Torque Absorber, 16" Long         |



## TORQUE ABSORBER BISCUIT TUNING KIT 66-508

Designed to aid the tuning of QuickCar torque absorbers, kit includes (2) each of different durometer biscuits; blue (extra soft), green (extra soft/soft), yellow (soft), red (medium) and black (hard). Biscuits may also be purchased separately.

| Part No. | Description                         |
|----------|-------------------------------------|
| 66-501   | Extra Soft Blue Biscuit, Each       |
| 66-509   | Extra Soft/Soft Green Biscuit, Each |
| 66-502   | Soft Yellow Biscuit, Each           |
| 66-503   | Medium/Soft Orange Biscuit, Each    |
| 66-504   | Medium Red Biscuit, Each            |
| 66-506   | Hard Black Biscuit, Each            |



## TORQUE ABSORBER COVERS

Durable nylon covers keep dirt and debris out of QuickCar torque absorbers, while also preventing prying eyes from viewing biscuit colors and combinations. Covers may be easily installed or removed, and are secured with Velcro.



| Part No. | Description                                             |
|----------|---------------------------------------------------------|
| 66-520   | Cover For 66-500, Standard 12-1/2" Long Torque Absorber |
| 66-530   | Cover For 66-499, Long 14" Long Torque Absorber         |

## TRAVEL INDICATOR 66-512



Specialized tool fits QuickCar and other small O.D. torque absorbers, and is used to determine travel of the unit during acceleration and braking. Installs easily. Sold complete with indicator rod, two indicator mounting brackets and required hardware.

## OUTLAW TORQUE ABSORBER BISCUITS

Choose from four different rates. Biscuits are 3" diameter.

| Part No. | Description                    |
|----------|--------------------------------|
| 66-551   | Extra Soft Blue Biscuit (Each) |
| 66-552   | Soft Yellow Biscuit (Each)     |
| 66-554   | Medium Red Biscuit (Each)      |
| 66-556   | Hard Black Biscuit (Each)      |



## STEERING WHEELS

Quality dished aluminum or steel spoked steering wheels are offered with a choice of smooth red, blue or black grips. Choose from 15" or 17" diameter.

| Part No.        | Description |
|-----------------|-------------|
| <b>15"</b>      |             |
| <b>Steel</b>    |             |
| 68-003          | Black       |
| 68-0031         | Red         |
| 68-0032         | Blue        |
| <b>Aluminum</b> |             |
| 68-001          | Black       |
| 68-0011         | Red         |
| 68-0012         | Blue        |

**STEEL**



| Part No.        | Description |
|-----------------|-------------|
| <b>17"</b>      |             |
| <b>Steel</b>    |             |
| 68-004          | Black       |
| 68-0041         | Red         |
| 68-0042         | Blue        |
| <b>Aluminum</b> |             |
| 68-002          | Black       |
| 68-0021         | Red         |
| 68-0022         | Blue        |

**ALUMINUM**



## LIGHTWEIGHT STEERING WHEELS **NEW**

Lightweight, 15" diameter aluminum steering wheels are drilled and shot peened to reduce weight and increase grip. Steering wheels weigh less than 1 lb. and include a 1-1/2" dish. Choose from natural or black powder coated.

| Part No. | Description                   |
|----------|-------------------------------|
| 68-005   | Natural Finish Steering Wheel |
| 68-006   | Black Finish Steering Wheel   |





# STEERING WHEEL ACCESSORIES



## MOLDED STEERING WHEEL PAD 58-244

Molded black pad fits flat or dished three-spoke steering wheels. Secures with velcro.



## STEERING WHEEL PAD 58-245

Black vinyl-covered foam pad attaches to most three-spoke racing steering wheels and offers added protection to the driver in the event of a crash. Pad is 5-3/4" diameter x 2" thick and attaches directly with three hook/loop straps.



## NASCAR STEERING WHEEL KILL SWITCH 50-190

NASCAR-legal switch is designed for steering wheel mounting, providing driver the ability to quickly disable electrical system in the event of a crash.



## STEERING WHEEL DISCONNECTS

Lightweight, anodized aluminum disconnects allow quickly removing or replacing the steering wheel, often required to allow driver entry or exit. Designed for use with popular 3-bolt steering wheels and 3/4" diameter steering shafts, disconnects are sold complete with steel, weld-on hub adapter.



## HEX HUB 360° ALUMINUM DISCONNECT 68-012

Comes complete with hardware and fasteners.



## HEX HUB BUTTON STYLE ALUMINUM DISCONNECT 68-010

Hex hub button style aluminum disconnect.



## FINE SPLINE HUB 360° ALUMINUM DISCONNECT 68-015

Comes complete with hardware and fasteners.

## WELD-ON HUB STEEL ADAPTERS

Also available separately, adapters are specifically made for QuickCar disconnects. Welds to 3/4" O.D. steering shaft.

| Part No. | Description                              |
|----------|------------------------------------------|
| 68-0109  | Fits Hex Hub Button Style (68-010)       |
| 68-0129  | Fits Hex Hub 360° Style (68-012)         |
| 68-0159  | Fits Fine Spline Hub 360° Style (68-015) |



68-0109



68-0129



68-0159

Tire prep and selection are key to winning races and QuickCar offers a variety of tools to closely monitor them.

## CHROME VALVE STEMS


Premium, chrome valve stems are sold each, or four to a card.

| Part No. | Description                        |
|----------|------------------------------------|
| 56-115   | Chrome Valve Stem, Each            |
| 56-116   | Chrome Valve Stems, Four To A Card |



## VALVE CORE REMOVER 56-119

Compact, pocket-sized tool allows quick valve core replacement and valve stem repair.



## TIRE MARKER KIT 64-401

Perfect for marking sizes, circumferences and locations, kit includes a silver tire pen and white tire marker.

| Part No. | Description       |
|----------|-------------------|
| 64-400   | White Tire Marker |
| 64-403   | Silver Tire Pen   |



## ALUMINUM VALVE CORE TOOL 56-100

Compact, pocket-sized tool allows quickly removing or replacing valve cores. Tool is manufactured from durable, billet aluminum and red anodized finished for corrosion resistance.



## ALUMINUM TOE PLATES 64-704

Simple, yet accurate. Simply lean against each front tire and measure the distance between the two. Includes (2) 12' tire tapes.

| Part No. | Description           |
|----------|-----------------------|
| 64-703   | Replacement Tire Tape |



## ALUMINUM TIRE CALIPER 64-706

Lightweight aluminum tire caliper measures circumference quickly and accurately, from 65" to 115".



# TIRE MANAGEMENT



## TIRE MANAGEMENT KIT 56-105

All-in-one kit includes deluxe tire durometer (56-155), tire tread depth gauge (56-104) and tire tape (56-110), all in a foam-lined plastic storage case.



## TIRE TREAD DEPTH GAUGE 56-104

Monitor tire wear and ensure that your complete tire patch has maximum track contact. Durable, aluminum housed gauge includes professional scale graphics and allows measuring tread depth in 1/32" increments. Sold complete with carrying pouch.



## DIGITAL TIRE TREAD DEPTH GAUGE 56-102

Determine tread depth quickly and effectively. Precision gauge includes a digital display in decimals or fractions, while the billet aluminum, non-rocking base helps ensure accurate measurements.



## DELUXE TIRE DUROMETER 56-155

Determine tire hardness effectively and accurately. Gauge has a range of 0-100 durometer and is sold with carrying pouch.



## TIRE TAPE

Hawk tip tire tape grabs onto the edge of virtually any surface, allowing easy measurements by just one person. Tape has a magnetic back and measures up to 10'.

| Part No. | Description                |
|----------|----------------------------|
| 56-110   | Hawk Tip Tire Tape         |
| 56-111   | Hawk Tip Tire Tape, Carded |



## DELUXE QUICKANGLE TRAY

A replacement for the Smart Tray, the Deluxe QuickAngle Tray has added features including the ability to add a caster/camber gauge adapter, or use the included legs that attach directly to trailing arms, tie rods or chassis tubing, while the two-step base plate accepts the Smart Tool or other similar digital angle finders. Deluxe QuickAngle Tray offers digital, hands-free accuracy and is a great aid when determining angles, or while bending chassis tubing. Four versions are available to fit 1", 1.25", 1.50" or 1.75" dia. tubing. Legs may be changed to adapt tray to use with different size tubing.



### Replacement Legs

| Part No. | Description            | Part No. | Description     |
|----------|------------------------|----------|-----------------|
| 56-167   | Fits 1.25" O.D. Tubing | 56-9141  | 1.25" Leg, Each |
| 56-168   | Fits 1.50" O.D. Tubing | 56-9143  | 1.00" Leg, Each |
| 56-169   | Fits 1.75" O.D. Tubing | 56-9144  | 1.50" Leg, Each |
| 56-170   | Fits 1.00" O.D. Tubing | 56-9145  | 1.75" Leg, Each |

## QUICKANGLE KIT

Kit includes both the Smart Tool and the Deluxe QuickAngle Tray in a handy foam-lined carrying case. Provides digital, hands free accuracy when determining the angles of chassis tubing, driveshafts, etc. Available with trays to fit either 1.25" or 1.00" chassis tubing.

| Part No. | Description            |
|----------|------------------------|
| 56-161   | Fits 1.25" O.D. Tubing |
| 56-162   | Fits 1.00" O.D. Tubing |



## SMART TOOL DIGITAL LEVEL 56-163

Ensure that chassis tubing, driveshaft angles and suspension components are level and plumb. Particularly useful during chassis fabrication. Tool emits an audible beep at level and plumb, and shuts off automatically.



## CASTER/CAMBER GAUGE

Precision calibrated, Caster/Camber gauge is made from fully CNC-machined billet aluminum. Assembled on a 360° level bench, gauge measures up to 6° of camber and up to 8° of caster.

### Caster/Camber Gauge Kits

| Part No. | Description                                 |
|----------|---------------------------------------------|
| 56-830   | Caster/Camber Gauge with Magnetic Adapter   |
| 56-831   | Caster/Camber Gauge, No Adapter             |
| 56-833   | Caster/Camber Gauge with Wide 5 Adapter     |
| 56-834   | Caster/Camber Gauge with Kart Adapter       |
| 56-835   | Caster/Camber Gauge with GM Adapter         |
| 56-836   | Caster/Camber Gauge with Small Ford Adapter |
| 56-837   | Magnetic Adapter Only                       |
| 56-838   | GM Adapter Only, 3/4"-20                    |
| 56-839   | Ford Adapter Only, 13/16"-20                |
| 56-842   | Legends Adapter Only, 19mm-1.5              |
| 56-843   | Small Ford Adapter Only, 3/4"-16            |
| 56-844   | Wide 5 Adapter Only, 1.813"-16              |
| 56-845   | Kart Adapter Only, 5/8"-18                  |



## A-ARM SHIM KIT 56-124

Kit includes one each of 1/16", 1/8", 1/4" and 1/2" aluminum upper A-arm shims with 6" centers and installation tabs. Shims are also available separately.

### Kit Includes

| Part No. | Description |
|----------|-------------|
| 56-120   | 1/16" Shim  |
| 56-121   | 1/8" Shim   |
| 56-122   | 1/4" Shim   |
| 56-123   | 1/2" Shim   |



## THROTTLE LINKAGE KIT 64-162

Kit includes 23" long threaded aluminum tube, rod ends, carburetor bushing and return springs.



## THROTTLE STOP BRACKETS

Offered for popular Holley carburetors, rigid fully CNC-machined black anodized aluminum bracket includes adjustable throttle stop.

| Part No. | Description     |
|----------|-----------------|
| 64-157   | For Holley 4BBL |
| 64-158   | For Holley 2BBL |



## THROTTLE RETURN SPRING KIT 65-096

Includes carb mount bracket, (4) return springs and required hardware.



## TALL ALUMINUM CARBURETOR NUT WITH O-RING SEAL

Carb nut includes 5/16" threads. Choose from red anodized or natural finish.

| Part No. | Description |
|----------|-------------|
| 64-148   | Red         |
| 64-149   | Aluminum    |



## ALUMINUM CARBURETOR HAT 64-146

Durable, machined aluminum carb hat protects engine from dirt and debris when air cleaner has been removed.



## THROTTLE RETURN SPRINGS 64-169

Includes (2) throttle return springs.



## TIMING SYSTEMS

Timing systems include clipboard, choice of two stop watches, (5) qualifying sheets and (5) lap chart sheets, and choice of acrylic or aluminum clipboard. QuickCar acrylic or aluminum clipboard timing systems are visually unique, comfortable to hold, and durable.

### DUAL ALUMINUM TIMING SYSTEMS

Systems include (2) Robic stop watches, aluminum clipboard, (5) qualifying sheets and (5) lap chart sheets. Choose from systems with Robic SC848 or SC505 stop watches.

| Part No. | Description                       |
|----------|-----------------------------------|
| 51-070   | With Two Robic SC505 Stop Watches |
| 51-071   | With Two Robic SC848 Stop Watches |



### DUAL TIMING SYSTEMS

Dual timing systems are complete with (2) Robic SC505 stop watches, acrylic clipboard, (5) qualifying sheets and (5) lap chart sheets. Choose from systems with red, black, yellow, or white clipboards.

| Part No. | Description |
|----------|-------------|
| 51-051   | Red         |
| 51-052   | Black       |
| 51-053   | Yellow      |
| 51-054   | White       |



### 20-LAP TIMING SYSTEM 51-064

Timing system with aluminum clipboard is designed for 20-lap events, complete with (2) QuickCar stop watches, aluminum clipboard, (5) qualifying sheets and (5) lap chart sheets.



### 20-LAP TIMING SYSTEM WITH ACRYLIC CLIPBOARD

Designed for monitoring 20-lap events, system includes (2) QuickCar stop watches, acrylic clipboard, (5) qualifying sheets and (5) lap chart sheets. Choose from systems with red, black, yellow or white clipboards.

| Part No. | Description |
|----------|-------------|
| 51-0512  | Red         |
| 51-0522  | Black       |
| 51-0532  | Yellow      |
| 51-0542  | White       |



# TIMING SYSTEMS



## LAP CHART PADS

Lap charts are used to record lap times for practice, heat races and feature events. Each pad includes 50 sheets.

| Part No. | Description          |
|----------|----------------------|
| 51-201   | Chassis Set-Up       |
| 51-210   | Before Race          |
| 51-215   | After Race           |
| 51-230   | 50-Lap               |
| 51-235   | 100-Lap              |
| 51-236   | Qualifying Organizer |
| 51-237   | Race Day Check List  |

51-201

51-210

51-215

## ROBIC SC505 STOP WATCHES

The SC505 series includes a 12-lap memory and auto lap counter. Choose from red, black, yellow or blue.

| Part No. | Description |
|----------|-------------|
| 51-037   | Red         |
| 51-038   | Black       |
| 51-039   | Yellow      |
| 51-040   | Blue        |



## STOP WATCH 51-004

Precision stop watch features a 20-lap memory that displays lap, splits, fastest, slowest and average lap. Instantly displays previous lap while timing existing lap.



51-230

51-235

51-236

51-237

## CLIPBOARDS

Our clipboards are so easy-to-hold, practical and attractive, that everyone at the track will want one. Choose from acrylic units in red, black, yellow or white, or a satin aluminum model.

| Part No. | Description    |
|----------|----------------|
| 51-041   | Red Acrylic    |
| 51-043   | Black Acrylic  |
| 51-044   | Yellow Acrylic |
| 51-046   | White Acrylic  |
| 51-048   | Aluminum       |



51-041



51-043



51-044




51-046



51-048

## SLEEVED RACE SPARK PLUG WIRE

Premium quality spark plug wire offers quick energy transfer, less than 40 ohms/ft. of resistance, high EMI (Electro Magnetic Interference) and RFI (Radio Frequency Interference) suppression. Flexible, high strength wire is constructed using a Kevlar core and nickel-copper alloy wound conductor that is covered with two full layers of silicone, resulting in a 11.5mm O.D., while the impregnated fiberglass insulation provides up to 1,400° F. of heat resistance. High temperature silicone boots resist temperatures up to 600° F., while the posi-snap terminals provide a secure connection. Cylinder numbers are labeled on both ends. Compatible with most ignition systems.



| Part No. | Description                                 |
|----------|---------------------------------------------|
| 40-100   | SB Chevy Wire Set, Red, 24" Coil Wire       |
| 40-300   | SB Chevy Wire Set, Black, 24" Coil Wire     |
| 40-150   | SB Chevy Wire Set, Red, Without Coil Wire   |
| 40-350   | SB Chevy Wire Set, Black, Without Coil Wire |
| 40-500   | GM LS1 Wire Set, Red                        |
| 40-700   | GM LS1 Wire Set, Black                      |
| 40-121   | Red Coil Wire, 12" HEI/HEI                  |
| 40-123   | Black Coil Wire, 12" HEI/HEI                |
| 40-125   | Red Coil Wire, 12" HEI/Socket               |
| 40-127   | Black Coil Wire, 12" HEI/Socket             |
| 40-181   | Red Coil Wire, 18" HEI/HEI                  |
| 40-183   | Black Coil Wire, 18" HEI/HEI                |
| 40-185   | Red Coil Wire, 18" HEI/Socket               |
| 40-187   | Black Coil Wire, 18" HEI/Socket             |
| 40-241   | Red Coil Wire, 24" HEI/HEI                  |
| 40-243   | Black Coil Wire, 24" HEI/HEI                |
| 40-245   | Red Coil Wire, 24" HEI/Socket               |
| 40-247   | Black Coil Wire, 24" HEI/Socket             |
| 40-361   | Red Coil Wire, 36" HEI/HEI                  |
| 40-363   | Black Coil Wire, 36" HEI/HEI                |
| 40-365   | Red Coil Wire, 36" HEI/Socket               |
| 40-367   | Black Coil Wire, 36" HEI/Socket             |
| 40-421   | Red Coil Wire, 42" HEI/HEI                  |
| 40-423   | Black Coil Wire, 42" HEI/HEI                |
| 40-425   | Red Coil Wire, 42" HEI/Socket               |
| 40-427   | Black Coil Wire, 42" HEI/Socket             |



# COOLING SYSTEM ACCESSORIES



## CURVED BLADE AUTOMATIC FAN KIT 60-041

Thermostat automatically activates or deactivates fan at a pre-set, adjustable temperature. Sold complete with efficient, 16" diameter curved blade electric fan, thermostat, relay, wiring harness and connectors. Fan is factory pre-set at +/- 200° F., but may be adjusted as desired. Requires a 17" x 2-3/4" mounting area. May be set-up as pusher or puller. Fan may also be purchased separately.

## 16" CURVED BLADE ELECTRIC FAN ONLY 60-034



## ELECTRIC FAN RELAY KIT 60-039

Kit includes 40 Amp relay, adjustable water temperature sender switch and wiring harness.



## ELECTRIC FAN ACCESSORIES

| Part No. | Description                                                       |
|----------|-------------------------------------------------------------------|
| 60-032   | Electric Fan Mounting Kit                                         |
| 60-040   | Adjustable Water Temperature Sender Switch, Pre-Set To +/-200° F. |



## NACA DUCTS

Designed specifically for ducting air into the car, providing air flow to cool the driver, brakes, rear end cooler, etc. Ducts may be mounted to virtually any flat surface and accept a 3" diameter hose.

| Part No. | Description  |
|----------|--------------|
| 60-000   | Single Clear |
| 60-003   | Single Black |
| 60-010   | Dual Clear   |
| 60-013   | Dual Black   |



## BUMPER DUCTS

Bumper ducts direct air flow to brakes, preventing overheating and prolonging brake life. Durable and easy to install.

| Part No. | Description    |
|----------|----------------|
| 60-008   | Single         |
| 60-009   | Dual           |
| 60-005   | Headlight Duct |



## NACA DUCT HOSE

Wire reinforced, 3" diameter duct hose will not collapse and is used to deliver continuous air flow to high temperature areas.

| Part No. | Description                                       |
|----------|---------------------------------------------------|
| 60-020   | Neoprene Hose For Standard Temperatures, 10' Long |
| 60-030   | Silicone Hose For Extreme Temperatures, 11' Long  |

## BRAKE BIAS GAUGE PANELS

Brake bias gauge panels are fitted with two 1-1/2" diameter, liquid-filled pressure gauges that read from 0-1,000 PSI, allowing driver to track pressure at both the front and rear calipers. Panels include bleeders to evacuate air from the system. Replacement gauge: 611-90



Replacement Gauge  
611-90

### VERTICAL MINI BRAKE BIAS GAUGE

**61-101**

Vertical design panel is 2-3/4" wide x 4-1/2" high.



### HORIZONTAL MINI BRAKE BIAS GAUGE

**61-103**

Horizontal design panel is 4-1/2" wide x 2-3/4" high.



### VERTICAL MINI BRAKE BIAS GAUGE

**61-105**

Vertical design panel is 2-3/4" wide x 4-1/2" high. Black.



### BRAKE CALIPER PRESSURE TEST KITS



Brake system troubleshooting tool allows checking brake pressure at the caliper, quickly and accurately. Each kit is packed in a neat, foam-lined case.

| Part No. | Description                         |
|----------|-------------------------------------|
| 64-510   | 1/8" NPT, Most Aftermarket Calipers |
| 64-511   | 10mm-1.50, GM Metric Calipers       |



### BRAKE BLEEDER BOTTLE 66-700

Eliminates messy brake bleeding. Bleeder bottle has a high grade surgical hose for a secure seal on bleeders and includes an extra nipple to put your hose on once bleeding is complete. Steel lanyard allows hanging bottle on chassis during bleeding process.



## OIL FILTER CUTTER

**64-730**

Quickly open oil filters to check for potential engine problems. Heavy duty, billet aluminum tool features a razor sharp, hardened cutter for an extended life.



## BRUNNHÖELZL ALUMINUM JACK

**64-086**

Deluxe, lightweight billet aluminum 3-pump jack is manufactured in the USA. Hand assembled and tested prior to shipment. Completely rebuildable.



## ALUMINUM 6-PUMP PIT JACK

**64-087**

Lightweight, high quality aluminum 6-pump jack features a 3,000 lb. capacity. Low profile jack rolls under the lowest slung race chassis, with a maximum lifting height of 17-1/2".



## DIRT WING

**64-088**

Provides a sturdy platform when using the 64-087 pit jack on soft or uneven surfaces.



## PIT SOCKETS

The same steel, 1/2" drive sockets used by many top racing teams.

| Part No. | Description                |
|----------|----------------------------|
| 64-076   | 1" Socket, 3-1/4" Long     |
| 64-077   | Pro 1" Socket, 3-1/4" Long |
| 64-078   | Pro 1" Socket, 2-1/4" Long |



## CLECO FASTENERS

Pin-style fasteners provide quick, easy installation of sheet metal during initial fitting. May be used with material up to 1/4" thick.

| Part No. | Description           |
|----------|-----------------------|
| 64-175   | 1/8" Clecos, 25 Pack  |
| 64-176   | 3/16" Clecos, 25 Pack |



## CLECO PLIERS

**64-180**

Specialized tool is used to install or remove Cleco fasteners.



## RATCHETING CRIMPER PLIERS

**50-395**

Crimps to a wide variety of electrical terminals including insulated, non-insulated, Weatherpack, small gauge or spark plug wire. Unique design allows quickly changing jaws without the need for tools. Rigid, heavy duty pliers also allow adjustment for crimping pressure.



## HEAVY DUTY AUTOMATIC WIRE STRIPPER PLIERS

**50-393**

Heavy duty, 6" pliers allow quickly stripping 8-18 gauge wires for termination. A bolt-on depth adjustment guide provides consistent, reliable strip length.



## WEATHERPACK TERMINAL TOOL

**50-399**

Tool is used to remove male and female pin terminals from Weatherpack connectors.



## VALVE CORE TOOL

**56-100**

Compact, pocket-sized tool allows quickly removing or replacing valve cores. Tool is manufactured from durable, billet aluminum and red anodized finished for corrosion resistance.



**IMPACT GRIMPER 64-020**

Tool is designed for crimping standard power rings onto battery cables for a permanent termination.



**CAMLOC TOOL 64-262**

Engineered specifically for use in the installation of Camloc fasteners.



**TIRE TAPE**

Hawk tip design securely grabs onto virtually any surface and won't pull loose. Includes a magnetic back and measures up to 10'.

| Part No. | Description       |
|----------|-------------------|
| 56-110   | Tire Tape         |
| 56-111   | Tire Tape, Carded |



56-110

**RIDE HEIGHT GAUGE CHECKER 56-108**

Back by popular demand. Pocket-sized ride height gauge is simply placed under the frame and once the button is depressed, an etched stem pops out and reads the ride height. Measures ride heights from 3-1/2" to 6".



**SAFETY WIRE 64-015**

Includes 1 lb. of .032" diameter safety wire.



**SAFETY WIRE PLIERS 64-010**

Rugged pliers include an end bearing for smoother, faster twisting, particularly in tight areas where a second pull is needed.

**AN ALUMINUM ANGLE HEAD WRENCH SET 64-709**

Aluminum AN wrenches feature an angle head design for improved fitting access. Five-piece set includes -6AN, -8AN, -10AN, -12AN and -16AN.



**AN ALUMINUM WRENCH SET 64-708**

Five-piece aluminum wrench set includes -6AN, -8AN, -10AN, -12AN and -16AN.



## ROLL BAR PADDING

Closed cell foam progressively absorbs shock and increases density as it is compressed. Offset inside diameter allows installing thicker padding toward driver for added protection. Sold in 3' lengths.

| Part No. | Description        |
|----------|--------------------|
| 58-231   | Red                |
| 58-221   | Red, Case Of 12    |
| 58-232   | Blue               |
| 58-222   | Blue, Case Of 12   |
| 58-233   | Black              |
| 58-223   | Black, Case Of 12  |
| 58-234   | Yellow             |
| 58-224   | Yellow, Case Of 12 |
| 58-235   | Orange             |
| 58-225   | Orange, Case Of 12 |



## SFI-APPROVED ROLL BAR PADDING

Fire resistant roll bar padding meets SFI 45.1 specifications, won't melt in the event of a fire and offers 180° coverage to roll bar tubing. Sold in 3' lengths. Offered in black only.

| Part No. | Description                            |
|----------|----------------------------------------|
| 58-211   | 1-5/8" To 2" O.D. Roll Bar Padding     |
| 58-212   | 1-1/4" To 1-3/4" O.D. Roll Bar Padding |



## PREMIUM BLACK CABLE TIES 58-250

Black, 15" long cable ties are made from weather resistant nylon and include metal locking barbs in head to provide a reliable, locking force. Domed top ties include smooth edges and a high strength, low thread force. Sold in packs of 50.

## NYLON WIRE TIES

Secure roll bar padding, electrical wiring, gauge lines, etc. Heavy duty, 14" long wire ties are sold in bags of 100.

| Part No. | Description |
|----------|-------------|
| 58-236   | Orange      |
| 58-237   | Black       |
| 58-238   | Red         |
| 58-239   | Blue        |
| 58-240   | Yellow      |



## STERNUM STRAPS

Strap provides increased driver safety by holding the shoulder harness together in the event of an impact.

| Part No. | Description |
|----------|-------------|
| 58-021   | Red         |
| 58-022   | Blue        |
| 58-023   | Black       |

## ARM RESTRAINTS 58-020

Designed for use in open cockpit cars, restraints keep arms contained within the car. Offered in black only, restraints are sold per pair.



## HARNESS PADS

Pads attach to racing harness and increase driver comfort, particularly when belts are cinched down. Sold per pair.

| Part No. | Description |
|----------|-------------|
| 58-024   | Red         |
| 58-025   | Blue        |
| 58-026   | Black       |

## FIREPROOF SHIFTER BOOT 60-045

Shifter boot prevents heat or flames from entering the driver's compartment. Sold complete with mounting plate kit.



## TRIANGLE WINDOW NETS

Typically used in sprint or midget applications, but may also be used on late models or modifieds.


| Part No. | Description |
|----------|-------------|
| 58-047   | Red         |
| 58-048   | Blue        |
| 58-049   | Black       |



## WINDOW NETS


Standard, ribbon style window net is 24" x 18" in size.

| Part No. | Description |
|----------|-------------|
| 58-041   | Red         |
| 58-042   | Blue        |
| 58-043   | Black       |
| 58-034   | Yellow      |
| 58-035   | Orange      |
| 58-036   | Purple      |
| 58-037   | Pink        |



## MESH WINDOW NET 58-032

Mesh style window net increases driver vision, yet stops smaller debris when compared to traditional ribbon-style nets. Rectangular net is 18" x 24" and offered in black only. Meets SFI 27.1 specifications.



## ANGLE WINDOW NETS

Angle window nets, in standard or with extended lower mounting straps, are 17" wide at top, 22" wide at bottom x 17" high, and meet SFI 27.1 specifications. Black only.

| Part No. | Description                                 |
|----------|---------------------------------------------|
| 58-044   | Angle Window Net                            |
| 58-046   | Angle Window Net With Extended Lower Straps |

## WINDOW NET INSTALLATION KIT 58-030

Lever latch release style kit includes 1" x 3/16" thick x 26" long steel bar, which anchors the window net, and necessary brackets for mounting.



## SPRING-LOADED WINDOW NET INSTALLATION KIT 58-031

Spring-loaded rod eliminates conventional latch release, easing driver entry and exit. Pushing against the handle releases or engages the window net. Sold complete with 9/16" diameter x 26-1/2" long spring-loaded tube, 3/4" flat aluminum strap for bottom of net, and mounting brackets.



## CARBURETOR BOX 64-140

Protect expensive carburetors from dirt and debris. Ideal for storage or transport, container accepts popular Holley 4150/4160 4BBL carburetors and includes a locking lid.




## PLASTIC CARBURETOR TRAY 64-150

Tray sets directly atop carburetor, protecting engine when air cleaner has been removed, while providing a convenient spot for tools or components when servicing engine.



## GEAR BOX 64-230

Durable plastic box stores and protects matched quick change gear sets.



## PLASTIC CARBURETOR HAT 64-145

Cover protects engine when air cleaner has been removed. Hat includes provision to hold eight spark plugs.



## PLASTIC CAPS AND PLUGS 64-225

Commonly used to keep debris out of spare or stored fuel pumps, regulators, dry sump pumps, etc. Includes (5) of each size, -3AN thru -16AN.



## RADIO BOXES

Aluminum radio box has a padded insert to absorb vibration. Accepts most racing radios and clamps directly to roll bar tubing.

| Part No. | Description      |
|----------|------------------|
| 66-923   | 1.75" Tube Mount |
| 66-931   | 1.50" Tube Mount |



## HELMET HOOK

Lightweight anodized aluminum hook, which clamps directly to roll bar, provides an anchor for helmet strap.

| Part No. | Description       |
|----------|-------------------|
| 66-920   | 1-3/4" Tube Mount |
| 66-936   | 1-1/2" Tube Mount |



## DRINK HOLDER WITH BOTTLE

Lightweight, anodized aluminum holder clamps directly to roll bar near driver, providing a convenient spot for a cool drink.

| Part No. | Description              |
|----------|--------------------------|
| 66-922   | 1-3/4" Tube Mount        |
| 66-933   | 1-1/2" Tube Mount        |
| 66-934   | Replacement Drink Bottle |



## ALUMINUM COIL CLAMPS

Anodized aluminum bracket allows mounting of ignition coil directly to firewall or chassis tubing.

| Part No. | Description       |
|----------|-------------------|
| 66-925   | Firewall Mount    |
| 66-927   | 1-3/4" Tube Mount |
| 66-929   | 1-1/2" Tube Mount |



## ROLL BAR CLAMP REDUCER 66-908

Lightweight aluminum reducer is used to adapt existing radio boxes, drink bottle holders, etc. from 1-3/4" to 1-1/2" diameter tubing.



## VENT CLAMPS

Clamp-on breather, ideal for use with transmissions, rear ends, etc. clamps directly to chassis tubing.

| Part No. | Description         |
|----------|---------------------|
| 66-937   | 1-3/4"              |
| 66-938   | 1-1/2"              |
| 66-9381  | Replacement Element |



## CONVEX MIRRORS

Special convex mirrors provide a wide rear view of the competition. Choose from 14" or 17" wide mirrors. 14" wide model may be purchased as a kit, complete with mounting bracket that clamps directly to 1-3/4" diameter roll cage tubing. Available 17" mirror may be mounted using the 66-756 bracket, purchased separately.

| Part No. | Description                                |
|----------|--------------------------------------------|
| 66-752   | 14" Wide Mirror Kit With Mounting Brackets |
| 66-754   | 14" Wide Mirror Only                       |
| 66-756   | Mounting Bracket Only, 1-3/4" Dia., Pair   |
| 66-757   | 17" Wide Mirror Only                       |



## LINE CLAMPS

The professional method when securing fuel lines, electrical wiring, etc. to chassis. Rubber coated clamps are sold ten to a card.

| Part No. | Description |
|----------|-------------|
| 66-850   | 1/4" Clamp  |
| 66-852   | 3/8" Clamp  |
| 66-854   | 1/2" Clamp  |
| 66-856   | 5/8" Clamp  |
| 66-858   | 3/4" Clamp  |
| 66-860   | 1" Clamp    |



## FENDER SUPPORTS WITH MOUNTING BRACKET 66-950



Fender supports are flexible and resilient. Supports, which are 32" long, spring straight when fender is pulled back out. Sold in pairs, complete with mounting brackets.

## CAMLOCKS

Ideally used when panels need to be removed frequently. A one time installation that involves no loose parts.

| Part No. | Description         |
|----------|---------------------|
| 64-260   | Large Camlocs, Pair |
| 64-261   | Small Camlocs, Pair |
| 64-262   | Camloc Tool         |



## TIE DOWNS

Designed for securing vehicles or pit equipment, tie downs are 8' long, include 5,000 lb. capacities and feature large, heavy duty handles for easy operation.

| Part No. | Description                      |
|----------|----------------------------------|
| 64-253   | Ratchet Tie Down                 |
| 64-255   | Ratchet Tie Down With Axle Strap |
| 64-257   | Two Foot Axle Strap              |





## DECALS

Racing decal is 3" x 11" contingency size.



### V-NECK T-SHIRT

V-neck design T-shirt includes small QuickCar logo on the left front chest. Made from pre-shrunk, 90% cotton/10% polyester blend.

| Part No. | Description |
|----------|-------------|
| APP-FMM  | Medium      |
| APP-FML  | Large       |

### T-SHIRT GREY

Emblazoned with a large QuickCar logo on the back and a small logo on the chest, T-shirt is a 90% cotton/10% polyester blend and pre-shrunk.

| Part No. | Description |
|----------|-------------|
| APP-S    | Small       |
| APP-M    | Medium      |
| APP-L    | Large       |
| APP-XL   | X-Large     |
| APP-XXL  | XX-Large    |



### T-SHIRT **NEW** DARK GREY

Emblazoned with a large QuickCar logo on the back and a small favacon logo on the chest, T-shirt is a 52% cotton/48% polyester blend and pre-shrunk.

| Part No. | Description |
|----------|-------------|
| APP-BM   | Medium      |
| APP-BL   | Large       |
| APP-BXL  | X-Large     |
| APP-BXXL | XX-Large    |



## WIRING HARNESS MEASURING GUIDE

DOES THE CAR HAVE A FORD OR CHEVY ENGINE? \_\_\_\_\_

IS IT A SINGLE IGNITION, DUAL IGNITION OR HEI? \_\_\_\_\_

IS THE TACHOMETER AN ANALOG OR DIGITAL? \_\_\_\_\_

IS IT A DIRT OR ASPHALT CAR? \_\_\_\_\_

IS A CRANK TRIGGER OR DUAL PICKUP DISTRIBUTOR BEING USED? \_\_\_\_\_

IS AN ELECTRIC 3-WHEEL BRAKE SWITCH BEING USED? \_\_\_\_\_

PLEASE MEASURE THE FOLLOWING; MEASURE HOW THE WIRES WILL BE ROUTED.

IF POSSIBLE, SKETCH A ROUGH DRAWING OF WHERE THE PARTS ARE MOUNTED IN THE CAR USING THE BELOW ILLUSTRATION.

### IGNITION BOX TO:

COIL: \_\_\_\_\_

DISTRIBUTOR: \_\_\_\_\_

SWITCH PANEL: \_\_\_\_\_

TACHOMETER: \_\_\_\_\_

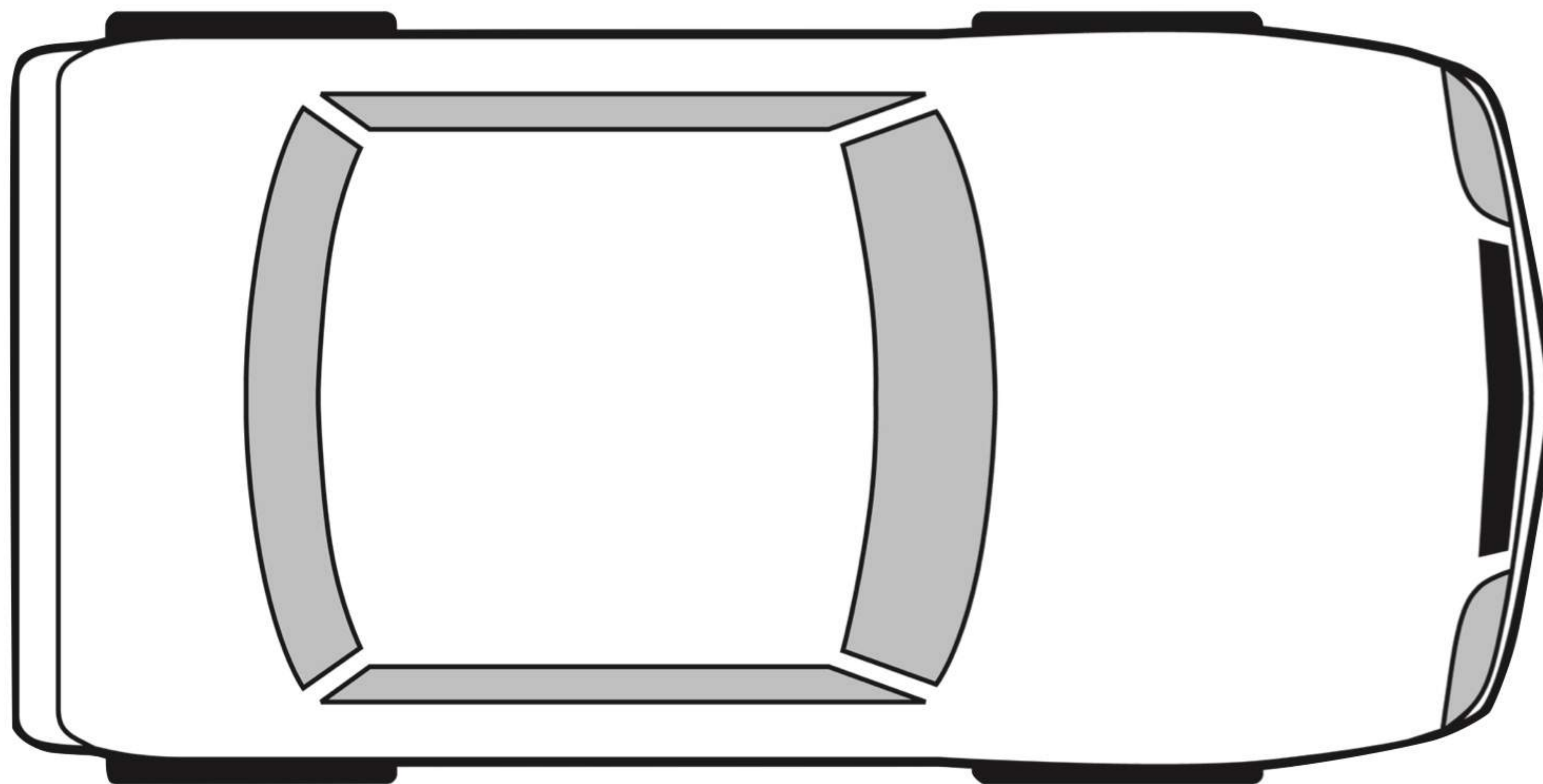
### SWITCH PANEL TO:

SOLENOID: \_\_\_\_\_

GAUGE PANEL: \_\_\_\_\_

TACHOMETER: \_\_\_\_\_

DISTRIBUTOR: \_\_\_\_\_



# PRODUCT INDEX



|                                       |                               |                                       |                                      |
|---------------------------------------|-------------------------------|---------------------------------------|--------------------------------------|
| <b>A</b>                              | <b>C Cont.</b>                | <b>E Cont.</b>                        | <b>I Cont.</b>                       |
| A-Arm Shim Kit..... 66                | Carburetor                    | Electrical Outlets..... 16            | Ignition Switch ..... 28             |
| Air Ducts..... 71                     | Box ..... 77                  | Electrical Wire..... 10               | Boot..... 28                         |
| Aluminum Jack ..... 73                | Hat.....67, 77                | Terminals ..... 11-13                 | Starter Button ..... 28              |
| Dirt Wing..... 73                     | Nut..... 67                   | Stripper .....3, 73                   | Switch Extensions ..... 21           |
| AN Wrenches ..... 74                  | Throttle Stop..... 67         | Extreme                               | Ignition Wiring Adapters ..... 17    |
| Apparel..... 79                       | Tray..... 77                  | Gauges/Panels..... 38, 39, 46         | Impact Crimper..... 11, 74           |
| Arm Restraints ..... 75               | Caster/Camber Gauge ..... 66  |                                       |                                      |
| Auto Meter Gauge Panels.....51, 54-57 | Adapters ..... 66             |                                       |                                      |
|                                       | Charging Posts ..... 14       | <b>F</b>                              | <b>J</b>                             |
| <b>B</b>                              | Mounting Bracket..... 14      | Fans ..... 71                         | Jack, Hydraulic..... 73              |
| Battery Cable ..... 10                | Chassis Height Gauge ..... 74 | Firewall Grommets ..... 16            | Dirt Wing..... 73                    |
| Boots ..... 13                        | Check Lists ..... 69          | Fittings, AN/NPT ..... 48             |                                      |
| Crimper ..... 11, 74                  | Circuit Breaker .....27, 28   | Fuel Pressure Isolator ..... 48       | <b>L</b>                             |
| Quick Disconnects ..... 14            | Clamps, Line ..... 78         | Fuses..... 28                         | LED Lights/Bulbs .....47, 49         |
| Stud Feed-Thru ..... 16               | Cleco Fasteners..... 73       |                                       | Strips ..... 17, 47                  |
| Terminals ..... 11                    | Pliers ..... 73               | <b>G</b>                              | Line Clamps ..... 78                 |
| Battery Charging Posts..... 14        | Clipboards..... 68-69         | Gator Clamps..... 10                  |                                      |
| Mounting Bracket ..... 14             | Coil, Ignition                | Gauges                                | <b>M</b>                             |
| Battery Disconnects ..... 15          | Clamps ..... 77               | Mini..... 48                          | Manifold, Oil Temperature . ..... 48 |
| Boots ..... 15                        | Wires ..... 70                | Panels ..... 32-45, 50, 51, 53-57     | Master Disconnects ..... 15          |
| Jumper Wires..... 15                  | Control Arm Shim Kit..... 66  | Replacement 33, 37, 39, 39, 46, 47,   | Boots ..... 15                       |
| Brake                                 |                               | 48, 49, 50, 51, 54-57                 | Jumper Wires..... 15                 |
| Bias Panel ..... 72                   | <b>D</b>                      | Sprint..... 50-51                     | Mirror ..... 78                      |
| Bleeder Bottle ..... 72               | Deutsch Connectors..... 13    | Gear Tote/Box ..... 77                | Mounting Brackets ..... 79           |
| Caliper Pressure Kit ..... 72         | Dirt Wing..... 73             | Ground Cables ..... 10                | Mounting Plate, Ignition..... 17     |
| Brake/Bumper Ducts ..... 71           | Disconnects, Master..... 15   |                                       |                                      |
| Hose..... 71                          | Distributor Adaptors ..... 17 | <b>H</b>                              | <b>N</b>                             |
|                                       | Distributor Wire..... 10      | Harness Pads..... 75                  | NACA Ducts ..... 71                  |
| <b>C</b>                              | Drink Bottle Holder ..... 77  | Heat Shrink Tubing..... 11            | Nylon Ties ..... 75                  |
| Cable Ties ..... 75                   | Bottle ..... 77               | Helmet Hook ..... 77                  |                                      |
| Camlocs ..... 78                      |                               | Hydraulic Jack ..... 73               | <b>O</b>                             |
| Tool..... 78                          | <b>E</b>                      |                                       | Oil Filter Cutter ..... 73           |
| Caps and Plugs ..... 77               | Electric Fan ..... 71         | Ignition Box Mounting Plates ..... 17 | Oil Temperature Manifold..... 48     |
| Carbon Fiber Panel..... 53            | Mounting Kit ..... 71         | Ignition Control Panels..... 18-27    |                                      |
|                                       | Relay Kit ..... 71            | Mounting Brackets ..... 23            |                                      |
|                                       |                               | Wiring Harnesses.....20, 29-31        |                                      |

## P

|                          |    |
|--------------------------|----|
| Pilot Light .....        | 28 |
| Pit Jack .....           | 73 |
| Pit Sockets .....        | 73 |
| Pressure Line Kits ..... | 48 |
| Pull Bar .....           | 61 |

## Q

|                               |    |
|-------------------------------|----|
| Qualifying Organizer .....    | 69 |
| QuickAngle Tray .....         | 66 |
| Quick Change Gear Tote.....   | 77 |
| Quick Release, Steering ..... | 63 |

## R

|                                 |           |
|---------------------------------|-----------|
| Radio Box .....                 | 77        |
| Ratchet Tie Downs .....         | 78        |
| Rear View Mirror .....          | 78        |
| Mounting Bracket.....           | 78        |
| Remote Electrical Outlets ..... | 16        |
| Remote Starter Button.....      | 13        |
| Replacement Gauges              |           |
| Auto Meter.....                 | 51, 54-57 |
| Digital.....                    | 37        |
| Extreme .....                   | 39        |
| Redline .....                   | 33        |
| Sprint.....                     | 50        |
| Standard .....                  | 47        |
| Resettable Circuit Breaker..... | 27        |
| Ride Height Gauge .....         | 74        |
| Roll Bar Padding .....          | 75        |

## S

|                   |    |
|-------------------|----|
| Safety Wire ..... | 74 |
| Pliers .....      | 74 |

## S Cont.

|                                      |        |
|--------------------------------------|--------|
| <i>Senders, Pressure/Temperature</i> |        |
| Mechanical 4 .....                   | 7      |
| Electric.....                        | 33, 37 |
| Shifter Boot .....                   | 75     |
| Smart Tool.....                      | 66     |
| Solenoid, Starter.....               | 15     |
| Spark Plug Wire Sets.....            | 70     |
| Starter Solenoid.....                | 15     |
| Jumper Wires.....                    | 15     |
| Steering Wheel.....                  | 62     |
| Disconnect .....                     | 63     |
| Kill Switch.....                     | 63     |
| Pads .....                           | 63     |
| Sternum Strap .....                  | 75     |
| Stop Watch.....                      | 69     |
| Stud Feed-Thru.....                  | 15     |
| Suspension Tubes .....               | 60     |
| Ruler.....                           | 60     |
| Wrench.....                          | 60     |
| Switches                             |        |
| Toggle .....                         | 28     |
| Rocker.....                          | 26     |

## T

|                            |        |
|----------------------------|--------|
| Tachometers.....           | 46     |
| Tape Measure .....         | 64, 65 |
| Temperature Adapters ..... | 48     |
| Terminals, Electrical..... | 11-13  |
| Throttle Linkage.....      | 67     |
| Return Springs .....       | 67     |
| Throttle Stop .....        | 67     |
| Tie Downs .....            | 78     |
| Timing Systems.....        | 68     |

## T Cont.

|                         |        |
|-------------------------|--------|
| <i>Tire</i>             |        |
| Caliper .....           | 64     |
| Chucks.....             | 59     |
| Durometer.....          | 65     |
| Gauges.....             | 58-59  |
| Replacement Parts.....  | 59     |
| Gauge Holster.....      | 59     |
| Inflators.....          | 59     |
| Management Kit.....     | 65     |
| Markers .....           | 64     |
| Tape .....              | 65, 74 |
| Toe Plates .....        | 64     |
| Toggle Switch.....      | 28     |
| Aircraft Cover .....    | 28     |
| Boot .....              | 28     |
| <i>Tools</i>            |        |
| AN Wrenches .....       | 74     |
| Camloc .....            | 74, 78 |
| Impact Crimper.....     | 11, 74 |
| Oil Filter Cutter ..... | 73     |
| Safety Wire Pliers..... | 74     |
| Weather Pack .....      | 12, 73 |
| Wrenches, AN.....       | 74     |
| Torque Absorbers.....   | 61     |
| Biscuits.....           | 61     |
| Tread Depth Gauge ..... | 65     |

## U

|                           |    |
|---------------------------|----|
| Under-Car Light Kit ..... | 16 |
|---------------------------|----|

## V

|                    |        |
|--------------------|--------|
| Valve Stems .....  | 64     |
| Core Remover ..... | 64, 73 |
| Vent Clamps .....  | 77     |

## W

|                               |           |
|-------------------------------|-----------|
| Warning Lights .....          | 47        |
| Kits .....                    | 49        |
| Water Pressure Gauge .....    | 39, 49    |
| Weather Pack Connectors ..... | 12        |
| Crimper .....                 | 13, 73    |
| Kit.....                      | 13        |
| Removal Tool.....             | 12, 73    |
| Weatherproof Switch .....     | 28        |
| Window Nets .....             | 76        |
| Installation Kit .....        | 76        |
| Wire, Electrical .....        | 10        |
| Wiring Harnesses.....         | 20, 29-31 |
| Guide.....                    | 29        |
| Wiring Kits.....              | 8-9       |
| Wraparound Panels.....        | 53        |
| Wrenches, AN .....            | 74        |

## Z

|                |    |
|----------------|----|
| Zip Ties ..... | 75 |
|----------------|----|

# PART NUMBER / PAGE INDEX



|                 |                 |                     |                     |                  |                  |                     |                  |                  |
|-----------------|-----------------|---------------------|---------------------|------------------|------------------|---------------------|------------------|------------------|
| 08-080 ..... 60 | 31-210 ..... 60 | 40-243 ..... 70     | 50-234 ..... 9      | 50-522 ..... 28  | 50-9720 ..... 27 | 55-010 ..... 15     | 56-220 ..... 59  | 57-440 ..... 11  |
| 08-085 ..... 60 | 31-215 ..... 60 | 40-245 ..... 70     | 50-235 ..... 9      | 50-524 ..... 21  | 50-9725 ..... 27 | 55-011 ..... 15     | 56-221 ..... 59  | 57-441 ..... 11  |
| 08-090 ..... 60 | 31-220 ..... 60 | 40-247 ..... 70     | 50-236 ..... 9      | 50-526 ..... 21  | 50-9730 ..... 27 | 55-012 ..... 15     | 56-222 ..... 59  | 57-443 ..... 11  |
| 08-095 ..... 60 | 31-225 ..... 60 | 40-300 ..... 70     | 50-300 ..... 12     | 50-601 ..... 28  | 51-004 ..... 69  | 55-013 ..... 15     | 56-240 ..... 59  | 57-445 ..... 11  |
| 08-100 ..... 60 | 31-230 ..... 60 | 40-350 ..... 70     | 50-301 ..... 12     | 50-602 ..... 28  | 51-037 ..... 69  | 55-021 ..... 15     | 56-241 ..... 59  | 57-450 ..... 11  |
| 08-105 ..... 60 | 31-235 ..... 60 | 40-361 ..... 70     | 50-302 ..... 12     | 50-604 ..... 28  | 51-038 ..... 69  | 55-022 ..... 15     | 56-242 ..... 59  | 57-470 ..... 11  |
| 08-110 ..... 60 | 31-240 ..... 60 | 40-363 ..... 70     | 50-303 ..... 12     | 50-609 ..... 28  | 51-039 ..... 69  | 55-023 ..... 15     | 56-260 ..... 59  | 57-471 ..... 11  |
| 08-115 ..... 60 | 31-245 ..... 60 | 40-365 ..... 70     | 50-304 ..... 12     | 50-610 ..... 28  | 51-040 ..... 69  | 55-120 ..... 15     | 56-261 ..... 59  | 57-472 ..... 11  |
| 08-120 ..... 60 | 31-250 ..... 60 | 40-367 ..... 70     | 50-310 ..... 12     | 50-711 ..... 24  | 51-041 ..... 69  | 55-55 ..... 15      | 56-262 ..... 59  | 57-473 ..... 11  |
| 08-125 ..... 60 | 31-255 ..... 60 | 40-421 ..... 70     | 50-311 ..... 12     | 50-7164 ..... 25 | 51-043 ..... 69  | 56-001 ..... 59     | 56-270 ..... 59  | 57-474 ..... 11  |
| 08-130 ..... 60 | 31-260 ..... 60 | 40-423 ..... 70     | 50-312 ..... 12     | 50-720 ..... 24  | 51-044 ..... 69  | 56-002 ..... 59     | 56-285 ..... 59  | 57-475 ..... 11  |
| 08-135 ..... 60 | 38-080 ..... 60 | 40-425 ..... 70     | 50-320 ..... 12     | 50-7222 ..... 17 | 51-046 ..... 69  | 56-0021 ..... 59    | 56-830 ..... 66  | 57-476 ..... 11  |
| 08-140 ..... 60 | 38-085 ..... 60 | 40-427 ..... 70     | 50-321 ..... 12     | 50-731 ..... 24  | 51-048 ..... 69  | 56-0022 ..... 59    | 56-831 ..... 66  | 57-477 ..... 11  |
| 08-145 ..... 60 | 38-090 ..... 60 | 40-500 ..... 70     | 50-322 ..... 12     | 50-740 ..... 24  | 51-051 ..... 68  | 56-003 ..... 59     | 56-833 ..... 66  | 57-478 ..... 11  |
| 08-150 ..... 60 | 38-095 ..... 60 | 40-700 ..... 70     | 50-330 ..... 12     | 50-7411 ..... 24 | 51-0512 ..... 68 | 56-004 ..... 59     | 56-834 ..... 66  | 57-479 ..... 11  |
| 08-155 ..... 60 | 38-100 ..... 60 | 50-003 ..... 22     | 50-331 ..... 12     | 50-7431 ..... 24 | 51-052 ..... 68  | 56-0041 ..... 59    | 56-835 ..... 66  | 57-481 ..... 11  |
| 08-160 ..... 60 | 38-105 ..... 60 | 50-004 ..... 25     | 50-332 ..... 12     | 50-750 ..... 24  | 51-0522 ..... 68 | 56-0042 ..... 59    | 56-836 ..... 66  | 57-490 ..... 11  |
| 08-165 ..... 60 | 38-110 ..... 60 | 50-020 ..... 18     | 50-340 ..... 12     | 50-7531 ..... 24 | 51-053 ..... 68  | 56-006 ..... 59     | 56-837 ..... 66  | 57-520 ..... 11  |
| 08-170 ..... 60 | 38-115 ..... 60 | 50-022 ..... 20     | 50-341 ..... 12     | 50-7611 ..... 25 | 51-0532 ..... 68 | 56-0061 ..... 59    | 56-838 ..... 66  | 57-525 ..... 11  |
| 08-175 ..... 60 | 38-120 ..... 60 | 50-023 ..... 20     | 50-342 ..... 12     | 50-7631 ..... 25 | 51-054 ..... 68  | 56-0062 ..... 59    | 56-839 ..... 66  | 57-530 ..... 11  |
| 08-180 ..... 60 | 38-125 ..... 60 | 50-025 ..... 20     | 50-360 ..... 12     | 50-7711 ..... 25 | 51-0542 ..... 68 | 56-010 ..... 59     | 56-842 ..... 66  | 57-540 ..... 11  |
| 08-185 ..... 60 | 38-130 ..... 60 | 50-031 ..... 25     | 50-361 ..... 12     | 50-7713 ..... 24 | 51-064 ..... 68  | 56-020 ..... 58     | 56-843 ..... 66  | 57-550 ..... 11  |
| 08-190 ..... 60 | 38-135 ..... 60 | 50-033 ..... 25     | 50-362 ..... 12     | 50-7714 ..... 24 | 51-070 ..... 68  | 56-021 ..... 58     | 56-844 ..... 66  | 57-601 ..... 15  |
| 08-195 ..... 60 | 38-140 ..... 60 | 50-034 ..... 31     | 50-380 ..... 12     | 50-7731 ..... 24 | 51-071 ..... 68  | 56-022 ..... 58     | 56-845 ..... 66  | 57-602 ..... 15  |
| 08-200 ..... 60 | 38-145 ..... 60 | 50-052 ..... 18     | 50-393 ..... 13, 73 | 50-790 ..... 25  | 51-201 ..... 69  | 56-040 ..... 58     | 56-9001 ..... 59 | 57-604 ..... 14  |
| 31-060 ..... 60 | 38-150 ..... 60 | 50-053 ..... 18     | 50-395 ..... 13, 73 | 50-7911 ..... 25 | 51-210 ..... 69  | 56-041 ..... 58     | 56-9002 ..... 59 | 57-607 ..... 14  |
| 31-065 ..... 60 | 38-155 ..... 60 | 50-102 ..... 18     | 50-399 ..... 13, 73 | 50-7931 ..... 25 | 51-215 ..... 69  | 56-042 ..... 58     | 56-9141 ..... 66 | 57-610 ..... 14  |
| 31-070 ..... 60 | 38-160 ..... 60 | 50-103 ..... 18     | 50-400 ..... 28     | 50-802 ..... 19  | 51-230 ..... 69  | 56-060 ..... 58     | 56-9143 ..... 66 | 57-620 ..... 14  |
| 31-075 ..... 60 | 38-165 ..... 60 | 50-163 ..... 22     | 50-401 ..... 28     | 50-803 ..... 19  | 51-235 ..... 69  | 56-061 ..... 58     | 56-9144 ..... 66 | 57-660 ..... 14  |
| 31-080 ..... 60 | 38-170 ..... 60 | 50-164 ..... 22     | 50-402 ..... 28     | 50-820 ..... 19  | 51-236 ..... 69  | 56-062 ..... 58     | 56-9145 ..... 66 | 57-700 ..... 16  |
| 31-085 ..... 60 | 38-175 ..... 60 | 50-165 ..... 22     | 50-403 ..... 28     | 50-822 ..... 21  | 51-237 ..... 69  | 56-070 ..... 58     | 57-008 ..... 10  | 57-701 ..... 14  |
| 31-090 ..... 60 | 38-180 ..... 60 | 50-166 ..... 22     | 50-410 ..... 28     | 50-823 ..... 21  | 52-163 ..... 26  | 56-085 ..... 58     | 57-009 ..... 10  | 57-702 ..... 14  |
| 31-095 ..... 60 | 38-185 ..... 60 | 50-1711 ..... 24    | 50-415 ..... 28     | 50-825 ..... 21  | 52-164 ..... 26  | 56-100 ..... 64, 73 | 57-010 ..... 10  | 57-703 ..... 14  |
| 31-100 ..... 60 | 38-190 ..... 60 | 50-1713 ..... 24    | 50-417 ..... 28     | 50-830 ..... 8   | 52-165 ..... 26  | 56-102 ..... 65     | 57-011 ..... 10  | 57-704 ..... 16  |
| 31-105 ..... 60 | 38-195 ..... 60 | 50-190 ..... 63     | 50-420 ..... 28     | 50-831 ..... 8   | 52-166 ..... 26  | 56-104 ..... 65     | 57-012 ..... 10  | 57-705 ..... 16  |
| 31-110 ..... 60 | 38-200 ..... 60 | 50-200 ..... 20, 30 | 50-422 ..... 28     | 50-832 ..... 8   | 52-200 ..... 26  | 56-105 ..... 65     | 57-014 ..... 10  | 57-706 ..... 16  |
| 31-115 ..... 60 | 38-210 ..... 60 | 50-2001 ..... 15    | 50-424 ..... 28     | 50-834 ..... 9   | 52-500 ..... 26  | 56-108 ..... 74     | 57-091 ..... 10  | 57-708 ..... 14  |
| 31-120 ..... 60 | 38-220 ..... 60 | 50-2002 ..... 15    | 50-430 ..... 15     | 50-835 ..... 9   | 52-510 ..... 26  | 56-110 ..... 65, 74 | 57-092 ..... 10  | 57-709 ..... 14  |
| 31-125 ..... 60 | 38-230 ..... 60 | 50-2006 ..... 17    | 50-434 ..... 13     | 50-836 ..... 9   | 52-512 ..... 26  | 56-111 ..... 65, 74 | 57-093 ..... 10  | 57-710 ..... 16  |
| 31-130 ..... 60 | 38-240 ..... 60 | 50-2007 ..... 17    | 50-435 ..... 10     | 50-852 ..... 19  | 52-601 ..... 26  | 56-115 ..... 64     | 57-094 ..... 10  | 57-711 ..... 16  |
| 31-135 ..... 60 | 38-250 ..... 60 | 50-2008 ..... 17    | 50-440 ..... 17     | 50-853 ..... 19  | 52-602 ..... 26  | 56-116 ..... 64     | 57-101 ..... 10  | 57-718 ..... 14  |
| 31-140 ..... 60 | 38-260 ..... 60 | 50-201 ..... 20, 30 | 50-442 ..... 17     | 50-863 ..... 23  | 52-604 ..... 26  | 56-119 ..... 64     | 57-102 ..... 10  | 57-719 ..... 14  |
| 31-145 ..... 60 | 38-270 ..... 60 | 50-2021 ..... 30    | 50-500 ..... 28     | 50-864 ..... 23  | 52-609 ..... 26  | 56-120 ..... 66     | 57-103 ..... 10  | 57-723 ..... 16  |
| 31-150 ..... 60 | 38-280 ..... 60 | 50-2030 ..... 30    | 50-501 ..... 28     | 50-865 ..... 23  | 52-615 ..... 26  | 56-121 ..... 66     | 57-104 ..... 10  | 57-810 ..... 16  |
| 31-155 ..... 60 | 40-100 ..... 70 | 50-2031 ..... 30    | 50-502 ..... 28     | 50-866 ..... 23  | 52-663 ..... 26  | 56-122 ..... 66     | 57-1809 ..... 10 | 57-820 ..... 16  |
| 31-160 ..... 60 | 40-121 ..... 70 | 50-2032 ..... 31    | 50-503 ..... 28     | 50-868 ..... 27  | 52-864 ..... 26  | 56-123 ..... 66     | 57-1810 ..... 10 | 57-830 ..... 16  |
| 31-165 ..... 60 | 40-123 ..... 70 | 50-2034 ..... 31    | 50-504 ..... 28     | 50-869 ..... 27  | 52-865 ..... 26  | 56-124 ..... 66     | 57-200 ..... 10  | 57-942 ..... 11  |
| 31-170 ..... 60 | 40-125 ..... 70 | 50-2037 ..... 30    | 50-505 ..... 28     | 50-905 ..... 28  | 52-866 ..... 26  | 56-155 ..... 65     | 57-201 ..... 10  | 57-943 ..... 11  |
| 31-175 ..... 60 | 40-127 ..... 70 | 50-2051 ..... 31    | 50-506 ..... 28     | 50-910 ..... 28  | 55-001 ..... 15  | 56-161 ..... 66     | 57-2011 ..... 10 | 57-944 ..... 11  |
| 31-180 ..... 60 | 40-150 ..... 70 | 50-206 ..... 17     | 50-507 ..... 28     | 50-915 ..... 28  | 55-002 ..... 15  | 56-162 ..... 66     | 57-203 ..... 10  | 57-945 ..... 11  |
| 31-185 ..... 60 | 40-181 ..... 70 | 50-207 ..... 17     | 50-510 ..... 28     | 50-920 ..... 28  | 55-003 ..... 15  | 56-163 ..... 66     | 57-2031 ..... 10 | 57-9790 ..... 17 |
| 31-190 ..... 60 | 40-183 ..... 70 | 50-230 ..... 8      | 50-512 ..... 28     | 50-925 ..... 28  | 55-004 ..... 15  | 56-167 ..... 66     | 57-236 ..... 10  | 57-9795 ..... 17 |
| 31-195 ..... 60 | 40-185 ..... 70 | 50-231 ..... 8      | 50-513 ..... 16     | 50-930 ..... 28  | 55-005 ..... 15  | 56-168 ..... 66     | 57-2361 ..... 10 | 58-020 ..... 75  |
| 31-200 ..... 60 | 40-187 ..... 70 | 50-232 ..... 8      | 50-514 ..... 16     | 50-960 ..... 28  | 55-008 ..... 15  | 56-169 ..... 66     | 57-240 ..... 10  | 58-021 ..... 75  |
| 31-205 ..... 60 | 40-241 ..... 70 |                     | 50-520 ..... 28     | 50-9715 ..... 27 | 55-009 ..... 15  | 56-170 ..... 66     | 57-2401 ..... 10 | 58-022 ..... 75  |



# PART NUMBER / PAGE INDEX

|                  |                   |                    |                     |                  |                  |                 |                  |                 |
|------------------|-------------------|--------------------|---------------------|------------------|------------------|-----------------|------------------|-----------------|
| 58-023 ..... 75  | 61-0151 ..... 56  | 611-5421 ..... 56  | 61-6742 ..... 43    | 61-755 ..... 48  | 62-500 ..... 60  | 64-176 ..... 73 | 66-927 ..... 77  | 75-080 ..... 60 |
| 58-024 ..... 75  | 61-0171 ..... 55  | 611-5431 ..... 56  | 61-67423 ..... 45   | 61-7724 ..... 53 | 62-510 ..... 60  | 64-180 ..... 73 | 66-929 ..... 77  | 75-085 ..... 60 |
| 58-025 ..... 75  | 61-0201 ..... 54  | 611-5441 ..... 56  | 61-6751 ..... 43    | 61-790 ..... 47  | 62-600 ..... 60  | 64-208 ..... 77 | 66-931 ..... 77  | 75-090 ..... 60 |
| 58-026 ..... 75  | 61-0211 ..... 54  | 611-6000 ..... 47  | 61-67513 ..... 45   | 61-791 ..... 17  | 63-000 ..... 33  | 64-225 ..... 77 | 66-933 ..... 77  | 75-100 ..... 60 |
| 58-030 ..... 76  | 61-0251 ..... 56  | 611-6001 ..... 46  | 61-691 ..... 47     | 61-795 ..... 16  | 63-001 ..... 46  | 64-230 ..... 77 | 66-934 ..... 77  | 75-105 ..... 60 |
| 58-031 ..... 76  | 61-0261 ..... 56  | 611-6002 ..... 46  | 61-692 ..... 47     | 61-903 ..... 53  | 63-002 ..... 46  | 64-253 ..... 78 | 66-936 ..... 77  | 75-110 ..... 60 |
| 58-032 ..... 76  | 61-0271 ..... 55  | 611-6003 ..... 47  | 61-693 ..... 47     | 61-9795 ..... 16 | 63-003 ..... 33  | 64-255 ..... 78 | 66-937 ..... 77  | 75-115 ..... 60 |
| 58-034 ..... 76  | 61-0281 ..... 55  | 611-6004 ..... 50  | 61-694 ..... 47     | 62-070 ..... 60  | 63-006 ..... 33  | 64-257 ..... 78 | 66-938 ..... 77  | 75-120 ..... 60 |
| 58-035 ..... 76  | 61-0301 ..... 54  | 611-6005 ..... 50  | 61-697 ..... 49     | 62-075 ..... 60  | 63-007 ..... 33  | 64-260 ..... 78 | 66-9381 ..... 77 | 75-125 ..... 60 |
| 58-036 ..... 76  | 61-0311 ..... 56  | 611-6006 ..... 47  | 61-698 ..... 47     | 62-080 ..... 60  | 63-008 ..... 33  | 64-261 ..... 78 | 66-939 ..... 23  | 75-130 ..... 60 |
| 58-037 ..... 76  | 61-0321 ..... 55  | 611-6007 ..... 47  | 61-699 ..... 47     | 62-085 ..... 60  | 63-009 ..... 33  | 64-262 ..... 78 | 66-940 ..... 23  | 75-135 ..... 60 |
| 58-041 ..... 76  | 61-0371 ..... 54  | 611-6008 ..... 49  | 61-7001 ..... 38    | 62-090 ..... 60  | 63-120 ..... 32  | 64-400 ..... 64 | 66-945 ..... 23  | 75-140 ..... 60 |
| 58-042 ..... 76  | 61-0381 ..... 56  | 611-6009 ..... 47  | 61-7004 ..... 50    | 62-095 ..... 60  | 63-121 ..... 32  | 64-401 ..... 64 | 66-950 ..... 78  | 75-145 ..... 60 |
| 58-043 ..... 76  | 61-0391 ..... 55  | 611-7000 ..... 39  | 61-7005 ..... 50    | 62-100 ..... 60  | 63-130 ..... 32  | 64-510 ..... 72 | 67-000 ..... 37  | 75-150 ..... 60 |
| 58-044 ..... 76  | 61-0401 ..... 54  | 611-7003 ..... 39  | 61-701 ..... 47     | 62-105 ..... 60  | 63-132 ..... 32  | 64-511 ..... 72 | 67-003 ..... 37  | 75-155 ..... 60 |
| 58-046 ..... 76  | 61-0411 ..... 54  | 611-7006 ..... 39  | 61-7011 ..... 38    | 62-110 ..... 60  | 63-2001 ..... 32 | 64-703 ..... 64 | 67-006 ..... 37  | 75-160 ..... 60 |
| 58-047 ..... 76  | 61-0451 ..... 56  | 611-7007 ..... 39  | 61-7012 ..... 38    | 62-115 ..... 60  | 63-2031 ..... 34 | 64-704 ..... 64 | 67-007 ..... 37  | 75-165 ..... 60 |
| 58-048 ..... 76  | 61-0461 ..... 56  | 611-7008 ..... 39  | 61-7017 ..... 38    | 62-120 ..... 60  | 63-220 ..... 33  | 64-706 ..... 64 | 67-008 ..... 37  | 75-170 ..... 60 |
| 58-049 ..... 76  | 61-0471 ..... 55  | 611-7009 ..... 39  | 61-702 ..... 47     | 62-125 ..... 60  | 63-230 ..... 33  | 64-708 ..... 74 | 67-009 ..... 37  | 75-175 ..... 60 |
| 58-211 ..... 75  | 61-0481 ..... 55  | 611-7010 ..... 46  | 61-7021 ..... 38    | 62-130 ..... 60  | 63-240 ..... 33  | 64-709 ..... 74 | 67-2001 ..... 36 | 75-180 ..... 60 |
| 58-212 ..... 75  | 61-0501 ..... 54  | 611-7012 ..... 39  | 61-7024 ..... 53    | 62-135 ..... 60  | 63-3011 ..... 32 | 64-730 ..... 73 | 67-3011 ..... 36 | 75-185 ..... 60 |
| 58-221 ..... 75  | 61-0551 ..... 56  | 611-900 ..... 48   | 61-7031 ..... 39    | 62-140 ..... 60  | 63-3012 ..... 32 | 65-096 ..... 67 | 67-3012 ..... 36 | 75-190 ..... 60 |
| 58-222 ..... 75  | 61-0571 ..... 55  | 611-901 ..... 48   | 61-704 ..... 47     | 62-145 ..... 60  | 63-3016 ..... 32 | 66-400 ..... 61 | 67-3016 ..... 36 | 75-195 ..... 60 |
| 58-223 ..... 75  | 61-0601 ..... 57  | 611-902 ..... 48   | 61-7041 ..... 39    | 62-150 ..... 60  | 63-3017 ..... 32 | 66-499 ..... 61 | 67-3017 ..... 36 | 75-200 ..... 60 |
| 58-224 ..... 75  | 61-0604 ..... 51  | 611-903 ..... 48   | 61-7042 ..... 39    | 62-155 ..... 60  | 63-3041 ..... 34 | 66-500 ..... 61 | 67-4021 ..... 37 | 75-205 ..... 60 |
| 58-225 ..... 75  | 61-0605 ..... 51  | 611-9015 ..... 48  | 61-7051 ..... 39    | 62-160 ..... 60  | 63-3042 ..... 34 | 66-501 ..... 61 | 67-4026 ..... 37 | 75-210 ..... 60 |
| 58-231 ..... 75  | 61-0606 ..... 51  | 611-90100 ..... 48 | 61-706 ..... 47     | 62-165 ..... 60  | 63-3046 ..... 34 | 66-502 ..... 61 | 67-4027 ..... 37 | 75-215 ..... 60 |
| 58-232 ..... 75  | 61-0611 ..... 57  | 61-300 ..... 48    | 61-709 ..... 47     | 62-170 ..... 60  | 63-3047 ..... 35 | 66-503 ..... 61 | 67-5036 ..... 37 | 75-220 ..... 60 |
| 58-233 ..... 75  | 61-0621 ..... 57  | 61-6001 ..... 40   | 61-710 ..... 48     | 62-175 ..... 60  | 63-4021 ..... 33 | 66-504 ..... 61 | 67-5037 ..... 37 | 75-225 ..... 60 |
| 58-234 ..... 75  | 61-0631 ..... 57  | 61-6004 ..... 50   | 61-7101 ..... 48    | 62-180 ..... 60  | 63-4026 ..... 33 | 66-506 ..... 61 | 68-001 ..... 62  | 75-230 ..... 60 |
| 58-235 ..... 75  | 61-0641 ..... 57  | 61-6005 ..... 50   | 61-71012 ..... 48   | 62-185 ..... 60  | 63-4027 ..... 33 | 66-508 ..... 61 | 68-0011 ..... 62 | 75-235 ..... 60 |
| 58-236 ..... 75  | 61-0651 ..... 57  | 61-6005-1 ..... 50 | 61-71024 ..... 48   | 62-190 ..... 60  | 63-4051 ..... 35 | 66-509 ..... 61 | 68-0012 ..... 62 | 75-240 ..... 60 |
| 58-237 ..... 75  | 61-0652 ..... 57  | 61-6006 ..... 50   | 61-71036 ..... 48   | 62-195 ..... 60  | 63-4056 ..... 35 | 66-512 ..... 61 | 68-002 ..... 62  | 75-250 ..... 60 |
| 58-238 ..... 75  | 61-0661 ..... 57  | 61-6011 ..... 40   | 61-71048 ..... 48   | 62-200 ..... 60  | 63-4057 ..... 35 | 66-520 ..... 61 | 68-0021 ..... 62 | 75-260 ..... 60 |
| 58-239 ..... 75  | 61-0704 ..... 51  | 61-6012 ..... 40   | 61-71060 ..... 48   | 62-205 ..... 60  | 63-5036 ..... 33 | 66-530 ..... 61 | 68-0022 ..... 62 | 75-270 ..... 60 |
| 58-240 ..... 75  | 61-0705 ..... 51  | 61-6021 ..... 40   | 61-711 ..... 49     | 62-210 ..... 60  | 63-5037 ..... 33 | 66-551 ..... 61 | 68-003 ..... 62  | 75-280 ..... 60 |
| 58-244 ..... 63  | 61-101 ..... 72   | 61-6024 ..... 53   | 61-712 ..... 49     | 62-215 ..... 60  | 64-010 ..... 74  | 66-552 ..... 61 | 68-0031 ..... 62 | 75-290 ..... 60 |
| 58-245 ..... 63  | 61-103 ..... 72   | 61-6031 ..... 42   | 61-713 ..... 49     | 62-220 ..... 60  | 64-015 ..... 74  | 66-554 ..... 61 | 68-0032 ..... 62 | 75-300 ..... 60 |
| 58-250 ..... 75  | 61-105 ..... 72   | 61-60313 ..... 44  | 61-714 ..... 49     | 62-225 ..... 60  | 64-020 ..... 74  | 66-556 ..... 61 | 68-004 ..... 62  | 75-310 ..... 60 |
| 60-000 ..... 71  | 611-096 ..... 46  | 61-6041 ..... 42   | 61-716 ..... 49     | 62-230 ..... 60  | 64-076 ..... 73  | 66-700 ..... 72 | 68-0041 ..... 62 | 75-320 ..... 60 |
| 60-003 ..... 71  | 611-099 ..... 46  | 61-60413 ..... 44  | 61-717 ..... 52     | 62-235 ..... 60  | 64-077 ..... 73  | 66-752 ..... 78 | 68-0042 ..... 62 | 75-330 ..... 60 |
| 60-005 ..... 71  | 611-100 ..... 46  | 61-6042 ..... 42   | 61-718 ..... 52     | 62-240 ..... 60  | 64-086 ..... 73  | 66-754 ..... 78 | 68-005 ..... 62  | 75-340 ..... 60 |
| 60-008 ..... 71  | 611-3411 ..... 54 | 61-60423 ..... 44  | 61-719 ..... 49     | 62-245 ..... 60  | 64-087 ..... 73  | 66-756 ..... 78 | 68-006 ..... 62  | 75-350 ..... 60 |
| 60-009 ..... 71  | 611-3421 ..... 54 | 61-6051 ..... 42   | 61-720 ..... 48     | 62-250 ..... 60  | 64-088 ..... 73  | 66-757 ..... 78 | 68-010 ..... 63  | 75-360 ..... 60 |
| 60-010 ..... 71  | 611-3431 ..... 54 | 61-60513 ..... 44  | 61-721 ..... 48     | 62-270 ..... 60  | 64-140 ..... 77  | 66-850 ..... 78 | 68-0109 ..... 63 | 75-370 ..... 60 |
| 60-013 ..... 71  | 611-3441 ..... 54 | 61-6701 ..... 41   | 61-722 ..... 48, 52 | 62-280 ..... 60  | 64-145 ..... 77  | 66-852 ..... 78 | 68-012 ..... 63  | 75-380 ..... 60 |
| 60-020 ..... 71  | 611-4411 ..... 55 | 61-6711 ..... 41   | 61-724 ..... 48     | 62-310 ..... 60  | 64-146 ..... 67  | 66-854 ..... 78 | 68-0129 ..... 63 | 75-390 ..... 60 |
| 60-030 ..... 71  | 611-4421 ..... 55 | 61-6712 ..... 41   | 61-725 ..... 48     | 62-390 ..... 60  | 64-148 ..... 67  | 66-856 ..... 78 | 68-015 ..... 63  | 75-400 ..... 60 |
| 60-032 ..... 70  | 611-4431 ..... 55 | 61-6717 ..... 41   | 61-727 ..... 52     | 62-400 ..... 60  | 64-149 ..... 67  | 66-858 ..... 78 | 68-0159 ..... 63 | 75-410 ..... 60 |
| 60-034 ..... 70  | 611-4441 ..... 55 | 61-6721 ..... 41   | 61-730 ..... 47     | 62-457 ..... 60  | 64-150 ..... 77  | 66-860 ..... 78 | 71-322 ..... 13  | 75-420 ..... 60 |
| 60-039 ..... 70  | 611-4511 ..... 57 | 61-6724 ..... 53   | 61-733 ..... 47     | 62-465 ..... 60  | 64-157 ..... 67  | 66-908 ..... 77 | 71-332 ..... 13  | 75-430 ..... 60 |
| 60-040 ..... 70  | 611-4521 ..... 57 | 61-6731 ..... 43   | 61-735 ..... 47     | 62-477 ..... 60  | 64-158 ..... 67  | 66-920 ..... 77 | 71-342 ..... 13  | 75-440 ..... 60 |
| 60-041 ..... 70  | 611-4531 ..... 57 | 61-67313 ..... 45  | 61-740 ..... 47     | 62-480 ..... 60  | 64-162 ..... 67  | 66-922 ..... 77 | 71-362 ..... 13  | 75-600 ..... 60 |
| 60-045 ..... 75  | 611-4541 ..... 57 | 61-6741 ..... 43   | 61-748 ..... 47     | 62-487 ..... 60  | 64-169 ..... 67  | 66-923 ..... 77 | 75-070 ..... 60  |                 |
| 61-0101 ..... 54 | 611-5411 ..... 56 | 61-67413 ..... 45  | 61-750 ..... 47     | 62-490 ..... 60  | 64-175 ..... 73  | 66-925 ..... 77 | 75-075 ..... 60  |                 |

## RETURNS

*To make sure that the item(s) get quickly processed, please follow these simple steps.*

- 1. Call and request an RMA (Returned Merchandise Authorization) number for the merchandise you wish to return. All products must be returned in an unaltered / unchanged state from its original condition. Products must be no older than one year old, or two years old for scales. New parts returned for credit must be completely unaltered, and in new condition. Warranty parts will be inspected to see if failure was caused by misuse of the part, and possibly deemed not returnable.*
- 2. Include your contact information, and the problem with the part in a note inside the box. Please write RMA number on the outside of the box.*
- 3. Custom parts are not returnable for credit, but can sometimes be repaired.*

## PRINTING DISCLAIMER...

*QuickCar Racing Products reserves the right to update, change or modify any product or policy deemed necessary without notice. Every effort has been made to avoid printing errors, in this catalog and previous versions. We disclaim any responsibility for application or specifications.*

## DISCLAIMER OF WARRANTY

**QuickCar Racing Products makes no warranties...**

*QuickCar Racing Products makes no written, oral, expressed, or implied statement of warranty or guarantee on any product sold, other than for defects in materials or workmanship as stated previously. QuickCar Racing Products will not assume liability for personal or property damage resulting from the use or misuse of any product we manufacture or sell, whether on the street or on the race track. Purchase and/or use of these products implies recognition and acceptance of this entire warranty and disclaimer by customer.*

## WARRANTY

*Parts are backed by a full one year warranty against factory defects in workmanship and materials. All warranty parts will be inspected upon arrival for misuse. Scales are backed by a two year warranty against factory defects in workmanship and materials. QuickCar Racing Products reserves the right to decline any warranty items if it appears that the item has failed due to misuse, or lack of care taken while the product was in use.*



DONA MARCOULLIER

PHOTO BY: JOHNNY B IMAGERY

Add style and improve downforce with first-class car spoilers we offer.