



AXLE MODEL GUIDE



DRIVETRAIN PRODUCTS

Applications include:

4x4/Off-Road, Diesel, Street, Strip, and Track.



PERFORMANCE THAT BEGINS
WHERE THE PAVEMENT ENDS.



THE
ULTIMATE
FOR THE JEEP® WRANGLER® JK



**THE ULTIMATE DANA 60™ FRONT & REAR
AXLES for the JEEP® WRANGLER® JK**



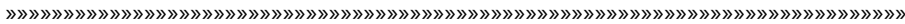
For years, hardcore Jeep rock climbers and off-roaders have been modifying their vehicles and axles for even better performance over the rocks, across the sand, and through the mud. The Ultimate Dana 60™ front and rear axles are the biggest, strongest axles you can get under your vehicle, built to withstand even the toughest terrain.



UNLEASH

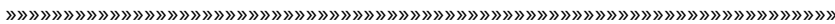


THE PERFORMANCE IN YOUR VEHICLE



From the punishing speeds of the circle track to the brutal terrain of off-road, Dana understands what it means to push the boundaries. Spicer and SVL aftermarket drivetrain products are trusted by the experts, wherever limits are tested and parts are proven. And with the innovative new Dana Crate Axle™ program, you get the original equipment quality you demand from genuine Dana axles straight out of the box. We engineer our parts to deliver peak performance and optimum strength, so you can hit the road, the track, or the trail with the confidence that comes from knowing you are backed by the industry leaders in high-performance parts.

WHY DANA AFTERMARKET PARTS?



- Dana offers two strong brands, genuine Spicer® and SVL® all-makes, both of which deliver the best performance in their categories.
- Spicer parts are manufactured to the highest standards of premium performance and the quality you expect from Dana.
- SVL parts are engineered to meet the aftermarket product requirements of Dana, the most trusted name in drivetrain products.

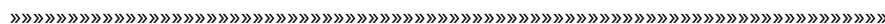




SPICER



RING AND PINION GEARING



Quiet, Durable, Easy to Set Up Gearing.

Get the benefits of precision-machined gearing for your Dana axles, including a smoother, quieter ride and up to double the life of non-genuine parts. Our statistically controlled processes make the difference:


- **Heat Treatment** for optimal hardness and increase durability
- **Face Hobbing** to ensure precise mating of gear teeth, so you get a quieter ride
- **Shot Peening** to double the fatigue life of the gear
- **Lapping** to reduce noise and heat



SVL®



RING AND PINION GEARING



Coverage for All Makes of Vehicles.

Backed by Dana, SVL® products are the best-in-category choice for reliable performance, engineered to meet your need for coverage, quality, and affordable gearing. The current SVL line also features reliable universal joints, manufactured to consistently outperform the leading non-genuine brands.

- Expanded ratios for all-makes coverage
- Expanded ratios available for Dana axles
- Designed with precision engineering
- Dana-validated and approved for quality and durability

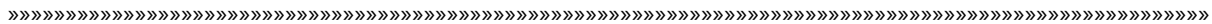




SPICER



STANDARD AND MASTER DIFFERENTIAL REBUILD KITS



Standard Axle Bearing Kits

Not all bearings are created equal. Choose Spicer Axle Bearing Kits for just the right repair. Each kit comes with the exact combination of parts you need to get your axle back in shape and on the road.



Standard Axle Bearing Kits Include:

- Pinion Head & Tail Bearings
- Differential Bearings
- Pinion Seal
- Pinion Nut
- Collapsible Spacer (where applicable)
- RTV Sealant

Master Axle Overhaul Kits

Our most comprehensive kit—complete with everything you need for a thorough and lasting repair.

- The highest quality mix of bearings, cups, and cones, each precisely selected for maximum performance in every position and application.
- Premium oil seals for your best protection against nagging leaks and damaging contamination.
- All the small parts to do the job right, including sealant, snap rings, gaskets, shims, and more.
- Production upgrades that ensure genuine Spicer parts are as good as—or better than—the OE parts they replace.

Master Overhaul Kits Include:

- Pinion Head & Tail Bearings
- Differential Bearings
- Pinion Seal
- Pinion Nut
- Pinion Adjusting Shims
- Differential Adjusting Shims
- Ring Gear Bolts
- Collapsible Spacer
- RTV Sealant



SPICER



FRONT AXLE SHAFTS FOR THE JEEP JK

Upgraded Dana 30™ and Dana 44™ Axles for Jeep JK Drivers.

Today's Jeep owners are customizing their vehicles with larger tires that stand up to rough terrain. They want larger universal joints and an even stronger axle shaft for their Dana 30 and Dana 44.

These upgraded front axle shafts deliver with these design improvements:

Upgrades made to Dana 30 and Dana 44 axles

- Designed for larger tires and off-road use

U-joint size increased from 1310 to 1350 series

- 25% higher yield strength
- U-joint sealing package upgraded to Spicer Life Series® (SPL®)

Unparalleled strength and longer life

- Fatigue life improved by 300%
- 2000% improvement in high-angle fatigue life



Outer stub design re-engineered for added strength

- Improved snap retention for increased shock loading
- Material added to yoke ears and removed from body to equalize deflection through yoke and reduce bearing cap spinning
- Micro-alloy improves strength of shaft

See the "Front Axle Shaft" section of this catalog for addition year, make, and model coverage.

SPICER



NICKEL CHROMOLY STEEL AXLE SHAFTS

Not All Chromoly Shafts are Alike.

At Dana, we've engineered the SAE-4340 nickel chromoly axle shaft to exceed OE standards and meet the exacting demands of off-road. Hit the trail with the confidence that comes from knowing you are backed by the global leaders in driveline products. Engineered to deliver added strength and durability, these genuine Spicer axle shafts are one more example of the innovations that we bring to performance applications.

See the features and benefits of our high-performance axle shafts, including:

SAE-4340 nickel chromoly steel construction

- For ideal hardness throughout the part
 - Nickel provides additional toughness
 - Chromium ensures high-temperature strength and resistance to abrasion
 - Molybdenum helps maintain a specified hardenability

Heat treatment processes

- Delivering the same surface hardness and case hardness, while achieving a higher core hardness for greater strength

Optimized for high-performance strength and durability

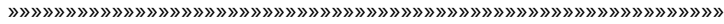
Find out more about Spicer axle shafts, as well as a range of products engineered for performance applications.



SPICER



REAR AXLE SHAFTS



100% Genuine Quality. Tested and Proven.

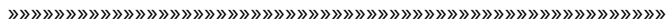
- Ultrasonically tested for internal cracks that magnetic testing can miss
- Tested for straightness within rigorous range specifications
- Engineered for consistent quality and durability
- Built from a grade of steel that stands up to any grade on the market
- Complete repair solution, including studs, bearings, and seals where applicable



SVL



REAR AXLE SHAFTS



Available for All Makes. Backed by Dana.

Available for a wide range of applications, including hard-to-find models, SVL rear axle shafts are the only products in their category to earn the approval of Dana, the most trusted name in driveline components. SVL parts combine strength and durability, as well as a blend of coverage, performance, and value.

See the features and benefits of our SVL rear axle shafts, including:

- Manufactured from SAE-1541 steel
- Precision heat-treated for optimal hardness and durability
- Rolled or cut splines depending on application
- Meets Dana's aftermarket requirements for:
 - Static ultimate strength
 - Torsional fatigue
 - Rotating/bending torque



In addition to SVL rear axle shafts, Dana also offers a line of SVL universal joints, center bearings, ring and pinion gearing, and inner gear kits with coverage for all makes of vehicles.

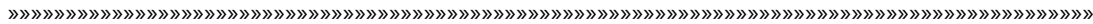


Talk to your SVL parts representative today for more information.

THE
ULTIMATE



FRONT AXLES FOR THE JEEP® WRANGLER® JK



**Made in
USA**

Added Features for Added Confidence.

For years, hardcore off-roaders have been modifying their Dana 60™ axles for even better performance. Here at Dana, we're paying attention. We have incorporated a number of new features into the Ultimate Dana 60™ axle, including chromoly axle shafts, massive new Spicer® SPL®-70 u-joints, and more.

- Massive Spicer® SPL®-70 u-joints—exclusive to Dana
 - Providing optimal performance for lifted vehicles with larger tires
 - Improved “rock solid” seals for optimal protection from environmental contamination
 - Manufactured from cold-forged steel
 - Providing for higher torque load
- Spicer® 35 spline SAE-4340 nickel chromoly steel axle shafts
 - Designed for larger tires and off-road punishment
 - Ensuring maximum strength and durability
- Warn® 35 spline hub locks
- Dead spindle design
 - Ensuring additional strength
 - Allowing for wheel bearings to be serviced individually
 - Easier to repair and service than unit bearing design
- High-strength, heavy gauge brackets
 - Additional durability where it matters the most
 - Skid plate incorporated into lower control arm bracket
- High-clearance carrier with ribbed housing design
 - Cover face rotated back for greater ground clearance
 - Reinforced ribbing on bottom of carrier to prevent hang-ups on rocks or rough terrain
- Selectable electronic locking differentials
 - Precision-forged gears offer ideal meshing, strength and durability
- Heavy-duty 8 x 6.5" wheel bolt pattern
- Nodular iron diff cover with protective ribbing
 - Raised fill plug for increased fluid capacity due to increased pinion angles
- Upper and lower control arms in same location as OE
 - Better fit, less adjustment on control arm
 - Optimal articulation
 - Easy to install
 - Cast-in upper control mount for added strength and durability
- Genuine Made in the USA Spicer® 10" (256 mm) ring and pinion gear
 - Available ratios include 4.88 and 5.38
 - Precision heat treated for optimal hardness and durability
 - Face hobbled for precise mating of gear teeth and a quieter ride
 - Shot peened for double the fatigue life
 - Lapped to reduce noise and heat
- Spicer® 1350 Strap-style/Half-round end yoke
 - Provides added strength
- Axle tubes: 3½" tube diameter/.370" wall thickness
 - Offers superior strength
 - Helps prevent steering from being knocked out of alignment
- Upgraded heavy-duty brakes with plug-and-play ABS system
 - Massive vented rotors (360mm O.D.) and dual piston calipers for optimal braking power and optimal cooling



REAR AXLES FOR THE JEEP® WRANGLER® JK



Made in USA

Full-Float Design. Full-On Strength.

When you're taking on the roughest terrain, you need the biggest, strongest axles available. You need the Ultimate Dana 60™ axle. Engineered to be a direct-fit, bolt-in solution for the Jeep Wrangler JK, the Ultimate Dana 60™ axles can withstand the extreme punishment of extreme off-roading. Built for superior strength inside and out, these axles have what it takes to overcome even the toughest obstacles.

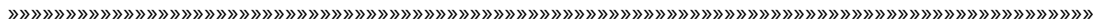
- Full-float design
 - Vehicle weight carried by housing instead of shaft
 - Delivers greater load-carrying ability
- 35 spline SAE-4340 nickel chromoly steel axle shafts
- Selectable electronic locking differentials
- Upgraded heavy-duty brakes with plug-and-play ABS system
 - Massive vented rotors (358mm O.D.) and dual piston calipers for optimal braking power and optimal cooling
- Genuine Made in the USA Spicer 9¾" (248 mm) ring and pinion gear inside
- Spicer® 1350 Strap-style/Half-round end yoke
- Axle tubes: 3½" outside diameter/.390" wall thickness
- Heavy-duty 8 x 6.5" wheel bolt pattern
- Heavy-duty brackets
- Nodular iron diff cover



THE ULTIMATE



FRONT AXLES FOR THE JEEP® WRANGLER® JK



In-Demand Modifications Built Right In.

Engineered for all Jeep® Wrangler® JKs, 2007 to current, the Ultimate Dana 44™ axle is a direct bolt-in solution. The Ultimate Dana 44™ axle requires use of your existing wheel ends. Featuring a number of upgrades for added on-trail durability, the Ultimate Dana 44™ axle is built to meet the demands of serious off-road enthusiasts.

- Thicker tubes
 - 5/16" thick for improved strength, rigidity, and durability
- Redesigned and thicker brackets
 - 1/4" steel to resist bending and endure the off-road environment
 - Works with most lift kits
- Upper and lower control arms in same location as OE
- Spicer® nickel chromoly axle shafts for optimal strength and performance
- Spicer Life Series® SPL® 1350-series u-joint with triple lip seals and full-circle clips for ultimate protection against the elements
- High-strength nodular iron performance differential cover and Spicer® performance gasket
 - Providing enhanced sealing and protection from off-road hazards
- Selectable electronic locking differentials
 - Harness sold separately
- Genuine Spicer® gearing
 - Precision design and manufacturing processes provide ultimate gear mating for optimal strength, life, and quiet performance
 - Expanded aftermarket gear ratios: 3.73, 4.10, 4.56, 4.88, 5.13, and 5.38
- Pinion angle optimized for lifted vehicles
- Increased gross axle weight rating (GAWR) allows for the added weight of suspension upgrades, bumpers, winches, and larger tires
- Improved caster angle for lifted Jeeps®
 - Reduces "bump steer"
- Dana recommends using military-tested and approved 75W-140 synthetic lube (not included)
 - Provides premium performance and reliability in the toughest environments



Built with genuine Spicer products.

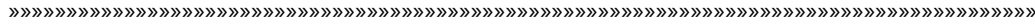
SPICER



DIFF CARRIER CASE ASSEMBLIES



Made in USA



Strength and Durability Across Multiple Configurations.

For years, Spicer® differential case assemblies have delivered an effective solution across a range of applications, and we have made continuous improvements to ensure even better performance.

- Near-net formed spider gears engineered to be stronger than ever
- Assembly case built from a stronger grade of steel
- Available for open and limited slip differentials
- Built to meet OE standards set by Dana

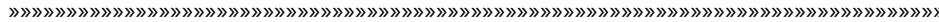
**COMPLETE
LOADED
ASSEMBLY**



SVL®



DIFFERENTIAL ASSEMBLY CASE



Coverage for All Makes of Vehicles.

With SVL differential cases, you now have everything you need to replace your differential—and rest assured that your parts are backed by the global leader, Dana. With coverage for all makes, you're sure to find a part that's right for your vehicle. Take advantage of the coverage, value, and performance that SVL offers.

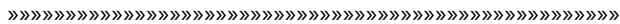
- Unloaded: available for open and limited slip differentials
- All-makes coverage



SPICER



INNER GEAR KIT



Near-Net Forged for Longer Life in Dana Axles.

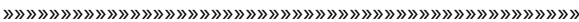
- Everything you need to rebuild your diff case
- The only inner gear kit engineered to Dana specifications
- Forged to ensure greater strength and increased durability, without the stress risers that come from cutting gears



SVL[®]



INNER GEAR KITS



All-Makes Coverage. A Complete Differential Case Rebuild. Backed by Dana.

With SVL inner gear kits, you can get everything you need to rebuild your diff case, and you can rest assured that the parts you purchase are backed by Dana, the worldwide leader in driveline components. Save time and money by ordering all your parts from one supplier, and take advantage of the coverage, value, and performance that SVL is known for.



Features and Benefits:

- Phosphate coating on cross shaft
- Statistically controlled heat treating
- Product analysis
- Testing to meet aftermarket specifications for:
 - Case depth
 - Core hardness
 - Microstructure
 - Materials
 - Coatings

Parts include:

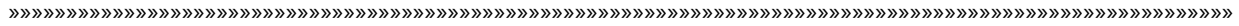
- Diff gears
- Side gears
- Hardware
- Thrust washers
- Cross shaft



SPICER



THIRD MEMBER FOR FORD 9" APPLICATIONS



Two Options. One Brand. Maximum Performance.

Wherever limits are tested, Dana is there with products engineered to meet the needs of off-roaders, racers, and more. We offer Spicer® parts designed to deliver the strength, power, and endurance that give performance vehicle drivers a competitive edge. The Spicer third member is one more example, with two quick-exchange options for your specific requirements.

Choose from: Aluminum construction

- Built from premium-grade aluminum
- Lightweight for circle track, street rod, and other racing applications

Nodular iron construction

- Heavy-duty iron



Both offer: Fill plug

- Built-in solution for easy maintenance

Billet adjuster nut

- Provides increased durability and strength

High-performance reusable gaskets


- Anti-stick coating on outside
- Woven steel core at the center
- Teflon coated for clean release



SPICER



SPICER LIFE SERIES® (SPL®) PREMIUM PERFORMANCE U-JOINT PACKS



Spicer® Parts Are There When You Hit The Trail—And When The Trail Hits Back.

No matter what conditions you throw at your 4WD vehicle, trust Spicer SPL® u-joints. SPL u-joints are designed for premium performance and include triple-lip seals for ultimate protection against the elements. The Spicer SPL Premium Performance Packs include one of each u-joint in your driveline, so you always have what you need when you are on the trail.



SPICER



DRIVESHAFTS FOR JEEP



Made in USA

Greater Strength. Less Vibration. Direct-Fit.

Get the direct drop-in replacement for your driveshaft.

- Featuring a thicker tube for added strength
- One-piece flange eliminates run-out and the need for an adapter
- Improved clearance to exhaust due to smaller diameter
- Slip length designed for a 2" to 4" vehicle lift
- Includes transercase, half-round conversion yoke and hardware



Direct-fit, bolt-in replacement

SPICER



ONE-PIECE ALUMINUM DRIVESHAFTS FOR THE FORD MUSTANG



Made in USA

Lighter Weight for a Smoother, Quieter Ride.

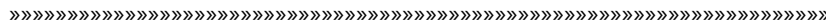
- Reduces overall weight and rotating mass of the driveline for better acceleration
- Eliminates the need for a center bearing
- Bolts directly to the OE Mustang flange, with no need for an adapter
- Available in 3.5" and 4" diameters
- 4" diameter allows for higher RPMs with less noise, vibration, and harshness
- Includes hardware



SPICER



PERFORMANCE SPOOLS



Spicer Parts. Built Tough for the Performance Market.

Spicer performance spools offer tremendous advantages for racing enthusiasts and hardcore off-roaders, providing features and benefits that standard differentials cannot offer. Spicer performance spools replace the need for a differential case, thus eliminating failures from high-torque, high-impact situations.

Forged from chromoly 4130 steel

- Provides optimal strength

Heat treated and metallurgically tested

- Ensures ideal hardness for performance applications

Available in lightweight versions

- Delivers lighter rotating mass

Available for all makes

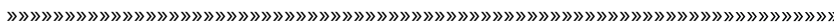


Spicer spools are not recommended for everyday street driving, but they offer incredible benefits in performance applications.

SPICER



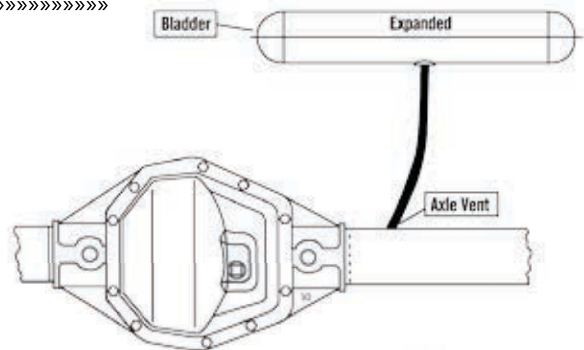
AXLE VENT BLADDER KIT



Quick Solutions. Spicer Quality.

Spicer axle vent bladder kits protect your axle and the environment whether you are off-road or on the track. As oil and vapor expand in your carrier, the axle vent bladder captures any oil blow-out and returns it to the axle.

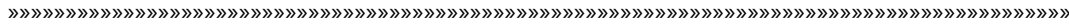
- Engineered for a universal fit
- Designed to recirculate oil back to your axle
- Protects your axle from water and mud off-road



Spicer Part Number	Description	Applications
2022623	Axle Vent Bladder Kit	Universal



COMMON U-JOINT KITS BY SERIES



Once you've determined the driveshaft/u-joint series, the chart below provides options for easily identifying the appropriate Spicer® u-joint kit part number.

Vehicle Type	Driveshaft Series	Spicer® Service Kit (Greaseable unless noted)	Spicer Life® OE Kit (Greaseable)	Spicer Life® OE Kit (Non-Greaseable)
Light & Medium Vehicles	1210	5-443X	-	-
	1310	5-153X	5-1310-1X**	5-1310X
	1310 aluminum	-	-	5-3613X†
	1310/7260*	-	-	5-788X
	1310 (Wheel Joint)	-	-	5-760X
	1310SPEC	5-1201X	-	5-7439X
	1330	5-213X	5-1330-1X**	5-1330X
	1330 aluminum	-	-	5-3614X†
	1330SPEC	5-1204X	-	5-7438X
	1330/S44*	5-212X	-	5-793X
	1330/7290*	-	-	5-7437X
	1350	5-178X	5-1350-1X**	5-1350X
	1350 (Wheel Joint)*	--	-	5-7166X
	1350/SPL30 aluminum	-	-	5-3615X†
	1350 x S44*	5-3205X	-	-
	1355 AAM*	5-3208X ***	-	-
	1410	5-160X	5-1410-1X**	5-1410X
	1410 aluminum	-	-	5-3616X†
	1415 AAM*	5-3207X***	-	-
	1480/SPL55	5-188X	SPL55-1X	SPL55X
	1480/SPL55 (Wheel Joint)*	-	SPL55-4X	SPL55-3X
	1485 AAM*	5-3206X***	-	-
	1485 AAM (Wheel Joint)*	-	-	5006813
	1550/SPL70	5-155X	SPL70-1X	SPL70X
	SPL70 (Wheel Joint)*	-	SPL70-4X	-
	7260*	5-1306X	-	5-789X
	7290*	5-1309X	-	5-811X
	S44*	5-3147X	-	5-795X
Commercial Vehicles	SPL90/SPL100	-	SPL100-1X	-
	SPL140	-	SPL140X	-
	SPL170	-	SPL170-4X	SPL170-SF4X
	SPL250	-	SPL250-3X	SPL250-SF3X
	SPL350	-	SPL350X	SPL350SFX
	1610 (Full Round)	5-279X	-	-
	1610 (Half Round)	5-674X	-	-
	1650	5-165X	-	-
	1710 (Full Round)	5-280X	-	-
	1710 (Half Round)	5-675X	-	-
	1760 (Full Round)	5-407X	-	-
	1760 (Half Round)	5-677X	-	-
	1800 (Full Round)	5-124X	-	-
	1810 (Full Round)	5-281X	-	-
	1810 (Half Round)	5-676X	-	-
	1880 (Full Round)	5-308X	-	-

* Wheel joint or non-Spicer series - will not be on yoke ruler. Identify u-joint kit using Spicer K-350 Catalog. ** Zerk in Cap ***Non-Greaseable
 † Used in aluminum driveshafts. U-joint has coated caps.

SPICER®MADE IN THE U.S.A.
Genuine
DANA
CRATE AXLES**SVL®**

Table of Contents

Axle General Information.....	2	Dana 70™	52
AMC Model 20	4	Dana 80™	56
Chrysler 7.25" Rear.....	5	Ford 7.5"	59
Chrysler 8.25" Rear.....	6	Ford 8.0"	60
Chrysler 8.75"	7	Ford 8.8"	61
Chrysler 9.25" Rear.....	8	Ford 8.8" Reverse Front.....	64
Chrysler 9.25" Front (American Axle).....	9	Ford 9"	65
Dana 30™ Std. Rotation (181 MM).....	10	Ford 9.75"	67
Dana 30™ Reverse Rotation (181 MM).....	12	Ford 10.25"/10.5"	69
Dana 30™ TJ/XJ/ZJ/WJ Front (181 MM) Short Pinion	15	GM 7.5" / 7.6"	70
Dana Super 30™ JK Front (186MM)	18	GM 8.2" 10 Bolt.....	72
Dana 35™ Rear (194MM).....	21	GM 8.25" IFS	73
Dana 205™ Front Nissan	24	GM 55 Passenger Cars (1955-64).....	73
Dana 44™ Reverse Rotation Front (216MM)	25	GM 8.5" & GM 8.6" 10 Bolt	74
Dana 44™ JK Front (216MM).....	27	GM 8.875" 12 Bolt Car	77
Dana 44™ (216MM)	30	GM 8.875" 12 Bolt Truck.....	78
Dana Super 44™ JK Rear (226MM).....	35	GM 9.25" IFS Front (2010 & Down).....	79
Dana 44™ Rear (WK WJ XK).....	37	GM 9.5" Rear	80
Dana 44™ Nissan.....	39	GM 10.5" 14 Bolt.....	81
Dana 50™	40	GM 11.5" AAM.....	83
Dana 60™ Std. Rotation	42	Toyota 7.5" Standard Rotation	84
Dana 60™ Reverse Rotation	45	Toyota 8" 4 Cyl.....	85
The Ultimate Dana 60™ - JK.....	49	Toyota V6 Truck & Tacoma w/OEM Locking Diff. ...	86
Dana 61™	51	Toyota T100 & Tacoma w/o OEM Locking Diff. ...	86
		Toyota 9.5" Landcruiser Standard Rotation	87

DISCLAIMER

WHILE EVERY EFFORT HAS BEEN MADE TO PROVIDE ACCURATE INFORMATION, NO GUARANTEE IS IMPOSED OR IMPLIED AS TO THE ACCURACY OF THE INFORMATION PROVIDED IN THIS PUBLICATION. DANA LIMITED IS NOT RESPONSIBLE FOR TYPOGRAPHICAL OR PICTORAL ERRORS. NO REPRESENTATION IS MADE IN REGARD TO THE SOURCE OF MANUFACTURE OF ANY SPECIFIC COMPONENT. COMPONENTS LISTED IN THIS PUBLICATION ARE NOT NECESSARILY MANUFACTURED BY THE ORIGINAL EQUIP-MENT MANUFACTURER. ACTUAL PRODUCTS SUPPLIED MAY VARY. WE WILL MAKE EVERY EFFORT TO PROVIDE YOU THE MOST ACCURATE, UP TO DATE INFORMATION; HOWEVER, IT IS ULTIMATELY YOUR RESPONSIBILITY, AS A USER, TO VERIFY THAT ALL DETAILS LISTED ARE ACCURATE.

TRADEMARKS

REFERENCE TO COMPONENT NUMBERS OR TRADEMARKS OF OTHER COMPANIES ARE INTENDED ONLY FOR CROSS REFERENCE INFORMATIONAL PURPOSES. TRADEMARKS OF OTHER COMPANIES REFERRED TO IN THIS PUBLICATION (CHRYSLER®, FORD®, GM®, TOYOTA®), ARE SOLE PROPERTY OF THEIR RESPECTIVE ORGANIZATIONS AND ARE NOT AFFILIATED IN ANY WAY WITH DANA LIMITED®. DRAWINGS ARE PROVIDED FOR ILLUSTRATIVE PURPOSES ONLY.

Axle General Information

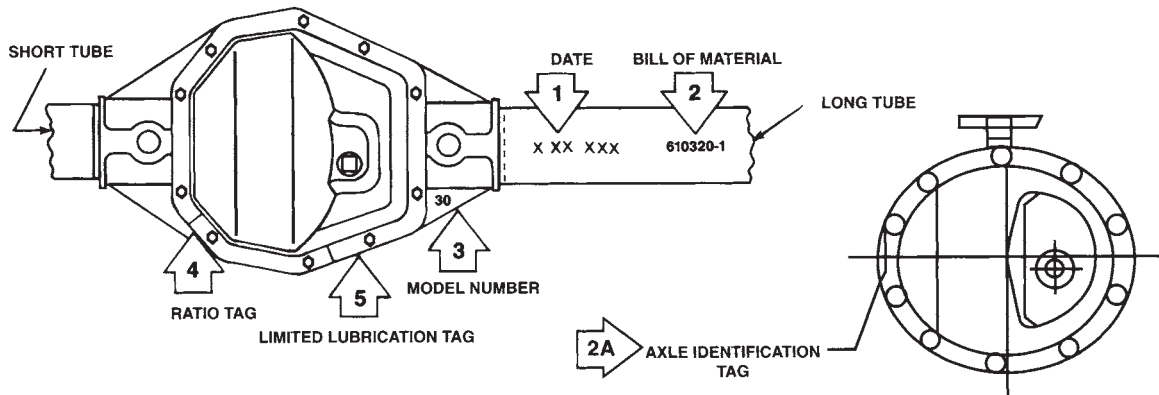
How To Identify A Spicer Axle

All Spicer Carrier Type axles are identified with a manufacturing date (1) and Bill of Material number (2) stamped on the right or left hand tube on driving axles. The Bill of Material number may also be found on the carrier in some models as shown in illustration (2A). For independent front suspension (IFS) axles, the B/M number may be located at one of three locations: 1) A vertically positioned tag near the center of the right hand side support arm, 2) stamped into the left hand side support arm (opposite end of the camber adjuster), or 3) stamped into the "nose end" of the axle carrier. The location of the information will depend on the manufacturing date of the axle.

The axle model number will be cast into one of the webs as shown (3), or it can be on the nose.

Each axle contains a gear ratio tag (4), and if the axle is equipped with a limited slip differential, it will have a tag specifying the type of limited slip lubricant to be used (5).

Refer to the appropriate model number section for parts identification and a breakdown of the Bill of Material.



How To Change Gear Ratios

To increase or decrease a gear ratio, there are certain steps that must be taken. The differential case depends upon the ratio desired. For each axle model, there is a high-ratio and a low-ratio case as illustrated below:

Axle Model	Low Ratio Case	High Ratio Case	Axle Model	Low Ratio Case
High Ratio Case				
Model 27	3.73 and Down	3.92 and Up	Model 50	—
Model 28	3.45 and Down	3.73 and Up	Model 60	4.56 and Up
Model 28 IFS Aerostar	2.27, 3.73	—	Model 61	
Model 30	3.55 and Down	3.73 and Up	Semi Float	3.00 and 3.07 only
Model 35	2.35 only	—	Model 61	
Model 35	2.73 - 3.31	3.54 and Up	Full Float	3.31 and Down
Model 36 ICA	2.73 and Down	3.07 and Up	Model 70	4.10 and Down
Model 44	3.73 and Down	3.92 and Up	Model 70-3HD	3.42 and Down
Model 44 ICA			Model 70-2UA	3.07 only
1984 & earlier	3.73 and Down	3.92 and Up	Model 80	3.73 and Down
Model 44 ICA				4.10 and Up
1985 & later	2.87 and Down	3.07 and Up		

Example - If you have a model 44 Rear Axle with a 3.54 ratio and wish to change to a 3.73 ratio, you change only the ring gear and pinion assembly. If you change the ratio to a 4.09, you must change to a high-ratio case in addition to changing the ring gear and pinion. The application section will show you what case to use. When the vehicle is equipped with both front and rear driving axles, the gear ratios must be the same in both axles. **The drive gear screws are self-locking and must be replaced with new screws each time that they are removed.**

How Limited Slip Differentials Operate

A conventional differential transmits all the ring gear torque through the differential gears to the axle shafts. Torque is at all times equal on the axle shafts, and if one wheel slips, the other wheel can only put out as much torque as the slipping wheel.

The Spicer Limited Slip differential has the same power flow as a conventional differential, plus a more direct flow which automatically takes effect as driving conditions demand. This more direct power flow is from the differential case to each axle shaft through a clutch plate and disc arrangement.

Arrangement of these plates and discs is at the option of the vehicle manufacturer, so care should be taken during disassembly to note the arrangement of these components.

The Limited Slip construction permits differential action when required for turning corners and transmits equal torque to both wheels when driving straight ahead. However, when one wheel tries to spin due to leaving the ground, a patch of ice, etc., the clutch packs automatically provide more torque to the wheel which is not trying to spin.

The Limited Slip differential resists wheel spin on bumpy roads and provides more pulling power when one wheel tries to slip. In many cases of differences in traction, pulling power will be automatically provided until both wheels start to slip.

In diagnosis of vehicle operators' complaints, it is important to recognize two things.


1. If, with unequal traction, both wheels slip, the Limited Slip Differential has done all it can possibly do.
2. In extreme cases of differences in traction, the wheel with the least traction may spin after the Limited Slip has transferred as much torque as possible to the non-slipping wheel.

How To Distinguish a Powr-Lok™ from a Trac-Lok™


All Models **except Models 70/267 and 80/286**: The Powr-Lok design is identified by its 2-piece case. The Trac-Lok design is identified by its 1-piece case.

Models 70/267 and 80/286 only: Both the Powr-Lok and the Trac-Lok use 2-piece cases in the model 70 (267) and 80 (286) axle. The difference between the two is in the shape of the holes for the cross shaft. The Powr-Lok case will have cross shaft holes that are "U" shaped in one case half and "V" shaped in the other case half. The Trac-Lok case will have cross shaft holes that are semicircles in both case halves.

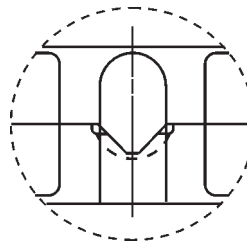
Model 80/286 only: It is also possible to replace an existing Powr-Lok unit with a complete Trac-Lok unit. For this purpose, the differential case assembly must be replaced.



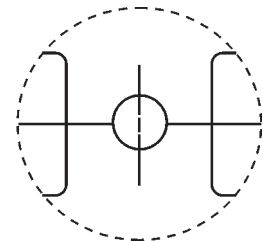
POWR-LOK™
2-Piece Case
4 Pinion Mate Gears



TRAC-LOK™
1 or 2-Piece Case
2 or 4 Pinion Mate Gears



Cross shaft view
of a Model 80
Powr-Lok case



Cross shaft view
of a Model 80
Trac-Lok case

SPICER[®]



MADE IN THE U.S.A.
Genuine
DANA
CRATE AXLES


SVL[®]



AMC Model 20

Applications

Year	Make	Model
1968-70	AMC	AMX
1978-79	AMC	Concord
1970-77	AMC	Hornet
1967-74	AMC	Javelin
1971-78	AMC	Matador
1975-80	AMC	Pacer
1976-83	Jeep	CJ5
1976-86	Jeep	CJ7
1981-86	Jeep	CJ8
1976-86	Jeep	J10
1979-86	Jeep	Wagoneer



Spools

Description	Spicer Part No.
AMC Model 20 3.08 & Up, 29 Spline	2022497

Misc. Components

Description	Spicer Part No.
Friction Modifier/POSI Additive	43161
RTV Sealant (2.8 oz.)	38615

SPICER®



MADE IN THE U.S.A.
Genuine

DANA
CRATE AXLES


SVL®



Chrysler 7.25" Rear

Applications

Year	Make	Model
1980-83	Chrysler	Cordoba
1983-89	Chrysler	Fifth Avenue
1977-81	Chrysler	LeBaron
1982-83	Chrysler	New Yorker
1976-79	Dodge	Aspen
1970-71	Dodge	Challenger
1968-71	Dodge	Charger
1966-71	Dodge	Coronet
1987-96	Dodge	Dakota
1963-72	Dodge	Dart
1977-89	Dodge	Diplomat
1980-83	Dodge	Mirada
1979-81	Dodge	St. Regis
1964-71	Plymouth	Barracuda
1966-70	Plymouth	Belvedere
1982-89	Plymouth	Gran Fury
1966-71	Plymouth	Satellite
1960-76	Plymouth	Valiant
1976-80	Plymouth	Volare



Differential Rebuild Kits

Description	Spicer Part No.
Standard Differential Rebuild Kits	10024019
Master Overhaul Kit	10024020

Misc. Components


Description	Spicer Part No.
Friction Modifier/POSI Additive	43161
RTV Sealant (2.8 oz.)	38615



Chrysler 8.25" Rear

Applications

Year	Make	Model
1970-80	Dodge	B100
1981-94	Dodge	B150
1995-98	Dodge	B1500
1981-94	Dodge	B250
1995-95	Dodge	B2500
1968-75	Dodge	Charger
1963-76	Dodge	Coronet
1970-79	Dodge	D100 2WD
1976-93	Dodge	D150 2WD
1970-80	Dodge	D200 2WD
1987-04	Dodge	Dakota
1966-76	Dodge	Dart
1998-04	Dodge	Durango
2007-11	Dodge	Nitro
1994-04	Dodge	Ram 1500
1997-01	Dodge	Ram 2500
1970-89	Dodge	W100 4WD
1977-93	Dodge	W150 4WD
1991-92	Jeep	Comanche
2002-04	Jeep	Liberty
1991-01	Jeep	Cherokee (XJ)
1964-74	Plymouth	Barracuda
1970-76	Plymouth	Duster
1966-78	Plymouth	Fury
1968-71	Plymouth	GTX
1968-80	Plymouth	Road Runner
1965-74	Plymouth	Satellite



Ring & Pinions

Ratio	SVL Part No.
3.55	10009172
3.73	10009173
4.88	10009174

Differential Rebuild Kits

Description	Spicer Part No.
Standard Differential Rebuild Kits	10024021
Master Overhaul Kit	10024022

Differential Carrier Case Kits

Description	Spicer Part No.
Trac Lok Limited Slip 2.56 & Up (27 Spline)	75101X
Trac Lok Limited Slip 2.56 & Up (29 Spline)	84852

All cases come loaded with gearing unless otherwise noted.

Misc. Components


Description	Spicer Part No.
Friction Modifier/POSI Additive	43161
RTV Sealant (2.8 oz.)	38615
Trac Lok Clutch Kit	701046X
Pinion Yoke - 1310 Strap	2-70-18X

SPICER®MADE IN THE U.S.A.
GenuineDANA
CRATE AXLES**SVL®**

Chrysler 8.75"

Applications

Year	Make	Model
1961-73	Chrysler	Imperial
1961-73	Chrysler	New Yorker
1970-73	Dodge	B100 Van
1970-73	Dodge	Challenger
1966-73	Dodge	Charger
1963-73	Dodge	Coronet
1961-73	Dodge	Dart
1961-73	Dodge	Ram Van 1500
1964-73	Plymouth	Barracuda
1970-73	Plymouth	Duster
1961-73	Plymouth	Fury
1967-71	Plymouth	GTX
1968-73	Plymouth	Road Runner
1965-73	Plymouth	Satellite



Differential Rebuild Kits

Standard Differential Rebuild Kits

Description	Spicer Part No.
w/1.75" Pinion Shaft O.D.	10024014
w/1.875" Pinion Shaft O.D.	10024016

Master Overhaul Kit

Description	Spicer Part No.
w/1.75" Pinion Shaft O.D.	10024015
w/1.875" Pinion Shaft O.D.	10024017

Spools

Description	Spicer Part No.
30 Spline	2022497

Misc. Components


Description	Spicer Part No.
Friction Modifier/POSI Additive	43161
RTV Sealant (2.8 oz.)	38615



Chrysler 9.25" Rear

Applications

Year	Make	Model
1974 & Up	Dodge	W100/150
1974 & Up	Dodge	W200/250
1974 & Up	Dodge	D300/350
1974 & Up	Dodge	Ramcharger
1998 & Up	Dodge	Dakota V8
1997 & Up	Dodge	Durango



Ring & Pinions

Ratio	SVL Part No.	Application Notes
3.55	2020609	Fits 74 - 2010
3.55	10006350*	Fits 74 - Present
3.90	2020612	Fits 74 - 2010
3.92	10004209*	Fits 74 - Present
4.10	10004205*	Fits 74 - Present

*Dual Drilled

Differential Rebuild Kits

Description	Spicer Part No.
Standard Differential Rebuild Kits	10024023
Master Overhaul Kit	10024024

Axle Shafts

Application	SVL Part No.		SVL Part No.	
	Right	Spline Length (in)	Left	Spline Length (in)
84-93 Dodge Ram Charger	2022604	31 31.63"	2022604	31 31.63"
94-06 Ram 1500	2022617	31 34.06"	2022617	31 34.06"
97-04 Dakota/Durango	2022642-2	31 33.50"	2022642-1	31 33.32"

Differential Carrier Cases

Description	Spicer Part No.	SVL Part No.
Trac Lok Limited Slip (31 Spline) Loaded Assy	80754	-
Open/Std Case, 2010 & down (Unloaded)	-	10019421

Carrier Case Inner Gear Kits

Description	SVL Part No.
Chrysler 9.25" (31 Spline) Open Differential	2023889

Differential Cover Gaskets

Description	Spicer Part No.
High Performance / Reusable	RD52006

Misc. Components


Description	Spicer Part No.
Trac Lok Clutch Kit	708203
Friction Modifier/POSI Additive	43161
RTV Sealant (2.8 oz.)	38615

SPICER®MADE IN THE U.S.A.
Genuine
DANA
CRATE AXLES**SVL®**

Chrysler 9.25" Front (American Axle)

Applications

Year	Make	Model
2006-13	Dodge	Ram 1500 (Front)
2003-14	Dodge	Ram 2500 (Front)
2003-14	Dodge	Ram 3500 (Front)
2005-12	Dodge	Power Wagon



Differential Carrier Case Kits

Description	SVL Part No.
Std/Open 3.42 & Up (Unloaded Case)	10019420

Chromoly Front Axle Shafts - (Inners/Outers)


Application	Location	Position	SplineLength (in)		WJ-Joint Part No.	Spicer Part No.
03-08 Ram 2500 4WD & 3500 4WDOuter	RH/LH	33	7.38	5-3212X	10031870
03-09 Ram 2500 4WD & 3500 4WDInner	RH	33	38.06	5-3212X	10031871
03-09 Ram 2500 4WD & 3500 4WDInner	LH	33	19.58	5-3212X	10031872

Misc. Components

Description	Spicer Part No.
Friction Modifier/POSI Additive	43161
RTV Sealant (2.8 oz.)	38615

SPICER®MADE IN THE U.S.A.
Genuine
DANA
CRATE AXLES**SVL®****Dana 30™ Std. Rotation (181 MM)****Applications**

Year	Make	Model
1980-87	AMC	Eagle
1967-71	Ford	Bronco
1971-86	Jeep	CJ
1992-96	Jeep	Grand Cherokee (ZJ)

**Ring & Pinions**

Ratio	Spicer Part No.	SVL Part No.
3.54	29376-5X^	2020585
3.55	707300-4X*(a)	
3.73	706503-3X*	2020584
3.73	707300-5X*(a)	
4.10	23721-5X^	2020819
4.27	706503-8X*	10004575
4.56	-	2020816
4.88	-	2020822
5.38	70289-5X^	10004578

* Includes HDW, Bearings, Seals, Shims, Spacer

^ Includes Nut and Ring Gear Bolts

(a) Fits Grand Cherokee ZJ Only

Differential Rebuild Kits**92-94 Grand Cherokee**

Description	Spicer Part No.
Standard Differential Rebuild Kits	2017365
Master Overhaul Kit	2017382

Chromoly Axle Shafts - (Inners/Outers)

Application	Spline	Length (in)	Spicer Part No.
72-81 CJ5, 76-81 CJ7 (LH Inner)	27	27.01"	10007766
72-81 CJ5, 76-81 CJ7 (RH Inner).....	27	14.13"	10007770
72-83 CJ5, 76-86 CJ7, 71-80 Scout (Outer).....	27	8.72"	10007804
82-83 CJ5, 82-86 CJ7 (LH Inner)	27	28.69"	10007775
82-83 CJ5, 82-86 CJ7 (RH Inner).....	27	15.79"	10007777

Differential Carrier Case Kits

Description	Spicer Part No.
Standard Diff. 3.73 & Up	708115
Standard Diff. 3.73 & Up (Unloaded Case)	706008X
Standard Diff. 3.54 & Down	706003X
Standard Diff. 3.54 & Down (Unloaded Case)	706007X

All cases come loaded with gearing unless otherwise noted.

Carrier Case Inner Gear Kits

Description	Spicer Part No.	SVL Part No.
Dana 30™ (27 Spline) Open Differential	706010X	10020714

Differential Cover Kits

Description	Spicer Part No.
Stamped Steel Cover Kit (w/HDW)	2007503
Nodular Iron - Performance (w/HDW & Performance Gasket)	10023534



Dana 30™ Std. Rotation (181 MM) (Continued)

Differential Cover Gaskets

Description	Spicer Part No.
High Performance / Reusable	RD52001
Genuine Spicer OE Style	34684
RTV Sealant (2.8 oz.)	38615

U-Joints & Kits

Spicer Life Series (SPL) Premium Performance U-Joint Packs

Application	Spicer Part No.
68-78 CJ5/CJ7/CJ8 (w/o CV Front Driveshaft).....	SPL1026JK
82-86 CJ5/CJ7/CJ8 (w/ CV Front Driveshaft).....	SPL1027JK
94-98 Grand Cherokee (ZJ) w/ Two Inside & Two Outside Snap Rings.....	SPL1013JK
94-98 Grand Cherokee (ZJ) w/ Four Outside Snap Rings	SPL1014JK
94-98 Grand Cherokee (ZJ) w/ Four Inside Snap Rings (7290 Series).....	SPL1015JK

Axle Shaft U-Joint

Description	Spicer Part No.
Premium Spicer Life Series (1310)	5-760X
Genuine Spicer (1310)	5-260X
SVL (1310)	15-260X

Ball Joints

Description	Spicer Part No.
Ball Joint Kit (Upper/Lower Per Side)	706116X
Upper Ball Joint	40112
Lower Ball Joint	40113

Misc. Components

Description	Spicer Part No.	Description	Spicer Part No.
Friction Modifier/POSI Additive	43161	Carrier Cover Bolts	34279
RTV Sealant (2.8 oz.)	38615	Differential Bearing Kit	706016X
Inner Pinion Bearing Kit	706015X	Differential Bearing Shim Kit	706937X
Diff & Pinion Bearing Shim Kit	706938X	Ring Gear Bolt	41221
Pinion Bearing Shim Kit	706936X	Inner Axle Seal	46470
Baffle - Pinion Bearing	32349	Knuckle Bolt	36326-1
Outer Pinion Bearing Kit	706030X	Slinger - Spindle Yoke (Inner)	35168
Slinger - Outer Pinion Bearing	13575	Slinger - Spindle Yoke (Outer)	36364
Pinion Oil Seal	44895	Spindle Seal & Bearing Kit	706527X
Pinion Yoke Assy.	2-4-8091-1X	Spindle Seal (Inner)	36361
Slinger - End Yoke	41498	Axle Shaft Seal (vee block)	38128
Pinion Nut Washer	30186	Spacer - Wheel Bearing Spindle	38106
Pinion Nut	30185	Outer Wheel Bearing Kit	706111X

U-Joint Hardware


Description	Spicer Part No.
1310 Series - U Bolt Style	2-94-28X
1210/1310/1330 Series - Bolt & Strap	2-70-18X
1330 Series - Bolt & Strap	2-70-28X
1350 Series - Bolt & Strap	3-70-28X



Dana 30™ Reverse Rotation (181 MM)

Applications

Year	Make	Model
1987-96	Jeep	Wrangler YJ
1984-99	Jeep	Cherokee XJ



Ring & Pinions

Ratio	Spicer Part No.	SVL Part No.
3.07	706930-2X*	2020588
3.54	706930-8X*	-
3.73	706930-5X*	2020834
4.10	706930-4X*	2020837
4.56	706930-6X*	2020826
4.88	-	2020831

* Includes HDW, Bearings, Seals, Shims, Spacer
^ Includes Nut and Ring Gear Bolts

Differential Rebuild Kits

87-96 Wrangler YJ, 87-00 Cherokee XJ

Description	Spicer Part No.
Standard Differential Rebuild Kits	2017361
Master Overhaul Kit	2017371

Axle Shafts

Application	Spicer Part No. Right	Spicer Part No. Left
86-96 Wrangler YJ, 87-92 Cherokee w/o ABS, w/Disconnect (Shaft & Joint Assy).....	75588-1X	75814-1X
93-96 Wrangler YJ w/ ABS, w/Disconnect (Shaft & Joint Assy)	75589-1X	75815-1X
86-96 Wrangler YJ, 84-01 Cherokee XJ w/o Disconnect (Shaft & Joint Assy).....	75814-2X	75814-1X
86-96 Wrangler YJ, 87-92 Cherokee (Outer - Tone Ring Sold Separate)	43205	43205
86-96 Wrangler YJ, 87-92 Cherokee w/Disconnect (Inner).....	75527-1X	73898-1X
86-96 Wrangler YJ, 84-01 Cherokee XJ w/o Disconnect (Inner).....	73898-2X	75814-1X

Chromoly Axle Shafts - (Inners/Outers)

Application	Spline	Length (in)	Spicer Part No.
97-06 Wrangler TJ, 84-01 Cherokee XJ, 87-95 Wrangler YJ (LH Inner)	27	16.61"	10007743
97-06 Wrangler TJ, 84-01 Cherokee XJ, 87-95 Wrangler YJ (RH Inner)	27	32.36"	10007744
97-06 Wrangler TJ, 03-06 Wrangler TJ Rubicon, 84-01 Cherokee XJ, 87-95 Wrangler YJ (Outer).....	27	6.10"	10007747
97-06 Wrangler TJ, 84-01 Cherokee, 87-95 Wrangler YJ (Designed for applications converting to manual locking hubs only)	27	8.31"	10007742

Differential Carrier Case Kits

Application	Description	Loaded Assy Kit Spicer Part No.	Case Kit Only Spicer Part No.
86-89 Wrangler YJ, 84-89 Cherokee XJ	Standard Diff. 3.73 & Up	-	706934X
90-96 Wrangler YJ, 90-98 Cherokee XJ	Standard Diff. 3.73 & Up	707159X	706934X
86-89 Wrangler YJ, 84-89 Cherokee XJ	Standard Diff. 3.54 & Down	-	706933X
90-96 Wrangler YJ, 90-98 Cherokee XJ	Standard Diff. 3.54 & Down	2002913	706933X

SPICER®MADE IN THE U.S.A.
Genuine
DANA
CRATE AXLES**SVL®****Dana 30™ Reverse Rotation (181 MM) (Continued)****Spicer Carrier Case Inner Gear Kits****Application****Spicer Part No.**

86-89 Wrangler YJ, 84-89 Cherokee XJ (Open/Std. - 27 Spline).....706935X

90-96 Wrangler YJ, 90-98 Cherokee XJ (Open/Std. - 27 Spline).....2002914

SVL Carrier Case Inner Gear Kits**Description****SVL Part No.**

Dana 30™ (27 Spline) Open Differential

10020714

Differential Cover Kits**Description****Spicer Part No.**

Stamped Steel Cover Kit (w/HDW)

707180X

Nodular Iron - Performance (w/HDW & Performance Gasket)

10023534

Differential Cover Gaskets**Description****Spicer Part No.**

High Performance / Reusable

RD52001

Genuine Spicer OE Style

34684

RTV Sealant (2.8 oz.)

38615

U-Joints & Kits**Spicer Life Series (SPL) Premium Performance U-Joint Packs****Application****Spicer Part No.**

87-95 Wrangler (YJ) SPL1026JK

84-85 Cherokee (XJ) SPL1026JK

87-93 Cherokee (XJ) w/o CV Front Driveshaft..... SPL1026JK

87-93 Cherokee (XJ) w/ CV Front Driveshaft SPL1027JK

95-98 Cherokee (XJ) w/Two inside & Two Outside Snap Rings..... SPL1013JK

95-98 Cherokee (XJ) w/Four Outside Snap Rings SPL1014JK

95-98 Cherokee (XJ) w/Four Inside Snap Rings (7290 Series) SPL1015JK

99-01 Cherokee (XJ) w/Automatic..... SPL1014JK

Axle Shaft U-Joint**Description****Spicer Part No.**

Premium Spicer Life Series (1310)

5-760X

Genuine Spicer (1310)

5-260X

SVL (1310)

15-260X

Ball Joints**Description****Spicer Part No.**

Ball Joint Kit (Upper/Lower Per Side)

706944X

Upper Ball Joint


40583

Lower Ball Joint

40916

**Dana 30™ Reverse Rotation (181 MM) (Continued)****Misc. Components**

Description	Spicer Part No.
Friction Modifier/POSI Additive	43161
RTV Sealant (2.8 oz.)	38615
Inner Pinion Bearing Kit	706015X
Diff & Pinion Bearing Shim Kit	706938X
Pinion Bearing Shim Kit	706936X
Baffle - Pinion Bearing	32349
Outer Pinion Bearing Kit	706030X
Slinger - Outer Pinion Bearing	13575
Pinion Oil Seal	44895
Pinion Yoke Assy	2-4-6561-1
Slinger - End Yoke	41498
Pinion Nut Washer	30186
Pinion Nut	30185
Carrier Cover Bolts	34279
Differential Bearing Kit	706016X
Differential Bearing Shim Kit	706937X
Ring Gear Bolt	41221
Inner Axle Seal	46470
Slinger-ABS Tone Ring (Exc. 94-96 YJ)	40589
Slinger-ABS Tone Ring (94-96 YJ)	46988
4WD Air Actuator Kit	707245X
Shift Fork Kit	706941X
Shift Fork Clip Kit	706824X
Shift Fork	42585
Disconnect Housing Cover Gasket	41494
Disconnect Shaft Seal	42500
Bushing - Disconnect Shaft	43342
Knuckle Bolt	41027

**U-Joint Hardware**


Description	Spicer Part No.
1310 Series - U Bolt Style	2-94-28X
1210/1310/1330 Series - Bolt & Strap	2-70-18X
1330 Series - Bolt & Strap	2-70-28X
1350 Series - Bolt & Strap	3-70-28X



Dana 30™ TJ/XJ/ZJ/WJ Front (181 MM) Short Pinion

Applications

Year	Make	Model
1997-05	Jeep	TJ
2000-05	Jeep	XJ
1996-98	Jeep	ZJ
1999-04	Jeep	WJ



Ring & Pinions

Ratio	Spicer Part No.	SVL Part No.
3.07	707344-2X*	-
3.55	707344-8X*	10001301
3.73	707344-11X*	2020840
4.10	707344-6X*	2020591
4.56	708132-5*	2020594
4.88	-	2020597

* Includes HDW, Bearings, Seals, Shims, Spacer

^ Includes Nut and Ring Gear Bolts

Differential Rebuild Kits

Standard Differential Rebuild Kits

Application	Spicer Part No.
97-01 Wrangler TJ & 00 Cherokee XJ	2017365
01 Cherokee XJ	2017369
02-06 Wrangler TJ	2017370

Master Overhaul Kit

Application	Spicer Part No.
97-01 Wrangler TJ & 00 Cherokee XJ	2017383
01 Cherokee XJ	2017380
02-06 Wrangler TJ	2017381

Axle Shafts

Application	Spicer Part No.
97-06 Wrangler TJ (Right Shaft & Joint Assy)	75814-2X
97-06 Wrangler TJ (Left Shaft & Joint Assy)	75814-1X
97-06 Jeep Wrangler TJ, 85-01 Cherokee, 94-98 Grand Cherokee (w/ABS), 86-94 Wrangler YJ, (Outer Stub)	43205
97-06 Wrangler TJ (Right Inner Shaft)	73898-2X
97-06 Wrangler TJ (Left Inner Shaft)	73898-1X

Chromoly Axle Shafts - (Inners/Outers)


Application	Spline	Length (in)	Spicer Part No.
97-06 Wrangler TJ (Left Inner Shaft)	27	16.61"	10007743
97-06 Wrangler TJ (Right Inner Shaft)	27	32.36"	10007744
97-06 Wrangler TJ, 03-06 Wrangler TJ Rubicon, 84-01 Cherokee XJ, 87-95 Wrangler YJ (Outer Front)	27	6.11"	10007747
97-06 Wrangler TJ, 84-01 Cherokee, 87-95 Wrangler YJ (Designed for applications converting to manual locking hubs only)	27	8.31"	10007742



Dana 30™ TJ/XJ/ZJ/WJ Front (181 MM) Short Pinion (Continued)

Differential Carrier Case Kits

Description	Spicer Part No.
Standard Diff. 3.73 & Up	707159X
Standard Diff. 3.73 & Up (Unloaded Case)	706008X
Standard Diff. 3.54 & Down	2002913
Standard Diff. 3.54 & Down (Unloaded Case)	706007X



Carrier Case Inner Gear Kits

Description	Spicer Part No.	SVL Part No.
Dana 30™ TJ Open/Std. (27 Spline)	2002914	-
Dana 30™ Open/Std. (27 Spline)	-	10020714

Differential Cover Kits

Description	Spicer Part No.
Stamped Steel Cover Kit (w/HDW)	2007353
Stamped Steel Cover Kit (w/HDW) WJ	707486X
Nodular Iron - Performance (w/HDW & Performance Gasket)	10023534

Differential Cover Gaskets

Description	Spicer Part No.
High Performance / Reusable	RD52001
Genuine Spicer OE Style	34684
RTV Sealant (2.8 oz.)	38615

U-Joints & Kits

Spicer Life Series (SPL) Premium Performance U-Joint Packs

Application	Spicer Part No.
84-85 Cherokee XJ.....	SPL1026JK
87-93 Cherokee XJ (All w/o CV front driveshaft).....	SPL1026JK
87-93 Cherokee XJ (All w/ CV front driveshaft).....	SPL1027JK
95-98 Cherokee XJ (w/ 2 inside and 2 outside snap rings).....	SPL1013JK
95-98 Cherokee XJ (w/4 outside snap rings).....	SPL1014JK
95-98 Cherokee XJ (w/4 inside snap rings, 7290 series).....	SPL1015JK
99-01 Cherokee XJ (w/ auto trans).....	SPL1014JK
94-98 Grand Cherokee ZJ (w/ 2 inside and 2 outside snap rings).....	SPL1013JK
94-98 Grand Cherokee ZJ (w/4 outside snap rings).....	SPL1014JK
94-98 Grand Cherokee ZJ (w/4 inside snap rings, 7290 series).....	SPL1015JK
99 Grand Cherokee WJ.....	SPL1014JK
00 Grand Cherokee WJ.....	SPL1016JK
01-03 Grand Cherokee WJ (4.7L engine wo/Selec-Trac).....	SPL1016JK
01-03 Grand Cherokee WJ (4.7L engine w/Selec-Trac).....	SPL1017JK
04 Grand Cherokee WJ (4.7L engine).....	SPL1016JK
97-98 Wrangler TJ.....	SPL1018JK
99-02 Wrangler TJ.....	SPL1014JK
03-04 Wrangler TJ (Exc. Rubicon).....	SPL1014JK
03-04 Wrangler TJ (Rubicon).....	SPL1019JK
05-06 Wrangler TJ (Exc. Rubicon).....	SPL1014JK
05-06 Wrangler (Rubicon 2 Door).....	SPL1019JK
05-06 Wrangler (Unlimited Rubicon).....	SPL1020JK

**Dana 30™ TJ/XJ/ZJ/WJ Front (181 MM) Short Pinion
(Continued)****Axle Shaft U-Joint**

Description	Spicer Part No.
Premium Spicer Life Series (1310)	5-760X
Genuine Spicer (1310)	5-260X
SVL (1310)	15-260X

Ball Joints

Description	Spicer Part No.
Ball Joint Kit (Upper/Lower Per Side)	706944X
Upper Ball Joint	40916
Lower Ball Joint	40583

Misc. Components

Description	Spicer Part No.
Friction Modifier/POSI Additive	43161
RTV Sealant (2.8 oz.)	38615
Inner Pinion Bearing Kit	706015X
Collapsible Spacer	50576
Outer Pinion Bearing Kit	706894X
Pinion Bearing Slinger - Outer	13575
Pinion Oil Seal (2001-06)	50660
Pinion Oil Seal (1996-00)	44895
End Yoke	2-4-6561-1
Pinion Nut	30185
Carrier Cover Bolts	34279
Differential Bearing Kit	706016X
Differential Bearing Shim Kit	701004X
Ring Gear Bolts	41221
Axle Shaft Nut	2002954
Axle Seal	46470
Knuckle Bolt	41027
Axle Shaft Dust Slinger	46849
Oil Slinger - Hub (w/o ABS)	46988
ABS Tone Ring	44646
Axle Nut	40598

Pinion Yokes

Description	Spicer Part No.
1310 Series - U Bolt Style	2-4-8091X
1310 Series - Bolt & Strap Style	2-4-8091-1X
1330 Series - Bolt & Strap Style	2-4-3581-1X

U-Joint Hardware


Description	Spicer Part No.
1310 Series - U Bolt Style	2-94-28X
1210/1310/1330 Series - Bolt & Strap	2-70-18X
1330 Series - Bolt & Strap	2-70-28X
1350 Series - Bolt & Strap	3-70-28X

SPICER®MADE IN THE U.S.A.
Genuine
DANA
CRATE AXLES**SVL®****Dana Super 30™ JK Front (186MM)****Applications**

Year	Make	Model
2007-15	Jeep	Wrangler

Ring & Pinions

Ratio	Spicer Part No.	SVL Part No.
3.73	2005021-5*	-
4.10	2005027-5*	-
4.56	10026645	10010173
4.88	10026639	10010176
5.13	10026642	10010179



* Includes Ring Gear Bolts & Pinion Nut

Differential Rebuild Kits**2007-15 Wrangler JK**

Description	Spicer Part No.
Standard Differential Rebuild Kits	2017366
Master Overhaul Kit	2017378

Axle Shafts - Upgraded Design

Application	Spicer Part No. Right	Spicer Part No. Left
07-15 Wrangler JK Rubicon (1350 Series).....	2014616-2	2014616-1

Chromoly Axle Shafts - (Inners/Outers)

Application	Location	Position	Spline Length (in)	U-Joint Part No.	SVL Part No.
07-15 Jeep Wrangler JK (1310 Series)	Outer	RH/LH	32 6.33"	5-760X	10014979
07-15 Jeep Wrangler JK (1350 Series)	Outer	RH/LH	32 6.33"	5-7166X	10015183
07-15 Jeep Wrangler JK (1310 Series)	Inner	LH	27 18.8"	5-760X	10014980
07-15 Jeep Wrangler JK (1310 Series)	Inner	RH	27 34.5"	5-760X	10014981
07-15 Jeep Wrangler JK (1350 Series)	Inner	LH	27 18.8"	5-7166X	10015196
07-15 Jeep Wrangler JK (1350 Series)	Inner	RH	27 34.5"	5-7166X	10015344

Differential Carrier Cases

Description	Spicer Part No.
Standard Diff. 3.73 & Up	2005974
Standard Diff. 3.73 & Up (Unloaded Case)	2010999
Standard Diff. 3.54 & Down	2005961

Carrier Case Inner Gear Kits

Description	Spicer Part No.
JK Std. Differential	2005962

Differential Cover Kits

Description	Spicer Part No.
Stamped Steel Cover Kit (w/HDW)	2007503
Nodular Iron - Performance (w/HDW & Performance Gasket)	10023534

Differential Cover Gaskets

Description	Spicer Part No.
High Performance / Reusable	RD52001
Genuine Spicer OE Style	34684
RTV Sealant (2.8 oz.)	38615

**Dana Super 30™ JK Front (186MM) (Continued)****Driveshafts****Heavy Duty Upgrade - 1310 Series**

Description	Spicer Part No.
Front 0-2" Lift (w/ T-Case Yoke & HDW)	10018230
Front 2-4" Lift (w/ T-Case Yoke & HDW)	10020345

U-Joints & Kits**Spicer Life Series (SPL) Premium Performance U-Joint Packs**

Application	Spicer Part No.
07-11 JK w/ Aftermarket 1310 Driveshafts w/CV Front Driveshaft	SPL1014JK
07-11 JK w/ Aftermarket 1350 Driveshafts w/CV Front Driveshaft	SPL1029JK
12-15 JK w/ Aftermarket 1310 Driveshafts w/CV Front Driveshaft	SPL1028JK
12-15 JK w/ Aftermarket 1350 Driveshafts w/CV Front Driveshaft	SPL1030JK

Axle Shaft U-Joints

Description	Spicer Part No.
Premium Spicer Life Series (1350 Non-Greasable)	5-7166X
Premium Spicer Life Series (1350 Greasable)	5-1350-1X
Premium Spicer Life Series (1310 Non-Greasable)	5-760X
Genuine Spicer (1310 Greasable)	5-260X
SVL (1310 Greasable)	15-260X

Performance Adjustable Shocks

Application	Spicer Part No.
Wrangler JK w/3-5" Lift (Front)*	2023594
Wrangler JK w/3-5" Lift (Rear)*	2023595

* Sold Individually

The Ultimate Dana 44™ Front Crate Axle (Bolt In Axle Assy.)

Application	Spicer Part No.
07 & Up Jeep Wrangler JK - Front (3.73 Ratio).....	10010519
07 & Up Jeep Wrangler JK - Front (4.10 Ratio).....	10010455
07 & Up Jeep Wrangler JK - Front (4.56 Ratio).....	10010520
07 & Up Jeep Wrangler JK - Front (4.88 Ratio).....	10010521
07 & Up Jeep Wrangler JK - Front (5.13 Ratio).....	10010522
07 & Up Jeep Wrangler JK - Front (5.38 Ratio).....	10010742

Coming Soon

The Ultimate Dana 60™ Crate Axle (Bolt In Axle Assy.)


Application	Spicer Part No.
07 & Up Jeep Wrangler JK - Front (4.88 Ratio).....	10005778
07 & Up Jeep Wrangler JK - Front (5.38 Ratio).....	10005777
07 & Up Jeep Wrangler JK - Rear (4.88 Ratio)	2023612-1
07 & Up Jeep Wrangler JK - Rear (5.38 Ratio)	10005942

Ball Joints

Description	Spicer Part No.
Ball Joint Kit (Upper/Lower Per Side)	2007354
Upper Ball Joint	2005838
Lower Ball Joint	2011892

SPICER®MADE IN THE U.S.A.
GenuineDANA
CRATE AXLES**SVL®****Dana Super 30™ JK Front (186MM) (Continued)****Misc. Components**

Description	Spicer Part No.
Friction Modifier/POSI Additive	43161
RTV Sealant (2.8 oz.)	38615
Inner Pinion Bearing Kit	707064X
Baffle - Pinion Oil	48741-3
Collapsible Spacer	50614
Outer Pinion Bearing Kit	706015X
Pinion Bearing Slinger - Outer	2005565
Pinion Oil Seal	2004670
Pinion Nut	44189
Carrier Cover Bolts	34279
Differential Bearing Kit	706016X
Ring Gear Bolt	41221
Axle Shaft Nut	2008564
Axle Seal - Original Design	54381
Axle Seal - Upgraded Design	2013455*



* New design includes integrated axle guide to reduce seal damage during install and three sealing lips compared to one on original.


> Replaces OE Style Companion Flange



Dana 35™ Rear (194MM)

Applications

Year	Make	Model
1984-89	Jeep	Cherokee XJ Non C-Clip
1990-05	Jeep	Cherokee XJ C-Clip
1987-89	Jeep	Wrangler YJ Non-C-Clip
1990-96	Jeep	Wrangler YJ C-Clip
1997-06	Jeep	Wrangler TJ
1992-98	Jeep	Grand Cherokee ZJ
1999-04	Jeep	Grand Cherokee WJ
2002-04	Jeep	Liberty KJ



Ring & Pinions

Ratio	Spicer Part No.	SVL Part No.
3.07	73442-5X^	-
3.27	707359-1X*	-
3.55	73386-5X^	2020468
3.73	75137-5X^	2020481
4.11	73383-5X^	2020487
4.56	73382-5X^	2020464
4.88	-	2020484

* Includes HDW, Bearings, Seals, Shims, Spacer
^ Includes Nut and Ring Gear Bolts Only

Differential Rebuild Kits

Standard Differential Rebuild Kits

Application	SVL Part No.
90-01 Cherokee (XJ) Rear	2017137
90-93 Comanche (MJ) Rear	2017137
90-96 Wrangler (YJ & TJ) Rear	2017137
93-96 Grand Cherokee (ZJ) Rear w/ABS.....	2017137
97-00 Wrangler (TJ) Rear w/ABS.....	2017137
01 Wrangler (TJ) Rear w/ABS (Axle BOM# 606655-1 & 60655-2).....	2017137
01 Wrangler (TJ) Rear w/ABS (Axle BOM# 606563-1 & 60655-6).....	2017137
02-06 Wrangler (TJ) Rear w/ABS.....	2017137

Master Overhaul Kit

Application	SVL Part No.
90-01 Cherokee (XJ) Rear	2017141
90-93 Comanche (MJ) Rear	2017141
90-96 Wrangler (YJ & TJ) Rear	2017141
93-96 Grand Cherokee (ZJ) Rear w/ABS.....	2017141
97-00 Wrangler (TJ) Rear w/ABS.....	2017141
01 Wrangler (TJ) Rear w/ABS (Axle BOM# 606655-1 & 60655-2).....	2017145
01 Wrangler (TJ) Rear w/ABS (Axle BOM# 606563-1 & 60655-6).....	2017141
02-06 Wrangler (TJ) Rear w/ABS.....	2017145



Dana 35™ Rear (194MM) (Continued)


Differential Carrier Case Kits

Description	Spicer Part No.
Trac- Lok Limited Slip 3.31 & Down (27 Spline) Until 2001.....	74215X
Trac- Lok Limited Slip 3.31 & Down (27 Spline) 2001 & After	708138
Trac- Lok Limited Slip 3.54 & Up (27 Spline) Until 2001	74210X
Trac- Lok Limited Slip 3.54 & Up (27 Spline) 99-01 WJ w/ABS, 01 XJ	708110
Trac- Lok Limited Slip 3.54 & Up (27 Spline) 01-06 TJ, 02-04 KJ	708183
Open/Std 3.31 & Down (27 Spline) Until 2001	75053X
Open/Std 3.31 & Down (27 Spline) 2001 & After.....	708141
Open/Std 3.54 & Up (27 Spline) Until 2001	75054X
Open/Std 3.54 & Up (27 Spline) 01 XJ, 01 TJ LHD.....	80880
Open/Std 3.54 & Up (27 Spline) 02-06 TJ, 99-03 WJ	708109
Open/Std Case, 3.54 & Up, (27 Spline) 1.625" dia. Hub (Unloaded)	10019418

All cases come loaded with gearing unless otherwise noted.

Spicer Carrier Case Inner Gear Kits

Description	Spicer Part No.
Std/Open 93 & Up (27 Spline)	707321X
Std/Open 93 & Down (27 Spline)	707247X
Trac-Lok Limited Slip (27 Spline)	708184



SVL Carrier Case Inner Gear Kits

Description	SVL Part No.
Std/Open 27 Spline (1.560" Side Gear Bore)	10020717
Std/Open 27 Spline (1.625" Side Gear Bore)	10020716

Differential Cover Kits

Description	Spicer Part No.
Sampled Steel Cover Kit (w/HDW)	74208X
Nodular Iron - Performance (w/HDW & Performance Gasket)	10023535

Axle Shafts

Application	Location	Spline	Length (in)	Spicer Part No.	SVL Part No.	OE Part No.	Hollander Part No.
91-90 Cherokee, 91-90 Comanche, 90 Wagoneer, 92-91 Wrangler.....	RH	27	29.25"	73624-1X	2022614-3	5252956	447-1979R/ 447-1832R
91-90 Cherokee, 91-90 Comanche, 90 Wagoneer, 92-91 Wrangler.....	LH	27	30.67"	73624-2X	2022614-4	5252957	447-1797L
95-93 Wrangler, 01-92 Cherokee, 94-93 Grand Cherokee, 92 Comanche (w/Drum Brakes).....	RH	27	29.25"	74356-1X	2022659-1	4713192	447-2204R
95-93 Wrangler, 01-92 Cherokee, 94-93 Grand Cherokee, 92 Comanche (w/Drum Brakes).....	LH	27	30.69"	74356-2X	2022659-2	4713193	447-2204L
98-94 Grand Cherokee (w/Disc Brakes).....	RH	27	29.24"	74789-1X	2022614-6	4762194	447-2081R
98-94 Grand Cherokee (w/Disc Brakes).....	LH	27	30.67"	74789-2X	2022614-5	4762195	447-2081L
04-99 Grand Cherokee (w/Disc Brakes).....	LH	27	32.43"	76467-4X	2022668-2	5012821AA	447-2462L
04-99 Grand Cherokee (w/Disc Brakes).....	RH	27	32.94"	76467-3X	2022668-1	5012820AA	447-2461R

Note: See Axle Shaft Detailed Application Section for year/make/model search



Dana 35™ Rear (194MM) (Continued)

U-Joints & Kits

Spicer Life Series (SPL) Premium Performance U-Joint Packs

Application	Spicer Part No.
84-85 Cherokee XJ.....	SPL1026JK
87-93 Cherokee XJ w/CV Front Driveshaft	SPL1027JK
87-93 Cherokee XJ w/O CV Front Driveshaft.....	SPL1026JK
87-95 Wrangler YJ.....	SPL1026JK
94-98 Grand Cherokee ZJ w/2 inside & 2 outside snap rings	SPL1013JK
94-98 Grand Cherokee ZJ w/4 inside snap rings w/7290 series	SPL1015JK
94-98 Grand Cherokee ZJ w/4 outside snap rings	SPL1014JK
95-98 Cherokee XJ w/2 w/2 inside & 2 outside snap rings	SPL1013JK
95-98 Cherokee XJ w/4 inside snap rings w/7290 series.....	SPL1015JK
95-98 Cherokee XJ w/4 outside snap rings.....	SPL1014JK
97-98 Wrangler TJ.....	SPL1018JK
99 Grand Cherokee WJ.....	SPL1014JK
99 Grand Cherokee WJ.....	SPL1016JK
99-01 Cherokee XJ w/automatic transmission	SPL1014JK
99-02 Wrangler TJ.....	SPL1014JK
01-03 Grand Cherokee WJ 4.7L w/ Selec-Trac.....	SPL1017JK
01-03 Grand Cherokee WJ 4.7L w/o Selec-Trac.....	SPL1016JK
03-04 Wrangler TJ Exc. Rubicon.....	SPL1014JK
03-04 Wrangler TJ Rubicon.....	SPL1019JK
04 Grand Cherokee WJ 4.7L.....	SPL1016JK
05-06 Wrangler TJ Exc. Rubicon.....	SPL1014JK
05-06 Wrangler TJ Rubicon.....	SPL1019JK
05-06 Wrangler TJ Unlimited Rubicon.....	SPL1020JK

Misc. Components

Description	Spicer Part No.
Friction Modifier/POSI Additive	43161
RTV Sealant (2.8 oz.)	38615
Inner Pinion Bearing Kit	707162X
Collapsible Spacer	42102
Outer Pinion Bearing Kit	706894X
Pinion Oil Seal	43085
Pinion Nut	44189
Carrier Cover Bolts	34279
Differential Bearing Kit	706016X
Axle Shaft Wheel Bearing	566121
Wheel Seal	46485
Clutch Kit Trac-Lok	707165X

Pinion Yokes

Description	Spicer Part No.
1310 Series - Bolt & Strap Style	2-4-4601-1

U-Joint Hardware

Description	Spicer Part No.
1310 Series - U Bolt Style	2-94-28X
1310 Series - Bolt & Strap	2-70-1X
1330 Series - Bolt & Strap	2-70-18X

SPICER®MADE IN THE U.S.A.
Genuine
DANA
CRATE AXLES**SVL®**


Dana 205™ Front Nissan

Applications

Year	Make	Model
2003-06	Nissan	Armada, Titan
2006-14	Nissan	Armada, Pathfinder, Titan

Ring & Pinions

Ratio	Spicer Part No.
2.94	2006105-5^
3.36	2006106-5^



^ Includes Nut and Ring Gear Bolts Only

Misc. Components


Description	Spicer Part No.
Friction Modifier/POSI Additive	43161
RTV Sealant (2.8 oz.)	38615
Collapsible Spacer	50313
Pinion Seal	54417
Pinion Nut	50366
Diff Cover Dowel Pin	54509-1
Bearing - RH Outer	566063
Bearing - LH Tube	566131
Retaining Ring - Shaft	2002390



Dana 44™ Reverse Rotation Front (216MM)

Applications

Year	Make	Model
1978-79	Ford	Bronco
1975-79	Ford	F-250
1966-79	Ford	F-150
2001-95	Dodge	W 1500



Ring & Pinions

Ratio	Spicer Part No.	SVL Part No.
3.54	-	10001714
3.73	-	2020799
4.09	24649-5X*	2020455
4.56	-	10001294
4.88	-	2019335
5.13	-	2020452
5.38	-	2020458

* Includes Ring Gear Bolts & Pinion Nut

Differential Carrier Cases

Description	Spicer Part No.
Trac-Lok Limited Slip 3.92& Up (30 Spline)	707150X
Std/Open W1500 3.73 & Down	707021-1X
Std/Open W1500 3.73 & Down (Unloaded Case)	706024X

All cases come loaded with gearing unless otherwise noted.

Carrier Case Inner Gear Kits

Description	Spicer Part No.
Std/Open W1500	707025-1X

Differential Cover Kits

Description	Spicer Part No.
Stamped Steel Cover Kit (w/HDW)	707014X
Nodular Iron - Performance (w/HDW)	10023536

Differential Cover Gaskets

Description	Spicer Part No.
High Performance / Reusable	RD52000
Genuine Spicer OE Style	34685

Front Axle Shafts

Application	Right Spicer Part No.	Left Spicer Part No.
78-79 Bronco, 73-79 F-150 (Inner).....	27902-3X	27902-4X
77-79 F250 & F150 Super Cab (Inner).....	27902-35X	27902-31X
74-79 Wagoneer, 74 Ram Charger, 72-74 Dodge W100, 71-79 Bronco, 71-79 F150/250, 74-76 Wagoneer (Outer).....	620200	620200
80-86 F150 & Bronco (Outer).....	39905	39905



Dana 44™ Reverse Rotation Front (216MM) (Continued)

Chromoly Front Axle Shafts - (Inners/Outers)

Application	Location	Position	Spline	Length (in)	U-Joint Part No.	SVL Part No.
69-77 Blazer, 69-80 K10/K1500, 69-80 K20/K2500, 69-80 K5 Blazer, 69-80 Suburban, 74-92 Wagoneer.....	Outer	RH/LH	19	9.94"	5-760X	10007802
78-79 Bronco, 71-79 F-150, 79 F-250	Outer	RH/LH	19	9.72"	5-760X	10007803
76-77 F250	Outer	RH/LH	19	10.66"	5-760X	10008247
76-78 F-150, F-250.....	Inner	LH	30	18.63"	5-760X	10008249
76-78 F-150, F-250.....	Inner	RH	30	34.75"	5-760X	10008248
78-79 Bronco, 73-79 F-150	Inner	LH	30	18.92"	5-760X	10007805
78-79 Bronco, 73-79 F-150	Inner	RH	30	33.91"	5-760X	10007806
85-89 D600 Export 72-74 Ramcharger & Trailduster	Inner	RH	30	18.39"	5-760X	10007800


U-Joints & Kits

Axle Shaft U-Joints

Description	Spicer Part No.
Premium Spicer Life Series (1310 Non-Greasable)	5-760X

Ball Joints

Description	Spicer Part No.
Ball Joint Kit (Upper/Lower Per Side) Solid Axle	706116X



Misc. Components

Description	Spicer Part No.
Friction Modifier/POSI Additive	43161
RTV Sealant (2.8 oz.)	38615
Front Inner Axle Seal - 77 & Earlier F-100/F-150/Bronco	620216
Front Inner Axle Seal - 79 & Earlier F250 Open Knuckle	620216
Front Inner Axle Seal - 78-79 F-150 & Bronco	620257
Differential Carrier Bearings	706032X
Outer Pinion Bearing	706030X
Inner Pinion Bearing	706031X
Inner Pinion Bearing 95-96 F-150 & Bronco	706015X
PWR Lok Clutch Kit	22233X
Trac Lok Clutch Kit	708203
Diff & Pinion Bearing Shim Kit	706358X
Pinion Bearing Shim Kit	706358X
Pinion Oil Seal	44895
Pinion Nut	30185

Pinion Yokes

Description	Spicer Part No.
1310 Series - U Bolt Style	2-4-8091X
1310 Series - Bolt & Strap Style	2-4-8091-1X
1330 Series - Bolt & Strap Style	2-4-3581-1X

U-Joint Hardware

Description	Spicer Part No.
1310 Series - U Bolt Style	2-94-28X
1210/1310/1330 Series - Bolt & Strap	2-70-18X
1330 Series - Bolt & Strap	2-70-28X
1330 Series - U Bolt Style	2-94-58X
1350 Series - U Bolt Style	3-70-28X




Dana 44™ JK Front (216MM)

Applications

Year	Make	Model
2007-15	Jeep	Wrangler

Ring & Pinions

Ratio	Spicer Part No.	SVL Part No.
3.73	2013742-5*	-
4.10	2005024-5*	-
4.56	2019746	10010200
4.88	2019749	10010203
5.13	2019752	10010206
5.38	10010738	10010209



* Includes Ring Gear Bolts & Pinion Nut

Differential Rebuild Kits

Description	Spicer Part No.
Standard Differential Rebuild Kit	2017088
Master Overhaul Kit	2017106

Axle Shafts - Upgraded Design

Application	Right Spicer Part No.	Left Spicer Part No.
07-15 Wrangler JK Rubicon (1350 Series).....	2014169-2	2014169-1

Chromoly Axle Shafts - (Inners/Outers)

Application	Location	Position	Spline	Length (in)	U-Joint Part No.	Spicer Part No.
07-14 Jeep Wrangler JK (1350 Series)	Outer	RH/LH	32	6.33"	5-7166X	10015183
07-14 Jeep Wrangler JK (1350 Series)	Inner	LH	30	19.78"	5-7166X	10015185
07-14 Jeep Wrangler JK (1350 Series)	Inner	RH	30	33.57"	5-7166X	10015186
07-14 Jeep Wrangler JK (1350 Series) w/ Aftermarket Locker	Inner	LH	30	19.11"	5-7166X	10014982
07-14 Jeep Wrangler JK (1350 Series) w/ Aftermarket Locker	Inner	RH	30	34.19"	5-7166X	10014983

Differential Carrier Cases

Application	Spicer Part No.
JK Rubicon Electric Locker	2007503
JK Rubicon E- Locker Solenoid Assy.	2005193

All cases come loaded with gearing unless otherwise noted.

Differential Cover Kits

Description	Spicer Part No.
Stamped Steel Cover Kit (W/HDW)	708175
Nodular Iron - Performance (W/HDW)	10023536

Differential Cover Gaskets

Description	Spicer Part No.
High Performance / Reusable	RD52000
Genuine Spicer OE Style	34685



Dana 44™ JK Front (216MM) (Continued)

Driveshafts

Heavy Duty Upgrade - 1310 Series

Application	SVL Part No.
Front 0-2" Lift (W/ T-Case Yoke & HDW)	10018230
Front 2-4" Lift (W/ T-Case Yoke & HDW)	10020345

U-Joints & Kits

Spicer Life Series (SPL) Premium Performance U-Joint Packs

Application	Spicer Part No.
07-11 JK w/Aftermarket 1310 Driveshafts w/CV Front Driveshaft.....	SPL1014JK
07-11 JK w/Aftermarket 1350 Driveshafts w/CV Front Driveshaft.....	SPL1029JK
12-15 JK w/Aftermarket 1310 Driveshafts w/CV Front Driveshaft.....	SPL1028JK
12-15 JK w/Aftermarket 1350 Driveshafts w/CV Front Driveshaft.....	SPL1030JK

Axle Shaft U-Joints

Description	Spicer Part No.
Premium Spicer Life Series (1350 Non-Greasable)	5-7166X
Premium Spicer Life Series (1350 Greasable)	5-1350-1X

Performance Adjustable Shocks

Application	Spicer Part No.
Wrangler JK w/3-5" Lift (Front)*	2023594
Wrangler JK w/3-5" Lift (Rear)*	2023595

*Sold Individually

The Ultimate Dana 44™ Front Crate Axle (Bolt In Axle Assy.)

Application	Spicer Part No.
07 & Up Jeep Wrangler JK - Front (3.73 Ratio).....	10010519
07 & Up Jeep Wrangler JK - Front (4.10 Ratio).....	10010455
07 & Up Jeep Wrangler JK - Front (4.56 Ratio).....	10010520
07 & Up Jeep Wrangler JK - Front (4.88 Ratio).....	10010521
07 & Up Jeep Wrangler JK - Front (5.13 Ratio).....	10010522
07 & Up Jeep Wrangler JK - Front (5.38 Ratio).....	10010742

Coming Soon

The Ultimate Dana 60™ Crate Axle (Bolt In Axle Assy.)

Application	Spicer Part No.
07 & Up Jeep Wrangler JK - Front (4.88 Ratio).....	10005778
07 & Up Jeep Wrangler JK - Front (5.38 Ratio).....	10005777
07 & Up Jeep Wrangler JK - Rear (4.88 Ratio)	2023612-1
07 & Up Jeep Wrangler JK - Rear (5.38 Ratio)	10005942

Ball Joints


Description	SVL Part No.
Ball Joint Kit (Upper/Lower Per Side)	2007354
Upper Ball Joint	2005838
Lower Ball Joint	2011892

SPICER®MADE IN THE U.S.A.
GenuineDANA
GRATE AXLES**SVL®**

Dana 44™ JK Front (216MM) (Continued)

Misc. Components

Description	Spicer Part No.
RTV Sealant (2.8 oz.)	38615
Friction Modifier/POSI Additive	43161
Inner Pinion Bearing Kit	707064X
Baffle - Pinion Oil	48741-3
Collapsible Spacer	50614
Outer Pinion Bearing Kit	706015X
Pinion Bearing Slinger - Outer	2005565
Pinion Oil Seal	2004670
Pinion Nut	44189
Carrier Cover Bolts	34279
Differential Bearing Kit	2007293
Diff. Bearing Shim Kit	2007294
Axle Shaft Nut	2008564
Axle Seal - Original Design	54381
Axle Seal - Upgraded Design	2013455*




* New design includes integrated axle guide to reduce seal damage during install and three sealing lips compare to one on original
 > Replaces OE Style Companion Flange



Dana 44™ (216MM)

Applications

Year	Make	Model
1960-80	Chevrolet	K10/25 Front
1969-01	Dodge	W100/150/200/300
1971-77	Ford	F100/150/250 Front
1972-82	International	Scout Front
1968-81	International	Scout Rear
1974-83	Jeep	Wagoneer
1974-83	Jeep	Cherokee
1974-88	Jeep	Truck
1974-86	Jeep	CJ5
1986	Jeep	CJ7
1986-92	Jeep	XJ Rear
1984-92	Jeep	Grand Wagoneer Front
1994-98	Jeep	Grand Cherokee ZJ
1999-04	Jeep	Grand Cherokee WJ
1972-79	Jeep	Wagoneer Rear
1997-06	Jeep	Wrangler TJ Rear



Ring & Pinions

Ratio	Spicer Part No.	SVL Part No.	SVL Thick Gear
3.07	706017-1X*	-	-
3.23	-	-	-
3.31	706017-2X*	-	-
3.54	22856-5X^	2020428	-
3.73	22736-5X^	10001434	-
3.92	22104-5X^	2020809	-
4.09	22745-5X^	2020425	10001711
4.27	706017-10X*	2020793	-
4.56	22105-5X^	10001274	10001279
4.88	-	10005314	10001282
5.13	-	10001288	10001291
5.38	706017-8X*	2020806	-
5.89	706017-9X*	2020431	-

* Includes HDW, Bearings, Seals, Shims, Spacer

^ Includes Nut and Ring Gear Bolts Only

Differential Rebuild Kits

Standard Differential Rebuild Kits

Application	Front/Rear	Spicer Part No.
98-00 Wrangler TJ (Trac Lok).....	Rear	2017080
01-03 Wrangler TJ (Axle BOM# 606647-1,2, 606851-1,2, 607006-1,2, 606646, 606648, 606850, 606852, 606875).....	Rear	2017084
01-02 Wrangler TJ w/Trac Lok (Axle BOM# 606565-4, 606567-3 & 606626).....	Rear	2017080
03-06 TJ Wrangler.....	Front	2017085
03-06 Wrangler TJ (Axle BOM# 606642, 607001, 607012, 607015-1,2,3,4, 6070016-1,2, 2003690, 205809, 2006233-1,2,3,4, 2006234-1,2).....	Rear	2017084
03-06 Wrangler TJ (Axle BOM# 606960-1,2, 606959, 606961, 607007, 607008, 2006231-1,2,3,4, 2006232-1,2,3).....	Rear	2017084
03-06 Wrangler TJ (w/OE Air Locker).....	Rear	2017085
04-06 (Axle BOM# 606998, 2001543, 2003688, 2003689, 2003691, 2004422, 2004423, 2005796, 2005806, 2005807).....	Rear	2017084



Dana 44™ (216MM) (Continued)


Differential Rebuild Kits (Continued)

Master Overhaul Kit

Application	Front/Rear	Spicer Part No.
98-00 Wrangler TJ (Trac Lok).....	Rear	2017091
01-03 Wrangler TJ (Axle BOM# 606647-1,2, 606851-1,2, 607006-1,2, 606646, 606648, 606850, 606852, 606875).....	Rear	2017096
01-02 Wrangler TJ w/Trac Lok (Axle BOM# 606565-4, 606567-3 & 606626).....	Rear	2017091
03-06 Wrangler TJ Rubicon.....	Front	2017101
03-06 Wrangler TJ ((Axle BOM# 606642, 607001, 607012, 607015-1,2,3,4, 6070016-1,2, 2003690, 205809, 2006233-1,2,3,4, 2006234-1,2).....	Rear	2017100
03-06 Wrangler TJ (Axle BOM# 606960-1,2, 606959, 606961, 607007, 607008, 2006231-1,2,3,4, 2006232-1,2,3).....	Rear	2017098
03-06 Wrangler TJ (w/OE Air Locker).....	Rear	2017097
04-06 (Axle BOM# 606998, 2001543, 2003688, 2003689, 2003691, 2004422, 2004423, 2005796, 2005806, 2005807).....	Rear	2017099

Differential Carrier Cases

Description	Spicer Part No.
Air Locker - TJ Rubicon Rear	84336
Air Locker - TJ Rubicon Front	84650
Trac- Lok Limited Slip 4.10 & Down	707115X
Trac- Lok Limited Slip 3.73 & Down 2003-06 TJ	708218
Trac- Lok Limited Slip 3.92 & Up	707150X
Open/Std. 3.73 & Down	707021-1X
Open/Std. 3.73 & Down 2003-06 TJ	708216
Open/Std 3.92 & Up	707022-1X



All cases come loaded with gearing unless otherwise noted.

Carrier Case Inner Gear Kits

Description	Spicer Part No.
Trac-Lok Limited Slip 97-03 TJ	708204
Trac-Lok Limited Slip 2003-06 TJ	708204
Open/Std.	707025-1X
Open/Std. 2003-06 TJ	2017077

Spools

Description	Spline	Spicer Part No.
Dana 44™ 3.92 & Up	30 Spline	2023397
Dana 44™ 3.73 & Down	30 Spline	2023547
Mini-Spool	30 Spline	2023540

Differential Cover Kits

Description	Spicer Part No.
Stamped Steel Cover Kit (w/HDW)	707014X
Nodular Iron - Performance (w/HDW & Performance Gasket)	10023536

Differential Cover Gaskets

Description	Spicer Part No.
High Performance / Reusable	RD52000
Genuine Spicer OE Style	34685



Dana 44™ (216MM) (Continued)

Chromoly Axle Shafts - (Inners/Outers)

Application	Location	Position	Spline	Length (in)	U-Joint Part No.	Spicer Part No.
69-80 Blazer, 69-80 K10/1500, 77-80 K20/2500, 69-80 K5 Blazer, 69-80 Suburban	Inner	LH	30	36.13"	5-760X	10007813
71-77 Bronco	Inner	LH	27	18.44"	5-760X	10007779
71-77 Bronco	Inner	RH	27	28.06"	5-760X	10007781
71-77 Bronco	Inner	RH	30	27.94"	5-760X	10007801
72-83 CJ5, 76-86 CJ7, 71-80 Scout	Outer	RH/LH	27	8.72"	5-760X	10007804
72-83 CJ5, 76-86 CJ7, 71-80 Scout	Outer	RH/LH	30	8.72"	5-760X	10007764
74-79 Wagoneer	Inner	LH	30	32.95"	5-760X	10007768
74-79 Wagoneer, 71-80 Scout II	Inner	RH	30	14.78"	5-760X	10007799
80-92 Wagoneer	Inner	LH	30	32.12"	5-760X	10007811
80-92 Wagoneer	Inner	RH	30	15.80"	5-760X	10007810
97-06 Wrangler TJ, 2003-06 Wrangler TJ Rubicon, 84-01 Cherokee XJ, 87-95 Wrangler YJ	Outer	RH/LH	27	6.11"	5-760X	10007747
03-06 Wrangler TJ Rubicon	Outer	RH/LH	30	6.16"	5-760X	10008250
03-06 Wrangler TJ Rubicon	Inner	LH	30	16.96"	5-760X	10007745
03-06 Wrangler TJ Rubicon	Inner	RH	30	31.84"	5-760X	10007746

Front Axle Shafts

Application	Right Spicer Part No.	Left Spicer Part No.
69-80 Blazer, 77-80 K20/K25/K2500, 69-80 K5 Blazer, 69-80 Suburban, 69-80 K15/K1500 (Inners)	27902-1X	27902-2X
69-77 Blazer, 69-87 K10/K15/K1500, 69-87 K20/K25/K2500, 69-80 K5 Blazer, 69-87 Suburban, 74-92 Wagoneer (Outer)	41677	41677
74-79 Wagoneer, 74 Ram Charger, 72-74 Dodge W100, 71-79 Bronco, 71-79 F150/250, 74-76 Wagoneer (Outer)	620200	620200
94-99 Ram 1500, 95-98 Ram 2500 (Complete Axle Shaft Assy.)	76812-1X	76813-1X
94-01 Ram 1500 (Outer)	74917X	74917X
94-00 Ram 1500 (Inner)	76815-1X	76814-1X
03-06 Wrangler Rubicon TJ (Complete Axle Shaft Assy.)	84378-1	84378-2

Rear Axle Shafts

Application	Position	Spline	Length (in)	Spicer Part No.	SVL Part No.	OE Part No.	Hollander Part No.
94-98 Grand Cherokee	RH	30	29.38"	74871-1X	2022661-1	4856332	447-2232R
94-98 Grand Cherokee	LH	30	30.38"	74871-2X	2022661-4	4856333	447-2232L
00-02 Wrangler & 01-00 Cherokee	RH	30	29.68"	75786-1X	-	4882350	447-1567R/ 447-2416R
00-02 Wrangler & 01-00 Cherokee	LH	30	29.25"	75786-2X	-	4882351	447-2416L/ 447-1567L
99-04 Grand Cherokee w/Vari-Lok	RH	30	29.38"	76454-1X	2023481-1	5012872AA	447-2703R
99-04 Grand Cherokee w/Vari-Lok	LH	30	32.38"	76454-2X	2023481-2	5012873AA	447-2704L
99-04 Grand Cherokee w/o Vari-Lok	RH	30	30.44"	76454-3X	2023482-1	5012850AA	447-2705R
99-04 Grand Cherokee w/o Vari-Lok	LH	30	31.44"	76454-4X	2023482-2	5012851AA	447-2706L
03-06 Wrangler w/Trac-Lok or Air Lock	RH	30	29.94"	84377-1	-	5083676AA	447-2717R
03-06 Wrangler w/Trac-Lok or Air Lock	LH	30	29.21"	84377-2	-	5083677AA	447-2718L
03-06 Wrangler w/Std. Diff	RH	30	29.71"	85233-1	-	5086632AA	447-2719R
03-06 Wrangler w/Std. Diff	LH	30	29.21"	85233-2	-	5086633AA	447-2720L

Note: See Axle Shaft Detailed Application Section for year/make/model search

Dana 44™ (216MM) (Continued)

U-Joints & Kits

Spicer Life Series (SPL) Premium Performance U-Joint Packs


Application	Spicer Part No.
68-78 CJ5, CJ7, CJ8 w/o CV front driveshaft.....	SPL1026JK
82-86 CJ5, CJ7, CJ8 w/o CV front driveshaft.....	SPL1026JK
79-81 CJ5, CJ7, CJ8 w/ CV front driveshaft.....	SPL1027JK
87-95 Wrangler YJ.....	SPL1026JK
97-98 Wrangler TJ.....	SPL1018JK
94-98 Grand Cherokee ZJ w/2 inside & 2 outside snap rings	SPL1013JK
94-98 Grand Cherokee ZJ w/4 outside snap rings	SPL1014JK
94-98 Grand Cherokee ZJ w/4 inside snap rings w/7290 series	SPL1015JK
99 Grand Cherokee WJ.....	SPL1014JK
99 Grand Cherokee WJ.....	SPL1016JK
99-02 Wrangler TJ.....	SPL1014JK
01-03 Grand Cherokee WJ 4.7L w/o Selec-Trac.....	SPL1016JK
01-03 Grand Cherokee WJ 4.7L w/ Selec-Trac.....	SPL1017JK
04 Grand Cherokee WJ 4.7L.....	SPL1016JK
03-04 Wrangler TJ Exc. Rubicon.....	SPL1014JK
03-04 Wrangler TJ Rubicon.....	SPL1019JK
05-06 Wrangler TJ Exc. Rubicon.....	SPL1014JK
05-06 Wrangler TJ Rubicon.....	SPL1019JK
05-06 Wrangler TJ Unlimited Rubicon.....	SPL1020JK

Axle Shaft U-Joints

Description	Spicer Part No.
Premium Spicer Life Series (1310 Non-Greasable)	5-760X


Misc. Components - Rear

Description	Spicer Part No.
RTV Sealant (2.8 oz.)	38615
Friction Modifier/POSI Additive	43161
Inner Pinion Bearing Kit	706031X
Inner Pinion Bearing Kit WJ	707064X
Outer Pinion Bearing Kit	706030X
Outer Pinion Bearing Kit WJ	706123X
Pinion Bearing Slinger	13575
Pinion Oil Seal TJ w/Air Locker	50531
Pinion Oil Seal TJ w/o Locker 02-06	50660
Pinion Oil Seal TJ w/o Locker 97-01	44895
Pinion Oil Seal WJ	50574
Oil Seal TJ w/Air Locker	47762
Oil Seal WJ	47886
Differential Bearing Kit TJ	706032X
Differential Bearing Kit WJ	706988X
Wheel Bearing	565903
Wheel Bearing WJ	566075
Axle Shaft Outboard Seal	35239
Axle Shaft Outboard Seal WJ	35938
TJ Locker Actuator Assembly	84307
PWR Lok Clutch Kit	22233X
Trac Lok Clutch Kit	708203



SPICER®MADE IN THE U.S.A.
Genuine
DANA
CRATE AXLES**SVL®****Dana 44™ (216MM) (Continued)****Misc. Components - Front**

Description	Spicer Part No.
RTV Sealant (2.8 oz.)	38615
Friction Modifier/POSI Additive	43161
PWR Lok Clutch Kit	22233X
Trac Lok Clutch Kit	708203
Pinion Seal	44895
Pinion Seal- TJ	50531
Outer Pinion Bearing Kit	706030X
Outer Pinion Bearing Kit	706031X
Ball Joint Kit (Upper/Lower)	706116X
Ball Joint Kit (Upper/Lower) TJ	706944X
TJ Locker Actuator Assembly	84307
Pinion Nut - TJ	50560
Differential Bearing Kit - TJ	706032X
Ring Gear Bolt - TJ	701071-10

**Pinion Yokes**

Description	Spicer Part No.
1310 Series - U Bolt Style	2-4-8091X
1310 Series - Bolt & Strap Style	2-4-8091-1X
1330 Series - Bolt & Strap Style	2-4-3581-1X

U-Joint Hardware

Description	Spicer Part No.
1310 Series - U Bolt Style	2-94-28X
1310 Series - Bolt & Strap	2-70-18X
1330 Series - Bolt & Strap	2-70-28X
1330 Series - U Bolt Style	2-94-58X
1350 Series - U Bolt Style	3-70-28X




Dana Super 44™ JK Rear (226MM)

Applications

Year	Make	Model
2007-15	Jeep	Wrangler

Ring & Pinions

Ratio	Spicer Part No.	SVL Part No.
4.56	2018737	2020746
4.88	2018747	2020749
5.13	2018756	2020752
5.38	10027182	10012316



Differential Rebuild Kits

Standard Differential Rebuild Kits

Application	Spicer Part No.
Wrangler JK Non-Rubicon.....	2017086
Wrangler JK Rubicon.....	2017087

Master Overhaul Kit

Application	Spicer Part No.
08-15 Wrangler JK Non-Rubicon.....	2017110
08-15 Wrangler JK Rubicon.....	2017109
07 Wrangler JK Non-Rubicon.....	2017102
07 Wrangler JK Rubicon.....	2017103

Differential Carrier Cases

Application	Spicer Part No.
JK Std. Differential.....	2008572
JK Trac Lok Limited Slip.....	2008571
JK Rubicon Electric Locker.....	2008559
JK Rubicon E- Locker Solenoid Assy.	2005193

All cases come loaded with gearing unless otherwise noted.

Carrier Case Inner Gear Kits

Application	Spicer Part No.
JK Std. Differential.....	2009155
JK Trac Lok Limited Slip Clutch & Plate Kit.....	2007326

Differential Cover Kits

Description	Spicer Part No.
Stamped Steel Cover Kit (W/HDW)	707111X
Stamped Steel (Cover Only)	42960-1
Nodular Iron - Performance (W/HDW)	10023536

Differential Cover Gaskets

Description	Spicer Part No.
High Performance / Reusable	RD52000
Genuine Spicer OE Style	34685

Axle Shafts

Application	Spicer Part No. Right	Spicer Part No. Left
Wrangler JK Rubicon.....	2004785-3	2004785-2
Wrangler JK Non-Rubicon.....	2004449-1	2004449-1

SPICER®MADE IN THE U.S.A.
Genuine
DANA
CRATE AXLES**SVL®****Dana Super 44™ JK Rear (226MM) (Continued)****Driveshafts****Heavy Duty Upgrade - 1310 Series****Application****Spicer Part No.**

Front 0-2" Lift (w/ T-Case Yoke & HDW).....	10018230
Front 2-4" Lift (w/ T-Case Yoke & HDW).....	10020345

U-Joints & Kits**Spicer Life Series (SPL) Premium Performance U-Joint Packs****Application****Spicer Part No.**

07-11 JK w/Aftermarket 1310 Driveshafts w/CV Front Driveshaft.....	SPL1014JK
07-11 JK w/Aftermarket 1350 Driveshafts w/CV Front Driveshaft.....	SPL1029JK
12-15 JK w/Aftermarket 1310 Driveshafts w/CV Front Driveshaft.....	SPL1028JK
12-15 JK w/Aftermarket 1350 Driveshafts w/CV Front Driveshaft.....	SPL1030JK

Performance Adjustable Shocks**Application****Spicer Part No.**

Wrangler JK w/3-5" Lift (Front)*	2023594
Wrangler JK w/3-5" Lift (Rear)*	2023595

* Sold Individually

The Ultimate Dana 44™ Front Crate Axle (Bolt In Axle Assy.)**Application****Spicer Part No.**

07 & Up Jeep Wrangler JK - Front (3.73 Ratio).....	10010519
07 & Up Jeep Wrangler JK - Front (4.10 Ratio).....	10010455
07 & Up Jeep Wrangler JK - Front (4.56 Ratio).....	10010520
07 & Up Jeep Wrangler JK - Front (4.88 Ratio).....	10010521
07 & Up Jeep Wrangler JK - Front (5.13 Ratio).....	10010522
07 & Up Jeep Wrangler JK - Front (5.38 Ratio).....	10010742

Coming Soon

The Ultimate Dana 60™ Crate Axle (Bolt In Axle Assy.)**Application****Spicer Part No.**

07 & Up Jeep Wrangler JK - Front (4.88 Ratio).....	10005778
07 & Up Jeep Wrangler JK - Front (5.38 Ratio).....	10005777
07 & Up Jeep Wrangler JK - Rear (4.88 Ratio)	2023612-1
07 & Up Jeep Wrangler JK - Rear (5.38 Ratio)	10005942

Misc. Components**Description****Spicer Part No.****Description****Spicer Part No.**

RTV Sealant (2.8 oz.)	38615	Differential Cover Bolts	34279
Friction Modifier/POSI Additive	43161	Ring Gear Bolt-7/16" (15/16" long)	701125-1X
Inner Pinion Bearing Kit	707064X	Ring Gear Bolt-7/16" (3/4" long)	701071-10
Other Pinion Bearing Kit	706123X	Ring Gear Bolt-1/2" (31/32" long)	703034
Collapsible Spacer	46925	Carrier Case Cross Shaft (std/trac lok)	47658
Pinion Thrust washer	42737	Wheel Bearing Retainer	36797
Pinion Seal	2004101	Wheel Bearing Assy.	565903
Companion Flange	2004431	Outboard Axle Shaft Seal	52765
Pinion Nut Washer	30275	Axle Shaft Oil Seal Retainer	2004703
Pinion Nut	2001153	Axle Shaft Bolt	2004789
T-Case Yoke (1310 - 1/2 Round) *	10016266		


* Replaces OE Style Companion Flange



Dana 44™ Rear (WK WJ XK)

Applications

Year	Make	Model
1999-04	Jeep	Grand Cherokee WJ
2005-08	Jeep	Grand Cherokee WK
2006-08	Jeep	Commander XK



Ring & Pinions

Ratio	Spicer Part No.	Application Notes
3.55	84073-5^	3/2000-04 WJ w/ 7/16" Ring Gear Bolts
3.73	76542-5X^	99-3/00 WJ w/ 3/8" Ring Gear Bolts
3.73	84212-5^	3/2000-04 WJ w/ 7/16" Ring Gear Bolts
3.73	2003488-5^	2005-08 WK, 2006-08 XK
3.91	84213-5^	3/2000-04 WJ w/ 7/16" Ring Gear Bolts

* Includes HDW, Bearings, Seals, Shims, Spacer
^ Includes Nut and Ring Gear Bolts Only

Differential Rebuild Kits

Standard Differential Rebuild Kits

Application	Spicer Part No.
99-00 Grand Cherokee WJ w/ 7/16" Ring Gear Bolts	2017081
00-04 Grand Cherokee WJ.....	2017082

Master Overhaul Kit

Application	Spicer Part No.
99-3/00 Grand Cherokee WJ w/ 7/16" Ring Gear Bolts	2017092
3/00-04 Grand Cherokee WJ.....	2017093

Differential Carrier Cases

Application	Spicer Part No.
99-00 Grand Cherokee WJ w/ 3/8" Ring Gear Bolts (Std.).....	707382X
00-04 Grand Cherokee WJ w/ 7/16" Ring Gear Bolts (Std.).....	708107
00-04 Grand Cherokee WJ w/ 7/16" Ring Gear Bolts (Trac Lok)	708108
00-04 Grand Cherokee WJ w/ 7/16" Ring Gear Bolts (Hydra Lok).....	84084
05-08 Grand Cherokee WK, Commander XK (Std.).....	2005084

All cases come loaded with gearing unless otherwise noted.

Carrier Case Inner Gear Kits

Application	Spicer Part No.
99-04 Grand Cherokee WJ (Std.).....	707384X
99-04 Grand Cherokee WJ (Trac Lok)	707385X
05-10 Grand Cherokee WK, Commander XK (Std.).....	2005085

Differential Cover Gaskets

Description	Spicer Part No.
Genuine Spicer OE Style (RTV)	38615



Dana 44™ Rear (WK WJ XK) (Continued)

Axle Shafts

Application	Location	Spline	Length (in)	Spicer Part No.	SVL Part No.	OE Part No.	Hollander Part No.
99-04 Grand Cherokee WJ (Std., Trac Lok)...	RH	30	30.44"	76454-3X	2022589-3	5012850AA	447-2705R
99-04 Grand Cherokee WJ (Std., Trac Lok)....	LH	30	31.44"	76454-4X	2022589-2	5012851AA	447-2706L
99-04 Grand Cherokee WJ (Hydra Lok).....	RH	30	29.38"	76454-1X	2023686-6	5012872AA	447-2703R
99-04 Grand Cherokee WJ (Hydra Lok).....	LH	30	32.38"	76454-2X	2022608	5012873AA	447-2704L
05-10 Grand Cherokee WK, Commander XK (Std.).....	RH	30	30.89"	2003906-1	-	5183528AA	447-2872R
05-10 Grand Cherokee WK, Commander XK (Std.).....	LH	30	32.37"	2003906-2	-	5183529AA	447-2873L


U-Joints & Kits

Spicer Life Series (SPL) Premium Performance U-Joint Packs

Application	Spicer Part No.
94-98 Grand Cherokee ZJ (w/ 2 inside and 2 outside snap rings)	SPL1013JK
94-98 Grand Cherokee ZJ (w/4 outside snap rings).....	SPL1014JK
94-98 Grand Cherokee ZJ (w/4 inside snap rings, 7290 series)	SPL1015JK
99 Grand Cherokee WJ	SPL1014JK
00 Grand Cherokee WJ	SPL1016JK
01-03 Grand Cherokee WJ (4.7L engine wo/Selec-Trac).....	SPL1016JK
01-03 Grand Cherokee WJ (4.7L engine w/Selec-Trac).....	SPL1017JK
04 Grand Cherokee WJ (4.7L engine).....	SPL1016JK

Misc. Components

Description	Spicer Part No.
RTV Sealant (2.8 oz.)	38615
Friction Modifier/POSI Additive	43161
Inner Pinion Bearing Kit (99-04 Grand Cherokee WJ)	707064X
Inner Pinion Bearing Kit (05-08 Grand Cherokee WK, Commander XK)	2005899
Outer Pinion Bearing Kit	706123X
Collapsible Spacer (99-04 Grand Cherokee WJ)	43916
Collapsible Spacer (05-08 Grand Cherokee WK, Commander XK)	46925
Pinion Seal (Refer to BOM)	54458, 2004101, 47885, 2009802
Pinion Nut Washer	30275
Pinion Nut	30271
Differential Cover Bolts	34279
Wheel Bearing Retainer (99-04 Grand Cherokee WJ)	49766
Outer Wheel Seal (99-04 Grand Cherokee WJ)	35938
Trac-Lok Rebuild Kit	707018X






Dana 44™ Nissan

Applications

Year	Make	Model
2003-08	Nissan	Armada
2004-12	Nissan	Frontier
2003-07	Nissan	Pathfinder
2003-12	Nissan	Titan
2005-12	Nissan	Xterra



Ring & Pinions

Ratio	Spicer Part No.
2.94	2002551-5^
3.13	2002561-5^
3.36	2002556-5^
3.54	2002566-5^
3.69	2006272-5^

^ Includes Nut and Ring Gear Bolts Only

Note: Pinions are 24 spline. Some original gears sets may be 29 spline. If this is the case contact tech service with axle BOM number to identify proper replacement flange

Differential Carrier Cases

Application	Spicer Part No.
2003-12 All Nissan (E-Locker) (loaded case)	2016950

Differential Cover Kits

Application	Spicer Part No.
2005-12 Frontier, Pathfinder, Xterra, Titan*	2016953
2003-12 Nissan Armada, Pathfinder, Titan*	2003409

*refer to BOM

Axle Shafts


Application	Spicer Part No.	
	Right	Left
2007-12 Titan (Exc E-Locker)	2005994-1	2005994-1
2007-12 Titan (w/E-Locker)	2006070-1	2006070-2

Misc. Components

Description	Spicer Part No.	Description	Spicer Part No.
RTV Sealant (2.8 oz.)	38615	Ring Gear Bolt	2003431
Friction Modifier/POSI Additive	43161	Wheel Brg Retainer (refer to BOM)	36797
Inner Pinion Bearing Kit	706046X	Wheel Brg Retainer (refer to BOM)	35961
Other Pinion Bearing Kit	706123X	Wheel Brg Assy. (refer to BOM)	565903
Collapsible Spacer	46925	Wheel Brg Assy. (refer to BOM)	565904
Companion Flange (03-12 Titan, 03-08 Armada, 05-12 Frontier, 03-07 Pathfinder)	2006269	Outboard Axle Shaft Seal (03-07 Titan, 03-08 Armada, 05-12 Frontier, 03-07 Pathfinder- refer to BOM)	52765
Pinion Nut Washer	30275	ABS Tone Ring (refer to BOM)	2001331
Pinion Nut	30271	ABS Tone Ring (refer to BOM)	55466
Differential Cover Bolts	34279		

SPICER®MADE IN THE U.S.A.
Genuine
DANA
CRATE AXLES**SVL®****Dana 50™****Applications**

Year	Make	Model
1999-02	Ford	F-250/F-350 Superduty, Excursion
1980-98	Ford	F-250/F-350 IFS Front

**Ring & Pinions**

Ratio	Spicer Part No.	SVL Part No.
3.54	-	10001304
3.73	76127-5X^	10001307
4.10	660319-5^	10001310
4.30	76136-5X^	2020927
4.56	-	2020930
4.89	-	2020933
5.13	-	2020924
5.38	-	2020936

* Includes HDW, Bearings, Seals, Shims, Spacer

^ Includes Nut and Ring Gear Bolts Only

Carrier Case Inner Gear Kits

Description	SVL Part No.
Std/Open (30 Spline)	10005774

Front Axle Shafts

Description	Spicer Part No.
Dana 50™ - Outer	44449

Ball Joints

Description	Spicer Part No.
Ball Joint Kit (Upper/Lower Joints) 99-04 Super Duty	700238-2X^

^ Kit includes one upper ball joint and one lower ball joint

Misc. Components

Description	Spicer Part No.
RTV Sealant (2.8 oz.)	38615
Friction Modifier/POSI Additive	43161
Pkg - Shim Kit 99-02 F-250/F-350	701160X
Pkg - Shim Kit 80-98 F-250/F-350	707235X
Inner Pinion Bearing Kit	706015X
Outer Pinion Bearing Kit	706030X
Carrier Bearing	700097
Collapsible Spacer (99-02 F-250/F-350)	44896
Pinion Seal (80-98 F-250/F-350)	44895
Pinion Seal (98-00 F-250/F-350)	50092
Pinion Seal (00-02 F-250/F-350)	50531
Pinion Nut Washer	30186
Pinion Nut	30185
Differential Cover Bolts (99-02 F-250/F-350)	47508-2
Ring Gear Bolt	45784
Carrier Case Cross Shaft (std)	620414
Inner Axle Shaft Seal (99-02 F-250/F-350, triple lip seal)	52148
Inner Axle Shaft Seal (99-02 F-250/F-350, single lip seal)	36487
Inner Axle Shaft Seal (80-98 F-250/F-350)	40710
Inner Axle Shaft Seal Inner (80-82 F-250/F-350)	35938
Inner Axle Shaft Seal Inner (83-98 F-250/F-350)	40773

SPICER®MADE IN THE U.S.A.
Genuine
DANA
CRATE AXLES**SVL®****Dana 50™ (Continued)****Misc. Components (Continued)**

Description	Spicer Part No.
Outboard Axle Shaft Seal Inner (99-02 F-250/F-350)	50381
Outboard Axle Shaft Seal Outer (99-02 F-250/F-350)	50491
Outboard Axle Shaft Seal (80-88 F-250/F-350) LH	37311
Outboard Axle Shaft Seal (89-98 F-250/F-350)	50381
Snap Ring - Hub	620142

Pinion Yokes

Application	Description	Spicer Part No.
99-02 F-250/F-350 (26 Spline 1.550" Hub Dia. 3.000" C/L to End 1350 Series)	End Yoke	3-4-13761-1
80-98 F-250/F-350 (26 Spline 1.562" Hub Dia. 3.000" C/L to End 1330 Series)	End Yoke	2-4-6111X




Dana 60™ Std. Rotation

Applications

Year	Make	Model	Year	Make	Model
1967-72	Chevy	C-10 (2WD)	1960-80	Dodge	W300 (4WD)
1965-74	Chevy	C-20/C-30 (Rear)	1981-93	Dodge	W350 (4WD)
2003-13	Chevy	Express Van (3/4 Ton)	1980-15	Ford	E-250
1968-72	Chevy	G10 (1/2 Ton)	1975-15	Ford	E-350
1979-87	Chevy	G30 (1 Ton)	2000-08	Ford	E-450
1967-82	Chevy	K10/K1500 (4WD)	1965-71	Ford	F-100
1977-91	Chevy	K30/K3500 (4WD)	1954-86	Ford	F-250
1967-72	Chevy	Suburban (1/2 Ton)	1975-78	Ford	F-350
1964-72	Chevy	Suburban (3/4 Ton)	1967-72	GMC	C15/C1500 (2WD)
1970-81	Dodge	B100/B200 Van	1964-72	GMC	C25/C2500 (2WD)
1981-94	Dodge	B250 Van	1973-91	GMC	G35/G3500
1995-98	Dodge	B2500 Van	1967-72	GMC	K15/1500 (4WD)
1970-80	Dodge	B300 Van	1977-91	GMC	K35/3500 (4WD)
1981-94	Dodge	B350 Van	2003-13	GMC	Savana 2500
1995-98	Dodge	B3500 Van	1964-72	GMC	Suburban
1966-74	Dodge	Charger	1963-73	Jeep	Truck
1960-80	Dodge	D200/D300 (2WD)	1974-88	Jeep	J20 Pickup
1965-83	Dodge	D250/D350 (2WD)	1968-74	Plymouth	Barracuda
1968-77	Dodge	Dart	1969-76	Plymouth	Duster
1994-02	Dodge	Ram 2500/3500 (Front)	1968-76	Plymouth	Fury
1971-03	Dodge	Ram Van 2500/3500	1968-74	Plymouth	GTX
1963-88	Dodge	W200 (4WD)	1968-77	Plymouth	Road Runner
1981-93	Dodge	W250 (4WD)			

Ring & Pinions

Ratio	Spicer Part No.	Spicer Part No. Thick	SVL Part No.
3.54	24813X	-	2020874
3.73	76089X	-	2021412
4.10	76047X	-	2020880
4.56	25127-5X*	70907X (a)	2020603
4.88	25334X	2019214 (a)	10001720
5.13	-	2019217 (a)	2020606
5.38	27518X	-	2020877
5.86	25784X	-	10001723
6.17	26628X	-	10001726
7.17	26756X	-	10001729



* Includes HDW
(a) use with 4.10 & down carrier case

Differential Rebuild Kits

Standard Differential Rebuild Kits

Application	Spicer Part No.
90-92 GM G-Van (125" WB - Full Float)	2017590
90-92 GM G-Van (146" WB - Full Float)	2017590
93-94 Ford E-350 Van (Rear SRW/Full Float)	2017590
02 GM Savana/Express (Rear)	2017590
08-10 GM Savana/Express (Rear)	2017590

Master Overhaul Kit

Application	Spicer Part No.
90-92 GM G-Van (125" WB - Full Float)	2017592
90-92 GM G-Van (146" WB - Full Float)	2017592
93-94 Ford E-350 Van (Rear SRW/Full Float)	2017592
02 GM Savana/Express (Rear)	2017593
08-10 GM Savana/Express (Rear)	2017593



Dana 60™ Std. Rotation (Continued)

Differential Carrier Cases

Description	Spicer Part No.	Notes
Open/Std. 4.30 & Down (Front)	2005502	1.50" Dia. 35 Spline
Open/Std. 4.56 & Up (Front)	2005501	1.50" Dia. 35 Spline
Open/Std. 4.10 & Down (Semi-Float Rear)	707211-1X	1.50" Dia. 35 Spline
Trac-Lok 4.10 & Down (Semi-Float Rear)	707427X	1.50" Dia. 35 Spline
Open/Std. 4.10 & Down (Full-Float Rear)	707387-1X	1.37" Dia. 32 Spline
Trac-Lok 4.10 & Down (Front)	707090-4X	1.50" Dia. 35 Spline
Trac-Lok 4.10 & Down (Full Float Rear)	708013	1.31" Dia. 30 Spline
Trac-Lok 4.56 & Up (Full Float Rear)	707097X	
Eaton E-Locker 4.56 & Up	10024012	35 Spline

All cases come loaded with gearing unless otherwise noted.

Spicer Carrier Case Inner Gear Kits

Application	Spicer Part No.	Notes
Open/Std. (98-02 Ford, 79-93 Dodge D-600/D-700, 77-91 GM Front)	706702X	1.50" Dia. 35 Spline
02-11 Ford Open/Std.	708236	1.50" Dia. 35 Spline
Open/Std. (Semi-Float Rear)	706844X	1.50" Dia. 35 Spline
Trac-Lok (Semi-Float Rear)	707435X	1.50" Dia. 35 Spline
Open/Std. (Full-Float Rear)	2002976	1.37" Dia. 32 Spline
Open/Std. (Full-Float Rear)	706043X	1.31" Dia. 30 Spline
Trac-Lok (Full-Float Rear)	707084X	1.31" Dia. 30 Spline

SVL Carrier Case Inner Gear Kits

Description	SVL Part No.
Open/Std. Dana 60™ (30 Spline)	2023872
Open/Std. Dana 60™ (32 Spline)	10003692
Open/Std. Dana 60™ (35 Spline)	10020715

Spools

Description	Spline	Spicer Part No.
Dana 60™ 4.56 & Up	30 Spline	2023542
Dana 60™ 4.10 & Down	30 Spline	2023545
Dana 60™ 4.10 & Down	35 Spline	2023541
Dana 60™ 4.56 & Up (Thin Flange)	35 Spline	2023546
Dana 60™ 4.56 & Up	35 Spline	10002216
Dana 60™ 4.56 & Up	40 Spline	10002217

Differential Cover Kits

Description	Spicer Part No.
Stamped Steel Cover Kit (W/HDW)	707105-1X
Nodular Iron - Performance (W/HDW & Performance Gasket)	10024090

Differential Cover Gaskets

Description	Spicer Part No.
High Performance / Reusable	RD51999
Genuine Spicer OE Style	34687

Front Axle Shafts

Application	Right Spicer Part No.	Left Spicer Part No.
94-97 Dodge W2500 HD, 95-97 W3500 (w/ABS)	76627X	76628X
94-98 Dodge W2500 HD, 95-98 W3500 (w/o ABS).....	76471X	76472X




Dana 60™ Std. Rotation (Continued)

Rear Axle Shafts

Application	Position	Splines	Length (in)	Spicer Part No.	OE Part No.	Hollander Part No.
95-2010 E-250 Van (Semi Float).....	RH	35	31.41	75344-1X	F5UZ4234A	447-2122R
95-2010 E-250 Van (Semi Float).....	LH	35	34.13	75344-2X	F5UZ4234B	447-2123L
79-91 Chevy G-Van	RH/LH	35	39.69	41100-1	15599687	447-1070
98-11 E250/E350 (SRW Semi Float w/ABS)	RH	35	31.36	76002-1X	F8UZ4234AA	447-2680R
98-11 E250/E350 (SRW Semi Float w/ABS)	LH	35	34.08	76002-2X	F8UZ4234AB	447-2681L

Axle Shaft U-Joints

Description	Spicer Part No.
Premium Spicer Life Series (1480 Non-Greasable)	SPL55-3X
Premium Spicer Life Series (1480 Greasable)	SPL55-4X



Misc. Components

Description	Spicer Part No.
RTV Sealant (2.8 oz.)	38615
Friction Modifier/POSI Additive	43161
Pkg - Shim Kit (Pinion Only, 94-98 Dodge Front)	701126X
Pkg - Shim Kit (Ford E-150/E-250/E-350 Rear Refer to BOM)	707431X
Pkg - Shim Kit (79-93 Dodge D-600/D-700, 79-97 Ford Refer to BOM, 77-91 GM, Jeep)	708020
Pkg - Shim Kit (Ford Rear Refer to BOM)	706838X
Pinion Baffle	30982
KIT - Disc & Plate (Trac-Lok)	701151X
Inner Pinion Bearing Kit	706046X
Outer Pinion Bearing Kit	706045X
Pinion Thrust washer	42737
Pinion Seal (98-11 Ford E-150/E-250/E-350 Rear) Confirm fit using axle BOM	50637
Pinion Seal (79-11 Ford E-150/E-250/E-350 Rear, 79-98 Ford Front, 79-98 Dodge Front, GM, Jeep) Confirms fit using axle BOM	42449
Differential Cover Bolts	34822
Inboard Axle Shaft Seal (94-99 Dodge Front) 58.06 MM O.D.	620216
Inboard Axle Shaft Seal (77-91 GM Front) 66.67 MM O.D.	36487
Axle Shaft C-Clip/Retainer (Rear Semi-Float)	39213
Vacuum Disconnect Mount Gasket (94-99 Dodge)	41494
Axle Shaft Bolt (Rear Full Float)	45720
Gasket - Axle Flange (Rear Full Float)	39697
Drive Flange Kit (35 Spline)	10028883

Pinion Yokes


Description	Spicer Part No.
Companion Flange (98-11 Ford E-150/E-250/E-350 Rear)	2010948
End Yoke 29 Spline 1.875" Hub Dia. 2.938" C/L to End (1310 Series)	2-4-3801-1X
End Yoke 29 Spline 1.875" Hub Dia. 2.996" C/L to End (1310 Series)	2-4-8391-1X
End Yoke 29 Spline 1.875" Hub Dia. 2.938" C/L to End (1330 Series)	2-4-4291-1X
End Yoke 29 Spline 1.875" Hub Dia. 3.000" C/L to End (1350 Series)	3-4-13031-2X
End Yoke 29 Spline 1.875" Hub Dia. 3.000" C/L to End (1350 Series)	3-4-5731-1X

SPICER®MADE IN THE U.S.A.
Genuine
DANA
CRATE AXLES**SVL®**

Dana 60™ Reverse Rotation

Applications

Year	Make	Model
1978-79	Ford	F-250/F-350 Snow Fighter
2002-15	Ford	F-250 Super Duty
1978-98	Ford	F-350
1999-15	Ford	F-350 Super Duty
2000-14	Ford	F-450 Super Duty
2000-13	Ford	F-550 Super Duty



Ring & Pinions

Ratio	Spicer Part No.	SVL Part No.
3.54	700020-1*	10001732 (a)
4.10	76159-5X^	-
4.30	708233-3*	10004584 (a)
4.56	-	10004587 (a)
4.88	708123-4*	2020921 (a)
4.88	84676 (b)	-
5.13	-	2020849 (a)
5.38	708123-5*	2020852
5.38	84677 (b)	-
5.38	-	10004590 (a)

* Kit includes bearings, seals, shims, ring gear bolts and pinion nut

^ Kit includes ring gear bolts and pinion nut

(a) must be used with 4.10 & down carrier case

(b) Dana Super 60 Gear - 256 MM

Differential Carrier Cases

Description	Spicer Part No.	Notes
Open/Std. 4.30 & Down	2005502	1.50 Spline Dia. 35 Spline
Open/Std. 4.56 & Up	2005501	1.50 Spline Dia. 35 Spline
Trac-Lok Limited Slip 4.10 & Down	707090-4X	1.50 Spline Dia. 35 Spline
Trac-Lok Limited Slip 4.56 & Up	707097-4X	1.50 Spline Dia. 35 Spline
Eaton E-Locker 4.56 & Up	10024012	35 Spline

All cases come loaded with gearing unless otherwise noted.

Carrier Case Inner Gear Kits

Description	Spicer Part No.	Notes
Open/Std.	708236	1.50 Spline Dia. 35 Spline

Spools

Description	Spline	Spicer Part No.
Dana 60™ 4.56 & Up	30 Spline	2023542
Dana 60™ 4.10 & Down	30 Spline	2023545
Dana 60™ 4.10 & Down	35 Spline	2023541
Dana 60™ 4.56 & Up (Thin Flange)	35 Spline	2023546
Dana 60™ 4.56 & Up	35 Spline	10002216
Dana 60™ 4.56 & Up	40 Spline	10002217

Differential Cover Kits

Description	Spicer Part No.
Stamped Steel Cover Kit (w/o HDW)	47707-1
Nodular Iron - Performance (w/HDW & Gasket)	10024090



Dana 60™ Reverse Rotation (Continued)

Differential Cover Gaskets

Description	Spicer Part No.
High Performance / Reusable	RD51999
Genuine Spicer OE Style	34687

Chromoly Front Axle Shafts - (Inners/Outers)

Application	Location	Position	Spline	Length (in)	U-Joint Part No.	SVL Part No.
78-79 F350 Snow Fighter	Inner	RH	35	34.56"	SPL55-3X	10007820
78-79 F350 Snow Fighter	Inner	LH	35	18.70"	SPL55-3X	10007817
78-88 F350	Outer	RH/LH	35	11.38"	SPL55-3X	10007814
78-88 F350 (Outer Spline Snap Ring Location)	Outer	RH/LH	30	11.40"	SPL55-3X	10007822
85-88 F-350	Inner	RH	35	36.68"	SPL55-3X	10007819
85-88 Ford F350, 81-93 W250, 76-80 W300, 81-93 W350	Inner	LH	35	15.96"	SPL55-3X	10007816
88-98 F350	Inner	RH	35	36.97"	SPL55-4X	10007748
88-98 F350	Inner	LH	35	16.17"	SPL55-4X	10007749
88-98 F350 (Inner Spline Snap Ring Location)	Outer	RH/LH	30	11.38"	SPL55-3X	10007762

Front Axle Shafts

Application	Spicer Part No.
78-79 F-250/F-350 Snow Fighter (Inner LH)	660182-11
78-79 F-250/F-350 Snow Fighter (Inner RH)	660182-10
78-79 F-250/F-350 Snow Fighter, 83-88 F-350 (Outer)	620085
85-88 F-350 (Inner LH)	660182-1
85-88 F-350 (Inner RH)	660182-36
89-97 F-350 (Inner LH)	76660-1X
89-97 F-350 (Inner RH)	76660-2X
89-97 F-350 (Outer)	48903
04-11 F-250/F-350 Super Duty (Outer)	2002692

Axle Shaft U-Joints

Description	Spicer Part No.
Premium Spicer Life Series (SPL55/1480 Series Greasable)	SPL55-4X
Premium Spicer Life Series (SPL55/1480 Series Non-Greasable)	SPL55-3X

Ball Joints

Description	Spicer Part No.
Ball Joint Repair Kit (99-04 Super Duty) - Includes Upper/Lower Ball Joints (RH/LH) - Inner & Outer Axle Seals (RH/LH) - Vacuum O-Rings (RH/LH) - Hardware	2020314
Ball Joint Kit (Upper/Lower Joints) 99-04 Super Duty	700238-2X^
Upper Ball Joint (99-04 Super Duty)	2001257
Lower Ball Joint (99-04 Super Duty)	2001258
Ball Joint Kit (Upper/Lower Joints) 05 & Up Super Duty	2016801*^
Ball Joint Kit (Upper/Lower Joints) 78-98 Ford	700238-2X^
Upper Ball Joint 78-98 Ford	2001257
Lower Ball Joint 78-98 Ford	2001258

* Fits axle BOMs 2003204/05, 2003729, 2004632/33, 2006738, 2008007, 2009785/86, 2011581/82, 2012290, 2013916, 2013981/82/83, 2014038, 611356/57


^ Kit includes one upper ball joint and one lower ball joint



Dana 60™ Reverse Rotation (Continued)

King Pin Components

Description	Spicer Part No.
King Pin Bearing Kit - Lower	706150X
King Pin Oil Seal	41777
King Pin Cap - Upper RH	620132
King Pin Cap Gasket	37307
King Pin	37302
Upper King Pin Bushing	41886
King Pin Bearing Cap - Lower	37299



Misc. Components (1999 & Up Super Duty)

Description	Spicer Part No.
RTV Sealant (2.8 oz.)	38615
Friction Modifier/POSI Additive	43161
Shim Kit - Inner Pinion Adj (1999-04)	701161X
Shim Kit - Inner Pinion Adj (2005 & Up)	703032
Slinger	47890
Inner Pinion Bearing	706046X
Pinion Bearing Baffle	30982
Collapsible Spacer	45658
Outer Pinion Bearing Kit	706045X
Pinion Seal - Confirm Using Axle BOM	2009802
Pinion Seal - Confirm Using Axle BOM	47885
Pinion Nut (1999-04)	30271
Pinion Nut (2005 & Up)	2001153
Differential Bearing Kit	706047X
Differential Bearing Shim Adj. Kit	708012
Ring Gear Bolt	40638
Inner Axle Shaft Oil Seal (1999-04)	50381
Inner Axle Shaft Oil Seal (2005 & Up) - Confirm Using Axle BOM	2017426
Inner Axle Shaft Oil Seal (2005 & Up) - Confirm Using Axle BOM	53877
Outer Axle Shaft Oil Seal (2005 & Up)	2017426
O-Ring - Vacuum Hub (1999-04)	41784-2
O-Ring - Vacuum Hub (2005 & Up)	54983
Drive Flange Kit (35 Spline)	10028883

Misc. Components (1978-98 Ford)


Description	Spicer Part No.
RTV Sealant (2.8 oz.)	38615
Friction Modifier/POSI Additive	43161
Inner Pinion Bearing	706046X
Diff & Pinion Bearing Shims Kit	708020
Outer Pinion Bearing Kit	706045X
Axle Shaft Slinger (78-79 Snow Fighter, 83-88 F-350)	37308
PWR LOK Clutch Pack Kit	2021288
Pinion Seal	42449
Pinion Nut	30271
Differential Bearing Kit	706047X
Diff Bearing Shim Kit	706378X
King Pin Rebuild Kit (Upper Seal, Grease Retainer, Oil Seal, Bearing Kit)	707042X
Spindle Seal & Bearing Kit (78-79 Snow Fighter, 83-91 F-350)	700014
Spindle Seal & Bearing Kit (92-98 F-350)	708084
Spindle Kit (78-79 Snow Fighter, 83-91 F-350)	700022
Spindle Kit (92-98 F-350)	708085
Outer Axle Shaft Seal (78-79 Snow Fighter, 83-91 F-350)	37311

SPICER®MADE IN THE U.S.A.
Genuine
DANA
CRATE AXLES**SVL®****Dana 60™ Reverse Rotation (Continued)****Misc. Components (1978-98 Ford) (Continued)****Description**

Outer Axle Shaft Seal (92-98 F-350)
 Inner Axle Seal (77-96 F-350)
 Inner Axle Seal (93-05 F-350, 2002-05 F-350)
 Spindle Oil Seal
 Inner Spindle Wheel Bearing Kit
 Outer Spindle Wheel Bearing Kit
 Trac-Lok Clutch/Plate Rebuild Kit
 Axleshaft thrust bushing (1999 & Up)
 Outer Axle Shaft Oil Seal (1999-04)
 Front Axle Thrust Washer Kit (1998 to 2011)
 Drive Flange Kit (35 Spline)

Spicer Part No.

50381
 34687
 52148
 48816
 706411X
 706074X
 707083X
 47766
 50491
 701166X
 10028883

**Pinion Yokes****Description**

Companion Flange (98-11 Ford E-150/E-250/E-350 Rear)
 End Yoke 29 Spline 1.875" Hub Dia. 2.938" C/L to End (1310 Series)
 End Yoke 29 Spline 1.875" Hub Dia. 2.996" C/L to End (1310 Series)
 End Yoke 29 Spline 1.875" Hub Dia. 2.938" C/L to End (1330 Series)
 End Yoke 29 Spline 1.875" Hub Dia. 3.000" C/L to End (1350 Series)
 End Yoke 29 Spline 1.875" Hub Dia. 3.000" C/L to End (1350 Series)

Spicer Part No.

2010948
 2-4-3801-1X
 2-4-8391-1X
 2-4-4291-1X
 3-4-13031-2X
 3-4-5731-1X

U-Joint Hardware**Description**

1310 Series - Bolt & Strap
 1330 Series - Bolt & Strap
 1330 Series - U Bolt Style
 1350 Series - U Bolt Style

Spicer Part No.

2-70-18X
 2-70-28X
 2-94-58X
 3-70-28X

The Ultimate Dana 60™ - JK

Applications

Year	Make	Model
2007 & Up	Jeep	Wrangler

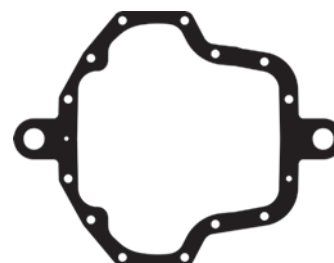
The Ultimate Dana 60™ Crate Axle (Bolt In Axle Assy.)

Application	Spicer Part No.
14-07 Jeep Wrangler JK - Front (4.88 Ratio)	10005778
14-07 Jeep Wrangler JK - Front (5.38 Ratio)	10005777
14-07 Jeep Wrangler JK - Rear (4.88 Ratio)	2023612-1
14-07 Jeep Wrangler JK - Rear (5.38 Ratio)	10005942

Ring & Pinions

Ratio	Position	Spicer Part No.
4.88	Front	84676*
5.38	Front	84677*
4.88	Rear	25334X
5.38	Rear	27518X

* 256MM Super 60 Rev. Rotation




Differential Rebuild Kits

Description	Spicer Part No.
Standard Differential Rebuild Kits - Front	10024003
Standard Differential Rebuild Kits - Rear	10024088
Master Overhaul Kit - Front	10024004
Master Overhaul Kit - Rear	10024089

Differential Carrier Cases

Description	Spicer Part No.
Eaton E-Locker 4.56 & Up (35 Spline)	10024012
E-Locker Wire Harness Kit	10021771



Differential Cover Kits

Description	Spicer Part No.
Nodular Iron - Performance (W/HDW & Performance Gasket) - Front	10024011
Nodular Iron - Performance (W/HDW & Performance Gasket) - Rear	10024090

Chromoly Axle Shafts

Description	Spicer Part No.
Chromoly Axle Shaft Assy - Front Right	10004054
Chromoly Axle Shaft Assy -Front Left	10004053
Chromoly Axle Shaft Assy - Rear Right	10004851
Chromoly Axle Shaft Assy -Rear Left	10003519

Axle Shaft U-Joints

Description	Spicer Part No.
Premium Spicer Life Series (SPL 70)	SPL70-4X

Ball Joints

Description	Spicer Part No.
Ball Joint Kit (Upper/Lower Per Side)	708238

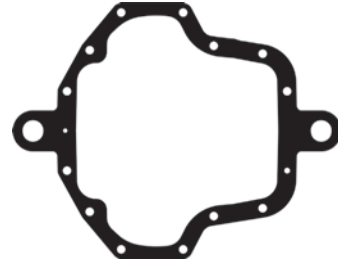
SPICER®MADE IN THE U.S.A.
Genuine
DANA
CRATE AXLES**SVL®**

The Ultimate Dana 60™ - JK (Continued)

Misc. Components - Front Axle


Description	Spicer Part No.
RTV Sealant (2.8 oz.)	38615
Knuckly Assy. Kit - Left	2023567
Knuckly Assy. Kit - Right	2023568
Inner C (Tube Yoke)	2023561
Hub Lock Assy. Kit (35 Spline)	10024007
Steering Arm Kit	10024009
Spindle Assy. Kit	10024010
Brake Components	See Note*

* Not available seperately. Uses 2012 Dodge D2500 components



Misc. Components - Rear Axle

Description	Spicer Part No.
Hub Lock Assy. Kit	10024091
Inner Wheel Bearing Kit (1 cup & cone)	10024092






Dana 61™

Applications

Year	Make	Model
1987-93	Dodge	D-600, D-700 (Front)
1979-87	Ford	E-250/350, F-250/350 (Rear)



Ring & Pinions

Ratio	Spicer Part No.
3.54	706033-1X*
4.10	706661-9X*

* Includes HDW, Bearings, Seals, Shims, Spacer

Differential Carrier Cases

Description	Spicer Part No.
Trac-Lok (Centerline of Cross Shaft to Flange is 2 1/32")	708013
Trac-Lok (Centerline of Cross Shaft to Flange is 1 27/32")	707097X
Open/Std.	2005502

All cases come loaded with gearing unless otherwise noted.

Carrier Case Inner Gear Kits

Description	Spicer Part No.
Open/Std. w/ 1.5" 35 Spline	706702X
Open/Std. w/ 1-5/16" 30 Spline	706043X

Differential Cover Kits

Description	Spicer Part No.
Stamped Steel Cover	2014220

Differential Cover Gaskets

Description	Spicer Part No.
High Performance / Reusable	RD51999
Genuine Spicer OE Style	34687

Misc. Components

Description	Spicer Part No.	Description	Spicer Part No.
RTV Sealant (2.8 oz.)	38615	Wheel Bearing Assy. - Outer (Front)	706074X
Friction Modifier/POSI Additive	43161	Wheel Bearing Assy. - Inner (Front)	706411X
Pkg - Shim Kit	708020	Wheel Bearing Assy. - Outer (Rear Full Float)	706074X
KIT - Disc & Plate (Trac-Lok)	707083X	Wheel Bearing Assy. - Inner (Rear Full Float)	706179X
Inner Pinion Bearing Kit	706046X	Wheel Bearing Assy. - (Rear Semi Float)	566117
Outer Pinion Bearing Kit	706045X	Outboard Axle Shaft Seal (Rear Full Float)	47507
Pinion Thrust washer	42737	Outboard Axle Shaft Seal (Rear Semi Float)	39246
Pinion Seal	42449		
Pinion Nut Washer	30275		
Pinion Nut	30271		
Differential Cover Bolts (Front)	34822		
Ring Gear Bolt	40638		
Carrier Case Cross Shaft (std)	30263		

Pinion Yokes

Description	Spicer Part No.
End Yoke 29 Spline 1.875" Hub Dia. 2.996" C/L to End (1310 Series)	2-4-8391-1X
End Yoke 29 Spline 1.875" Hub Dia. 3.000" C/L to End (1350 Series)	3-4-5731-1X




Dana 70™

Applications

Year	Make	Model
1979-93	Dodge	CB, D M, MB, W, WM Chassis
1994-98	Dodge	D2500/W2500
1999-11	Ford	E-350, E-450
1979-98	Ford	E-250, E-350, E-450, F-350
1979-94	GM	C/K-30, G-Van, G-300, P-30, R-30, V-30
1985	Jeep	CJ10A Military

Ring & Pinions

Ratio	Spicer Part No.	SVL Part No.
3.54	72168-5X^	2021406
3.73	72159-5X^	-
4.10	72154-5X^	-
4.56	72152-5X^	-
4.88	72148-5X^	2020918
5.13	72150-5X^	-
5.86	706999-10X*	2020461
6.17	706999-12X*	-
7.17	72162-5X^	-



**Refer to BOM

* Includes HDW, Bearings, Seals, Shims, Spacer

^ Includes Nut and Ring Gear Bolts Only

Differential Rebuild Kits

Standard Differential Rebuild Kits

Application	Spicer Part No.
90-94 Ford Bakery Truck Chassis(w 70U Rear w/ABS).....	2017516
2002-2008 Ford E-350(w 70 Rear DRW/Full Float).....	2017521
2008-2010 Ford E-350(w 70 Rear SRW/Full Float).....	2017524
2009-2010 Ford E-350(w 70 Rear DRW/Full Float).....	2017524
2001-2008 Ford E-350 DSO(w 70 Rear).....	2017523
90-96 Ford E-350 Chassis(w 70U Rear w/ABS (DRW)).....	2017516
92-96 Ford E-350 Chassis(w 70 2U Rear SRW/Wide Track).....	2017516
94-97 Ford E-350 Chassis(w 70U Rear w/ABS (DRW)).....	2017517
97 Ford E-350 Cutaway(w 70 2U Rear SRW/Wide Track).....	2017516
97 Ford E-350 Chassis(w 70U Rear w/ABS (DRW)).....	2017516
98 Ford E-350 Chassis(w 70U Rear DRW w/ABS).....	2017520
98-2000 Ford E-350 Chassis(w 70HD Rear w/ABS (DRW)).....	2017517
98-2000 Ford E-350 Cutaway(w 70U Rear - DRW).....	2017520
98-2000 Ford E-350 Cutaway(w 70U Rear - SRW).....	2017520
2001 Ford E-350 Chassis(w 70 Rear w/ABS (DRW)).....	2017521
2001-2005 Ford E-350 Cutaway(w 70U Rear).....	2017521
90-97 Ford E-350 Motor Home(w 70HD Rear w/ABS).....	2017517
90-94 Ford E-350 U-Haul Chassis(w 70HD Rear w/ABS).....	2017517
2001 Ford E-450 Super Duty(w 70 Rear w/ABS (DRW)).....	2017523
2002 Ford E-450 Super Duty(w 70 Rear w/ABS (DRW)).....	2017523
2006-2010 Ford E-450 Super Duty(w 70 Rear (DRW)).....	2017523
2000 Ford E-450(w 70 Rear w/ABS (DRW)).....	2017517
2002-2007 Ford E-450(w 70 Rear (DRW)).....	2017523
90-93 Ford UPS Chassis(w 70U Rear w/ABS).....	2017516

*refer to BOM



Dana 70™ (Continued)

Master Overhaul Kit

Application	Spicer Part No.
90-94 Ford Bakery Truck Chassis(w 70U Rear w/ABS).....	2017525
2002-2008 Ford E-350(w 70 Rear DRW/Full Float)	2017532
2008-2010 Ford E-350(w 70 Rear SRW/Full Float)	2017375
2009-2010 Ford E-350(w 70 Rear DRW/Full Float)	2017375
2001-2008 Ford E-350 DSO(w 70 Rear).....	2017535
90-96 Ford E-350 Chassis(w 70U Rear w/ABS (DRW)).....	2017525
92-96 Ford E-350 Chassis(w 70 2U Rear SRW/Wide Track).....	2017525
94-97 Ford E-350 Chassis(w 70U Rear w/ABS (DRW)).....	2017526
97 Ford E-350 Cutaway(w 70 2U Rear SRW/Wide Track).....	2017528
97 Ford E-350 Chassis(w 70U Rear w/ABS (DRW)).....	2017528
98 Ford E-350 Chassis(w 70U Rear DRW w/ABS)	2017530
98-2000 Ford E-350 Chassis(w 70HD Rear w/ABS (DRW)).....	2017529
98-2000 Ford E-350 Cutaway(w 70U Rear - DRW)	2017530
98-2000 Ford E-350 Cutaway(w 70U Rear - SRW)	2017530
2001 Ford E-350 Chassis(w 70 Rear w/ABS (DRW))	2017532
2001-2005 Ford E-350 Cutaway(w 70U Rear)	2017532
90-97 Ford E-350 Motor Home(w 70HD Rear w/ABS).....	2017526
90-94 Ford E-350 U-Haul Chassis(w 70HD Rear w/ABS).....	2017526
2001 Ford E-450 Super Duty(w 70 Rear w/ABS (DRW))	2017534
2002 Ford E-450 Super Duty(w 70 Rear w/ABS (DRW))	2017535
2006-2010 Ford E-450 Super Duty(w 70 Rear (DRW)).....	2017535
2000 Ford E-450(w 70 Rear w/ABS (DRW))	2017526
2002-2007 Ford E-450(w 70 Rear (DRW)).....	2017535
90-93 Ford UPS Chassis(w 70U Rear w/ABS).....	2017525

*refer to BOM

Differential Carrier Cases

Description	Spicer Part No.
Open/Std 4.10 & Down (1.5" 35 Spline) D70U	707215X
Open/Std 4.10 & Down (1.5" 35 Spline) D70	706051X
Open/Std 4.56 & Up (1.5" 35 Spline) D70	706052X
Open/Std 4.56 & Up (1.5" 35 Spline) D70HD	707118X
Open/Std 4.10 & Down (1.37" 32 Spline) D70U	708016
Power Lok Limited Slip 4.10 & Down (1.5" 35 Spline) D70U, D70	707130X
Power Lok Limited Slip 4.10 & Down (1.5" 35 Spline) D70 HD	707189X
Power Lok Limited Slip 4.56 & Up (1.5" 35 Spline) D70U, D70	706050X
Trac Lok Limited Slip 3.73 & Down (1.37" 32 Spline) D70	2005750
Open/Std 4.56 & Down (1.5" 35 Spline) D70	708075-1
Open/Std 4.56 & Down (1.5" 35 Spline) 70HD	2021696
Trac Lok Limited Slip 4.56 & Down (1.5" 35 Spline) 70HD, D70	2005658


Always refer to axle BOM number to confirm proper part for axle application
All cases come loaded with gearing unless otherwise noted.

**Dana 70™ (Continued)****Spicer Carrier Case Inner Gear Kits****Description**

Open/Std (1.5" 35 Spline) D70U, D70
 Open/Std (1.5" 35 Spline) D70U, D70
 Open/Std (1.5" 35 Spline) D70HD, D70
 Open/Std (1.5" 35 Spline) D70HD, D70
 Open/Std (1.37" 32 Spline) D70U, D70
 Power Lok Limited Slip (1.5" 35 Spline) D70U, D70
 Power Lok Limited Slip (1.37" 32 Spline) D70U, D70
 Trac Lok Limited Slip (1.5" 35 Spline) D70, D70HD

Spicer Part No.

706058X
 707119X
 708077
 708181
 707252X
 2021289
 2021290
 2003857



Always refer to axle BOM number to confirm proper part for axle application

SVL Carrier Case Inner Gear Kits**Description**

Open/std. Dana 70™ (32 Spline)
 Open /Std. 70™ (35 Spline)
 PWR Lok Limited Slip Dana 70™ (32 Spline)

SVL Part No.

2023873
 2023874
 10003699

Differential Cover Kits**Description**

Stamped Steel Cover Plug .386" Below Center
 Stamped Steel Cover Plug .480" Below Center
 Stamped Steel Cover Plug .875" Below Center
 Stamped Steel Cover Plug .980" Below Center

Spicer Part No.

708082
 707105-1X
 706059X
 42815-1

Differential Cover Gaskets**Description**

High Performance / Reusable
 Genuine Spicer OE Style

Spicer Part No.

RD51998
 34687

Axle Shafts

Application	Location	Spline	Length (in)	Spicer Part No.	OE Part No.
87-91 Dodge D-200/D-300/D-600/D-700 (w/ ABS)	RH/LH	35	34.24"	35091-29	4428717
79-85 Ford F350	RH/LH	35	35.05"	36113-1	D5TZ4234B
79-94 GM exc Motorhome	RH/LH	35	39.69"	41100-1	15599687
94-98 Dodge D2500/W2500	RH/LH	32	36.71"	43811-12	4746620
92-10 Ford E-350	RH	32	37.40"	43811-4	F2UZ4234A
92-10 Ford E-350	LH	32	40.75"	43811-7	F2UZ4234B
2000 Ford E-450 DRW	RH	35	39.65"	46930-3	YC2Z4234AA
2000 Ford E-450 DRW	LH	35	43.00"	46930-4	YC2Z4234AB

Misc. Components**Description**

RTV Sealant (2.8 oz.)
 Friction Modifier/POSI Additive
 Pkg - Shim Kit (99-11 Ford E-350, E-450)
 Pkg - Shim Kit (Most Apps to 1994)
 Pkg - Shim Kit (94-98 Dodge D2500/3500, 85 Jeep)
 Pinion Spacer
 Tone Ring - ABS Only
 KIT - Disc & Plate (Power-Lok)
 KIT - Disc & Plate (Trac-Lok)
 Inner Pinion Bearing Kit (99-11 Ford E-350 exc DSO & Dodge D2500/W2500 & G-Van DRW 146" WB & 85 Jeep)

Spicer Part No.

38615
 43161
 708078
 706213X
 708020
 46176
 42929
 2021288
 2003819
 706861X

SPICER®MADE IN THE U.S.A.
Genuine
DANA
CRATE AXLES**SVL®****Dana 70™ (Continued)****Misc. Components (Continued)****Description****Spicer Part No.**

Inner Pinion Bearing Kit (99-11 Ford E-350 DSO, E-450, 79-84 Dodge & GM 79-94 exc G-Van DRW 146" WB)	706060X
Inner Pinion Bearing Kit (84-93 Dodge)	706861X
Outer Pinion Bearing Kit	706045X
Pinion Thrust Washer	42737
Pinion Seal (79-03 Ford F-350, E-350, E-450, 79-98 Dodge, 79-94 GM, 85 Jeep)	42449
Pinion Seal (2003-11 Ford E-350, E-450)	706861X
Pinion Nut Washer	30275
Pinion Nut	30271
Differential Cover Bolts (97-11 Ford E-350, E-450)	47508-1
Differential Cover Bolts (79-98 Dodge, 79-97 Ford, 79-94 GM, 85 Jeep)	34822
Ring Gear Bolt	40638
Carrier Case Cross Shaft (std)	46640
Spindle Nut (RH Thread, 87-11 Ford F-250, E-350, E-450)	43075
Spindle Nut (LH Thread)	43076
Spindle Nut (79-95 Dodge, 79-87 Ford, 85 Jeep)	39695
Spindle Nut (95-98 Dodge)	47163
Spindle Nut 2.000-16 Threads (79-94 GM)	33732
Spindle Nut 2.125-16 Threads (79-94 GM)	36635
Wheel Bearing Assy. - Outer (81-11 Ford F-350, E-350, E-450, 79-94 GM)	706074X
Wheel Bearing Assy. - Inner (81-11 Ford F-350, E-350, E-450, 79-94 GM)	706179X
Outboard Axle Shaft Seal	47507
Axle Shaft Bolt (79-92 Ford, 85 Jeep)	39694
Axle Shaft Bolt (92-11 Ford E-350, E-450, 96-98 Dodge)	45720
Axle Shaft Bolt (79-96 Dodge)	43124
Gasket - Axle Flange	39697
Gasket - Axle Flange (79-94 GM)	36554

Pinion Yokes**Description****Spicer Part No.**


Companion Flange 29 Spline (97-11 Ford E-350, E-450)	2010948
Companion Flange (99-11 Ford E-350, E-450)	2010949
End Yoke 29 Spline 1.875" Hub Dia. 2.996" C/L to End (1310 Series)	2-4-8391-1X
End Yoke 29 Spline 1.875" Hub Dia. 2.938" C/L to End (1310 Series)	2-4-3801-1X
End Yoke 29 Spline 1.875" Hub Dia. 3.000" C/L to End (1350 Series)	3-4-5731-1X
End Yoke 29 Spline 1.875" Hub Dia. 3.000" C/L to End (1350 Series)	3-4-13031-2X
End Yoke 29 Spline 1.875" Hub Dia. 3.188" C/L to End (1410 Series)	3-4-5711-1X
End Yoke 29 Spline 1.874" Hub Dia. 3.185 C/L To End (1410 Series)	3-4-11891-1X



Dana 80™

Applications

Year	Make	Model
1993-01	Chrysler/Dodge	D2500/3500, W2500/3500
2000-12	Ford	E-350/F-350/F-450 DRW
1988-00	Ford	F-350 Superduty/F-450
1993-94	Ford	Motorhome
1992-00	GM	P-Chassis



Ring & Pinions

Ratio	Spicer Part No.	SVL Part No.
3.31	707060-7X*	-
3.54/708150-1, 708026-1, 708026-3 (refer to BOM)		10001481
3.73	708120-5^	-
4.10	73200-5X^	10001313**
4.30	708120-7*	-
4.63	80730-5^	-
4.88	84002-5^	-
5.13	73168-5X^	-
5.38	708120-11*	10001474

**Thick Gear

* Includes HDW, Bearings, Seals, Shims, Spacer

^ Includes Nut and Ring Gear Bolts Only

Differential Carrier Cases

Description	Spicer Part No.
Open/Std 3.73 & Down (1.5" 35 Spline)	708027
Open/Std 4.10 & Up (1.5" 35 Spline)	708031
Open/Std 4.10 & Up (1.6" 37 Spline)	707362X
Trac Lok Limited Slip 3.73 & Down	2011842
Trac Lok Limited Slip 4.10 & Up	2003548
Power Lok 4.10 & Up	2011841
Dyneer 4.10 & Up (1.6" 37 Spline)	708097

All cases come loaded with gearing unless otherwise noted.

Spicer Carrier Case Inner Gear Kits

Description	Spicer Part No.	SVL Part No.
Open/Std (1.5" 35 Spline)	707063X	-
Open/Std (1.6" 37 Spline)	707185X	2023875

Differential Cover Kits

Description	Spicer Part No.
High Performance Finned Aluminum	2013834
Stamped Steel Cover Kit (w/HDW) Plug .217" Below Center	708151
Stamped Steel Cover Kit (w/HDW) Plug .375" Below Center	707231X
Stamped Steel Cover Kit (w/HDW) Plug 1.4" Below Center	707329X
Nodular Iron - Performance (w/HDW & Performance Gasket)	10024090

Differential Cover Gaskets

Description	Spicer Part No.
High Performance / Reusable	RD51997
Genuine Spicer OE Style (RTV)	38615



Dana 80™ (Continued)

Axle Shafts

Application	Location	Spline	Length (in)	Spicer Part No.	OE Part No.
90-98 F-350 Super Duty	RH/ LH	37	37.67"	43651-1	FOTZ4234A
92-00 GM P-Chassis	RH/ LH	37	36.17"	44264-1	15664115
92-00 GM P-Chassis	RH/ LH	37	39.27"	44264-2	12380993
94-98 D2500/W2500, D3500/W3500	RH/ LH	35	36.65"	45553-1	4746995
94-98 D2500/W2500, D3500/W3500	RH/ LH	35	39.00"	45553-2	4746967
94-98 D2500/W2500, D3500/W3500	RH/ LH	35	36.50"	45553-3	4746990
98 1/2-08 F-350/F-350 DRW Full Float (4.30 & Down)	RH	35	37.38"	47847-3	F81Z4234BC
98 1/2-08 F-350/F-350 DRW Full Float (4.30 & Down)	LH	35	38.74"	47847-4	F81Z4234DA
98 1/2-08 F-350/F-450 DRW Full Float (4.88 & Up)	RH/ LH	37	40.07"	47852-1	F81Z4234EA
05-11 F-350 Chassis DRW	RH	35	38.89"	2002496-1	8C3Z4234A
05-11 F-350 Chassis DRW	LH	35	40.24"	2002496-2	8C3Z4234B
08 F-350 DRW Full Float	RH	35	39.02"	2002496-5	8C3Z4234C
08 F-350 DRW Full Float	LH	35	40.38"	2002496-6	8C3Z4234D

Misc. Components

Description	Spicer Part No.
RTV Sealant (2.8 oz.)	38615
Friction Modifier/POSI Additive	43161
Pkg - Shim Kit (Ford)	707481X
Pkg - Shim Kit (Ford)	707365X
Pkg - Shim Kit (Dodge)	708036
Tone Ring - ABS Only	42414
KIT - Disc & Plate (Trac-Lok) (Ford)	2003819
Inner Pinion Bearing Kit (Ford To 1999)	707447X
Inner Pinion Bearing Kit (All GM, Dodge, Ford From 1999)	707065X
Outer Pinion Bearing Kit	707064X
Pinion Thrustwasher	42430
Pinion Seal (All GM, All Dodge, Ford 99-00)	46411
Pinion Seal (All except Ford 99-00)	2011840
Pinion Nut Washer	37104
Pinion Nut	2001855
Differential Cover Bolts	47508-1
Differential Cover Bolts (All Dodge, All GM)	34822
Ring Gear Bolt	42433
Carrier Case Cross Shaft (std)	46640
Locking Wedge (Dodge Apps.)	46545
Spindle Nut (Dodge Apps.)	39695, 47163
Spindle Nut (Ford 92-94 F-450 Chassis, Some GM)	36635
Wheel Bearing Retainer (88-89 Ford, 97-98 Ford)	43075 (RH), 43076 (LH)
Wheel Bearing Retainer (Some Ford, GM)	46471
Wheel Bearing Retainer (Ford Apps.)	47858
Wheel Bearing Retainer (Ford Apps.)	43075
Wheel Bearing Assy. - Outer	550348
Wheel Bearing Assy. - Outer	565911
Wheel Bearing Assy. - Outer	566057
Wheel Bearing Assy. - Inner	566071
Wheel Bearing Assy. - Inner	565906
Outboard Axle Shaft Seal	2001888
Outboard Axle Shaft Seal	47507
Outboard Axle Shaft Seal	47860
Outboard Axle Shaft Seal	35256

SPICER®MADE IN THE U.S.A.
Genuine
DANA
CRATE AXLES**SVL®****Dana 80™ (Continued)****Misc. Components (Continued)****Description****Spicer Part No.**

Outboard Axle Shaft Seal (all GM)

40285

Axle Shaft Bolt (Ford F350 DRW 92-00)

45816

Axle Shaft Bolt (Ford F350 DRW 96-98)

45720

Axle Shaft Bolt (Ford F350 DRW 88-91)

42447

Axle Shaft Bolt (Dodge 94-97)

43124

Axle Shaft Bolt (Dodge 97-98, All GM)


45720

Gasket - Axle Flange (3.96" BC, 4.70" OD, refer to BOM)

39697

Gasket - Axle Flange (4.33" BC, 5.13" OD, refer to BOM)

42445

**Pinion Yokes****Description****Spicer Part No.**

End Yoke (37 Spline 2.5" Hub Dia. 4.312" C/L to End 1410 Series)


3-4-11081-1X



Ford 7.5"

Applications

Year	Make	Model
1990-97	Ford	Aerostar
1978-83	Ford	Fairmont
1979-82	Ford	Granada
1979-12	Ford	Mustang
1983-11	Ford	Ranger (Rear)
2003-04	Mercury	Marauder
1980-88	Mercury	Cougar
1980-83	Lincoln	Mark VI
1984-92	Lincoln	Mark VII
1980-88	Ford	Thunderbird
1984-90	Ford	Bronco II
1979-11	Mercury	Grand Marquis
1979-86	Ford	Capri
2000-07	Ford	F-150 1/2 Ton
1979-02	Lincoln	Continental



Ring & Pinions

Ratio	SVL Part No.
3.08	2020858
2.73	10001319
3.73	2020633
4.10	2020855
4.56	10001322

Differential Rebuild Kits

Description	Spicer Part No.
Standard Differential Rebuild Kits	10024035
Master Overhaul Kit	10024036

Differential Carrier Cases

Description	SVL Part No.
Ford 9.75" Open/Std Case, (28 Spline) (Unloaded)	10019425

Carrier Case Inner Gear Kits

Description	SVL Part No.
Std/Open (28 Spline)	2023884

Rear Axle Shafts

Application	Location	Spline	Length (in)	SVL Part No.	OE Part No.	Hollander Part No.
79-93 Mustang, 79-82 Cougar,						
80-82 Thunderbird, 83-86 LTD	RH/LH	28	29.25"	2022599	D9BZ4234C	447-1231
80-89 Crown Vic, Town Car, Grand Marquis	RH/LH	28	31.00"	2023686-5	D9AZ4234A	447-1227
84-92 Ranger/Bronco II, 86-97 Aerostar	LH	28	29.25"	2022601	E3TZ4234C	447-1338
91-97 Town Car, Grand Marquis, Crown Vic	RH/LH	28	31.63"	2023686-2	F2AZ-4234-B	447-1824
93-97 Ranger & Mazda Pickups	RH	28	27.31"	2022618-1	F37Z4234A	447-2088R
94-98 Mustang	RH/LH	28	30.00"	2022656	F4ZZ-4234B	447-2006
98-02 Crown Vic, Town Car, Grand Marquis	RH/LH	28	32.44"	2023686-3	F8AZ-4234-DA	447-2307

Misc. Components

Description	Spicer Part No.
Friction Modifier/POSI Additive	43161
RTV Sealant (2.8 oz.)	38615

SPICER®



MADE IN THE U.S.A.
Genuine

DANA
CRATE AXLES


SVL®



Ford 8.0"

Applications

Year	Make	Model
1962-70	Ford	Fairlane
1962-70	Ford	Falcon
1975-80	Ford	Granada
1971-77	Ford	Maverick
1964-78	Ford	Mustang
1971-80	Ford	Pinto
1971-74	Ford	Torino
1975-80	Mercury	Bobcat
1964-72	Mercury	Comet
1967-68	Mercury	Cougar
1975-80	Mercury	Monarch



Differential Rebuild Kits


Description	Spicer Part No.
Standard Differential Rebuild Kits	10024025
Master Overhaul Kit	10024026

Misc. Components

Description	Spicer Part No.
Friction Modifier/POSI Additive	43161
RTV Sealant (2.8 oz.)	38615

**Ford 8.8"****Applications**

Year	Make	Model
2003 - 05	Ford	Aviator
1979 - 86	Ford	Capri
1979 - 88	Mercury	Cougar
1979 - 00	Lincoln	Continental
2003 - 11	Ford	Crown Victoria
1983 - 83	Ford	E-100 1/2 Ton
1983 - 98	Ford	E-250 3/4 Ton
1997 - 01	Ford	Expedition
1991 - 01	Ford	Explorer
2001 - 10	Ford	Explorer Sport Trac
1983 - 13	Ford	E-150 1/2 Ton
1983 - 96	Ford	Bronco
1983 - 09	Ford	F-150 1/2 Ton
1979 - 82	Ford	Granada
2003 - 11	Mercury	Grand Marquis
1979 - 91	Ford	LTD
1980 - 83	Lincoln	Mark VI
2003 - 04	Mercury	Marauder
1997 - 10	Mercury	Mountaineer
1994 - 09	Ford	Mustang
1998 - 02	Lincoln	Navigator
1999 - 11	Ford	Ranger
2003 - 11	Lincoln	Town Car
1987 - 88	Ford	Thunderbird

**Ring & Pinions**

Ratio	SVL Part No.
3.08	2020743
3.27	2020630
3.31	2020740
3.55	10004659
3.73	10004662
4.10	2020737
4.56	2020499
4.88	2020502
5.13	10004665

Differential Rebuild Kits

Description	Spicer Part No.
Standard Differential Rebuild Kits	10024027
Master Overhaul Kit	10024028

Spools

Description	Spicer Part No.
Mini-Spool 28 Spline	10015382
Mini-Spool 31 Spline	10015385
Full Spool* 31 Spline	10002214

* May require use of C-Clip Eliminator Kit

Carrier Case Inner Gear Kits

Description	SVL Part No.
Std./Open (28 Spline)	2023885
Std./Open (31 Spline)	10003845



Ford 8.8" (Continued)

Differential Cover Kits

Description	Spicer Part No.
Nodular Iron - Performance (w/HDW & Performance Gasket)	10023538

Differential Cover Gaskets

Description	Spicer Part No.
High Performance / Reusable	RD52005

Rear Axle Shafts

Application	Location	Spline	Length (in)	SVL Part No.	OE Part No.	Hollander Part No.
90-89 Crown Vic/Town Car/Grand Marquis.....	RH & LH	28	31.00"	2023686-5	D9AZ4234A	447-1227
91-83 F-150/Bronco.....	LH	31	31.06"	2022602-1	E3TZ4234D	447-1340R
91-83 F-150/Bronco.....	LH	31	33.06"	2022602-2	E3TZ 4234E	447-1341L
92-84 Ranger/Bronco II, 86-97 Aerostar	LH	28	29.25"	2022601	E3TZ4234C	447-1338
93-79 Mustang, 82-79 Cougar, 82-80 Thunderbird, 86-83 LTD	RH & LH	28	29.25"	2022599	D9BZ4234C	447-1231
96-87 E-150	LH	31	35.75"	2022607	YC2Z4234CB	447-1575L
96-87 E-150, Bronco, F-150	RH	31	31.06"	2022605-1	E7TZ-4234-A	447-1573
96-87 E-150, Bronco, F-150	LH	31	33.18"	2022605-2	E7TZ-4234-B	447-1574
97-91 Crown Vic/Grand Marquis/Town Car	RH & LH	28	31.50"	2022651	F2AZ 4234C	447-1823
97-91 Town Car, Grand Marquis, Crown Vic.....	RH & LH	28	31.63"	2023686-2	F2AZ-4234-B	447-1824
97-93 Ranger & Mazda Pickups	RH	28	27.31"	2022618-1	F37Z4234A	447-2088R
98-02 Crown Vic, Town Car, Grand Marquis	RH & LH	28	32.44"	2023686-3	F8AZ-4234-DA	447-2307
98-02 Crown Vic, Town Car, Grand Marquis	LH	28	32.35"	2023686-4	F8AZ-4234-CA	447-2308
02-01 Crown Vic/Town Car/Grand Marquis.....	RH & LH	28	32.25"	2023686-8	IW1Z4234DA	447-2640
02-95 Explorer, 01-97 Mountaineer	RH	31	27.81"	2022636-1	F5TZ-4234-A	447-2120R
02-95 Explorer, 01-97 Mountaineer	LH	31	30.68"	2022636-2	F5TZ-4234-B, 3L2Z 4234-AB	447-2121L
04-00 F-150/Expedition.....	RH	31	31.87"	2022620-1	F75Z4234NA	447-2192
04-97 Ford F-150	RH	31	33.50"	2022620-2	F75Z4234NB	447-2553L/2193
04-99 Mustang GT (EXC. Cobra)	RH & LH	28	30.68"	2022665	XR3Z4234AA	447-2425
05-03 Crown Vic/Grand Marquis/Town Car	RH & LH	28	34.30"	2023686-6	3W1Z 4234KA	447-2733
06-97 E-150	RH	31	31.00"	2022666-1	YC2Z4234CA	447-2439R
11-05 Crown Vic/Town Car/Grand Marquis.....	RH & LH	31	34.50"	2023686-7	6W1Z4234A	447-124

Performance Drive Shafts - One Piece Aluminum

Application	Description	Length (mm)	Series U-joint	Spicer Part No.
2005-14 Mustang GT500	3.5" Aluminum	1312 mm	1350	10002092
2005-10 Mustang GT	3.5" Aluminum	1336 mm	1350	10001766
2005-10 Mustang GT	4" Aluminum	1336 mm	1350	10001767
2005-14 Mustang GT500	4" Aluminum	1312 mm	1350	10001796

SPICER®



MADE IN THE U.S.A.
Genuine
DANA
CRATE AXLES

SVL®



Ford 8.8" (Continued)


U-Joints & Kits

Spicer Life Series (SPL) Premium Performance U-Joint Packs

Application	Spicer Part No.
97-99 Ford F-150 2-Joint Driveshaft w/4 outside snaps	SPL1001FK
00-01 Ford F-150 2-Joint Driveshaft w/4.2L & 4.6L Exc. Reg. Cab w/Short Bed	SPL1001FK
00-01 Ford F-150 2-Joint Driveshaft w/5.4L Eng.	SPL1001FK
97-99 Ford F-150 2-Joint Driveshaft w/2 inside and 2 outside snap rings	SPL1002FK
97-99 Ford F-150 3-Joint Driveshaft	SPL1003FK
00-01 Ford F-150 3-Joint Driveshaft w/4.2L & 4.6L Eng.	SPL1003FK
00-01 Ford F-150 2-Joint Driveshaft w/4.2L & 4.6L Reg. Cab w/Short Bed	SPL1004FK
00-01 Ford F-150 3-Joint Driveshaft w/5.4L Eng.	SPL1005FK
02-03 Ford F-150 2-Joint Driveshaft w/4.2L & 4.6L Reg. Cab w/Short Bed	SPL1006FK
97-01 Ford Expedition 2 joint shaft w/std suspension	SPL1006FK
02-03 Ford F-150 2-Joint Driveshaft w/4.2L & 4.6L Exc. Reg. Cab w/Short Bed	SPL1007FK
02-03 Ford F-150 2-Joint Driveshaft w/5.4L Eng.	SPL1007FK
04 Ford F-150 2-Joint Driveshaft w/4.2L & 4.6L Exc. Reg. Cab w/Short Bed	SPL1007FK
97-01 Ford Expedition 2 joint shaft w/adj. suspension	SPL1007FK
02-06 Ford Expedition 2 joint Driveshaft	SPL1007FK
02-04 Ford F-150 3-Joint Driveshaft w/4.2L & 4.6L Eng.	SPL1008FK
02-03 Ford F-150 3-Joint Driveshaft w/5.4L Eng.	SPL1009FK
98-03 Ford Explorer w/plunging CV joint at TC	SPL1010FK
04 Ford Explorer w/o Sport Trac	SPL1011FK
05-06 Ford Explorer	SPL1011FK
04 Ford Explorer w/Sport Trac	SPL1012FK

Misc. Components

Description	Spicer Part No.
Friction Modifier/POSI Additive	43161
RTV Sealant (2.8 oz.)	38615



SPICER®



MADE IN THE U.S.A.
Genuine
DANA
CRATE AXLES


SVL®



Ford 8.8" Reverse Front

Applications

Year	Make	Model
2007-13	Ford	Expedition (Front)
1997-14	Ford	F-150 1/2 Ton (Front)
1997-99	Ford	F-250 3/4 Ton (Front)
1998-13	Lincoln	Navigator (Front)



Ring & Pinions

Ratio	SVL Part No.
4.56	2020758
4.88	2020761
5.13	10004668

Differential Cover Gaskets

Description	Spicer Part No.
High Performance / Reusable	RD52005


Misc. Components

Description	Spicer Part No.
Friction Modifier/POSI Additive	43161
RTV Sealant (2.8 oz.)	38615

Ford 9"

Applications

Year	Make	Model
1965-85	Ford	Bronco
1957-85	Ford	F-100/150
1957-79	Ford	Full Size Car
1965-73	Ford	Mustang



Ring & Pinions

Ratio	SVL Part No.
3.00	2020627
3.25	2020734
3.50	2020496
3.70	2020624
3.89	2020621
4.11	2020618
4.56	2020615
5.13	10004630
5.14	10010540
5.43	10004633
5.83	10004636
6.00	10004648
6.20	10004653
6.50	10004656

Differential Rebuild Kits

Standard Differential Rebuild Kits

Description	Spicer Part No.
Ford 9" 28 spline-To 5/10/70	10024029
Ford 9" 31 spline-From 05/11/70	10024031

Master Overhaul Kit

Description	Spicer Part No.
Ford 9" 28 spline-To 5/10/70	10024030
Ford 9" 31 spline-From 05/11/70	10024032

Differential Carrier Cases

Description	SVL Part No.
Open/Std Case, (28 & 31 Spline) (Unloaded)	10019424

Carrier Case Inner Gear Kits

Description	SVL Part No.
Trac-Lok POSI (28 Spline) 4 Pinion	2023888
Trac-Lok POSI (31 Spline) 4 Pinion	2023887

3rd Member Drop Out Housing

Description	SVL Part No.
Aluminum 3.250" Daytona Bearing Journal	10007694
Aluminum 3.062" Standard Bearing Journal	10007696
Nodular Iron 3.250" Daytona Bearing Journal	10007698
Nodular 3.062" Standard Bearing Journal	10007700



Ford 9" (Continued)

Pinion Supports

Description	Spicer Part No.
Nodular Iron 5-Bolt stock Bearing	10029033
Nodular Iron 5-Bolt Daytona (large) Bearing 28 Spline	10029034
Aluminum 5-Bolt Daytona (large) Bearing 28 spline	10029036
Aluminum 5-Bolt Daytona Oversize for 35 Spline	10029035
5 -Bolt Pinion Shim Kit (contains one ea. .005, .009, .011, .013, .015, .017)	10027410

Spools

Description	Spline	Spicer Part No.
Spool - Lightweight Design	28 Spline	10002219
Mini Spool	28 Spline	10015391
Spool	31 Spline	2022501
Mini Spool	31 Spline	10015392
Spool - 2.8" & 3.062" Cases	35 Spline	2023544
Spool - Lightweight Design	35 Spline	2022499
Spool - 45 Degree Mark Williams Axles	35 Spline	10002220
Spool - Lightweight Design	40 Spline	10002218

Differential Cover Gaskets


Description	SVL Part No.
High Performance / Reusable	RD52004

Rear Axle Shafts

Application	Location	Spline	Length (in)	SVL Part No.	OE Part No.	Hollander Part No.
76-86 F-150, 86-79 Bronco.....	RH/LH	31	32.00"	2022591	D6TZ4234A	447-1172

Misc. Components

Description	Spicer Part No.
Friction Modifier/POSI Additive	43161
RTV Sealant (2.8 oz.)	38615






Ford 9.75"

Applications

Year	Make	Model
1997-2008	Ford	Ford F-150 5.4L
1997-2008	Ford	Expedition
1997-2008	Lincoln	Navigator



Ring & Pinions

Ratio	SVL Part No.
3.55	2020861
3.73	2020864
4.10	2020867
4.88	2020802
5.13	10004671

Differential Carrier Cases

Description	SVL Part No.
Open/Std Case, (Unloaded)	10019429

Carrier Case Inner Gear Kits

Description	SVL Part No.
Std/Open (34 Spline)	2023886

Differential Cover Kits

Description	Spicer Part No.
Nodular Iron - Performance (w/HDW & Performance Gasket)	10023539

Differential Cover Gaskets

Description	Spicer Part No.
High Performance / Reusable	RD52003

Rear Axle Shafts

Application	Location	Spline	Length (in)	SVL Part No.	OE Part No.	Hollander Part No.
97-99 Expedition, F-150, Navigator	LH	34	33.5"	2022640-2	F75Z-4234-MB	447-2237/2239
97-00 F-100/150	RH	34	31.81"	2022640-1	F75Z-4234-MA	447-2236/2238

U-Joints & Kits

Spicer Life Series (SPL) Premium Performance U-Joint Packs

Application	Spicer Part No.
97-99 Ford F-150 2-Joint Driveshaft w/4 outside snaps	SPL1001FK
00-01 Ford F-150 2-Joint Driveshaft w/4.2L & 4.6L Exc. Reg. Cab w/Short Bed	SPL1001FK
00-01 Ford F-150 2-Joint Driveshaft w/5.4L Eng.	SPL1001FK
97-99 Ford F-150 2-Joint Driveshaft w/2 inside and 2 outside snap rings	SPL1002FK
97-99 Ford F-150 3-Joint Driveshaft	SPL1003FK
00-01 Ford F-150 3-Joint Driveshaft w/4.2L & 4.6L Eng.	SPL1003FK
00-01 Ford F-150 2-Joint Driveshaft w/4.2L & 4.6L Reg. Cab w/Short Bed	SPL1004FK
00-01 Ford F-150 3-Joint Driveshaft w/5.4L Eng.	SPL1005FK
02-03 Ford F-150 2-Joint Driveshaft w/4.2L & 4.6L Reg. Cab w/Short Bed	SPL1006FK
97-01 Ford Expedition 2 joint shaft w/std suspension	SPL1006FK
02-03 Ford F-150 2-Joint Driveshaft w/4.2L & 4.6L Exc. Reg. Cab w/Short Bed	SPL1007FK
02-03 Ford F-150 2-Joint Driveshaft w/5.4L Eng.	SPL1007FK

SPICER[®]



MADE IN THE U.S.A.
Genuine
DANA
CRATE AXLES

SVL[®]



Ford 9.75" (Continued)


U-Joints & Kits (Continued)

Spicer Life Series (SPL) Premium Performance U-Joint Packs

Application	Spicer Part No.
04 Ford F-150 2-Joint Driveshaft w/4.2L & 4.6L Exc. Reg. Cab w/Short Bed	SPL1007FK
97-01 Ford Expedition 2 joint shaft w/adj. suspension	SPL1007FK
02-06 Ford Expedition 2 joint Driveshaft	SPL1007FK
02-04 Ford F-150 3-Joint Driveshaft w/4.2L & 4.6L Eng.	SPL1008FK
02-03 Ford F-150 3-Joint Driveshaft w/5.4L Eng.	SPL1009FK

Misc. Components


Description	Spicer Part No.
Friction Modifier/POSI Additive	43161
RTV Sealant (2.8 oz.)	38615



Ford 10.25"/10.5"

Applications

Year	Make	Model
1985-98	Ford	E-250 3/4 Ton (w/10.25")
1985-98	Ford	F-250 3/4 Ton (Rear w/10.25")
1997-99	Ford	F-250 Super Duty 3/4 Ton (Rear w/10.25")
1979-98	Ford	F-250 Super Duty 3/4 Ton (Rear w/10.25")
1985-97	Ford	F-350 1 Ton (Rear w/10.25")
1997-98	Ford	F-350 Super Duty 1 Ton (Rear w/10.25")
1985-98	Ford	E-350 1 Ton (Rear w/10.25")
1999-10	Ford	F-250 Super Duty 3/4 Ton (Rear w/10.5")
1999-10	Ford	F-350 Super Duty 1 Ton (Rear w/10.5")
1999-10	Ford	E-250 3/4 Ton (w/10.25")
1999-10	Ford	E-350 1 Ton (Rear w/10.5")
2000-10	Ford	E-450 w/10.5"
2000-05	Ford	Excursion w/10.5"



Ring & Pinions

Ratio	SVL Part No.	Application Notes
3.73	2020523	10.25" 93-98 (Late Model Long Spline)
4.30	2023710	10.25" 93-98 (Late Model Long Spline)
4.10	2020755	10.25" 93-98 (Late Model Long Spline)
4.56	2020490	10.25" 93-98 (Late Model Long Spline)
4.88	2023713	10.25" 93-98 (Late Model Long Spline)
5.13	2020493	10.25" 93-98 (Late Model Long Spline)
5.38	2020434	10.25" 93-98 (Late Model Long Spline)
3.73	10004689	10.5" 99-00 (31 Spline)

Differential Rebuild Kits

Description	Spicer Part No.
Standard Differential Rebuild Kits	10024033
Master Overhaul Kit	10024034

Differential Carrier Case Kits

Description	SVL Part No.
Open/Std Case, (Unloaded)	10019426

Differential Cover Gaskets


Description	Spicer Part No.
High Performance / Reusable	RD52002

Misc. Components

Description	Spicer Part No.
Friction Modifier/POSI Additive	43161
RTV Sealant (2.8 oz.)	38615

SPICER®MADE IN THE U.S.A.
Genuine
DANA
CRATE AXLES**SVL®****GM 7.5" / 7.6"****Applications**

Year	Make	Model
1973-75	Buick	Apollo
1977-84	Buick	Electra
1978-83	Buick	Regal
1975-79	Buick	Skylark
1982-05	Chevrolet	Astro/Safari
1982-02	Chevrolet	Camaro
1978-96	Chevrolet	Caprice
1977-87	Chevrolet	El Camino
1977-96	Chevrolet	Impala
1973-83	Chevrolet	Malibu
1978-88	Chevrolet	Monte Carlo
1977-79	Chevrolet	Nova
1983-05	Chevrolet	S10 Blazer/Pickup
2002-05	GMC	Envoy
1983-05	GMC	S15/Jimmy/Pickup
1994-04	GMC	Sonoma
1993-02	Isuzu	Rodeo
1991-04	Oldsmobile	Bravada
1978-88	Oldsmobile	Cutlass
1976-79	Oldsmobile	Omega
1975-86	Pontiac	Bonneville
1975-81	Pontiac	Catalina
1977-02	Pontiac	Firebird
1977-87	Pontiac	Grand Prix
1977-02	Pontiac	Trans Am
1972-76	Pontiac	Ventura

**Ring & Pinions**

Ratio	SVL Part No.	Application Notes
2.73	10004593	
3.08	2019331	
3.23	2020639	
3.42	2020520	
3.42	10004596	Thick Gear
3.55	10017887	
3.73	2020395	
3.73	10004599	Thick Gear
3.90	10012319	
4.10	2020440	
4.11	10004602	Thick Gear
4.30	10004605	
4.56	2020437	

Differential Rebuild Kits

Description	Spicer Part No.
Standard Differential Rebuild Kits	10024037
Master Overhaul Kit	10024038

**GM 7.5" / 7.6" (Continued)****Carrier Case Inner Gear Kits**

Description	SVL Part No.
GM 7.5" Open/Std (26 Spline)	10003714
GM 7.5" Eaton Style POSI (26 Spline)	10003707
GM 7.5" Eaton Style POSI (28 Spline)	2023876
GM 7.625" Open/Std (28 Spline)	2023878

Differential Carrier Case Kits

Description	SVL Part No.
Standard GM 7.625" IFS (28 Spline)(Unloaded Case)	10019415

Spools

Description	Spicer Part No.
Mini Spool, 26 Spline	10015364
Mini Spool, 28 Spline	10015376

Rear Axle Shafts

Application	Location	Spline	Length (in)	SVL Part No.	OE Part No.	Hollander Part No.
98 S10/Blazer, LLV, Sonoma	RH/LH	28	29.13"	10004410	26016760	-
81-90 Caprice/Impala/LeSabre/Bonneville/ Catalina.....	RH/LH	26	30.5"	2022644	22506477	447-1137
91-92 Caprice	RH/LH	26	30.43"	2022655	26019539	447-1870

Misc. Components


Description	Spicer Part No.
Friction Modifier/POSI Additive	43161
RTV Sealant (2.8 oz.)	38615



GM 8.2" 10 Bolt

Applications

Year	Make	Model
1964-72	Chevrolet	Bel Air
1967-70	Chevrolet	Camaro
1964-72	Chevrolet	Chevelle/ Malibu
1964-72	Chevrolet	El Camino
1970-72	Chevrolet	Monte Carlo
1964-72	Chevrolet	Nova
1964-70	Chevrolet	Tempest
1971	Chevrolet	Ventura
1964-72	Chevrolet	Biscayne
1965-71	Chevrolet	Caprice
1964-68	Chevrolet	Chevy II
1964-72	Chevrolet	Impala
1968-72	Chevrolet	Nomad
1964-69	Chevrolet	Skylark
1969-72	Chevrolet	Trans Am
1964-72	Chevrolet	Wildcat



Ring & Pinions

Ratio	SVL Part No.	Application Notes
3.08	10004624	25 Spline
3.36	10004627	25 Spline
3.55	10004620	25 Spline
3.36	10004608	27 Spline Buick/Pontiac/Olds (BOP)
3.55	10004611	27 Spline Buick/Pontiac/Olds (BOP)
3.73	10004614	27 Spline Buick/Pontiac/Olds (BOP)
3.90	10004617	27 Spline Buick/Pontiac/Olds (BOP)

Differential Rebuild Kits

Rear Axle w/1.781" Diff Brgs

Description	Spicer Part No.
Standard Differential Rebuild Kits	10024041
Master Overhaul Kit	10024042

Spools

Description	Spicer Part No.
Mini Spool, 28 Spline	10015370

Rear Axle Shafts

Application	Location	Spline	Length (in)	SVL Part No.	OE Part No.	Hollander Part No.
78-88 Caprice, Impala, Lesabre, Riviera Monte Carlo, Malibu, Catalina, Bonneville.....	RH/LH	28	30.5"	2022592	1255801	447-1067
70-81 Camaro, 68-72 Chevelle/El Camino.....	RH/LH	28	30.25"	2022653	1255802-SH	447-912
67-69 Camaro, 70-75 Nova, 65-67 Chevelle	RH/LH	28	29.5"	2022648	1255803-SH	447-787

Misc. Components

Description	Spicer Part No.
Friction Modifier/POSI Additive	43161
RTV Sealant (2.8 oz.)	38615

SPICER®MADE IN THE U.S.A.
Genuine
DANA
CRATE AXLES**SVL®**

GM 8.25" IFS

Applications

Year	Make	Model
88-08	GM	1500 Front
88-99	GM	2500 6 Lug
92-08	GM	Blazer

Ring & Pinions

Ratio	SVL Part No.	Application Notes
3.73	10004692	All IFS Reverse Rotation
4.11	10005099	All IFS - Reverse Rotation

Differential Rebuild Kits

Description	Spicer Part No.
Standard Differential Rebuild Kits	10024039
Master Overhaul Kit	10024040

Differential Carrier Case Kits

Description	SVL Part No.
GM 8.25" IFS Std/Open 3.42 & Up (Unloaded Case)	10019417

Misc. Components

Description	Spicer Part No.
Friction Modifier/POSI Additive	43161
RTV Sealant (2.8 oz.)	38615

GM 55 Passenger Cars (1955-64)

Applications

Year	Make	Model
1955-64	Chevrolet	Bel Air
1958-64	Chevrolet	Biscayne
1956-62	Chevrolet	Corvette
1959-64	Chevrolet	El Camino
1957-64	Chevrolet	Impala
1955-62	Chevrolet	Nomad
1962-64	Chevrolet	Nova

Differential Carrier Case Inner Gear Kits

Description	SVL Part No.
GM55 Passenger Car (17 Spline) Open Differential	10001710

Misc. Components

Description	Spicer Part No.
Friction Modifier/POSI Additive	43161
RTV Sealant (2.8 oz.)	38615



GM 8.5" & GM 8.6" 10 Bolt


Applications

Year	Make	Model
1973-75	Buick	Apollo
1971-89	Buick	Electra
2004-07	Buick	Rainier
1973-87	Buick	Regal
1975-78	Buick	Riviera
1970-79	Buick	Skylark
1999-13	Cadillac	Escalade
2002-13	Chevrolet	Avalanche 1500
1970-75	Chevrolet	Bel Air
1977-94	Chevrolet	Blazer
1979-87	Chevrolet	C10 1/2 Ton 2WD
1989-00	Chevrolet	C2500 3/4 Ton 2WD
1970-81	Chevrolet	Camaro
1970-96	Chevrolet	Caprice
1973-73	Chevrolet	Chevelle/ Malibu
2004-12	Chevrolet	Colorado
1971-76	Chevrolet	El Camino
1996-13	Chevrolet	Express Van 1500 1/2 Ton
1996-98	Chevrolet	Express Van 2500 3/4 Ton
1979-95	Chevrolet	G10 1/2 Ton
1975-95	Chevrolet	G20 3/4 Ton
1971-96	Chevrolet	Impala
1977-99	Chevrolet	K10/ K1500 1/2 Ton 4WD
1977-91	Chevrolet	K20/K2500 3/4 Ton 4WD
1977-91	Chevrolet	K5 Blazer 4WD
1973-83	Chevrolet	Malibu
1973-78	Chevrolet	Monte Carlo
1970-79	Chevrolet	Nova
1994-05	Chevrolet	S10 Blazer / Pickup
1999-13	Chevrolet	Silverado 1500 1/2 Ton
2001-13	Chevrolet	Silverado HD 1500 1/2 Ton
2003-06	Chevrolet	SSR
1977-13	Chevrolet	Suburban 1/2 Ton
1977-90	Chevrolet	Suburban 3/4 Ton
1995-13	Chevrolet	Tahoe 1500 1/2 Ton

Year	Make	Model
1999-12	Chevrolet	Trailblazer
1979-99	GMC	C15/ C1500 1/2 Ton 2WD
1997-00	GMC	C25/ C2500 3/4 Ton 2WD
2004-12	GMC	Canyon
2002-09	GMC	Envoy
1979-95	GMC	G15/ G1500 1/2 Ton
1978-95	GMC	G25/ G2500 3/4 Ton
1977-99	GMC	K15/ K1500 1/2 Ton 4WD
1977-91	GMC	K25/ K2500 3/4 Ton 4WD
1994-05	GMC	S15 Jimmy / Pickup
1996-13	GMC	Savana 1500 1/2 Ton
1996-98	GMC	Savana 2500 3/4 Ton
1999-13	GMC	Sierra 1500 1/2 Ton
2001-13	GMC	Sierra 1500 HD 1/2 Ton
1999-13	GMC	Sierra Denali
1994-04	GMC	Sonoma
1977-00	GMC	Suburban 1/2 Ton
1977-90	GMC	Suburban 3/4 Ton
1992-93	GMC	Typhoon
1992-13	GMC	Yukon 1500 1/2 Ton
2000-13	GMC	Yukon XL 1500 1/2 Ton
2005-11	Hummer	H3
2003-08	Isuzu	Ascender
1970-87	Oldsmobile	Cutlass
1973-79	Oldsmobile	Omega
1978-79	Plymouth	Phoenix
1970-86	Pontiac	Bonneville
1970-81	Pontiac	Catalina
1970-81	Pontiac	Firebird
1971-87	Pontiac	Grand Prix
1970-77	Pontiac	GTO
1971-83	Pontiac	LeMans
1970-81	Pontiac	Trans Am
1976-77	Pontiac	Ventura

Ring & Pinions

Ratio	SVL Part No.	Application Notes
2.73	2020645	GM 8.5" 10 bolt
3.23	2023698	GM 8.5" 10 bolt
3.42	2020642	GM 8.5" 10 bolt
3.73	2023695	GM 8.5" 10 bolt
3.90	2020954	GM 8.5" 10 bolt
4.11	2019328	GM 8.5" 10 bolt
4.88	2023704	GM 8.5" 10 bolt
5.13	2023707	GM 8.5" 10 bolt
5.38	2023701	GM 8.5" 10 bolt



Differential Rebuild Kits

Description	Spicer Part No.
Standard Differential Rebuild Kits	10024043
Master Overhaul Kit	10024044



GM 8.5" & GM 8.6" 10 Bolt (Continued)

Differential Carrier Cases

Description	SVL Part No.
GM 8.5" Open/Std Case , 2.73 & Up, 28 & 30 Spline (Unloaded)	10019412
GM 8.6".v2 Open/Std Case, 2.73 & up, (Unloaded)	10019428

Spools

Description	Spicer Part No.
Mini Spool, 28 Spline	10015373
Mini Spool, 30 Spline	10015388

Carrier Case Inner Gear Kits

Description	Spline	SVL Part No.
GM 8.5" Standard Open	28 Spline	10020477
GM 8.5" Eaton Style POSI	28 Spline	10028813
GM 8.5" Standard Open	30 Spline	10020478
GM 8.5" Eaton Style POSI	30 Spline	10028814
GM 8.6" V2 Standard Open	30 Spline	2023879

Chromoly Front Axle Shafts - (Inners/Outers)

Application	Location	Position	Spline	Length (in)	U-Joint Part No.	Spicer Part No.
69-77 Blazer, 69-80 K10/K1500, 69-80 K20/K2500, 69-80 K5 Blazer, 69-80 Suburban, 74-92 Wagoneer.....	Outer	RH/LH	19	9.94"	5-760X	10007802
79-87 Blazer, 79-87 K10/K15/K1500, 79-87 K20/K25/K2500, 79-87 K5 Blazer, 79-87 Suburban,	Inner	RH	28	19.15"	5-760X	10007808
79-87 Blazer, 79-87 K10/K15/K1500, 79-87 K20/K25/K2500, 79-87 K5 Blazer, 79-87 Suburban,	Inner	LH	28	35.46"	5-760X	10007809
88-91 Blazer, 88-91 K10/K15/K1500, 88-91 K5 Blazer, 88-91 Suburban.....	Inner	RH	30	19.15"	5-760X	10007823
88-91 Blazer, 88-91 K10/K15/K1500, 88-91 K5 Blazer, 88-91 Suburban.....	Inner	LH	30	35.46"	5-760X	10008246

Rear Axle Shafts

Application	Location	Spline	Length (in)	SVL Part No.	OE Part No.	Hollander Part No.
78-86 C10/1500 PU, K5 Blazer, Suburban.....	RH & LH	28	31.31"	2022592	14035542	447-1204
91-96 Caprice/Roadmaster/Fleetwood	RH	30	30.38"	2022653	26018080	447-1858
89-90 Caprice	RH & LH	28	30.43"	2022648	26014036	447-1668
80-88 Caprice/Impala/Electra/ Fleetwood/ Electra.....	RH & LH	28	30.43"	2022645	22501599	447-1205
88-90 Caprice/Fleetwood/Brougham	RH & LH	30	30.25"	2022647	26014037	447-1407
91-96 Caprice/Estate Wagon, 96-92 Roadmaster	RH & LH	30	31.81"	2022652	26014038	447-1857
91-99 Yukon/Tahoe/Suburban.....	RH & LH	30	33"	2022612	26010416	447-1671
78-88 Suburban/Blazer/Jimmy.....	RH & LH	28	31.5"	2022600	14039547	447-1300
88-91 Suburban/Blazer/Jimmy.....	RH & LH	30	31.5"	2022609	26010414	447-1652
88-95 G1500/G2500.....	RH & LH	30	33.38"	2022613	26013313	447-1672
87-91 Suburban (RV Series).....	RH & LH	30	31.5"	2022610	26010415	447-1669
88-99 Tahoe/Suburban/Yukon, 94-92 Blazer	RH & LH	30	32.00"	2022611	26010417	447-1670
96-02 Express/Savanna.....	LH	30	33.32"	2022658	26042818	447-2172
75-88 G10/G20, 88-79 G1500/G2500	RH & LH	28	33.43"	2022590	14042690	447-1085
07-12 Avalanche, Escalade, Silverado, Sierra, Suburban, Yukon, Yukon XL.....	RH & LH	30	34.25"	2023479	15286380	447-190

SPICER®



MADE IN THE U.S.A.
Genuine
DANA
CRATE AXLES

SVL®



GM 8.5" & GM 8.6" 10 Bolt (Continued)


U-Joints & Kits

Spicer Life Series (SPL) Premium Performance U-Joint Packs

Application	Spicer Part No.
99-04 1500 HD Pickup (Regular Cab).....	SPL1021CK
05 1500 HD Pickup (Regular Cab w/inside snap rings)	SPL1021CK
99-01 1500 HD Pickup (Extended Cab, Short Bed)	SPL1022CK
02-04 1500 HD Pickup (Extended Cab, Std. Bed, W/O 4 Wheel Steer)	SPL1022CK
99-01 1500 HD Pickup (Extended Cab, Long Bed).....	SPL1023CK
02-04 1500 HD Pickup (Extended Cab, Long Bed, W/O 4 Wheel Steer).....	SPL1023CK
02-04 1500 HD Pickup (Extended Cab, Std Bed, W/ 4 Wheel Steer)	SPL1024CK
05 1500 HD Pickup (Regular Cab w/Outside snap rings)	SPL1024CK
06 1500 HD Pickup (Regular Cab, Ext Cab - Std Bed, Crew Cab)	SPL1024CK
02-04 1500 HD Pickup (Crew Cab).....	SPL1025CK
06 1500 HD Pickup (Extended Cab Long Bed).....	SPL1025CK

Misc. Components

Description	Spicer Part No.
Friction Modifier/POSI Additive	43161
RTV Sealant (2.8 oz.)	38615




SPICER®MADE IN THE U.S.A.
Genuine
DANA
CRATE AXLES**SVL®****GM 8.875" 12 Bolt Car****Applications**

Year	Make	Model	Year	Make	Model
1964-72	Chevrolet	Bel Air	1964-72	Chevrolet	Biscayne
1967-72	Chevrolet	Camaro	1966-70	Chevrolet	Caprice
1964-72	Chevrolet	Chevelle/Malibu	1964-68	Chevrolet	Chevy II
1965-72	Chevrolet	El Camino	1970-72	Pontiac	GTO
1964-72	Chevrolet	Impala	1970-72	Chevrolet	Monte Carlo
1968-72	Chevrolet	Nomad	1964-72	Chevrolet	Nova
1969-72	Pontiac	Trans Am	1964-72	Chevrolet	Wildcat

Ring & Pinions

Ratio	SVL Part No.	Note
3.08	10001328	
3.42	10001331	
3.55	10001411	
3.73	10001414	
3.73	2023890	Thin Gear for 4.10 & Up Carrier
3.90	2023893	
4.11	2023893	
4.11	2023899	Thick Gear for 3.90 & Up Carrier
4.56	2023902	
4.88	2023905	
5.13	2023908	

**Differential Rebuild Kits**

Description	Spicer Part No.
Standard Differential Rebuild Kits	10024045
Master Overhaul Kit	10024046

Carrier Case Inner Gear Kits

Description	Spline	SVL Part No.
Eaton Style POSI	30 Spline	2023882
Open Differential	30 Spline	2023883

Differential/Spools

Description	Spline	Spicer Part No.
Mini Spool	30 Spline	10015379

Differential Cover Gaskets

Description	Spicer Part No.
High Performance / Reusable	RD51996

Rear Axle Shafts

Application	Position	Spline	Length (in)	SVL Part No.	OE Part No.	Hollander Part No.
65-72 Chevelle/El Camino, 67-69 Camaro, 65-67 Malibu.....	RH/LH	30	29.75"	2022607	3969349	447-788
68-72 Chevelle/El Camino, 70 Camaro/ Firebird.....	RH/LH	30	31.13"	2022620-1	3969285	447-913

Misc. Components


Description	Spicer Part No.
Friction Modifier/POSI Additive	43161
RTV Sealant (2.8 oz.)	38615



GM 8.875" 12 Bolt Truck

Applications

Year	Make	Model
1969-81	Chevrolet	Blazer
1963-87	Chevrolet	C15/ C1500 1/2 Ton (2WD)
1963-87	Chevrolet	G15/ G1500 1/2 Ton
1969-87	Chevrolet	K10/ K1500 1/2 Ton (4WD)
1963-87	Chevrolet	K5 Blazer (4WD)
1963-87	Chevrolet	Suburban 1/2 Ton
1967-81	Chevrolet	C10 1/2 Ton (2WD)
1961-81	Chevrolet	G10 1/2 Ton
1963-87	Chevrolet	G25/ G2500 3/4 Ton
1963-87	Chevrolet	K15/ K1500 1/2 Ton (4WD)
1963-87	Chevrolet	Suburban 1/2 Ton



Ring & Pinions

Ratio	SVL Part No.	Application Notes
3.08	10001417	
3.42	10001420	
3.73	10001424	
3.73	10001431	Thick Gear
4.11	10004677	
4.11	10004680	Thick Gear
4.56	2023716	
4.56	10004683	Thick Gear

Carrier Case Inner Gear Kits

Description	Spline	SVL Part No.
Posi Traction Differential	30 Spline	2023882
Open Differential	30 Spline	2023883

Differential Carrier Cases

Description	SVL Part No.
Open/Std Case, 3.73 & Up, 30 Spline, (Unloaded)	10019411

Differential/Spools

Description	Spline	Spicer Part No.
Mini Spool	30 Spline	10015379

Rear Axle Shafts

Application	Position	Spline	Length (in)	SVL Part No.	OE Part No.	Hollander Part No.
70-81 K-Series Suburban/Blazer	RH/LH	30	31.43"	2022658	14071750	447-1063
70-87 Blazer, Jimmy, Pickup & Suburban 1/2 Ton 2WD	RH/LH	30	31.43"	2022649-1	14071751	447-1062

Misc. Components


Description	Spicer Part No.
Friction Modifier/POSI Additive	43161
RTV Sealant (2.8 oz.)	38615



GM 9.25" IFS Front (2010 & Down)

Applications

Year	Make	Model
2002-06	Chevrolet	Avalanche 2500 (Front)
2004-10	Chevrolet	Express Van 3500 (Front)
1988-00	Chevrolet	K20/K2500 (Front)
1989-00	Chevrolet	K30/K3500 (Front)
2001-10	Chevrolet	Silverado 1500 HD (Front)
1999-10	Chevrolet	Silverado 2500 (Front)
2001-10	Chevrolet	Silverado 3500 (Front)
1988-10	Chevrolet	Suburban (Front)
1988-00	GMC	K25/K2500 (Front)
1989-00	GMC	K35/K3500 (Front)
2001-10	GMC	Sierra 1500 HD (Front)
2001-10	GMC	Sierra 2500 (Front)
2001-10	GMC	Sierra 3500 (Front)
2000-10	GMC	Sierra Denali (Front)
1992-10	GMC	Yukon 2500 (Front)
2000-10	GMC	Yukon XL 2500 (Front)
2002-09	Hummer	H2 (Front)



Differential Rebuild Kits

Description	Spicer Part No.
Standard Differential Rebuild Kits	1002407
Master Overhaul Kit	1002408

Differential Carrier Case Kits

Description	SVL Part No.
Open/Std Case, 3.42 & up (Unloaded)	10019420

U-Joints & Kits

Spicer Life Series (SPL) Premium Performance U-Joint Packs

Application	Spicer Part No.
99-04 1500 HD Pickup (Regular Cab).....	SPL1021CK
05 1500 HD Pickup (Regular Cab w/inside snap rings)	SPL1021CK
99-01 1500 HD Pickup (Extended Cab, Short Bed)	SPL1022CK
02-04 1500 HD Pickup (Extended Cab, Std. Bed, W/O 4 Wheel Steer)	SPL1022CK
99-01 1500 HD Pickup (Extended Cab, Long Bed).....	SPL1023CK
02-04 1500 HD Pickup (Extended Cab, Long Bed, W/O 4 Wheel Steer).....	SPL1023CK
02-04 1500 HD Pickup (Extended Cab, Std Bed, W/ 4 Wheel Steer)	SPL1024CK
05 1500 HD Pickup (Regular Cab w/Outside snap rings)	SPL1024CK
06 1500 HD Pickup (Regular Cab, Ext Cab - Std Bed, Crew Cab)	SPL1024CK
02-04 1500 HD Pickup (Crew Cab)	SPL1025CK
06 1500 HD Pickup (Extended Cab Long Bed).....	SPL1025CK

Misc. Components

Description	Spicer Part No.
Friction Modifier/POSI Additive	43161
RTV Sealant (2.8 oz.)	38615

SPICER[®]



MADE IN THE U.S.A.
Genuine

DANA
CRATE AXLES

SVL[®]



GM 9.5" Rear

Applications

Year	Make	Model
1988-08	GM	1500 HD
1981-08	GM	2500 (Non HD)
2003-08	Hummer	H2

Differential Carrier Case Kits


Description	SVL Part No.
Std/Open 3.42 & Up (Unloaded Case)	10019420

Carrier Case Inner Gear Kits

Description	Spline	SVL Part No.
Open/Std. Diff	33	2023880

Misc. Components

Description	Spicer Part No.
Friction Modifier/POSI Additive	43161
RTV Sealant (2.8 oz.)	38615

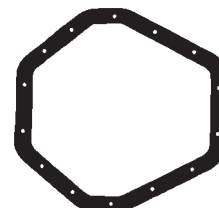




GM 10.5" 14 Bolt

Applications

Year	Make	Model
2002-06	Chevrolet	Avalanche 2500
1973-88	Chevrolet	C20 3/4 Ton 2WD
1989-00	Chevrolet	C2500 3/4 Ton 2WD
1973-88	Chevrolet	C30 1Ton 2WD
1989-02	Chevrolet	C3500
1996-13	Chevrolet	Express Van 2500 3/4 Ton
1996-13	Chevrolet	Express Van 3500 1 Ton
1975-95	Chevrolet	G20 3/4 Ton
1979-96	Chevrolet	G30 1 Ton
1973-00	Chevrolet	K20/K2500 3/4 Ton 4WD
1972-00	Chevrolet	K30/ K3500 1 Ton 4WD
1997-05	Chevrolet	P30 1 Ton Van
1997-99	Chevrolet	P3500
1999-13	Chevrolet	Silverado 2500 3/4 Ton
2001-13	Chevrolet	Silverado HD 1500 1/2 Ton
1999-13	Chevrolet	Silverado HD 2500 3/4 Ton
2001-13	Chevrolet	Silverado HD 3500 1 Ton
1973-13	Chevrolet	Suburban 3/4 Ton
1973-00	GMC	C25/ C2500 3/4 Ton 2WD
1973-02	GMC	C35/ C3500 1 Ton 2WD
1981-87	GMC	G15/ G1500 1/2 Ton
1979 -96	GMC	G35/ G3500 1 Ton
1966-00	GMC	K25/ K2500 3/4 Ton 4WD
1977-00	GMC	K35/K3500 1 Ton 4WD
1996-13	GMC	Savana 2500 3/4 Ton
1996-13	GMC	Savana 3500 1 Ton
1999-13	GMC	Sierra 2500 3/4 Ton
1999-13	GMC	Sierra 2500 HD 3/4 Ton
1973-00	GMC	Suburban 3/4 Ton
1992-13	GMC	Yukon 2500 3/4 Ton
2006-13	GMC	Yukon XL 2500 3/4 Ton



Ring & Pinions

Ratio	SVL Part No.	Application Notes
3.21	2023929	
3.42	2023911	
3.73	2023914	
4.11	2023917	
4.56	2023932	
4.56	2023935	Thick Gear - Used with 4.10 & Down Carrier Case
4.88	2023920	Thick Gear - Used with 4.10 & Down Carrier Case
5.13	2023923	Thick Gear - Used with 4.10 & Down Carrier Case
5.38	2023926	Thick Gear - Used with 4.10 & Down Carrier Case

Differential Rebuild Kits

Standard Differential Rebuild Kits

Application	Spicer Part No.
73-88 GM 10.5" 14 Bolt	10024049
88-97 GM 10.5" 14 Bolt	10024051

Master Overhaul Kit

Application	Spicer Part No.
73-88 GM 10.5" 14 Bolt	10024050
88-97 GM 10.5" 14 Bolt	10024052

SPICER®MADE IN THE U.S.A.
Genuine
DANA
CRATE AXLES**SVL®**

GM 10.5" 14 Bolt (Continued)

Differential Carrier Case Kits

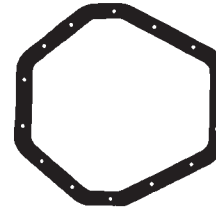
Description	SVL Part No.
Open/Std Case, 4.10 & down (Unloaded)	10019431

Spools

Description	Spicer Part No.
4.10 & Down, 30 Spline	2022498

Differential Cover Gaskets

Description	Spicer Part No.
High Performance / Reusable	RD51995



U-Joints & Kits

Spicer Life Series (SPL) Premium Performance U-Joint Packs

Application	Spicer Part No.
99-04 1500 HD Pickup (Regular Cab).....	SPL1021CK
05 1500 HD Pickup (Regular Cab w/inside snap rings)	SPL1021CK
99-01 1500 HD Pickup (Extended Cab, Short Bed)	SPL1022CK
02-04 1500 HD Pickup (Extended Cab, Std. Bed, W/O 4 Wheel Steer)	SPL1022CK
99-01 1500 HD Pickup (Extended Cab, Long Bed).....	SPL1023CK
02-04 1500 HD Pickup (Extended Cab, Long Bed, W/O 4 Wheel Steer).....	SPL1023CK
02-04 1500 HD Pickup (Extended Cab, Std Bed, W/ 4 Wheel Steer)	SPL1024CK
05 1500 HD Pickup (Regular Cab w/Outside snap rings)	SPL1024CK
06 1500 HD Pickup (Regular Cab, Ext Cab - Std Bed, Crew Cab)	SPL1024CK
02-04 1500 HD Pickup (Crew Cab).....	SPL1025CK
06 1500 HD Pickup (Extended Cab Long Bed).....	SPL1025CK

Misc. Components


Description	Spicer Part No.
Friction Modifier/POSI Additive	43161
RTV Sealant (2.8 oz.)	38615



GM 11.5" AAM

Applications

Year	Make	Model
2004-10	Chevrolet	Express Van 3500
2001-10	Chevrolet	Silverado 2500
2001-10	Chevrolet	Silverado 3500
2001-10	Chevrolet	Silverado HD 2500
2001-10	Chevrolet	Silverado HD 3500
2001-09	GMC	Savana 3500
2001-10	GMC	Sierra 2500
2001-10	GMC	Sierra 2500 HD
2001-10	GMC	Sierra 3500
2001-10	GMC	Sierra 3500 HD
2003-11	Dodge	2500/3500



Ring & Pinions

Ratio	SVL Part No.
3.42	10004686
3.73	2020648
4.10	2020651
4.56	2020654
4.88	2020657
5.13	2023688
5.38	2023691

Carrier Case Inner Gear Kits

Description	SVL Part No.
Standard Open, 30 Spline	2023881

U-Joints & Kits

Spicer Life Series (SPL) Premium Performance U-Joint Packs

Application	Spicer Part No.
99-04 1500 HD Pickup (Regular Cab).....	SPL1021CK
05 1500 HD Pickup (Regular Cab w/inside snap rings)	SPL1021CK
99-01 1500 HD Pickup (Extended Cab, Short Bed)	SPL1022CK
02-04 1500 HD Pickup (Extended Cab, Std. Bed, W/O 4 Wheel Steer)	SPL1022CK
99-01 1500 HD Pickup (Extended Cab, Long Bed).....	SPL1023CK
02-04 1500 HD Pickup (Extended Cab, Long Bed, W/O 4 Wheel Steer).....	SPL1023CK
02-04 1500 HD Pickup (Extended Cab, Std Bed, W/ 4 Wheel Steer)	SPL1024CK
05 1500 HD Pickup (Regular Cab w/Outside snap rings)	SPL1024CK
06 1500 HD Pickup (Regular Cab, Ext Cab - Std Bed, Crew Cab)	SPL1024CK
02-04 1500 HD Pickup (Crew Cab).....	SPL1025CK
06 1500 HD Pickup (Extended Cab Long Bed).....	SPL1025CK

Misc. Components

Description	Spicer Part No.
Friction Modifier/POSI Additive	43161
RTV Sealant (2.8 oz.)	38615

SPICER®MADE IN THE U.S.A.
Genuine
DANA
CRATE AXLES**SVL®**


Toyota 7.5" Standard Rotation

Applications

Year	Make	Model
1979 - 97	Toyota	Hilux 2WD Rear
1977 - 95	Toyota	Pick Up 2WD Rear
1995 - 2006	Toyota	Tacoma 2WD Rear
1986 - 95	Toyota	4Runner/Pick UP 4WD Front IFS Std. Rotation (4 & 6 Cyl.)
1986 - 97	Toyota	Hilux 4WD Front IFS Std. Rotation (4 & 6 Cyl.)
1993 - 98	Toyota	T100 4WD Front IFS Std. Rotation (6 Cyl.)

Ring & Pinions

Ratio	SVL Part No.	Industry No.
4.56	2021378	T7.5-456IFS
4.88	2021369	T7.5-488IFS
5.29	2021375	T7.5-529IFS



Differential Rebuild Kits

79-95 Pickup/4Runner, 87-95 Supra non Turbo

Description	Spicer Part No.
Standard Differential Rebuild Kits	10024053
Master Overhaul Kit	10024054

Misc. Components


Description	Spicer Part No.
Friction Modifier/POSI Additive	43161
RTV Sealant (2.8 oz.)	38615

SPICER®MADE IN THE U.S.A.
Genuine
DANA
CRATE AXLES**SVL®**

Toyota 8" 4 Cyl

Applications

Year	Make	Model
1979-85	Toyota	Pickup/4 Runner Front
1979-95	Toyota	Pickup/4 Runner Rear (V6 & 4 Cyl.)
1987-95	Toyota	Pickup Rear/4 Runner Rev. Rotation
1990-98	Toyota	Land Cruiser Front



Ring & Pinions

Ratio	SVL Part No.	Industry No.
3.90	2021388	T390
4.11	10001325	T411
4.56	2020894	T456
4.88	2021381	T488
5.29	2020891	T529
5.71	2021372	T571

Differential Rebuild Kits

79-85 Pickup/4Runner

Description	Spicer Part No.
Standard Differential Rebuild Kits	10024055
Master Overhaul Kit	10024056

Differential/Spools

Description	Spicer Part No.
Full Spool	4 Cylinder - 30 Spline 2023543
Full Spool	V6 - 30 Spline 2023539

Carrier Case Inner Gear Kits

Description	SVL Part No.
Standard Open, 30 Spline	10005781

Rear Axle Shafts

Application	Location	Spline	Length (in)	SVL Part No.	OE Part No.	Hollander Part No.
96-02 4-Runner	RH/LH	30	29.63"	2023480	4231135400	447-59694

Misc. Components


Description	Spicer Part No.
Friction Modifier/POSI Additive	43161
RTV Sealant (2.8 oz.)	38615

SPICER®MADE IN THE U.S.A.
Genuine
DANA
CRATE AXLES**SVL®**

Toyota V6 Truck & Tacoma w/ OEM Locking Diff.

Applications

Year	Make	Model
1995-13	Toyota	Tacoma Rear w/ OEM locking Diff.
2007-09	Toyota	FJ Cruiser Rear w/ OEM locking Diff.
1993-98	Toyota	T100 Rear w/ OEM locking Diff.
1999-06	Toyota	Tundra Rear w/o OEM locking Diff.
1996-09	Toyota	4Runner Rear w/ OEM locking Diff.
1985-09	Toyota	4Runner Rear (6 Cyl.)
1986-95	Toyota	Pick up Rear (6 Cyl.) & (4 Cyl. Turbo)
1985-97	Toyota	Hilux Rear (6 Cyl.) & (4 Cyl. Turbo)



Ring & Pinions

Ratio	SVL Part No.	Industry No.
4.11	2020529	T411V6
4.56	2019338	T456V6
4.88	2020526	T488V6
5.29	2020532	T529V6

Misc. Components

Description	Spicer Part No.
Friction Modifier/POSI Additive	43161
RTV Sealant (2.8 oz.)	38615


Toyota T100 & Tacoma w/o OEM Locking Diff.

Applications

Year	Make	Model
1995-13	Toyota	Tacoma 2/4WD Rear w/o OEM locking Diff.
1993-98	Toyota	T100 2/4WD Rear w/o OEM locking Diff.
2001-06	Toyota	Sequoia 2/4WD Rear w/o OEM locking Diff. (6 Cyl.)
1999-06	Toyota	Tundra 2WD Rear w/o OEM locking Diff. (6 Cyl.)

Ring & Pinions

Ratio	SVL Part No.	Industry No.
4.56	2021393	TAC456
4.88	2020915	TAC488
5.29	2021396	TAC529



Differential Carrier Cases

Description	SVL Part No.
Toy T100/Taco Open/Std Case, 3.73 & down (Unloaded)	10019430

Misc. Components

Description	Spicer Part No.
Friction Modifier/POSI Additive	43161
RTV Sealant (2.8 oz.)	38615

SPICER®



MADE IN THE U.S.A.
Genuine

DANA
CRATE AXLES

SVL®




Toyota 9.5" Landcruiser Standard Rotation

Applications

Year	Make	Model
1969-90	Toyota	Landcruiser Front solid Axle
1969-03	Toyota	Landcruiser Rear

Ring & Pinions

Ratio	SVL Part No.	Industry No.
4.88	2021385	T488L



Misc. Components

Description	Spicer Part No.
Friction Modifier/POSI Additive	43161
RTV Sealant (2.8 oz.)	38615



Engineered for Precision.

BACKED BY DANA.

Genuine Spicer® Products

Tested and proven, Spicer parts are manufactured to the highest standards of premium performance and the quality you expect from Dana.



SVL® Products for the Aftermarket

With the ideal blend of coverage for all makes, quality SVL parts are engineered to meet Dana's aftermarket product requirements.



SPICER®



Axle Overhaul and Bearing Kits

**From Bearing Install to Overhaul,
Spicer Has the Kit for You.**





Don't Trust Your Vehicle to Knock-off Parts. Genuine Spicer Parts are proven to deliver results across the global range of industry, including the growing hydraulic fracturing industry. Spicer transmission and axle products offer the same durability and reliability as original equipment (OE) parts because they are OE parts. And as our technology continues to advance, Spicer after market parts might even outperform your original parts.

Genuine Spicer Axle Kits include all the latest production upgrades, so the parts you're installing are as good—or better—than the parts that originally came with your vehicle.

- Save Money: Buying components separately can be costly and cumbersome.
- Save Downtime: Be ready to perform a repair or overhaul as you need it.
- Save Aggravation: Have all the parts you need—right where you need them.

Not all bearings are created equal. Choose Spicer Axle Bearing Kits for just the right repair. Each kit comes with the exact combination of parts you need to get your axle back in shape and on the road.

- The highest quality mix of bearings, cups and cones for performance you can count on.
- Premium oil seals to keep lube in—and dust and grime out.
- Handy RTV compound to seal the repair.

Standard Axle Bearing Kits Include:

- Pinion Head & Tail Bearings
- Differential Bearings
- Pinion Seal
- Pinion Nut
- Collapsible Spacer (where applicable)
- RTV Sealant



Master Axle Overhaul Kits

Our most comprehensive kit—complete with everything you need for a thorough and lasting repair.

- The highest quality mix of bearings, cups and cones, each precisely selected for maximum performance in every position and application.
- Premium oil seals for your best protection against nagging leaks and damaging contamination.
- All the small parts to do the job right, including sealant, snap rings, gaskets, shims and more.
- Production upgrades that ensure genuine Spicer parts are as good as—or better than—the OE parts they replace.

Master Overhaul Kits Include:

- Pinion Head & Tail Bearings
- Differential Bearings
- Pinion Seal
- Pinion Nut
- Collapsible Spacer
- RTV Sealant
- Ring Gear Bolts
- Pinion Adjusting Shims
- Differential Adjusting Shims



Bearing Kit Applications

Model	Make	Application	Year	Ring Gear Diameter	Description	Axle Bearing Rebuild Kit	Master Overhaul Kit
Super 30	Dodge	Nitro (KA)	2007-2010	186	Front	2017366	2017378
30	Jeep	Cherokee (XJ)	1990-2000	181	Front	2017361	2017371
30	Jeep	Cherokee (XJ)	2001	181	Front	2017369	2017380
30	Jeep	Cherokee (XJ)	2000	181	Front W/ABS	2017365	2017383
30	Jeep	Grand Cherokee (ZJ)	1992-1994	181	Front W/ABS	2017365	2017382
Super 30	Jeep	Grand Cherokee (WJ)	1999-2000	186	Front W/ABS (CV Style)	2017363	2017376
Super 30	Jeep	Grand Cherokee (WJ)	2001-2004	186	Front W/ABS (CV Style)	2017368	2017379
Super 30	Jeep	Liberty (KJ)	2000-2005	186	Front	2017367	2017377
30	Jeep	Wrangler (YJ)	1990-1996	181	Front	2017361	2017371
30	Jeep	Wrangler (TJ)	1997-1999	181	Front	2017365	2017383
Super 30	Jeep	Wrangler (WJ)	1999	186	Front W/ABS	2017363	2017376
35	Jeep	Cherokee (XJ)	1990-2001	194	Rear	2017137	2017141
35	Jeep	Comanche (MJ)	1990-1993	194	Rear	2017137	2017141
35	Jeep	Grand Cherokee (ZJ)	1993-1996	194	Rear W/ABS	2017137	2017141
Super 35	Jeep	Liberty (KJ)	2002-2003	198	Rear W/ABS	2017140	2017144
35	Jeep	Wrangler (YJ & TJ)	1990-1996	194	Rear	2017137	2017141
35	Jeep	Wrangler (TJ)	1997-2000	194	Rear W/ABS	2017137	2017141
35	Jeep	Wrangler (TJ)	2001	194	Rear W/ABS (Axle BOM# 606655-1 & 60655-2)	2017137	2017145
35	Jeep	Wrangler (TJ)	2001	194	Rear W/ABS (Axle BOM# 606563-1 & 60655-6)	2017137	2017141
35	Jeep	Wrangler (TJ)	2002-2006	194	Rear W/ABS	2017137	2017145
Super 44	Jeep	Commander (XK)	2006	226	Rear	2017089	2017105
Super 44	Jeep	Commander (XK)	2007-2008	226	Rear (Axle BOM# 2007854-1 & 2010264-1)	2017089	2017105
Super 44	Jeep	Grand Cherokee (WJ)	1999-2000	226	Rear W/ABS (W/ 7/16" Ring Gear Bolts)	2017081	2017092
Super 44	Jeep	Grand Cherokee (WJ)	2001-2003	226	Rear W/ABS	2017082	2017093
Super 44	Jeep	Grand Cherokee (WK)	2006-2008	226	Rear - SRT8 (Axle BOM# 2005359-1, 2005726-1, 2007248-1, 2008453-1)	2017089	2017105
Super 44	Jeep	Grand Cherokee (WK)	2008	226	Rear - SRT8 (Axle BOM# 2009154-1, 2009572-1, 2010263-1)	2017089	2017105
Super 44	Jeep	Grand Cherokee (WK)	2008	226	Rear (Axle BOM# 2007854-1 & 2010264-1)	2017089	2017105
44	Jeep	Wrangler (TJ)	1998-2000	216	Rear Trac-Lok®	2017080	2017091
44	Jeep	Wrangler (TJ)	2001-2002	216	Rear Trac-Lok® (Axle BOM# 606565-4, 606567-3 & 606626)	2017080	2017091
44	Jeep	Wrangler (TJ)	2001-2003	216	Rear (Axle BOM# 606647-1,2, 606851-1,2, 607006-1,2, 606646, 606648, 606850, 606852, 606875)	2017083	2017096
44	Jeep	Wrangler (TJ)	2003-2006	216	Rear (Axle BOM# 606642, 607001, 607012, 607015-1,2,3,4, 6070016-1,2, 2003690, 205809, 2006233-1,2,3,4, 2006234-1,2)	2017084	2017100
44	Jeep	Wrangler (TJ)	2003-2006	216	Rear (Axle BOM# 606960-1,2, 606959, 606961, 607007, 607008, 2006231-1,2,3,4, 2006232-1,2,3)	2017083	2017098
44	Jeep	Wrangler (TJ)	2003-2006	216	Rear - Air Locker	2017085	2017097
44	Jeep	Wrangler (TJ)	2003-2006	216	Front W/ABS & Air Locker	2017085	2017101
44	Jeep	Wrangler (TJ)	2004-2006	216	Rear (Axle BOM# 606998, 2001543, 2003688, 2003689, 2003691, 2004422, 2004423, 2005796, 2005806, 2005807)	2017083	2017099
44	Jeep	Wrangler (TJ)	2005-2006	216	Front W/ABS (Axle BOM# 2002700 & 2005808)	2017085	2017097
Super 44	Jeep	Wrangler (JK)	2007	226	Rear - Rubicon Elec Lok	2017087	2017103
Super 44	Jeep	Wrangler (JK)	2007	226	Rear - Trac-Lok® (Axle BOM# 2008491-4)	2017086	2017102
Super 44	Jeep	Wrangler (JK)	2007	226	Rear - Std. & Trac-Lok® (Exc. Axle BOM# 2008491-4)	2017086	2017102
Super 44	Jeep	Wrangler (JK)	2007-2009	226	Front - Rubicon Elec Lok	2017088	2017106
Super 44	Jeep	Wrangler (JK)	2008-2011	226	Rear - Rubicon Elec Lok	2017087	2017110
Super 44	Jeep	Wrangler (JK)	2008-2011	226	Rear	2017086	2017109

Bearing Kit Applications

Model	Make	Application	Year	Ring Gear Diameter	Description	Axle Bearing Rebuild Kit	Master Overhaul Kit
60	GM	G-Van	1990-1992	248	125" WB - Full Float	2017590	2017592
60	GM	G-Van	1990-1992	248	146" WB - Full Float	2017590	2017592
60	Ford	E-350 Van	1993-1994	248	Rear SRW/Full Float	2017590	2017592
60	GM	Savana/Express	2002	248	Rear	2017590	2017593
60	GM	Savana/Express	2008-2010	248	Rear	2017590	2017593
70U	Ford	Bakery Truck Chassis	1990-1994	267	Rear W/ABS	2017516	2017525
70	Ford	E-350	2002-2008	267	Rear DRW/Full Float	2017521	2017532
70	Ford	E-350	2008-2010	267	Rear SRW/Full Float	2017524	2017375
70	Ford	E-350	2009-2010	267	Rear DRW/Full Float	2017524	2017375
70	Ford	E-350 DSO	2001-2008	267	Rear	2017523	2017535
70U	Ford	E-350 Chassis	1990-1996	267	Rear W/ABS (DRW)	2017516	2017525
70 2U	Ford	E-350 Chassis	1992-1996	267	Rear SRW/Wide Track	2017516	2017525
70U	Ford	E-350 Chassis	1994-1997	267	Rear W/ABS (DRW)	2017517	2017526
70 2U	Ford	E-350 Cutaway	1997	267	Rear SRW/Wide Track	2017516	2017528
70U	Ford	E-350 Chassis	1997	267	Rear W/ABS (DRW)	2017516	2017528
70U	Ford	E-350 Chassis	1998	267	Rear DRW W/ABS	2017520	2017530
70HD	Ford	E-350 Chassis	1998-2000	267	Rear W/ABS (DRW)	2017517	2017529
70U	Ford	E-350 Cutaway	1998-2000	267	Rear - DRW	2017520	2017530
70U	Ford	E-350 Cutaway	1998-2000	267	Rear - SRW	2017520	2017530
70	Ford	E-350 Chassis	2001	267	Rear W/ABS (DRW)	2017521	2017532
70U	Ford	E-350 Cutaway	2001-2005	267	Rear	2017521	2017532
70HD	Ford	E-350 Motor Home	1990-1997	267	Rear W/ABS	2017517	2017526
70HD	Ford	E-350 U-Haul Chassis	1990-1994	267	Rear W/ABS	2017517	2017526
70	Ford	E-450 Super Duty	2001	267	Rear W/ABS (DRW)	2017523	2017534
70	Ford	E-450 Super Duty	2002	267	Rear W/ABS (DRW)	2017523	2017535
70	Ford	E-450 Super Duty	2006-2010	267	Rear (DRW)	2017523	2017535
70	Ford	E-450	2000	267	Rear W/ABS (DRW)	2017517	2017526
70	Ford	E-450	2002-2007	267	Rear (DRW)	2017523	2017535
70U	Ford	UPS Chassis	1990-1993	267	Rear W/ABS	2017516	2017525

SPICER®




SPICER®

XGI



Light Vehicle Axle General Information



Now also including: The Ultimate Dana 60™, The Ultimate Dana 44™, Chromoly Axle Shafts, Performance Diff Cover Gaskets, Spools, All-Makes Ring and Pinions, All-Makes Axle Shafts, and more.



**YOUR ONLY OPTION FOR 100%
GENUINE DANA PERFORMANCE.**

Genuine Spicer Life Series®
(SPL®) 1350 axle shaft u-joints

Genuine Spicer®
gearing inside

Genuine Spicer® nodular
iron performance diff cover

Genuine Spicer® nickel
chromoly steel axle shafts

1/4" steel brackets

Contains selectable electronic
locking differential

Genuine Spicer®
performance gasket

5/16" thick axle tubes



THE
ULTIMATE

FOR THE JEEP® WRANGLER® JK



SERIOUS FRONT AXLES for the JEEP® WRANGLER® JK



Jeep Wrangler JK owners have spoken. Dana listened. The Ultimate Dana 44™ front axle features Dana's genuine Spicer® component upgrades that off-road enthusiasts demand—it's a direct bolt-in solution that provides added strength and durability everywhere.





WARNING - Failure to follow these instructions could affect vehicle performance and/or safety and result in personal injury or death.

- Do not convert or alter Spicer axles except in accordance with vehicle manufacturer's instructions.

Spicer axles are designed to meet OEM vehicle manufacturer's design and performance specifications. Improper conversion or alteration of these axles can damage the axles and/or other vehicle systems. Contact the OEM manufacturer for specific directions and guidelines.

- Do not change axle gear ratios on vehicles with anti-lock braking systems except in accordance with the vehicle manufacturer's instructions.

Vehicles with anti-lock braking systems may utilize sensors and tone rings within the axle housings to ensure the functioning of the anti-lock brakes. Improperly changing the axle ratios may defeat the anti-lock braking system. If changing axle ratios will require changing the location of the tone ring on the ring gear flange relative to the location of the sensor in the axle housing, contact the OEM manufacturer for specific directions and guidelines.

- Do not reuse or substitute ring gear bolts.

If you reuse a ring gear bolt or substitute an inferior quality bolt, the bolt may loosen or back out of its threaded hole, causing severe damage to the axle gears and other components and possibly resulting in a sudden "locking up" of the axle and loss of control of the vehicle. Always use new bolts specifically recommended for the application and install bolts using proper tools and torquing to the proper specifications.



CAUTION - Do not substitute parts not of Spicer quality.

Spicer axles are designed for each model vehicle, and manufactured and tested for safety and best performance. Replacement parts from other manufacturers may not be made to Spicer's rigid quality standards. To be sure you're getting Spicer quality, always use genuine Spicer parts.



This symbol warns of possible personal injury.

How to Use This Catalog	ii		
General Information	iii		
Bearing and Overhaul Kit Applications	1-17	Differential Case Assembly Kits (Continued)	
Bill of Material Numerical Listing	18-58	Dana 44™/216 IFS	96
Ring Gear and Pinion Sets		Dana Super 44™/226	97
Listed by Ring Gear Number	59-69	Dana 50™/229	97
Listed by Pinion Number	70-80	Dana 60™/248	97-98
Ring Gear and Pinion Kits		Dana Super 60™/256	98
Dana 205™	81	Dana 60™/248 & 61	98
Dana 28™/175 IFS	81	Dana 61™	98
Dana 30™/181	81-82	Dana 70™ 2U	98-99
Dana Super 30™/186	82-83	Dana 70™ 2UA	99
Dana 35™/194	83	Dana 70™/267	99-100
Dana 35™/194 IFS	83	Dana Super 70™/273	100
Dana Super 35™/198	84	Dana 80™/286	100-101
Dana 36™/200 ICA	84	Dana 61™/248 General Information Chart	102
Dana 44™/216	84-85	SVL® Differential Cases	103
Dana 44™/216 F-CAR	85	Chromoly Axle Shafts	104-106
Dana 44™/216 ICA	85	IFS Axle Shafts	107
Dana 44™/216 IFS	85	Ford IFS Axle Shafts	108
Dana Super 44™/226	85-86	Dual Splined Axle Shafts	109
Dana 50™/229	86	Intermediate Shafts	110
Dana 50™/229 IFS	86	Yoke Shafts for Independent Rear Suspension	
Dana 60™/248	86-88	Corvette & Viper	111
Dana Super 60™/256	88	Front Axle Shafts	
Dana 61™/248	88	Dimensions & Components	113-129
Dana 70™/267	88-91	Rear Axle Shafts Dimensions & Components	
Dana 70™ B & HD		Listed by Length	
(No longer in production)	91	Semi Float	130-134
Dana Super 70™/273	91	Full Float	135-137
Dana 80™/286	91-92	Listed by Part Number	
Differential Case Assembly Kits		Semi Float	138-142
Dana 205™	94	Full Float	143-146
Dana 28™/174 IFS	94	Differential Covers	147-150
Dana 30™/181	94	SVL® Rear Axle Shaft Coverage	151-153
Dana Super 30™/186	94-95	SVL® Ring and Pinion Coverage	155-159
Dana 35™/194	95		
Dana Super 35™/198	95		
Dana 36™/200 ICA	95		
Dana 44™/216	96		
Dana 44™/216 ICA	96		

This catalog contains several tables and listings that will help you when you need to identify an axle bill of material number, change a gear ratio or determine the dimensions and part numbers of an axle shaft assembly.

• **Bill of Material Listing**

All Spicer axle bills of material are listed in numerical order giving the manufacturer, model and application for each one. Refer to the appropriate parts catalog listed for your bills of material number.

The parts catalog contains exploded views, parts listings, bill of material tables, and variable parts tables for each series. Listed below are the catalog numbers for each manufacturer's parts catalog:

Ford	X510-2
GMC / Chevrolet	X510-3
Chrysler / Dodge	X510-5
Jeep / Eagle 1999-Current	X510-6
Miscellaneous models 1979-1984	X510-7
All manufacturers prior to 1978	X510-8
All manufacturers 1985-1998 1/2	X510-9
Nissan	X510-10

• **Ring and Pinion Kits**

This table lists all ratios that are available for each model axle. Also included for each ring gear and pinion kit is the tooth count, the pinion number, the gear number and the gear set and pinion nut number. Refer to the General Information section for instructions on how to change gear ratios.

• **Ring and Pinion Sets**

- Numerical listing by ring gear number
- Numerical listing by pinion number

If you do not know the ring and pinion kit number, but can determine either the ring gear number or the pinion number, these listings will help you determine the correct kit number.

• **Differential Case Assembly Kits**

This table lists all the case assembly kits available for each model axle along with the component parts and the ratios each kit can be used with.

• **Axle Shaft Dimensions and Components**

The front axle shaft listing is presented in numerical order by complete assembly number and contains the component parts and dimensions for both outer and inner shaft ends and overall length.

Rear axle shafts are presented in two ways. One chart lists the axles in order by length, showing part numbers and pertinent dimensional information. A second chart lists the axles in numerical order by part number, and also shows the pertinent dimensional information.

General Information

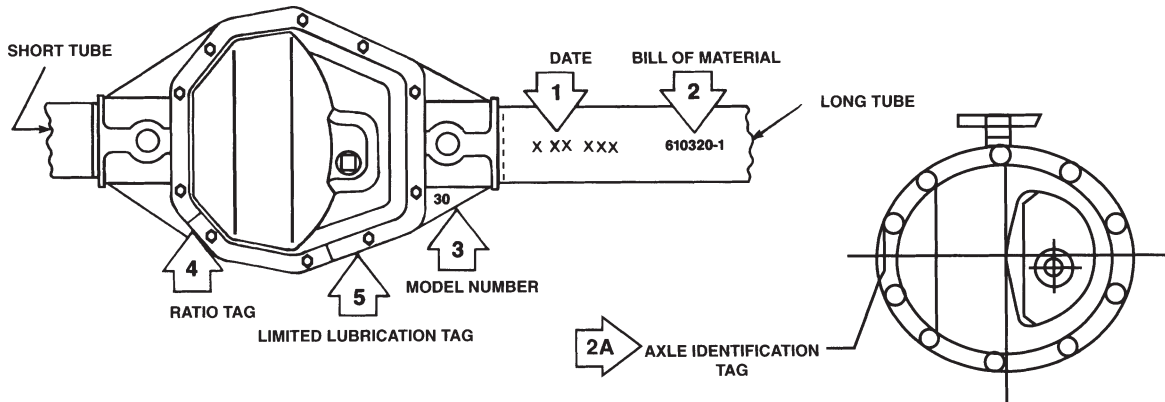
How To Identify A Spicer Axle

All Spicer Carrier Type axles are identified with a manufacturing date (1) and Bill of Material number (2) stamped on the right or left hand tube on driving axles. The Bill of Material number may also be found on the carrier in some models as shown in illustration (2A). For independent front suspension (IFS) axles, the B/M number may be located at one of three locations: 1) A vertically positioned tag near the center of the right hand side support arm, 2) stamped into the left hand side support arm (opposite end of the camber adjuster), or 3) stamped into the "nose end" of the axle carrier. The location of the information will depend on the manufacturing date of the axle.

The axle model number will be cast into one of the webs as shown (3), or it can be on the nose.

Each axle contains a gear ratio tag (4), and if the axle is equipped with a limited slip differential, it will have a tag specifying the type of limited slip lubricant to be used (5).

Refer to the appropriate model number section for parts identification and a breakdown of the Bill of Material.



How To Change Gear Ratios

To increase or decrease a gear ratio, there are certain steps that must be taken. The differential case depends upon the ratio desired. For each axle model, there is a high-ratio and a low-ratio case as illustrated below:

Dana Axle Model Case	Low Ratio Case	High Ratio Case	Dana Axle Model Case	Low Ratio Case	High Ratio
Dana 27™	3.73 and Down	3.92 and Up	Super 44™/226	None	3.07 and Up
Dana 28™/174	3.45 and Down	3.73 and Up	Dana 50™/229	4.30 and Down	—
Dana 28™/174 IFS Aerostar	3.27, 3.73	—	Dana 60™/248	4.10 and Down	4.56 and Up
Dana 30™/181	3.55 and Down	3.73 and Up	Super 60™/256	4.30 and Down	4.56 and Up
Super 30™/186	3.55 and Down	3.73 and Up	Dana 61™ Semi Float	3.00 and 3.07 only	—
Dana 35™/194	2.35 only	—	Dana 61™ Full Float	3.31 and Down	3.54 and Up
Dana 35™/194	3.31 - 3.73	3.54 and Up	Dana 70™/267	4.10 and Down	4.56 and Up
Super 35™/198	2.73 - 3.31	3.54 and Up	Dana 70™ 3HD	3.42 and Down	3.73 and Up
Dana 36™/200 ICA	2.73 and Down	3.07 and Up	Dana 70™ 2UA	3.07 only	—
Dana 44™/216	3.73 and Down	3.92 and Up	Super 70™/273	None	4.10 and Up
Dana 44™/216 ICA 1984 & earlier	3.73 and Down	3.92 and Up	Dana 80™/286	3.73 and Down	4.10 and Up
Dana 44™/216 ICA 1985 & later	2.87 and Down	3.07 and Up			

Example - If you have a Dana 44™ rear axle with a 3.54 ratio and wish to change to a 3.73 ratio, you change only the ring gear and pinion assembly. If you change the ratio to a 4.09, you must change to a high-ratio case in addition to changing the ring gear and pinion. The application section will show you what case to use. When the vehicle is equipped with both front and rear driving axles, the gear ratios must be the same in both axles. **The drive gear screws are self-locking and must be replaced with new screws each time that they are removed.**

How Limited Slip Differentials Operate

A conventional differential transmits all the ring gear torque through the differential gears to the axle shafts. Torque is at all times equal on the axle shafts, and if one wheel slips, the other wheel can only put out as much torque as the slipping wheel.

The Spicer Limited Slip differential has the same power flow as a conventional differential, plus a more direct flow which automatically takes effect as driving conditions demand. This more direct power flow is from the differential case to each axle shaft through a clutch plate and disc arrangement.

Arrangement of these plates and discs is at the option of the vehicle manufacturer, so care should be taken during disassembly to note the arrangement of these components.

The Limited Slip construction permits differential action when required for turning corners and transmits equal torque to both wheels when driving straight ahead. However, when one wheel tries to spin due to leaving the ground, a patch of ice, etc., the clutch packs automatically provide more torque to the wheel which is not trying to spin.

The Limited Slip differential resists wheel spin on bumpy roads and provides more pulling power when one wheel tries to slip. In many cases of differences in traction, pulling power will be automatically provided until both wheels start to slip.

In diagnosis of vehicle operators' complaints, it is important to recognize two things.


1. If, with unequal traction, both wheels slip, the Limited Slip Differential has done all it can possibly do.
2. In extreme cases of differences in traction, the wheel with the least traction may spin after the Limited Slip has transferred as much torque as possible to the non-slipping wheel.

How To Distinguish a Powr-Lok™ from a Trac-Lok™

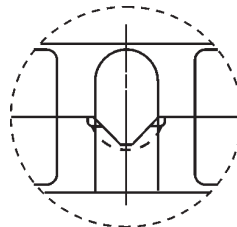
All Models **except Dana 80™ /286**: The Powr-Lok design is identified by its 2-piece case. The Trac-Lok design is identified by its 1-piece case.

Dana 80™ /286 only: Both the Powr-Lok and the Trac-Lok use 2-piece cases in the Dana 80™ /286 axle. The difference between the two is in the shape of the holes for the cross shaft. The Powr-Lok case will have cross shaft holes that are "U" shaped in one case half and "V" shaped in the other case half. The Trac-Lok case will have cross shaft holes that are semicircles in both case halves.


It is also possible to replace an existing Powr-Lok unit with a complete Trac-Lok unit. For this purpose, the differential case assembly must be replaced.



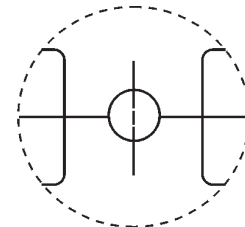
POWR-LOK™
 2-Piece Case
 4-Pinion Mate Gears



Cross shaft view
 of a Model 80
 Power Lok case



TRAC-LOK™
 1-Piece Case
 2-Pinion Mate Gears



Cross shaft view
 of a Model 80
 Trak Lok case

BEARING AND OVERHAUL KIT APPLICATIONS

Axle Model	Make	Application	Year	Ring Gear Diameter	Description	Axle Bearing Rebuild Kit	Master Overhaul Kit
30/181	Jeep	Cherokee (XJ)	1984-1999	181mm	Front	10043617	10043618
30/181	Jeep	Cherokee (XJ)	1990-2000	181mm	Front	2017361	2017371
30/181	Jeep	Cherokee (XJ)	2001	181mm	Front	2017369	2017380
30/181	Jeep	Cherokee (XJ)	2000	181mm	Front W/ABS	2017365	2017383
30/181	Jeep	Cherokee (XJ)	2000	181mm	Front W/High Pinion	10043617	10043618
30/181	Jeep	Cherokee (XJ)	2000-2001	181mm	Front W/Low Pinion	10043619	10043620
30/181	Jeep	Comanche	1986-1992	181mm	Front	10043617	10043618
30/181	Jeep	CJ5	1971-1983	181mm	Front	10043617	10043618
30/181	Jeep	CJ7	1976-1986	181mm	Front	10043617	10043618
30/181	Jeep	Grand Cherokee (ZJ)	1992-1994	181mm	Front W/ABS	2017365	2017382
30/181	Jeep	Grand Cherokee (ZJ)	1997-1998	181mm	Front	10043619	10043620
30/181	Jeep	Scrambler (CJ8)	1971-1973	181mm	Front	10043617	10043618
30/181	Jeep	Wagoneer (SJ)	1971-1973	181mm	Front	10043617	10043618
30/181	Jeep	Wrangler (TJ)	1997-2001	181mm	Front	2017365	2017383
30/181	Jeep	Wrangler (TJ)	1984-1989	181mm	Front	10043617	10043618
30/181	Jeep	Wrangler (TJ)	1997-2006	181mm	Front	10043619	10043620
30/181	Jeep	Wrangler (YJ)	1990-1996	181mm	Front	2017361	2017371
30/181	Jeep	Wrangler (YJ)	1987-1995	181mm	Front	10043617	10043618
30/181	Jeep	Jeepster	1971-1973	181mm	Front	10043617	10043618
AMC 20	AMC	AMX	1970	8.875"	Rear	10038939	10038940
AMC 20	AMC	Concord	1978-1979	8.875"	Rear	10038939	10038940
AMC 20	AMC	Gremlin V8	1972-1976	8.875"	Rear	10038939	10038940
AMC 20	AMC	Hornet V8	1970-1975	8.875"	Rear	10038939	10038940
AMC 20	AMC	Javelin	1970	8.875"	Rear	10038939	10038940
AMC 20	AMC	Rambler	1969	8.875"	Rear	10038939	10038940
AMC 20	AMC	Rebel	1967-1970	8.875"	Rear	10038939	10038940
AMC 20	AMC	Spirit V8	1979	8.875"	Rear	10038939	10038940
AMC 20	Jeep	CJ5/ CJ7	1976-1983	8.875"	Rear	10038939	10038940
AMC 20	Jeep	Cherokee SJ	1980-1983	8.875"	Rear	10038939	10038940
AMC 20	Jeep	Grand Wagoneer	1984-1986	8.875"	Rear	10038939	10038940
AMC 20	Jeep	J10	1980-1986	8.875"	Rear	10038939	10038940
AMC 20	Jeep	Scrambler CJ8	1981-1985	8.875"	Rear	10038939	10038940
AMC 20	Jeep	Wagoneer SJ	1980-1983	8.875"	Rear	10038939	10038940
Chrysler 7.25"	Chrysler	Cordoba	1980-1983	7.25"	Rear	10024019	10024020
Chrysler 7.25"	Chrysler	Fifth Avenue	1983-1989	7.25"	Rear	10024019	10024020
Chrysler 7.25"	Chrysler	LeBaron	1977-1981	7.25"	Rear	10024019	10024020
Chrysler 7.25"	Chrysler	New Yorker	1982-1983	7.25"	Rear	10024019	10024020
Chrysler 7.25"	Dodge	Aspen	1976-1979	7.25"	Rear	10024019	10024020
Chrysler 7.25"	Dodge	Challenger	1970-1971	7.25"	Rear	10024019	10024020
Chrysler 7.25"	Dodge	Charger	1968-1971	7.25"	Rear	10024019	10024020
Chrysler 7.25"	Dodge	Coronet	1966-1971	7.25"	Rear	10024019	10024020
Chrysler 7.25"	Dodge	Dakota	1987-1996	7.25"	Rear	10024019	10024020
Chrysler 7.25"	Dodge	Dart	1963-1972	7.25"	Rear	10024019	10024020
Chrysler 7.25"	Dodge	Diplomat	1977-1989	7.25"	Rear	10024019	10024020
Chrysler 7.25"	Dodge	Mirada	1980-1983	7.25"	Rear	10024019	10024020
Chrysler 7.25"	Dodge	St. Regis	1979-1981	7.25"	Rear	10024019	10024020
Chrysler 7.25"	Plymouth	Barracuda	1964-1971	7.25"	Rear	10024019	10024020
Chrysler 7.25"	Plymouth	Belvedere	1966-1970	7.25"	Rear	10024019	10024020

BEARING AND OVERHAUL KIT APPLICATIONS

Axle Model	Make	Application	Year	Ring Gear Diameter	Description	Axle Bearing Rebuild Kit	Master Overhaul Kit
Chrysler 7.25"	Plymouth	Gran Fury	1982-1989	7.25"	Rear	10024019	10024020
Chrysler 7.25"	Plymouth	Satellite	1966-1971	7.25"	Rear	10024019	10024020
Chrysler 7.25"	Plymouth	Valiant	1960-1976	7.25"	Rear	10024019	10024020
Chrysler 7.25"	Plymouth	Volare	1976-1980	7.25"	Rear	10024019	10024020
Chrysler 8.25"	Chrysler	Cordoba	1975-1983	8.25"/8.375"	Rear	10024021	10024022
Chrysler 8.25"	Chrysler	Fifth Avenue	1983-1989	8.25"/8.375"	Rear	10024021	10024022
Chrysler 8.25"	Chrysler	Imperial	1971-1975	8.25"/8.375"	Rear	10024021	10024022
Chrysler 8.25"	Chrysler	Imperial	1981-1983	8.25"/8.375"	Rear	10024021	10024022
Chrysler 8.25"	Chrysler	LeBaron	1977-1981	8.25"/8.375"	Rear	10024021	10024022
Chrysler 8.25"	Chrysler	New Yorker	1972-1983	8.25"/8.375"	Rear	10024021	10024022
Chrysler 8.25"	Chrysler	Newport	1972-1981	8.25"/8.375"	Rear	10024021	10024022
Chrysler 8.25"	Chrysler	Town & Country	1978-1981	8.25"/8.375"	Rear	10024021	10024022
Chrysler 8.25"	Dodge	Aspen	1980-1919	8.25"/8.375"	Rear	10024021	10024022
Chrysler 8.25"	Dodge	Charger	1969-1978	8.25"/8.375"	Rear	10024021	10024022
Chrysler 8.25"	Dodge	Coronet	1969-1977	8.25"/8.375"	Rear	10024021	10024022
Chrysler 8.25"	Dodge	Dakota	1987-1999	8.25"	Rear	10024021	10024022
Chrysler 8.25"	Dodge	Dart	1972-1976	8.25"/8.375"	Rear	10024021	10024022
Chrysler 8.25"	Dodge	Diplomat	1977-1989	8.25"/8.375"	Rear	10024021	10024022
Chrysler 8.25"	Dodge	Durango	1998-1999	8.25"	Rear	10024021	10024022
Chrysler 8.25"	Dodge	Magnum	1978-1979	8.25"/8.375"	Rear	10024021	10024022
Chrysler 8.25"	Dodge	Mirada	1980-1983	8.25"/8.375"	Rear	10024021	10024022
Chrysler 8.25"	Dodge	Monaco	1971-1978	8.25"/8.375"	Rear	10024021	10024022
Chrysler 8.25"	Dodge	Polara	1971-1973	8.25"/8.375"	Rear	10024021	10024022
Chrysler 8.25"	Dodge	St. Regis	1979-1981	8.25"/8.375"	Rear	10024021	10024022
Chrysler 8.25"	Jeep	Cherokee XJ	1991-1996	8.25"	Rear	10024021	10024022
Chrysler 8.25"	Plymouth	Barracuda	1970-1974	8.25"/8.375"	Rear	10024021	10024022
Chrysler 8.25"	Plymouth	Belvedere	1969-1970	8.25"/8.375"	Rear	10024021	10024022
Chrysler 8.25"	Plymouth	Duster	1973-1976	8.25"/8.375"	Rear	10024021	10024022
Chrysler 8.25"	Plymouth	Fury	1970-1978	8.25"/8.375"	Rear	10024021	10024022
Chrysler 8.25"	Plymouth	Gran Fury	1975-1989	8.25"/8.375"	Rear	10024021	10024022
Chrysler 8.25"	Plymouth	Road Runner	1973-1975	8.25"/8.375"	Rear	10024021	10024022
Chrysler 8.25"	Plymouth	Satellite	1969-1974	8.25"/8.375"	Rear	10024021	10024022
Chrysler 8.25"	Plymouth	Valiant	1973-1976	8.25"/8.375"	Rear	10024021	10024022
Chrysler 8.25"	Plymouth	Volare	1976-1980	8.25"/8.375"	Rear	10024021	10024022
Chrysler 8.25"	Dodge	Truck 1/2 Ton	1969-1999	8.25"	Rear	10024021	10024022
Chrysler 8.25"	Dodge	Van 1/2 Ton	1971-1999	8.25"	Rear	10024021	10024022
Chrysler 8.25"	Dodge	Van 3/4 Ton	1990-1999	8.25"	Rear	10024021	10024022
Chrysler 8.75"	Chrysler	300	1957-1968	8.75"	Rear Differential w/1.75" Pinion Shaft O.D	10024014	10024015
Chrysler 8.75"	Chrysler	300	1969-1971	8.75"	Rear Differential w/1.875" Pinion Shaft O.D	10024016	10024017
Chrysler 8.75"	Chrysler	Imperial	1957-1968	8.75"	Rear Differential w/1.75" Pinion Shaft O.D	10024014	10024015
Chrysler 8.75"	Chrysler	Imperial	1969-1974	8.75"	Rear Differential w/1.875" Pinion Shaft O.D	10024016	10024017
Chrysler 8.75"	Chrysler	New Yorker	1957-1968	8.75"	Rear Differential w/1.75" Pinion Shaft O.D	10024014	10024015
Chrysler 8.75"	Chrysler	New Yorker	1969-1974	8.75"	Rear Differential w/1.875" Pinion Shaft O.D	10024016	10024017
Chrysler 8.75"	Chrysler	Newport	1957-1968	8.75"	Rear Differential w/1.75" Pinion Shaft O.D	10024014	10024015

BEARING AND OVERHAUL KIT APPLICATIONS

Axle Model	Make	Application	Year	Ring Gear Diameter	Description	Axle Bearing Rebuild Kit	Master Overhaul Kit
Chrysler 8.75"	Chrysler	Newport	1969-1974	8.75"	Rear Differential w/1.875" Pinion Shaft O.D	10024016	10024017
Chrysler 8.75"	Chrysler	Town & Country	1957-1968	8.75"	Rear Differential w/1.75" Pinion Shaft O.D	10024014	10024015
Chrysler 8.75"	Chrysler	Town & Country	1969-1977	8.75"	Rear Differential w/1.875" Pinion Shaft O.D	10024016	10024017
Chrysler 8.75"	Dodge	Challenger	1970-1974	8.75"	Rear Differential w/1.875" Pinion Shaft O.D	10024016	10024017
Chrysler 8.75"	Dodge	Charger	1966-1968	8.75"	Rear Differential w/1.75" Pinion Shaft O.D	10024014	10024015
Chrysler 8.75"	Dodge	Charger	1969-1974	8.75"	Rear Differential w/1.875" Pinion Shaft O.D	10024016	10024017
Chrysler 8.75"	Dodge	Coronet	1965-1968	8.75"	Rear Differential w/1.75" Pinion Shaft O.D	10024014	10024015
Chrysler 8.75"	Dodge	Coronet	1969-1974	8.75"	Rear Differential w/1.875" Pinion Shaft O.D	10024016	10024017
Chrysler 8.75"	Dodge	Dart	1966-1968	8.75"	Rear Differential w/1.75" Pinion Shaft O.D	10024014	10024015
Chrysler 8.75"	Dodge	Dart	1969-1972	8.75"	Rear Differential w/1.875" Pinion Shaft O.D	10024016	10024017
Chrysler 8.75"	Dodge	Monaco	1965-1968	8.75"	Rear Differential w/1.75" Pinion Shaft O.D	10024014	10024015
Chrysler 8.75"	Dodge	Monaco	1969-1973	8.75"	Rear Differential w/1.875" Pinion Shaft O.D	10024016	10024017
Chrysler 8.75"	Dodge	Polara	1963-1968	8.75"	Rear Differential w/1.75" Pinion Shaft O.D	10024014	10024015
Chrysler 8.75"	Dodge	Polara	1969-1973	8.75"	Rear Differential w/1.875" Pinion Shaft O.D	10024016	10024017
Chrysler 8.75"	Plymouth	Barracuda	1964-1968	8.75"	Rear Differential w/1.75" Pinion Shaft O.D	10024014	10024015
Chrysler 8.75"	Plymouth	Barracuda	1969-1974	8.75"	Rear Differential w/1.875" Pinion Shaft O.D	10024016	10024017
Chrysler 8.75"	Plymouth	Belvedere	1957-1965	8.75"	Rear Differential w/1.75" Pinion Shaft O.D	10024014	10024015
Chrysler 8.75"	Plymouth	Belvedere	1967-1968	8.75"	Rear Differential w/1.75" Pinion Shaft O.D	10024014	10024015
Chrysler 8.75"	Plymouth	Belvedere	1969-1970	8.75"	Rear Differential w/1.875" Pinion Shaft O.D	10024016	10024017
Chrysler 8.75"	Plymouth	Duster	1970-1974	8.75"	Rear Differential w/1.875" Pinion Shaft O.D	10024016	10024017
Chrysler 8.75"	Plymouth	Fury	1957-1968	8.75"	Rear Differential w/1.75" Pinion Shaft O.D	10024014	10024015
Chrysler 8.75"	Plymouth	Fury	1969-1973	8.75"	Rear Differential w/1.875" Pinion Shaft O.D	10024016	10024017
Chrysler 8.75"	Plymouth	GTX	1967-1968	8.75"	Rear Differential w/1.75" Pinion Shaft O.D	10024014	10024015
Chrysler 8.75"	Plymouth	GTX	1969-1971	8.75"	Rear Differential w/1.875" Pinion Shaft O.D	10024016	10024017
Chrysler 8.75"	Plymouth	Road Runner	1968-1919	8.75"	Rear Differential w/1.75" Pinion Shaft O.D	10024014	10024015
Chrysler 8.75"	Plymouth	Road Runner	1969-1974	8.75"	Rear Differential w/1.875" Pinion Shaft O.D	10024016	10024017
Chrysler 8.75"	Plymouth	Satellite	1968-1919	8.75"	Rear Differential w/1.75" Pinion Shaft O.D	10024014	10024015
Chrysler 8.75"	Plymouth	Satellite	1969-1974	8.75"	Rear Differential w/1.875" Pinion Shaft O.D	10024016	10024017
Chrysler 8.75"	Plymouth	Valiant	1960-1968	8.75"	Rear Differential w/1.75" Pinion Shaft O.D	10024014	10024015
Chrysler 8.75"	Plymouth	Valiant	1969-1972	8.75"	Rear Differential w/1.875" Pinion Shaft O.D	10024016	10024017

BEARING AND OVERHAUL KIT APPLICATIONS

Axle Model	Make	Application	Year	Ring Gear Diameter	Description	Axle Bearing Rebuild Kit	Master Overhaul Kit
Chrysler 8.75"	Dodge	Truck 1/2 Ton	1960-1968	8.75"	Rear Differential w/1.75" Pinion Shaft O.D	10024014	10024015
Chrysler 8.75"	Dodge	Truck 1/2 Ton	1968-1974	8.75"	Rear Differential w/1.875" Pinion Shaft O.D	10024016	10024017
Chrysler 8.75"	Dodge	Truck 3/4 Ton	1965-1968	8.75"	Rear Differential w/1.75" Pinion Shaft O.D	10024014	10024015
Chrysler 8.75"	Dodge	Truck 3/4 Ton	1969-1974	8.75"	Rear Differential w/1.875" Pinion Shaft O.D	10024016	10024017
Chrysler 8.75"	Dodge	Van 1/2 Ton	1964-1974	8.75"	Rear Differential w/1.875" Pinion Shaft O.D	10024016	10024017
Chrysler 8.75"	Dodge	Van 3/4 Ton	1971-1974	8.75"	Rear Differential w/1.875" Pinion Shaft O.D	10024016	10024017
Chrysler 9.25"	Dodge	Truck 1 Ton	2000-1974	9.25"	Rear	10024023	10024024
Chrysler 9.25"	Dodge	Truck 1 Ton	2001-2010	9.25"	9.25"-Light Duty Axle w/ 5 Lugs	10038937	10038938
Chrysler 9.25"	Dodge	Truck 1 Ton	2001-2010	9.25"	9.25"-Heavy Duty Axle w/ 8 Lugs	10038937	10038938
Chrysler 9.25"	Chrysler	Cordoba	1975-1979	9.25"	Rear	10024023	10024024
Chrysler 9.25"	Chrysler	Imperial	1974-1975	9.25"	Rear	10024023	10024024
Chrysler 9.25"	Chrysler	New Yorker	1972-1981	9.25"	Rear	10024023	10024024
Chrysler 9.25"	Chrysler	Newport	1975-1981	9.25"	Rear	10024023	10024024
Chrysler 9.25"	Dodge	Charger	1974-1978	9.25"	Rear	10024023	10024024
Chrysler 9.25"	Dodge	Coronet	1973-1976	9.25"	Rear	10024023	10024024
Chrysler 9.25"	Dodge	Dakota	2000-1998	9.25"	Rear	10024023	10024024
Chrysler 9.25"	Dodge	Durango	2000-1998	9.25"	Rear	10024023	10024024
Chrysler 9.25"	Dodge	Magnum	1978-1979	9.25"	Rear	10024023	10024024
Chrysler 9.25"	Dodge	Monaco	1967-1968	9.25"	Rear	10024023	10024024
Chrysler 9.25"	Dodge	Monaco	1974-1978	9.25"	Rear	10024023	10024024
Chrysler 9.25"	Dodge	Polara	1967-1968	9.25"	Rear	10024023	10024024
Chrysler 9.25"	Dodge	Ram Charger	1974-1993	9.25"	Rear	10024023	10024024
Chrysler 9.25"	Dodge	St. Regis	1979-1981	9.25"	Rear	10024023	10024024
Chrysler 9.25"	Plymouth	Fury	1974-1978	9.25"	Rear	10024023	10024024
Chrysler 9.25"	Plymouth	Gran Fury	1975-1981	9.25"	Rear	10024023	10024024
Chrysler 9.25"	Plymouth	Road Runner	1974-1975	9.25"	Rear	10024023	10024024
Chrysler 9.25"	Plymouth	Satellite	1973-1974	9.25"	Rear	10024023	10024024
Chrysler 9.25"	Plymouth	Trailduster	1974-1981	9.25"	Rear	10024023	10024024
Chrysler 9.25"	Chrysler	Aspen	2007-2009	9.25"	Rear	10038937	10038938
Chrysler 9.25"	Dodge	Dakota	2001-2011	9.25"	Rear	10038937	10038938
Chrysler 9.25"	Dodge	Durango	2001-2009	9.25"	Rear	10038937	10038938
Chrysler 9.25"	Dodge	Truck 1 Ton	2003-2010	9.25"	Front	10038941	10038942
Chrysler 9.25"	Dodge	1, 3/4, 1/2 Ton Van	2000-2003	9.25"	9.25"	10038937	10038938
Chrysler 9.25"	Mitsubishi	Raider	2006-2009	9.25"	9.25"	10038937	10038938
Chrysler 9.25"	Ram	Dakota	2011	9.25"	9.25"	10038937	10038938
Chrysler 9.25"	Ram	2500/3500	2011-2014	9.25"	Front	10038962	10038963
Chrysler 9.25"	Dodge	Truck 1 Ton	2003-2010	9.25"	Front	10038962	10038963
Chrysler 9.25"	Dodge	Truck 1/2 Ton	2000-1974	9.25"	Rear Light & Heavy Duty Axle	10024023	10024024
Chrysler 9.25"	Dodge	Truck 1/2 Ton	2001-2006	9.25"	9.25"-Light Duty Axle w/ 5 Lugs	10038937	10038938
Chrysler 9.25"	Dodge	Truck 1/2 Ton	2001-2006	9.25"	9.25"-Heavy Duty Axle w/ 8 Lugs	10038937	10038938
Chrysler 9.25"	Dodge	Truck 1/2 Ton	2007-2010	9.25"	9.25" Corporate Axle w/ 5 Lugs-	10038937	10038938

BEARING AND OVERHAUL KIT APPLICATIONS

Axle Model	Make	Application	Year	Ring Gear Diameter	Description	Axle Bearing Rebuild Kit	Master Overhaul Kit
Chrysler 9.25"	Dodge	Truck 1/2 Ton	2007-2010	9.25"	9.25" Corporate Axle w/ 8 Lugs-	10038937	10038938
Chrysler 9.25"	Dodge	Truck 3/4 Ton	2003-2010	9.25"	Front	10038962	10038963
Chrysler 9.25"	Dodge	Truck 3/4 Ton	2000-1974	9.25"	Rear	10024023	10024024
Chrysler 9.25"	Dodge	Truck 3/4 Ton	2001-2010	9.25"	9.25"-Light Duty Axle w/ 5 Lugs	10038937	10038938
Chrysler 9.25"	Dodge	Truck 3/4 Ton	2001-2010	9.25"	9.25"-Heavy Duty Axle w/ 8 Lugs	10038937	10038938
Chrysler 9.25"	Dodge	Van 1 Ton	1974-1999	9.25"	Rear	10024023	10024024
Chrysler 9.25"	Dodge	Van 1/2 Ton	1974-1999	9.25"	Rear	10024023	10024024
Chrysler 9.25"	Dodge	Van 3/4 Ton	1974-1999	9.25"	Rear	10024023	10024024
35/194	AMC	Concord	1980-1988	194mm	Rear	10043621	10043622
35/194	AMC	Eagle	1980-1988	194mm	Rear	10043621	10043622
35/194	AMC	Spirit	1980-1988	194mm	Rear	10043621	10043622
35/194	Dodge	Dakota	1997-1999	194mm	Front	10043621	10043622
35/194	Dodge	Durango	1998-1999	194mm	Front	10043621	10043622
35/194	Ford	Bronco II	1990	194mm	Front	10043621	10043622
35/194	Ford	Explorer	1991-1994	194mm	Front	10043621	10043622
35/194	Ford	Ranger	1990-1997	194mm	Front W/4.0L V-6 Engine	10043621	10043622
35/194	Jeep	Cherokee XJ	1984-1989	194mm	Rear	10043621	10043622
35/194	Jeep	Comanche	1986-1992	194mm	Rear	10043621	10043622
35/194	Jeep	Comanche (MJ)	1990-1993	194mm	Rear	2017137	2017141
35/194	Jeep	Grand Cherokee (ZJ)	1993-1998	194mm	Rear	10043621	10043622
35/194	Jeep	Grand Cherokee (ZJ)	1993-1996	194mm	Rear W/ABS	2017137	2017141
35/194	Jeep	Wagoneer (XJ)	1984-1989	194mm	Rear	10043621	10043622
35/194	Jeep	Wrangler (YJ)	1987-1993	194mm	Rear	10043621	10043622
35/194	Jeep	Wrangler (TJ)	1997-2006	194mm	Rear	10043621	10043622
35/194	Jeep	Wrangler (YJ & TJ)	1990-1996	194mm	Rear	2017137	2017141
35/194	Jeep	Wrangler (TJ)	1997-2000	194mm	Rear W/ABS	2017137	2017141
35/194	Jeep	Wrangler (TJ)	2001	194mm	Rear W/ABS (Axle BOM# 606655-1 & 60655-2)	2017137	2017145
35/194	Jeep	Wrangler (TJ)	2001	194mm	Rear W/ABS (Axle BOM# 606563-1 & 60655-6)	2017137	2017141
35/194	Jeep	Wrangler (TJ)	2002-2006	194mm	Rear W/ABS	2017137	2017145
35/194	Mazda	B3000/4000	1994-1997	194mm	Rear	10043621	10043622
35/194	Mazda	Navajo	1991-1994	194mm	Rear	10043621	10043622
44/216	Ford	Truck 1 Ton	1981-1985	216mm	Front	10043629	10043630
44/216	GM	Blazer/Jimmy Full Size	1969-1979	216mm	Front	10043629	10043630
44/216	GM	Suburban 1500/2500	1973-180	216mm	Front	10043629	10043630
44/216	Dodge	Ramcharger	1974-1993	216mm	Front	10043629	10043630
44/216	Ford	Bronco	1967-1979	216mm	Front	10043629	10043630
44/216	Ford	Bronco	1980-1996	216mm	Front	10043629	10043630
44/216	Jeep	CJ5	1967-1975	216mm	Rear	10043629	10043630
44/216	Jeep	CJ7	1986	216mm	Rear	10043629	10043630
44/216	Jeep	Cherokee SJ	1974-1983	216mm		10043629	10043630
44/216	Jeep	Cherokee XJ	1984-1985	216mm	Front	10043629	10043630
44/216	Jeep	Cherokee XJ	1987	216mm	Rear	10043629	10043630
44/216	Jeep	Comanche	1986-1992	216mm	Rear	10043629	10043630
44/216	Jeep	Grand Wagoneer	1984-1991	216mm	Front	10043629	10043630
44/216	Jeep	J10/J20	1970-1988	216mm	Front	10043629	10043630

BEARING AND OVERHAUL KIT APPLICATIONS

Axle Model	Make	Application	Year	Ring Gear Diameter	Description	Axle Bearing Rebuild Kit	Master Overhaul Kit
44/216	Jeep	Jeepster	1967-1973	216mm	Rear	10043629	10043630
44/216	Jeep	Wagoneer SJ	1974-1983	216mm	Front	10043629	10043630
44/216	Jeep	Wagoneer XJ	1984-1985	216mm	Front	10043629	10043630
44/216	Jeep	Wagoneer XJ	1987	216mm	Rear	10043629	10043630
44/216	Jeep	Wrangler TJ	1997-2000	216mm	Rear	10043629	10043630
44/216	Jeep	Wrangler (JK)	2007-2015	216mm	Front - Elec. Lok	2017088	2017106
44/216	Jeep	Wrangler (TJ)	1998-2000	216mm	Rear TRAC LOK	2017080	2017091
44/216	Jeep	Wrangler (TJ)	2001-2003	216mm	Rear (Axle BOM# 606647-1,2, 606851-1,2, 607006-1,2, 606646, 606648, 606850, 606852, 606875)	2017084	2017096
44/216	Jeep	Wrangler (TJ)	2001-2002	216mm	Rear TRAC LOK (Axle BOM# 606565-4, 606567-3 & 606626)	2017080	2017091
44/216	Jeep	Wrangler (TJ)	2003-2006	216mm	Rear (Axle BOM# 606642, 607001, 607012, 607015-1,2,3,4, 6070016-1,2, 2003690, 205809, 2006233-1,2,3,4, 2006234-1,2)	2017084	2017100
44/216	Jeep	Wrangler (TJ)	2003-2006	216mm	Rear (Axle BOM# 606960-1,2, 606959, 606961, 607007, 607008, 2006231-1,2,3,4, 2006232-1,2,3)	2017084	2017098
44/216	Jeep	Wrangler (TJ)	2003-2006	216mm	Rear - Air Locker	2017085	2017097
44/216	Jeep	Wrangler (TJ)	2003-2006	216mm	Front W/ABS & Air Locker	2017085	2017101
44/216	Jeep	Wrangler (TJ)	2004-2006	216mm	Rear (Axle BOM# 606998, 2001543, 2003688, 2003689, 2003691, 2004422, 2004423, 2005796, 2005806, 2005807)	2017084	2017099
44/216	Jeep	Wrangler (TJ)	2005-2006	216mm	Front W/ABS (Axle BOM# 2002700 & 2005808)	2017085	2017097
44/216	Jeep	Wrangler (TJ) Rubi-con	2003-2006	216mm	Front	10043624	10043627
44/216	Jeep	Wrangler (TJ)	2001-2006	216mm	Front	10043624	10043627
44/216	Jeep	Wrangler YJ	1987-1995	216mm	Rear	10043629	10043630
44/216	Plymouth	Trailduster	1974-1981	216mm	Front	10043629	10043630
44/216	GM	Truck 1/2 Ton	1965-1972	216mm	Rear	10043629	10043630
44/216	GM	Truck 1/2 Ton	1969-198	216mm	Front	10043629	10043630
44/216	Dodge	Truck 1/2 Ton	1969-1993	216mm	Front	10043629	10043630
44/216	Ford	Truck 1/2 Ton	1967-1969	216mm	Rear	10043629	10043630
44/216	Ford	Truck 1/2 Ton	1970-1979	216mm	Rear	10043629	10043630
44/216	Ford	Truck 1/2 Ton	1967-1982	216mm	Front W/3.00" Pinion Brg.	10043629	10043630
44/216	Ford	Truck 1/2 Ton	1983-1992	216mm	Front W/3.00" Pinion Brg.	10043629	10043630
44/216	GM	Truck 3/4 Ton	1968-1980	216mm	Front	10043629	10043630
44/216	Dodge	Truck 3/4 Ton	1969-1984	216mm	Front	10043629	10043630
44/216	Ford	Truck 3/4 Ton	1967-1988	216mm	Front	10043629	10043630
50/229	Ford	Truck 1 Ton	1980-2002	229mm	Front	10043631	10043632
50/229	Ford	Excursion	2000-2005	229mm	Front	10043631	10043632
50/229	Ford	Truck 3/4 Ton	1980-2002	229mm	Front	10043631	10043632

BEARING AND OVERHAUL KIT APPLICATIONS

Axle Model	Make	Application	Year	Ring Gear Diameter	Description	Axle Bearing Rebuild Kit	Master Overhaul Kit
60/248	Dodge	Truck 1 Ton	1960-2008	248mm	Front and Rear Application	10043633	10043634
60/248	GM	Truck 1 Ton	1973-1991	248mm	Front and Rear Application	10043633	10043634
60/248	Ford	Truck 1 Ton	1954-1998	248mm	Front and Rear Application	10043633	10043634
60/248	GM	Truck 1 Ton	1981-1991	248mm	Rear	10043633	10043634
60/248	Ford	Truck 1 Ton	1981-2016	248mm	Front and Rear Application	10043633	10043634
60/248	GM	G-Van	1990-1992	248mm	125" WB - Full Float	2017590	2017592
60/248	GM	G-Van	1990-1992	248mm	146" WB - Full Float	2017590	2017592
60/248	Ford	E-350 Van	1993-1994	248mm	Rear SRW/Full Float	2017590	2017592
60/248	GM	Savana/Express	2002	248mm	Rear	2017590	2017593
60/248	GM	Savana/Express	2008-2010	248mm	Rear	2017590	2017593
60/248	Dodge	Challenger	1970-1971	248mm	Front and Rear Application	10043633	10043634
60/248	Dodge	Charger	1966-167	248mm	Front and Rear Application	10043633	10043634
60/248	Dodge	Charger	1968	248mm	Front and Rear Application	10043633	10043634
60/248	Dodge	Coronet	1966	248mm	Front and Rear Application	10043633	10043634
60/248	Jeep	J20	1970-1988	248mm	Rear	10043633	10043634
60/248	Plymouth	Barracuda	1970-1971	248mm	Rear	10043633	10043634
60/248	Plymouth	Belvedere	1966	248mm	Rear	10043633	10043634
60/248	Plymouth	GTX	1967-1971	248mm	Rear	10043633	10043634
60/248	Plymouth	Road Runner	1968-1972	248mm	Rear	10043633	10043634
60/248	Plymouth	Satellite	1966	248mm	Rear	10043633	10043634
60/248	Ford	Van 1/2 Ton	2001-2014	248mm	Front and Rear Application	10043633	10043634
60/248	GM	Truck 3/4 Ton	1967-1972	248mm	Rear	10043633	10043634
60/248	Ford	Truck 3/4 Ton	1954-1997	248mm	Front and Rear Application	10043633	10043634
60/248	Dodge	Truck 3/4 Ton	1961-2008	248mm	Front and Rear Application	10043633	10043634
60/248	Ford	Van 3/4 Ton	1975-2014	248mm	Front and Rear Application	10043633	10043634
60/248	Dodge	Van 1 Ton	1971-2008	248mm	Front and Rear Application	10043633	10043634
70/267	GM	Truck 1 Ton	1973-1990	267mm	Rear	10043638	10043639
70/267	Dodge	Truck 1 Ton	1960-1984	267mm	Rear	10043638	10043639
70/267	Ford	Truck 1 Ton	1961-1983	267mm	Rear	10043638	10043639
70/267	GM	Truck 1 Ton	1973-1997	267mm	Rear	10043635	10043637
70/267	Ford	Truck 1 Ton	1979-1983	267mm	Rear	10043638	10043639
70/267	Ford	E-350	2002-2008	267mm	Rear DRW/Full Float	2017521	2017532
70/267	Ford	E-350	2008-2010	267mm	Rear SRW/Full Float	2017524	2017375
70/267	Ford	E-350	2009-2010	267mm	Rear DRW/Full Float	2017524	2017375
70/267	Ford	E-350 DSO	2001-2008	267mm	Rear	2017523	2017535
70/267	Ford	E-350 Chassis	2001	267mm	Rear W/ABS (DRW)	2017521	2017532
70/267	Ford	E-450 Super Duty	2001	267mm	Rear W/ABS (DRW)	2017523	2017534
70/267	Ford	E-450 Super Duty	2002	267mm	Rear W/ABS (DRW)	2017523	2017535
70/267	Ford	E-450 Super Duty	2006-2010	267mm	Rear (DRW)	2017523	2017535
70/267	Ford	E-450	2000	267mm	Rear W/ABS (DRW)	2017517	2017526

BEARING AND OVERHAUL KIT APPLICATIONS

Axle Model	Make	Application	Year	Ring Gear Diameter	Description	Axle Bearing Rebuild Kit	Master Overhaul Kit
70/267	Ford	E-450	2002-2007	267mm	Rear (DRW)	2017523	2017535
70/267	GM	C4500-5500	2003-2009	267mm	Rear	10043635	10043637
70/267 2U	Ford	E-350 Chassis	1992-1996	267mm	Rear SRW/Wide Track	2017516	2017525
70/267 2U	Ford	E-350 Cutaway	1997	267mm	Rear SRW/Wide Track	2017516	2017528
70/267 HD	Ford	Truck 1 Ton	1972-2008	267mm	Rear	10043635	10043637
70/267 HD	Ford	Truck 1 Ton	1979-2008	267mm	Rear	10043635	10043637
70/267 HD	Ford	E-450 Super Duty	2001-2016	267mm	Rear	10043635	10043637
70/267 HD	Ford	E-350 Chassis	1998-2000	267mm	Rear W/ABS (DRW)	2017517	2017529
70/267 HD	Ford	E-350 Motor Home	1990-1997	267mm	Rear W/ABS	2017517	2017526
70/267 HD	Ford	E-350 U-Haul Chassis	1990-1994	267mm	Rear W/ABS	2017517	2017526
70/267 2U	GM	Truck 1 Ton	1984-1997	267mm	Rear	10043635	10043637
70/267 2U	Dodge	Truck 1 Ton	1984-1993	267mm	Rear	10043635	10043637
70/267 2U	Ford	Truck 1 Ton	1982-1997	267mm	Rear	10043635	10043637
70/267 2U	Ford	Truck 1 Ton	1982-1997	267mm	Rear	10043635	10043637
70/267 2U	Ford	Bakery Truck Chassis	1990-1994	267mm	Rear W/ABS	2017516	2017525
70/267 2U	Ford	E-350 Chassis	1990-1996	267mm	Rear W/ABS (DRW)	2017516	2017525
70/267 2U	Ford	E-350 Chassis	1994-1997	267mm	Rear W/ABS (DRW)	2017517	2017526
70/267 2U	Ford	E-350 Chassis	1997	267mm	Rear W/ABS (DRW)	2017516	2017528
70/267 2U	Ford	E-350 Chassis	1998	267mm	Rear DRW W/ABS	2017520	2017530
70/267 2U	Ford	E-350 Cutaway	1998-2000	267mm	Rear - DRW	2017520	2017530
70/267 2U	Ford	E-350 Cutaway	1998-2000	267mm	Rear - SRW	2017520	2017530
70/267 2U	Ford	E-350 Cutaway	2001-2005	267mm	Rear	2017521	2017532
70/267 2U	Ford	UPS Chassis	1990-1993	267mm	Rear W/ABS	2017516	2017525
70/267 2U	Dodge	Truck 3/4 Ton	1994-2008	267mm	Rear	10043635	10043637
70/267 2U	Ford	Truck 3/4 Ton	1983-1985	267mm	Rear	10043635	10043637
70/267 2U	GM	Truck 1 Ton	1984-1991	267mm	Rear	10043640	10043641
70/267 2U	Dodge	Truck 1 Ton	1984-1993	267mm	Rear	10043640	10043641
70/267 2U	Dodge	Truck 3/4 Ton	1994-2008	267mm	Rear	10043640	10043641
70/267 2U	Ford	Truck 1 Ton	1982-1997	267mm	Rear	10043640	10043641
70/267 2U	Ford	Truck 3/4 Ton	1983-1985	267mm	Rear	10043640	10043641
70/267 2U	Ford	Van 1 Ton	1982-1997	267mm	Rear	10043640	10043641
80/286	Ford	Van 1 Ton	1996-1998	11.25"	W/4.125" Pinion Bearing	10043642	10043643

BEARING AND OVERHAUL KIT APPLICATIONS

Axle Model	Make	Application	Year	Ring Gear Diameter	Description	Axle Bearing Rebuild Kit	Master Overhaul Kit
80/286	Dodge	Truck 1 Ton	1994-2002	11.25"	Rear	10043642	10043643
80/286	Ford	Truck 1 Ton	1999-2015	11.25"	Rear	10043644	10043645
80/286	GM	Truck 1 Ton	1991-1999	11.25"	Rear	10043642	10043643
80/286	Ford	Truck 1 Ton	1998-2001	11.25"	W/4.375" Pinion Bearing	10043644	10043645
80/286	Ford	F-450 super Duty	1999-2014	11.25"	Rear	10043644	10043645
80/286	Dodge	Truck 3/4 Ton	1994-2002	11.25"	Rear	10043642	10043643
Super 35/198	Jeep	Liberty (KJ)	2002-2003	198mm	Rear W/ABS	2017140	2017144
Super 44/226	Jeep	Commander (XK)	2006	226mm	Rear	2017089	2017105
Super 44/226	Jeep	Commander (XK)	2007-2008	226mm	Rear (Axle BOM# 2007854-1 & 2010264-1)	2017089	2017105
Super 44/226	Jeep	Grand Cherokee (WJ)	1999-2000	226mm	Rear W/ABS (W/ 7/16" Ring Gear Bolts)	2017081	2017092
Super 44/226	Jeep	Grand Cherokee (WJ)	2001-2003	226mm	Rear W/ABS	2017082	2017093
Super 44/226	Jeep	Grand Cherokee (WK)	2006-2008	226mm	Rear - SRT8 (Axle BOM# 2005359-1, 2005726-1, 2007248-1, 2008453-1)	2017089	2017105
Super 44/226	Jeep	Grand Cherokee (WK)	2008	226mm	Rear - SRT8 (Axle BOM# 2009154-1, 2009572-1, 2010263-1)	2017089	2017105
Super 44/226	Jeep	Grand Cherokee (WK)	2008	226mm	Rear (Axle BOM# 2007854-1 & 2010264-1)	2017089	2017105
Super 44/226	Jeep	Wrangler (JK)	2007	226mm	Rear - Rubicon Elec. Lok	2017087	2017103
Super 44/226	Jeep	Wrangler (JK)	2007	226mm	Rear - TRAC LOK (Axle BOM# 2008491-4)	2017086	2017102
Super 44/226	Jeep	Wrangler (JK)	2007	226mm	Rear - TRAC LOK & STD. (Exc. Axle BOM# 2008491-4)	2017086	2017102
Super 44/226	Jeep	Wrangler (JK)	2007-2009	226mm	Front - Rubicon Elec. Lok	2017088	2017106
Super 44/226	Jeep	Wrangler (JK)	2008-2015	226mm	Rear - Rubicon Elec. Lok	2017087	2017110
Super 44/226	Jeep	Wrangler (JK)	2008-2015	226mm	Rear	2017086	2017109
Ford 10.25"	Ford	F-150	2003-2000	10.25"	Rear	10024033	10024034
Ford 10.25"	Ford	F-250	1985-1999	10.25"	Rear	10024033	10024034
Ford 10.25"	Ford	F-350	1985-1999	10.25"	Rear	10024033	10024034
Ford 10.5"	Ford	Truck 1 Ton	1999-2007	10.5"	Rear	10038954	10038955
Ford 10.5"	Ford	Truck 1/2 Ton	2004-2007	10.5"	Rear	10038954	10038955
Ford 10.5"	Ford	Excursion	2000-2005	10.5"	Rear	10038954	10038955
Ford 10.5"	Ford	Truck 3/4 Ton	1999-2007	10.5"	Rear	10038954	10038955
Ford 7.5"	Ford	Aerostar	1990-1997	7.50"	Rear	10024035	10024036
Ford 7.5"	Ford	Bronco II	1984-1990	7.50"	Rear	10024035	10024036
Ford 7.5"	Ford	Explorer	1991-1997	7.50"	Rear	10024035	10024036
Ford 7.5"	Ford	Fairmont	1978-1983	7.50"	Rear	10024035	10024036
Ford 7.5"	Ford	Granada	1981-1982	7.50"	Rear	10024035	10024036
Ford 7.5"	Ford	LTD	1983-1986	7.50"	Rear	10024035	10024036
Ford 7.5"	Ford	Mustang	1979-2010	7.50"	Rear	10024035	10024036
Ford 7.5"	Ford	Ranger	1983-1989	7.50"	Rear	10024035	10024036
Ford 7.5"	Ford	Ranger w/o 4.0 L	Nov-90	7.50"	Rear	10024035	10024036
Ford 7.5"	Ford	Thunderbird	1980-1997	7.50"	Rear	10024035	10024036
Ford 7.5"	Lincoln	Mark VII	1984-1987	7.50"	Rear	10024035	10024036
Ford 7.5"	Lincoln	Zephyr	1978-1983	7.50"	Rear	10024035	10024036
Ford 7.5"	Mercury	Capri	1979-1986	7.50"	Rear	10024035	10024036
Ford 7.5"	Mercury	Cougar	1980-1997	7.50"	Rear	10024035	10024036
Ford 7.5"	Mercury	Marquis	1981-1986	7.50"	Rear	10024035	10024036

BEARING AND OVERHAUL KIT APPLICATIONS

Axle Model	Make	Application	Year	Ring Gear Diameter	Description	Axle Bearing Rebuild Kit	Master Overhaul Kit
Ford 8"	Ford	Fairlane	1962-1970	8.00"	Rear	10024025	10024026
Ford 8"	Ford	Falcon	1962-1970	8.00"	Rear	10024025	10024026
Ford 8"	Ford	Granada	1975-1980	8.00"	Rear	10024025	10024026
Ford 8"	Ford	Maverick	1971-1977	8.00"	Rear	10024025	10024026
Ford 8"	Ford	Mustang	1964-1978	8.00"	Rear	10024025	10024026
Ford 8"	Ford	Pinto	1971-1980	8.00"	Rear	10024025	10024026
Ford 8"	Ford	Torino	1971-1974	8.00"	Rear	10024025	10024026
Ford 8"	Mercury	Bobcat	1975-1980	8.00"	Rear	10024025	10024026
Ford 8"	Mercury	Comet	1964-1972	8.00"	Rear	10024025	10024026
Ford 8"	Mercury	Cougar	1967-1968	8.00"	Rear	10024025	10024026
Ford 8"	Mercury	Monarch	1975-1980	8.00"	Rear	10024025	10024026
Ford 8.8"	Ford	Truck 1/2 Ton	1983-2014	8.80"	Rear	10024027	10024028
Ford 8.8"	Ford	Aerostar	1990-1997	8.80"	Rear	10024027	10024028
Ford 8.8"	Ford	Bronco	1983-1996	8.80"	Rear	10024027	10024028
Ford 8.8"	Ford	Country Squire	1981-1991	8.80"	Rear	10024027	10024028
Ford 8.8"	Ford	Crown Victoria	1992-2011	8.80"	Rear	10024027	10024028
Ford 8.8"	Ford	Expedition	1997-2014	8.80"	Rear	10024027	10024028
Ford 8.8"	Ford	Explorer Sport Trac	2005-2001	8.80"	Rear	10024027	10024028
Ford 8.8"	Ford	Explorer	33359	8.80"	Rear	10024027	10024028
Ford 8.8"	Ford	LTD Crown Victoria	1987-1991	8.80"	Rear	10024027	10024028
Ford 8.8"	Ford	LTD	1981-1982	8.80"	Rear	10024027	10024028
Ford 8.8"	Ford	Mustang	2004-1986	8.80"	Rear	10024027	10024028
Ford 8.8"	Ford	Ranger 4.0 L	2006-1990	8.80"	Rear	10024027	10024028
Ford 8.8"	Ford	Thunderbird	1988-1997	8.80"	Rear	10024027	10024028
Ford 8.8"	Lincoln	Aviator	2005-2003	8.80"	Rear	10024027	10024028
Ford 8.8"	Lincoln	Blackwood	2002	8.80"	Front	10024027	10024028
Ford 8.8"	Lincoln	Continental	1980-1987	8.80"	Rear	10024027	10024028
Ford 8.8"	Lincoln	Mark LT	2008-2006	8.80"	Front	10024027	10024028
Ford 8.8"	Lincoln	Mark VI	1980-1983	8.80"	Rear	10024027	10024028
Ford 8.8"	Lincoln	Mark VII	1984-1992	8.80"	Rear	10024027	10024028
Ford 8.8"	Lincoln	Mark VIII	1993-1998	8.80"	Rear	10024027	10024028
Ford 8.8"	Lincoln	Navigator	1998-2010	8.80"	Front	10024027	10024028
Ford 8.8"	Lincoln	Town Car	1981-2011	8.80"	Rear	10024027	10024028
Ford 8.8"	Mercury	Capri	1986	8.80"	Rear	10024027	10024028
Ford 8.8"	Mercury	Colony Park	1981-1991	8.80"	Rear	10024027	10024028
Ford 8.8"	Mercury	Cougar	1989-1997	8.80"	Rear	10024027	10024028
Ford 8.8"	Mercury	Grand Marquis	1983-2011	8.80"	Rear	10024027	10024028
Ford 8.8"	Mercury	Marauder	2004-2003	8.80"	Rear	10024027	10024028
Ford 8.8"	Mercury	Marquis	1981-1982	8.80"	Rear	10024027	10024028
Ford 8.8"	Mercury	Mountaineer	2005-1997	8.80"	Rear	10024027	10024028
Ford 8.8"	Ford	Truck 3/4 Ton	1983-1989	8.80"	Rear	10024027	10024028
Ford 8.8"	Ford	Van 1/2 Ton	2008-1987	8.80"	Rear	10024027	10024028
Ford 9"	Ford	Truck 1/2 Ton	1957-1969	9.00"	Rear Differential w/ 28 spline	10024029	10024030
Ford 9"	Ford	Truck 1/2 Ton	1970	9.00"	Rear Differential w/ 28 spline - From 05/11/70	10024029	10024030
Ford 9"	Ford	Truck 1/2 Ton	1970	9.00"	Rear Differential w/31 spline-From 05/11/70	10024031	10024032
Ford 9"	Ford	Truck 1/2 Ton	1971-1986	9.00"	Rear Differential w/31	10024031	10024032

BEARING AND OVERHAUL KIT APPLICATIONS

Axle Model	Make	Application	Year	Ring Gear Diameter	Description	Axle Bearing Rebuild Kit	Master Overhaul Kit
Ford 9"	Ford	Bronco	1967-1970	9.00"	Rear Differential w/ 28 spline - From 05/11/70	10024029	10024030
Ford 9"	Ford	Bronco	1970-1986	9.00"	Rear Differential w/31 spline-From 05/11/70	10024031	10024032
Ford 9"	Ford	Country Squire	1973-1980	9.00"	Rear Differential w/31 spline-From 05/11/70	10024031	10024032
Ford 9"	Ford	Fairlane	1962-1970	9.00"	Rear Differential w/ 28 spline - From 05/11/70	10024029	10024030
Ford 9"	Ford	Fairlane	1970-1919	9.00"	Rear Differential w/31 spline-From 05/11/70	10024031	10024032
Ford 9"	Ford	Granada	1975-1980	9.00"	Rear Differential	10024031	10024032
Ford 9"	Ford	LTD	1973-1980	9.00"	Rear Differential w/31 spline-From 05/11/70	10024031	10024032
Ford 9"	Ford	LTD II	1977-1979	9.00"	Rear Differential	10024031	10024032
Ford 9"	Ford	Mustang	1965-1970	9.00"	Rear Differential w/ 28 spline - From 05/11/70	10024029	10024030
Ford 9"	Ford	Mustang	1970-1973	9.00"	Rear Differential w/31 spline-From 05/11/70	10024031	10024032
Ford 9"	Ford	Thunderbird	1957-1970	9.00"	Rear Differential w/ 28 spline - From 05/11/70	10024029	10024030
Ford 9"	Ford	Thunderbird	1970-1979	9.00"	Rear Differential w/31 spline-From 05/11/70	10024031	10024032
Ford 9"	Ford	Torino	1968-1976	9.00"	Rear Differential	10024031	10024032
Ford 9"	Lincoln	Continental	1970-1979	9.00"	Rear Differential w/31 spline-From 05/11/70	10024031	10024032
Ford 9"	Lincoln	Versailles	1977-1980	9.00"	Rear Differential	10024031	10024032
Ford 9"	Mercury	Colony Park	1973-1980	9.00"	Rear Differential w/31 spline-From 05/11/70	10024031	10024032
Ford 9"	Mercury	Cougar	1967-1970	9.00"	Rear Differential w/ 28 spline - From 05/11/70	10024029	10024030
Ford 9"	Mercury	Cougar	1970-1979	9.00"	Rear Differential w/31 spline-From 05/11/70	10024031	10024032
Ford 9"	Mercury	Marquis	1973-1980	9.00"	Rear Differential w/31 spline-From 05/11/70	10024031	10024032
Ford 9"	Mercury	Monarch	1975-1980	9.00"	Rear Differential	10024031	10024032
Ford 9"	Mercury	Montego	1968-1970	9.00"	Rear Differential w/ 28 spline - From 05/11/70	10024029	10024030
Ford 9"	Mercury	Montego	1970-1976	9.00"	Rear Differential w/31 spline-From 05/11/70	10024031	10024032
Ford 9"	Ford	Truck 3/4 Ton	1969-1970	9.00"	Rear Differential w/ 28 spline - From 05/11/70	10024029	10024030
Ford 9"	Ford	Truck 3/4 Ton	1970-1974	9.00"	Rear Differential w/31 spline-From 05/11/70	10024031	10024032
Ford 9.75"	Ford	Truck 1/2 Ton	1997-1998	9.75"	Rear	10038941	10038942
Ford 9.75"	Ford	Truck 1/2 Ton	1999	9.75"	Rear W/ 2.68" Pinion Bearing	10038941	10038942
Ford 9.75"	Ford	Truck 1/2 Ton	1999	9.75"	Rear W/3.00" Pinion Bearing	10038943	10038944
Ford 9.75"	Ford	Truck 1/2 Ton	2000-2006	9.75"	Rear	10038943	10038944
Ford 9.75"	Ford	Truck 1/2 Ton	2007	9.75"	Rear	10038945	10038946
Ford 9.75"	Ford	Truck 1/2 Ton	2011	9.75"	Rear	10038947	10038948
Ford 9.75"	Ford	Truck 1/2 Ton	2012-2014	9.75"	Rear	10038947	10038948
Ford 9.75"	Ford	Van 1/2 Ton	1999	9.75"	Rear W/3.00" Pinion Bearing	10038943	10038944
Ford 9.75"	Ford	Van 1/2 Ton	2000-2006	9.75"	Rear	10038943	10038944
Ford 9.75"	Ford	Van 1/2 Ton	2007-2010	9.75"	Rear	10038945	10038946

BEARING AND OVERHAUL KIT APPLICATIONS

Axle Model	Make	Application	Year	Ring Gear Diameter	Description	Axle Bearing Rebuild Kit	Master Overhaul Kit
Ford 9.75"	Ford	Expedition	1999	9.75"	Rear W/3.00" Pinion Bearing	10038943	10038944
Ford 9.75"	Ford	Expedition	2000-2006	9.75"	Rear	10038943	10038944
Ford 9.75"	Lincoln	Blackwood	2002	9.75"	Rear	10038943	10038944
Ford 9.75"	Lincoln	Mark LT	2006	9.75"	Rear	10038943	10038944
Ford 9.75"	Lincoln	Navigator	1999	9.75"	Rear W/3.00" Pinion Bearing	10038943	10038944
Ford 9.75"	Lincoln	Navigator	2000-2006	9.75"	Rear	10038943	10038944
Ford 9.75"	Ford	Expedition	1997-1998	9.75"	Rear	10038941	10038942
Ford 9.75"	Ford	Expedition	1999	9.75"	Rear W/ 2.68" Pinion Bearing	10038941	10038942
Ford 9.75"	Lincoln	Navigator	1998	9.75"	Rear	10038941	10038942
Ford 9.75"	Lincoln	Navigator	1999	9.75"	Rear W/ 2.68" Pinion Bearing	10038941	10038942
Ford 9.75"	Ford	Expedition	2007-2011	9.75"	Rear	10038945	10038946
Ford 9.75"	Ford	Expedition	2011-2014	9.75"	Rear from 04/30/2011 w/ 3.73 Axle Ratio	10038945	10038946
Ford 9.75"	Lincoln	Mark LT	2007-2008	9.75"	Rear	10038945	10038946
Ford 9.75"	Lincoln	Navigator	2007-2011	9.75"	Rear	10038945	10038946
Ford 9.75"	Lincoln	Navigator	2011-2014	9.75"	Rear from 04/30/2011 w/ 3.73 Axle Ratio	10038945	10038946
Ford 9.75"	Ford	Expedition	2011-2014	9.75"	Rear from 04/30/2011 w/ 3.31 Axle Ratio	10038949	10038950
Ford 9.75"	Lincoln	Navigator	2011-2014	9.75"	Rear from 04/30/2011 w/ 3.31 Axle Ratio	10038949	10038950
Ford 9.75"	Ford	Transit 150/250/350/HD	2015	9.75"	Rear	10038952	10038953
Ford 9.75"	Ford	Van 1/2 Ton	1997-1998	9.75"	Rear	10038941	10038942
Ford 9.75"	Ford	Van 1/2 Ton	1999	9.75"	Rear W/ 2.68" Pinion Bearing	10038941	10038942
GM 10.5"	Chevrolet	Truck 1 Ton	1972-1987	10.50"	Rear	10024049	10024050
GM 10.5"	Chevrolet	Truck 1 Ton	1988	10.50"	Rear 1st Design	10024049	10024050
GM 10.5"	Chevrolet	Truck 1 Ton	1988	10.50"	Rear 2nd Design	10024051	10024052
GM 10.5"	Chevrolet	Truck 1 Ton	1989-1997	10.50"	Rear	10024051	10024052
GM 10.5"	GMC	Truck 1 Ton	1972-1987	10.50"	Rear	10024049	10024050
GM 10.5"	GMC	Truck 1 Ton	1988	10.50"	Rear 1st Design	10024049	10024050
GM 10.5"	GMC	Truck 1 Ton	1988	10.50"	Rear 2nd Design	10024051	10024052
GM 10.5"	GMC	Truck 1 Ton	1989-1997	10.50"	Rear	10024051	10024052
GM 10.5"	Chevrolet	Truck 3/4 Ton	1973-1987	10.50"	Rear	10024049	10024050
GM 10.5"	Chevrolet	Truck 3/4 Ton	1988	10.50"	Rear 1st Design	10024049	10024050
GM 10.5"	Chevrolet	Truck 3/4 Ton	1988	10.50"	Rear 2nd Design	10024051	10024052
GM 10.5"	Chevrolet	Truck 3/4 Ton	1989-1997	10.50"	Rear	10024051	10024052
GM 10.5"	GMC	Truck 3/4 Ton	1973-1987	10.50"	Rear	10024049	10024050
GM 10.5"	GMC	Truck 3/4 Ton	1988	10.50"	Rear 1st Design	10024049	10024050
GM 10.5"	GMC	Truck 3/4 Ton	1988	10.50"	Rear 2nd Design	10024051	10024052
GM 10.5"	GMC	Truck 3/4 Ton	1989-1997	10.50"	Rear	10024051	10024052
GM 10.5"	Chevrolet	Van 1 Ton	1973-1987	10.50"	Rear	10024049	10024050
GM 10.5"	Chevrolet	Van 1 Ton	1988	10.50"	Rear 1st Design	10024049	10024050
GM 10.5"	Chevrolet	Van 1 Ton	1988	10.50"	Rear 2nd Design	10024051	10024052
GM 10.5"	Chevrolet	Van 1 Ton	1989-1997	10.50"	Rear	10024051	10024052
GM 10.5"	GMC	Van 1 Ton	1973-1987	10.50"	Rear	10024049	10024050
GM 10.5"	GMC	Van 1 Ton	1988	10.50"	Rear 1st Design	10024049	10024050

BEARING AND OVERHAUL KIT APPLICATIONS

Axle Model	Make	Application	Year	Ring Gear Diameter	Description	Axle Bearing Rebuild Kit	Master Overhaul Kit
GM 10.5"	GMC	Van 1 Ton	1988	10.50"	Rear 2nd Design	10024051	10024052
GM 10.5"	GMC	Van 1 Ton	1989-1997	10.50"	Rear	10024051	10024052
GM 10.5"	Chevrolet	Van 3/4 Ton	1973-1987	10.50"	Rear	10024049	10024050
GM 10.5"	Chevrolet	Van 3/4 Ton	1988	10.50"	Rear 1st Design	10024049	10024050
GM 10.5"	Chevrolet	Van 3/4 Ton	1988	10.50"	Rear 2nd Design	10024051	10024052
GM 10.5"	Chevrolet	Van 3/4 Ton	1989-1997	10.50"	Rear	10024051	10024052
GM 10.5"	GMC	Van 3/4 Ton	1973-1987	10.50"	Rear	10024049	10024050
GM 10.5"	GMC	Van 3/4 Ton	1988	10.50"	Rear 1st Design	10024049	10024050
GM 10.5"	GMC	Van 3/4 Ton	1988	10.50"	Rear 2nd Design	10024051	10024052
GM 10.5"	GMC	Van 3/4 Ton	1989-1997	10.50"	Rear	10024051	10024052
GM 11.5"	GM	Truck 1 Ton	2001-2011	11.5"	Rear 1st Design w/4.125" Pinion Brg.	10038964	10038965
GM 11.5"	Dodge	Truck 1 Ton	2003-2010	11.5"	Rear	10038964	10038965
GM 11.5"	GM	Truck 1 Ton	2011-2015	11.5"	Rear 2nd Design w/4.375" Pinion Brg.	10038966	10038967
GM 11.5"	GM	Truck 1 Ton	2001-2011	11.5"	Rear	10038964	10038965
GM 11.5"	GM	Truck 1 Ton	2011-2015	11.5"	Rear	10038966	10038967
GM 11.5"	Dodge	Truck 1/2 Ton	2006-2010	11.5"	Rear	10038964	10038965
GM 11.5"	GM	Truck 3/4 Ton	2001-2011	11.5"	Rear 1st Design w/4.125" Pinion Brg.	10038964	10038965
GM 11.5"	Dodge	Truck 3/4 Ton	2003-2010	11.5"	Rear	10038964	10038965
GM 11.5"	GM	Truck 3/4 Ton	2011-2015	11.5"	Rear 2nd Design w/4.375" Pinion Brg.	10038966	10038967
GM 11.5"	GM	Van 3/4 Ton	2001-2011	11.5"	Rear	10038964	10038965
GM 11.5"	GM	Van 3/4 Ton	2011-2015	11.5"	Rear	10038966	10038967
GM 11.5"	Ram	2500-3500	2011-2013	11.5"	Rear	10038966	10038967
GM 7.5"	Buick	Estate Wagon	1982-1983	7.50"	Rear	10024037	10024038
GM 7.5"	Buick	Lesabre	1982-1985	7.50"	Rear	10024037	10024038
GM 7.5"	Buick	Regal	1982-1987	7.50"	Rear	10024037	10024038
GM 7.5"	Buick	Roadmaster	1991-1996	7.50"	Rear	10024037	10024038
GM 7.5"	Chevrolet	Astro	1985-1998	7.50"	Rear	10024037	10024038
GM 7.5"	Chevrolet	Blazer S10 Size	1983-1998	7.50"	Rear	10024037	10024038
GM 7.5"	Chevrolet	Camaro	1982-1998	7.50"	Rear	10024037	10024038
GM 7.5"	Chevrolet	Caprice	1981-1996	7.50"	Rear	10024037	10024038
GM 7.5"	Chevrolet	El Camino	1982-1987	7.50"	Rear	10024037	10024038
GM 7.5"	Chevrolet	Impala	1982-1996	7.50"	Rear	10024037	10024038
GM 7.5"	Chevrolet	Malibu	1982-1983	7.50"	Rear	10024037	10024038
GM 7.5"	Chevrolet	Monte Carlo	1982-1988	7.50"	Rear	10024037	10024038
GM 7.5"	Chevrolet	S10	1982-1998	7.50"	Rear	10024037	10024038
GM 7.5"	GMC	Caballero	1982-1987	7.50"	Rear	10024037	10024038
GM 7.5"	GMC	Jimmy S15 Size	1983-1998	7.50"	Rear	10024037	10024038
GM 7.5"	GMC	S15	1982-1990	7.50"	Rear	10024037	10024038
GM 7.5"	GMC	Safari	1985-1998	7.50"	Rear	10024037	10024038
GM 7.5"	GMC	Sonoma	1991-1998	7.50"	Rear	10024037	10024038
GM 7.5"	GMC	Syclone	1991	7.50"	Rear	10024037	10024038
GM 7.5"	GMC	Typhoon	1992-1993	7.50"	Rear	10024037	10024038
GM 7.5"	Isuzu	Hombre	1996-1998	7.50"	Rear	10024037	10024038
GM 7.5"	Oldsmobile	98	1982-1984	7.50"	Rear	10024037	10024038
GM 7.5"	Oldsmobile	Bravada	1991-1998	7.50"	Rear	10024037	10024038

BEARING AND OVERHAUL KIT APPLICATIONS

Axle Model	Make	Application	Year	Ring Gear Diameter	Description	Axle Bearing Rebuild Kit	Master Overhaul Kit
GM 7.5"	Oldsmobile	Cutlass	1978-1981	7.50"	Rear	10024037	10024038
GM 7.5"	Oldsmobile	Cutlass Cruiser	1982-1983	7.50"	Rear	10024037	10024038
GM 7.5"	Oldsmobile	Cutlass Supreme	1982-1988	7.50"	Rear	10024037	10024038
GM 7.5"	Oldsmobile	Delta 88	1982-1985	7.50"	Rear	10024037	10024038
GM 7.5"	Pontiac	Bonneville	1982-1986	7.50"	Rear	10024037	10024038
GM 7.5"	Pontiac	Firebird	1982-1998	7.50"	Rear	10024037	10024038
GM 7.5"	Pontiac	Firebird Trans Am	1982-1998	7.50"	Rear	10024037	10024038
GM 7.5"	Pontiac	Grand Am	1978-1980	7.50"	Rear	10024037	10024038
GM 7.5"	Pontiac	Grand Prix	1982-1987	7.50"	Rear	10024037	10024038
GM 7.5"	Pontiac	Parisienne	1983-1986	7.50"	Rear	10024037	10024038
GM 7.5"	Pontiac	Safari	1987-1989	7.50"	Rear	10024037	10024038
GM 8.2"	Chevrolet	Camaro	1967-1970	8.20"	Rear Axle w/1.781" Differential Brgs.	10024041	10024042
GM 8.2"	Chevrolet	Caprice	1966-1971	8.20"	Rear Axle w/1.781" Differential Brgs.	10024041	10024042
GM 8.2"	Chevrolet	Chevelle	1964-1972	8.20"	Rear Axle w/1.781" Differential Brgs.	10024041	10024042
GM 8.2"	Chevrolet	Chevy II	1964-1968	8.20"	Rear Axle w/1.781" Differential Brgs.	10024041	10024042
GM 8.2"	Chevrolet	El Camino	1964-1971	8.20"	Rear Axle w/1.781" Differential Brgs.	10024041	10024042
GM 8.2"	Chevrolet	Impala	1965-1972	8.20"	Rear Axle w/1.781" Differential Brgs.	10024041	10024042
GM 8.2"	Chevrolet	Monte Carlo	1970-1972	8.20"	Rear Axle w/1.781" Differential Brgs.	10024041	10024042
GM 8.2"	Chevrolet	Nova	1964-1972	8.20"	Rear Axle w/1.781" Differential Brgs.	10024041	10024042
GM 8.2"	Pontiac	Catalina	1965-1972	8.20"	Rear Axle w/1.781" Differential Brgs.	10024041	10024042
GM 8.25"	Chevrolet	Truck 1/2 Ton	1998-2014	8.25"	Front	10038958	10038959
GM 8.25"	GMC	Truck 1/2 Ton	1998-2014	8.25"	Front	10038958	10038959
GM 8.25"	Chevrolet	Blazer Full Size	1992-1994	8.25"	Front	10024039	10024040
GM 8.25"	Chevrolet	K1500	1988-1997	8.25"	Front	10024039	10024040
GM 8.25"	Chevrolet	Suburban K&V 1500	1990-1997	8.25"	Front	10024039	10024040
GM 8.25"	Chevrolet	Tahoe	1995-1997	8.25"	Front	10024039	10024040
GM 8.25"	GMC	K1500	1988-1997	8.25"	Front	10024039	10024040
GM 8.25"	GMC	Suburban K&V 1500	1990-1997	8.25"	Front	10024039	10024040
GM 8.25"	GMC	Yukon	1992-1997	8.25"	Front	10024039	10024040
GM 8.25"	Cadillac	Escalade	1999-2014	8.25"	Front	10038958	10038959
GM 8.25"	Chevrolet	Avalanche 1500	2002-2014	8.25"	Front	10038958	10038959
GM 8.25"	Chevrolet	Suburban 1500	1998-2014	8.25"	Front	10038958	10038959
GM 8.25"	Chevrolet	Tahoe	1998-2014	8.25"	Front	10038958	10038959
GM 8.25"	GMC	Yukon XL 1500	2000-2014	8.25"	Front	10038958	10038959
GM 8.25"	GMC	Yukon	1998-2014	8.25"	Front	10038958	10038959
GM 8.5"	Chevrolet	Truck 1/2 Ton	1971-1987	8.50"	Rear	10024043	10024044
GM 8.5"	GMC	Truck 1/2 Ton	1971-1987	8.50"	Rear	10024043	10024044
GM 8.5"	GM	Truck 1/2 Ton	1999-2008	8.50"	Rear	10038956	10038957
GM 8.5"	Chevrolet	Van 1/2 Ton	1977-1998	8.50"	Rear	10024043	10024044
GM 8.5"	GMC	Van 1/2 Ton	1977-1998	8.50"	Rear	10024043	10024044

BEARING AND OVERHAUL KIT APPLICATIONS

Axle Model	Make	Application	Year	Ring Gear Diameter	Description	Axle Bearing Rebuild Kit	Master Overhaul Kit
GM 8.5"	GM	Van 1/2 Ton	1999-2008	8.50"	Rear	10038956	10038957
GM 8.5"	Buick	Apollo	1973-1975	8.50"	Rear	10024043	10024044
GM 8.5"	Buick	Century	1973-1977	8.50"	Rear	10024043	10024044
GM 8.5"	Buick	Electra	1973-1984	8.50"	Rear	10024043	10024044
GM 8.5"	Buick	Estate Wagon	1973-1983	8.50"	Rear	10024043	10024044
GM 8.5"	Buick	Lesabre	1973-1985	8.50"	Rear	10024043	10024044
GM 8.5"	Buick	Regal	1973-1987	8.50"	Rear	10024043	10024044
GM 8.5"	Buick	Skylark	1971-1979	8.50"	Rear	10024043	10024044
GM 8.5"	Cadillac	Brougham	1987-1992	8.50"	Rear	10024043	10024044
GM 8.5"	Cadillac	DeVille	1977-1984	8.50"	Rear	10024043	10024044
GM 8.5"	Cadillac	Escalade	2000-1999	8.50"	Rear	10024043	10024044
GM 8.5"	Cadillac	Fleetwood	1977-1996	8.50"	Rear	10024043	10024044
GM 8.5"	Chevrolet	Biscayne	1971-1972	8.50"	Rear	10024043	10024044
GM 8.5"	Chevrolet	Blazer Full Size	1980-1991	8.50"	Front	10024043	10024044
GM 8.5"	Chevrolet	Blazer Full Size	1982-1994	8.50"	Rear	10024043	10024044
GM 8.5"	Chevrolet	Blazer S10 Size	1995-1998	8.50"	Rear	10024043	10024044
GM 8.5"	Chevrolet	Camaro	1970-1981	8.50"	Rear	10024043	10024044
GM 8.5"	Chevrolet	Caprice	1973-1996	8.50"	Rear	10024043	10024044
GM 8.5"	Chevrolet	Chevelle	1973-1977	8.50"	Rear	10024043	10024044
GM 8.5"	Chevrolet	El Camino	1971-1987	8.50"	Rear	10024043	10024044
GM 8.5"	Chevrolet	Impala	1973-1996	8.50"	Rear	10024043	10024044
GM 8.5"	Chevrolet	K1500	1988-1999	8.50"	Rear	10024043	10024044
GM 8.5"	Chevrolet	Monte Carlo	1971-1977	8.50"	Rear	10024043	10024044
GM 8.5"	Chevrolet	Nova	1970-1979	8.50"	Rear	10024043	10024044
GM 8.5"	Chevrolet	S10	1994-1998	8.50"	Rear	10024043	10024044
GM 8.5"	Chevrolet	Suburban 1500	1982-1999	8.50"	Rear	10024043	10024044
GM 8.5"	Chevrolet	Tahoe	1995-1999	8.50"	Rear	10024043	10024044
GM 8.5"	GMC	Caballero	1978-1987	8.50"	Rear	10024043	10024044
GM 8.5"	GMC	Jimmy Full Size	1980-1991	8.50"	Front	10024043	10024044
GM 8.5"	GMC	Jimmy Full Size	1982-1991	8.50"	Rear	10024043	10024044
GM 8.5"	GMC	Jimmy S15 Size	1995-1998	8.50"	Rear	10024043	10024044
GM 8.5"	GMC	K1500	1988-1999	8.50"	Rear	10024043	10024044
GM 8.5"	GMC	Sonoma	1994-1998	8.50"	Rear	10024043	10024044
GM 8.5"	GMC	Yukon	2000-1992	8.50"	Rear	10024043	10024044
GM 8.5"	GMC	Yukon XL 1500	2000	8.50"	Rear	10024043	10024044
GM 8.5"	Isuzu	Hombre	1996-1998	8.50"	Rear	10024043	10024044
GM 8.5"	Oldsmobile	98	1973-1984	8.50"	Rear	10024043	10024044
GM 8.5"	Oldsmobile	Custom Cruiser	1980-1992	8.50"	Rear	10024043	10024044
GM 8.5"	Oldsmobile	Cutlass	1971-1977	8.50"	Rear	10024043	10024044
GM 8.5"	Oldsmobile	Cutlass Supreme	1971-1977	8.50"	Rear	10024043	10024044
GM 8.5"	Oldsmobile	Delta 88	1973-1985	8.50"	Rear	10024043	10024044
GM 8.5"	Oldsmobile	F85	1970-1972	8.50"	Rear	10024043	10024044
GM 8.5"	Oldsmobile	Omega	1973-1979	8.50"	Rear	10024043	10024044
GM 8.5"	Pontiac	Bonneville	1973-1981	8.50"	Rear	10024043	10024044

BEARING AND OVERHAUL KIT APPLICATIONS

Axle Model	Make	Application	Year	Ring Gear Diameter	Description	Axle Bearing Rebuild Kit	Master Overhaul Kit
GM 8.5"	Pontiac	Catalina	1973-1981	8.50"	Rear	10024043	10024044
GM 8.5"	Pontiac	Firebird	1971-1981	8.50"	Rear	10024043	10024044
GM 8.5"	Pontiac	Firebird Trans Am	1971-1981	8.50"	Rear	10024043	10024044
GM 8.5"	Pontiac	Grand Am	1973-1980	8.50"	Rear	10024043	10024044
GM 8.5"	Pontiac	Grand Prix	1971-1977	8.50"	Rear	10024043	10024044
GM 8.5"	Pontiac	LeMans	1971-1977	8.50"	Rear	10024043	10024044
GM 8.5"	Pontiac	Parisienne	1983-1986	8.50"	Rear	10024043	10024044
GM 8.5"	Pontiac	Ventura	1971-1977	8.50"	Rear	10024043	10024044
GM 8.5"	Buick	Ranier	2004-2007	8.50"	Rear	10038956	10038957
GM 8.5"	Cadillac	Escalade	2002-2008	8.50"	Rear	10038956	10038957
GM 8.5"	Chevrolet	Avalanche 1500	2002-2008	8.50"	Rear	10038956	10038957
GM 8.5"	Chevrolet	Blazer S10 Size	1999-2005	8.50"	Rear	10038956	10038957
GM 8.5"	Chevrolet	SSR	2003-2006	8.50"	Rear	10038956	10038957
GM 8.5"	Chevrolet	Suburban 1500	2000-2008	8.50"	Rear	10038956	10038957
GM 8.5"	Chevrolet	Tahoe	2000-2008	8.50"	Rear	10038956	10038957
GM 8.5"	Chevrolet	Trailblazer/ Envoy	2002-2008	8.50"	Rear	10038956	10038957
GM 8.5"	GMC	Jimmy S15 Size	1999-2005	8.50"	Rear	10038956	10038957
GM 8.5"	GM	S10/ Sonoma	1999-2004	8.50"	Rear	10038956	10038957
GM 8.5"	GMC	Yukon/Yukon XL	2001-2008	8.50"	Rear	10038956	10038957
GM 8.5"	Isuzu	Ascender	2003-2008	8.50"	Rear	10038956	10038957
GM 8.5"	Isuzu	Hombre	1999-2000	8.50"	Rear	10038956	10038957
GM 8.5"	Saab	9-7X	2005-2008	8.50"	Rear	10038956	10038957
GM 8.875"	GM	Truck 1/2 Ton	1964-1982	8.875"	Rear	10038960	10038961
GM 8.875"	GM	Truck 3/4 Ton	1969-1981	8.875"	Rear	10038960	10038961
GM 8.875"	GM	Van 1/2 Ton	1964-1981	8.875"	Rear	10038960	10038961
GM 8.875"	Buick	Electra	1965-1972	8.875"	Rear	10024045	10024046
GM 8.875"	Buick	Estate Wagon	1971-1972	8.875"	Rear	10024045	10024046
GM 8.875"	Chevrolet	Camaro	1967-1972	8.875"	Rear	10024045	10024046
GM 8.875"	Chevrolet	Caprice	1966-1972	8.875"	Rear	10024045	10024046
GM 8.875"	Chevrolet	Chevelle	1964-1972	8.875"	Rear	10024045	10024046
GM 8.875"	Chevrolet	Chevy II	1965-1968	8.875"	Rear	10024045	10024046
GM 8.875"	Chevrolet	El Camino	1965-1972	8.875"	Rear	10024045	10024046
GM 8.875"	Chevrolet	Impala	1965-1972	8.875"	Rear	10024045	10024046
GM 8.875"	Chevrolet	Monte Carlo	1970-1972	8.875"	Rear	10024045	10024046
GM 8.875"	Chevrolet	Nova	1970-1972	8.875"	Rear	10024045	10024046
GM 8.875"	Oldsmobile	98	1965-1972	8.875"	Rear	10024045	10024046
GM 8.875"	Oldsmobile	Delta 88	1965-1972	8.875"	Rear	10024045	10024046
GM 8.875"	Oldsmobile	F85	1968-1970	8.875"	Rear	10024045	10024046
GM 8.875"	Pontiac	Bonneville	1965-1972	8.875"	Rear	10024045	10024046
GM 8.875"	Pontiac	Catalina	1965-1972	8.875"	Rear	10024045	10024046
GM 8.875"	Pontiac	Firebird	1967-1972	8.875"	Rear	10024045	10024046
GM 8.875"	Pontiac	Firebird Trans Am	1967-1972	8.875"	Rear	10024045	10024046
GM 8.875"	Pontiac	Grand Prix	1970-1972	8.875"	Rear	10024045	10024046
GM 8.875"	Pontiac	GTO	1965-1972	8.875"	Rear	10024045	10024046
GM 8.875"	Pontiac	LeMans	1965-1972	8.875"	Rear	10024045	10024046
GM 8.875"	GM	Blazer/Jimmy Full Size	1969-1981	8.875"	Rear	10038960	10038961

BEARING AND OVERHAUL KIT APPLICATIONS

Axle Model	Make	Application	Year	Ring Gear Diameter	Description	Axle Bearing Rebuild Kit	Master Overhaul Kit
GM 8.875"	GM	Suburban 1500/2500	1973-1981	8.875"	Rear	10038960	10038961
GM 8.875"	GM	Van 3/4 Ton	1969-1981	8.875"	Rear	10038960	10038961
GM 9.25"	Chevrolet	Suburban K2500	1992-1997	9.25"	Front	10024047	10024048
GM 9.25"	Chevrolet	K2500	1988-1997	9.25"	Front	10024047	10024048
GM 9.25"	Chevrolet	K3500	1988-1997	9.25"	Front	10024047	10024048
GM 9.25"	Chevrolet	V30 & V3500	1988-1997	9.25"	Front	10024047	10024048
GM 9.25"	GMC	K2500	1988-1997	9.25"	Front	10024047	10024048
GM 9.25"	GMC	Suburban K2500	1992-1997	9.25"	Front	10024047	10024048
GM 9.25"	GMC	K3500	1988-1997	9.25"	Front	10024047	10024048
GM 9.25"	GMC	V3500	1988-1991	9.25"	Front	10024047	10024048
Super 30/186	Dodge	Nitro (KA)	2007-2010	186mm	Front	2017366	2017378
Super 30/186	Jeep	Grand Cherokee (WJ)	1999-2000	186mm	Front W/ABS (CV Style)	2017363	2017376
Super 30/186	Jeep	Grand Cherokee (WJ)	2001-2004	186mm	Front W/ABS (CV Style)	2017368	2017379
Super 30/186	Jeep	Liberty (KJ)	2000-2005	186mm	Front	2017367	2017377
Super 30/186	Jeep	Wrangler (JK)	2007-2015	186mm	Front	2017366	2017378
Super 30/186	Jeep	Wrangler (WJ)	1999	186mm	Front W/ABS	2017363	2017376
TOY 7.5"	Toyota	4 Runner	1984-1985	7.50"	Rear 2WD	10024053	10024054
TOY 7.5"	Toyota	4 Runner	1986-1987	7.50"	Front IFS	10024053	10024054
TOY 7.5"	Toyota	4 Runner	1986-1987	7.50"	Rear 4 Cyl. Non Turbo 2WD	10024053	10024054
TOY 7.5"	Toyota	4 Runner	1988-1995	7.50"	Rear 4 Cyl. 2WD	10024053	10024054
TOY 7.5"	Toyota	Pickup	1979-1983	7.50"	Rear	10024053	10024054
TOY 7.5"	Toyota	Pickup	1984-1985	7.50"	Rear 2WD	10024053	10024054
TOY 7.5"	Toyota	Pickup	1986-1987	7.50"	Rear 4 Cyl. Non Turbo 2WD	10024053	10024054
TOY 7.5"	Toyota	Pickup	1986-1988	7.50"	Front IFS	10024053	10024054
TOY 7.5"	Toyota	Pickup	1988-1995	7.50"	Rear 4 Cyl. Non Turbo 2WD	10024053	10024054
TOY 7.5"	Toyota	Supra	1987-1995	7.50"	Rear w/o Turbo	10024053	10024054
TOY 8"	Toyota	4 Runner	1984-1985	8.00"	Rear Solid Axle	10024055	10024056
TOY 8"	Toyota	4 Runner	1984-1985	8.00"	Rear 4WD	10024055	10024056
TOY 8"	Toyota	Pickup	1984-1985	8.00"	Rear Solid Axle	10024055	10024056
TOY 8"	Toyota	Pickup	1984-1985	8.00"	Rear 4WD	10024055	10024056
TOY 8"	Toyota	4 Runner	1986-1987	8.00"	Rear 4 Cyl. Turbo 4WD	10024057	10024058
TOY 8"	Toyota	4 Runner	1988-1995	8.00"	Rear V6	10024057	10024058
TOY 8"	Toyota	4 Runner	1996-1900	8.00"	Rear V6 & w/o Locking Diff	10024057	10024058
TOY 8"	Toyota	4 Runner	1996-1900	8.00"	Rear 4 Cyl.	10024057	10024058
TOY 8"	Toyota	4 Runner	2002-2001	8.00"	Rear	10024057	10024058
TOY 8"	Toyota	Pickup	1986-1987	8.00"	Rear 4 Cyl. Turbo 4WD	10024057	10024058
TOY 8"	Toyota	Pickup	1988	8.00"	Rear 4 Cyl. Turbo & V6 4WD	10024057	10024058
TOY 8"	Toyota	Pickup	1989-1995	8.00"	Rear V6	10024057	10024058
The Ultimate 60/248	Jeep	Wrangler (JK)	2007-Up	248mm	Rear	10024088	10024089
The Ultimate 60/248	Jeep	Wrangler (JK)	2007-Up	248mm	Front	10024003	10024004

Bill of Material Number	Manufacturer	Dana Axle Model	Front/ Rear	Application
10007259	Jeep/AMC	Super 44/226	Rear	2014-15 JK LHD
10007260	Jeep/AMC	Super 44/226	Rear	2014-15 JK LHD
10007261	Jeep/AMC	Super 44/226	Rear	2014-15 JK LHD
10007262	Jeep/AMC	Super 44/226	Rear	2014-15 JK LHD
10007264	Jeep/AMC	Super 44/226	Rear	2014-15 JK RHD
10007265	Jeep/AMC	Super 44/226	Rear	2014-15 JK RHD
10007267	Jeep/AMC	Super 44/226	Rear	2014-15 JK RHD
10007269	Jeep/AMC	Super 44/226	Rear	2014-15 JK LHD
10007271	Jeep/AMC	Super 44/226	Rear	2014-15 JK LHD
10021545	Jeep/AMC	Super 30/186	Front	2014-15 JK LHD
10021546	Jeep/AMC	Super 30/186	Front	2014-15 JK LHD
10021548	Jeep/AMC	Super 30/186	Front	2014-15 JK RHD
10021549	Jeep/AMC	Super 30/186	Front	2014-15 JK RHD
10021551	Jeep/AMC	44/216	Front	2014-15 JK LHD
10021552	Jeep/AMC	44/216	Front	2014-15 JK LHD
10021554	Jeep/AMC	44/216	Front	2014-15 JK RHD
10029496	Jeep/AMC	Super 30/186	Front	2016 JK LHD
10029496AE	Jeep/AMC	Super 30/186	Front	2016 JK LHD
10029497	Jeep/AMC	Super 30/186	Front	2016 JK LHD
10029500	Jeep/AMC	Super 30/186	Front	2016 JK RHD
10029501	Jeep/AMC	Super 30/186	Front	2016 JK RHD
10029503	Jeep/AMC	44/216	Front	2016 JK LHD
10029504	Jeep/AMC	44/216	Front	2016 JK LHD
10029505	Jeep/AMC	44/216	Front	2016 JK RHD
10029507	Jeep/AMC	Super 44/226	Rear	2016 JK LHD
10029508	Jeep/AMC	Super 44/226	Rear	2016 JK LHD
10029509	Jeep/AMC	Super 44/226	Rear	2016 JK LHD
10029510	Jeep/AMC	Super 44/226	Rear	2016 JK LHD
10029512	Jeep/AMC	Super 44/226	Rear	2016 JK RHD
10029513	Jeep/AMC	Super 44/226	Rear	2016 JK RHD
10029514	Jeep/AMC	Super 44/226	Rear	2016 JK LHD
10029515	Jeep/AMC	Super 44/226	Rear	2016 JK LHD
10029516	Jeep/AMC	Super 44/226	Rear	2016 JK RHD
10029616	Jeep/AMC	Super 44/226	Rear	2016 JK RHD
2001013	Chrysler/Dodge	60/248	Rear	2004 SRW - Semi Float w/ABS D2500 SRT10
2001021	Chrysler/Dodge	60/248	Rear	2003 SRW - Semi Float w/ABS D2500 SRT10
2001024	Ford	60/248	Rear	2002-03 E-250 Van SRW - Semi Float w/ABS
2001025	Ford	60/248	Rear	2003 E-250 Van SRW - Semi Float w/ABS
2001026	Ford	60/248	Rear	2003 E-250/E-350 SRW - Semi Float - HD w/ABS
2001027	Ford	70/267	Rear	2003 E-350 Cutaway SRW or Chassis DRW Option
2001028	Ford	70/267	Rear	2003 E-350 Cutaway SRW or Chassis DRW Option
2001029	Ford	70/267	Rear	2003 E-350 DRW - Full Float
2001030	Ford	70/267	Rear	2003 E-350 DSO
2001079	General Motors	70GM	Rear	2004-08 GMT 610
2001194	Jeep/AMC	Super 30/186	Front	2003-04 WJ w/ABS (Dead Front)
2001195	Jeep/AMC	Super 30/186	Front	2003-04 WJ CV w/ABS
2001196	Jeep/AMC	Super 30/186	Front	2003-04 WJ CV w/ABS
2001197	Jeep/AMC	Super 30/186	Front	2003-04 WJ CV w/ABS
2001198	Jeep/AMC	Super 30/186	Front	2003-04 WJ CV w/ABS
2001199	Jeep/AMC	Super 30/186	Front	2003-04 WJ CV w/ABS
2001200	Jeep/AMC	Super 30/186	Front	2003-04 WJ CV w/ABS

Bill of Material Number	Manufacturer	Dana Axle Model	Front/Rear	Application
2001201	Jeep/AMC	Super 30/186	Front	2003-04 WJ CV w/ABS
2001202	Jeep/AMC	Super 30/186	Front	2003-04 WJ CV w/ABS
2001203	Jeep/AMC	Super 30/186	Front	2003-04 WJ CV w/ABS
2001204	Jeep/AMC	Super 30/186	Front	2003-04 WJ CV w/ABS
2001205	Jeep/AMC	Super 30/186	Front	2003-04 WJ CV w/ABS
2001221	Ford	80/286	Rear	2003-04 F-350 Chassis DRW Full Float w/ABS
2001246	Jeep/AMC	Super 30/186	Front	2003-04 WJ CV w/ABS
2001247	Jeep/AMC	Super 30/186	Front	2003-04 WJ CV w/ABS
2001272	Ford	50/229	Front	2004-07 F-250/350 SRW (4x4)
2001273	Ford	60/248	Front	2004 F-250/350 SRW (4x4)
2001274	Ford	60/248	Front	2004 F-350 DRW (4x4)
2001275	Ford	60/248	Front	2004 F-450/550 DRW (4x4)
2001276	Ford	60/248	Front	2005-11 F-350 DRW (4x4)
2001277	Ford	60/248	Front	2004 F-450/550 DRW (4X2) Dead Front
2001278	Ford	60/248	Front	2004 F-450/550 DRW (4X2) Dead Front
2001281	General Motors	60/248	Rear	2008 GMT 610
2001288	Nissan	Super 44/226	Rear	2005-06 Frontier, Pathfinder, Xterra
2001289	Nissan	Super 44/226	Rear	2005-06 Xterra
2001290	Nissan	Super 44/226	Rear	2005-06 Frontier
2001323	Ford	80/286	Rear	2004-06 F53 Motor Home - Chassis - Full Float w/ABS
2001543	Jeep/AMC	44/216	Rear	2005 TJ
2001578	Ford	60/248	Rear	2003-04 E-250 Van SRW - Semi Float w/ABS
2001579	Ford	60/248	Rear	2003-04 E-350 SRW - Semi Float - HD w/ABS
2001580	Ford	70/267	Rear	2003-04 E-350 Cutaway SRW or Chassis DRW Option
2001581	Ford	70/267	Rear	2003-04 E-350 DRW - Full Float
2001582	Ford	70/267	Rear	2003 E-350 DSO
2001675	Chrysler/Dodge	44/216	Rear	2003 Viper
2001754	Ford	80/286	Rear	2005 F-350 Pick-up DRW-Full Float w/ABS
2001755	Ford	80/286	Rear	2005 F-350 Chassis DRW Full Float w/ABS
2001760	Ford	80/286	Rear	2005 F-350 Chassis DRW Full Float w/ABS
2001858	Ford	35/198	Front	2005 Explorer/Ranger - Non-Disconnect - CV
2001889	General Motors	60/248	Rear	2008 GMT 610
2001906	Ford	80/286	Rear	2005 F-350 Pick-up DRW-Full Float w/ABS
2002005	Chrysler/Dodge	60/248	Rear	2005 SRW - Semi Float w/ABS Quad Cab SRT10
2002006	Chrysler/Dodge	60/248	Rear	2005 SRW - Semi Float w/ABS Quad Cab SRT10
2002016	Ford	60/248	Front	2005-07 F-250/350 SRW (4x4)
2002017	Ford	60/248	Front	2005-07 F-350 DRW (4x4)
2002045	Ford	70/267	Rear	2004-06 E-450 Super Duty DRW w/ABS
2002184	Chrysler/Dodge	44/216	Rear	2003 Viper
2002186	Chrysler/Dodge	60/248	Rear	2004 SRW - Semi Float w/ABS D2500 SRT10
2002187	Chrysler/Dodge	60/248	Rear	2005 SRW - Semi Float w/ABS D2500 SRT10
2002329	Ford	60/248	Rear	2005-06 E-350 Van SRW - Full Float w/ABS
2002406	Jeep/AMC	44/216	Rear	2005 TJ RHD
2002426	Jeep/AMC	Super 30/186	Front	2005 KJ
2002427	Jeep/AMC	Super 30/186	Front	2005 KJ
2002487	Jeep/AMC	Super 30/186	Front	2005 KJ
2002491	Jeep/AMC	Super 30/186	Front	2005 KJ
2002505	Jeep/AMC	Super 30/186	Front	2005 KJ
2002583	General Motors	70GM	Rear	2005 DRW G-Van 30 - 70-3HD
2002589	Ford	80/286	Rear	2007 F-350 Chassis DRW Full Float w/ABS
2002595	Ford	80/286	Rear	2007 F-350 Pick-up DRW-Full Float w/ABS

Bill of Material Number	Manufacturer	Dana Axle Model	Front/Rear	Application
2002626	Ford	80/286	Rear	2005-07 F-350 Chassis DRW Full Float w/ABS
2002638	Ford	Super 30/198	Front	2004-05 Explorer
2002639	Ford	Super 30/198	Front	2005 Explorer
2002645	Ford	35/198	Front	2004-05 Explorer/Ranger - Non-Disconnect - CV
2002646	Ford	35/198	Front	2004-05 Explorer/Ranger - Non-Disconnect - CV
2002700	Jeep/AMC	44/216	Front	2004-05 TJ w/ABS
2002707	Ford	60/248	Rear	2005-08 E-250 Van SRW - Semi Float w/ABS
2002708	Ford	60/248	Rear	2005-08 E-350 SRW - Semi Float - HD w/ABS
2002709	Ford	60/248	Rear	2006 E-350 Van SRW - Full Float w/ABS
2002710	Ford	70/267	Rear	2005-08 E-350 SRW - Full Float
2002711	Ford	70/267	Rear	2005-08 E-350 DRW - Full Float
2002712	Ford	70/267	Rear	2006-08 E-350 DSO
2002713	Ford	70/267	Rear	2005-08 E-450 DRW
2002750	Ford	35/198	Front	2004-06 Explorer/Ranger - Non-Disconnect - CV
2002814	Ford	80/286	Rear	2005 F-350 Chassis DRW Full Float w/ABS
2002825	Ford	80/286	Rear	2005 F53 Motor Home - Chassis - Full Float w/ABS
2002830	Ford	80/286	Rear	2006 F-350 Chassis DRW Full Float w/ABS
2002831	Ford	80/286	Rear	2006 F-350 Pick-up DRW-Full Float w/ABS
2002832	Ford	80/286	Rear	2006 F-350 Chassis DRW Full Float w/ABS
2003032	Ford	80/286	Rear	2005 F-350 Pick-up DRW-Full Float w/ABS
2003204	Ford	Super 60/256	Front	2005-06 6K Monobeam Coil, F-250/F-350
2003205	Ford	Super 60/256	Front	2005-06 6K Monobeam Coil, F-250/F-350
2003206	Ford	Super 60/256	Front	2005-06 7K Monobeam Coil, F-450/F-550
2003207	Ford	Super 60/256	Front	2005-07 6K/7K Monobeam Coil, Dead Front
2003246	Ford	60/248	Rear	2004-06 E-250 Van SRW - Semi Float w/ABS
2003247	Ford	60/248	Rear	2003-06 E-350 SRW - Semi Float - HD w/ABS
2003248	Ford	70/267	Rear	2005-06 E-350 Cutaway SRW or Chassis DRW Option
2003249	Ford	70/267	Rear	2005-06 E-350 DRW - Full Float
2003250	Ford	70/267	Rear	2003-06 E-350 DSO
2003281	Ford	80/286	Rear	2005 F-350 Pick-up DRW-Full Float w/ABS
2003314	Chrysler/Dodge	60/248	Rear	2006 SRW - Semi Float w/ABS Quad Cab SRT10
2003315	Chrysler/Dodge	60/248	Rear	2006 SRW - Semi Float w/ABS Quad Cab SRT10
2003366	Jeep/AMC	Super 30/186	Front	2007 KA
2003367	Jeep/AMC	Super 30/186	Front	2007 KA
2003475	Ford	Super 60/256	Front	2005 7K Monobeam Coil, F-450/F-550
2003478	Ford	Super 60/256	Front	2005 6K/7K Monobeam Coil, Dead Front
2003564	Ford	80/286	Rear	2005 F-350 Pick-up DRW-Full Float w/ABS
2003679	Ford	80/286	Rear	2005 F-350 Pick-up DRW-Full Float w/ABS
2003687	Jeep/AMC	44/216	Rear	2005-06 TJ RHD
2003688	Jeep/AMC	44/216	Rear	2005-06 TJ
2003689	Jeep/AMC	44/216	Rear	2005-06 TJ
2003690	Jeep/AMC	44/216	Rear	2003 TJ LHD
2003691	Jeep/AMC	44/216	Rear	2005 TJ
2003729	Ford	Super 60/256	Front	2005 6K Monobeam Coil, F-250/F-350
2003737	Ford	80/286	Rear	2005 F-350 Chassis DRW Full Float w/ABS
2003738	Ford	80/286	Rear	2005-08 F-350 Chassis DRW Full Float w/ABS
2003747	Chrysler/Dodge	60/248	Rear	2005 SRW - Semi Float w/ABS Quad Cab SRT10
2003748	Chrysler/Dodge	60/248	Rear	2005 SRW - Semi Float w/ABS Quad Cab SRT10
2003791	Ford	60/248	Front	2005-11 F-250/350 SRW
2003797	Jeep/AMC	Super 44/226	Rear	2005 WK SRT8
2003986	Ford	70/267	Rear	2005-06 E-350 DRW - Full Float

Bill of Material Number	Manufacturer	Dana Axle Model	Front/Rear	Application
2004025	Chrysler/Dodge	60/248	Rear	2006 SRW - Semi Float w/ABS Quad Cab SRT10
2004026	Chrysler/Dodge	60/248	Rear	2006 SRW - Semi Float w/ABS Quad Cab SRT10
2004040	Jeep/AMC	44/216	Rear	2005 TJ RHD
2004048	General Motors	Super 70/273	Front	2004-07 GMT 560
2004119	Jeep/AMC	Super 30/186	Front	2007 KA
2004153	Ford	60/248	Rear	2006-08 E-350 SRW - Semi Float - HD w/ABS
2004198	Ford	70/267	Rear	2008 E-350 SRW - Full Float
2004199	Ford	70/267	Rear	2008 E-350 DRW - Full Float
2004273	Jeep/AMC	44/216	Front	2007 JK (Dead Front)
2004274	Jeep/AMC	44/216	Front	2007 JK (Dead Front)
2004329	Ford	70/267	Rear	2007-09 E-450 DRW
2004422	Jeep/AMC	44/216	Rear	2005-06 TJ
2004423	Jeep/AMC	44/216	Rear	2005-06 TJ
2004424	Jeep/AMC	44/216	Rear	2005-06 TJ RHD
2004457	Ford	60/248	Rear	2005-06 E-350 Van SRW - Full Float w/ABS
2004632	Ford	Super 60/256	Front	2005-07 6K Monobeam Coil, F-250/F-350
2004633	Ford	Super 60/256	Front	2005-06 6K Monobeam Coil, F-250/F-350
2004663	General Motors	60/248	Rear	2007 GMT 610
2004681	Ford	60/248	Rear	2008 E-250 Van SRW - Semi Float w/ABS
2004793	Nissan	Super 44/226	Rear	2005-06 Frontier, Pathfinder, Xterra
2004794	Nissan	Super 44/226	Rear	2005-06 Xterra
2004795	Nissan	Super 44/226	Rear	2005-06 Xterra
2004796	Nissan	Super 44/226	Rear	2005-06 Frontier
2004798	Nissan	Super 44/226	Rear	2005-06 Frontier
2004799	Nissan	Super 44/226	Rear	2005-06 Frontier
2004813	Ford	70/267	Rear	2006 E-450 DRW
2004879	Ford	80/286	Rear	2006-08 F53 Motor Home - Chassis - Full Float w/ABS
2004920	Ford	80/286	Rear	2006-08 F-350 Chassis DRW Full Float w/ABS
2004946	Nissan	205	Front	2006-14 4x4 Armada, Pathfinder, Titan
2005006	Ford	Super 30/198	Front	2006-10 Explorer
2005047	Ford	Super 30/198	Front	2007-10 Explorer
2005098	Nissan	Super 44/226	Rear	2005-12 Xterra
2005099	Nissan	Super 44/226	Rear	2005-12 Xterra
2005100	Nissan	Super 44/226	Rear	2005-06 Xterra
2005101	Nissan	Super 44/226	Rear	2005-12 Frontier
2005102	Nissan	Super 44/226	Rear	2005-06 Frontier
2005103	Nissan	Super 44/226	Rear	2005-06 Frontier
2005127	Ford	Super 60/256	Front	2006 7K Monobeam Coil, F-450/F-550
2005128	Ford	Super 60/256	Front	2006-07 6K/7K Monobeam Coil, Dead Front
2005146	Jeep/AMC	Super 44/226	Rear	2007 JK
2005147	Jeep/AMC	Super 44/226	Rear	2007 JK
2005148	Jeep/AMC	Super 44/226	Rear	2007 JK
2005149	Jeep/AMC	Super 44/226	Rear	2007 JK
2005158	Chrysler/Dodge	60/248	Rear	2006 SRW - Semi Float w/ABS Quad Cab SRT10
2005159	Chrysler/Dodge	60/248	Rear	2006 SRW - Semi Float w/ABS Quad Cab SRT10
2005185	Jeep/AMC	Super 30/186	Front	2007 JK
2005186	Jeep/AMC	Super 30/186	Front	2007 JK
2005187	Jeep/AMC	44/216	Front	2007 JK
2005188	Jeep/AMC	44/216	Front	2007 JK
2005189	Jeep/AMC	44/216	Front	2007 JK (Dead Front)
2005295	Nissan	Super 44/226	Rear	2007-12 Titan

Bill of Material Number	Manufacturer	Dana Axle Model	Front/Rear	Application
2005296	Nissan	Super 44/226	Rear	2007-12 Titan
2005297	Nissan	Super 44/226	Rear	2007-12 Titan
2005330	Ford	60/248	Rear	2009-10 E-350 SRW - Semi Float - HD w/ABS
2005343	Jeep/AMC	Super 44/226	Rear	2006-07 WK/XK
2005359	Jeep/AMC	Super 44/226	Rear	2006 WK SRT8
2005575	Jeep/AMC	Super 30/186	Front	2007 KA
2005576	Jeep/AMC	Super 30/186	Front	2007 KA
2005577	Jeep/AMC	Super 30/186	Front	2007 KA
2005578	Ford	80/286	Rear	2006 F-350 Pick-up DRW-Full Float w/ABS
2005579	Ford	80/286	Rear	2006 F-350 Pick-up DRW-Full Float w/ABS
2005580	Ford	80/286	Rear	2006 F-350 Chassis DRW Full Float w/ABS
2005581	Ford	80/286	Rear	2006 F-350 Chassis DRW Full Float w/ABS
2005726	Jeep/AMC	Super 44/226	Rear	2006 WK SRT8
2005781	Jeep/AMC	44/216	Front	2004-06 TJ w/ABS
2005796	Jeep/AMC	44/216	Rear	2006 TJ
2005799	Jeep/AMC	44/216	Rear	2005-06 TJ RHD
2005806	Jeep/AMC	44/216	Rear	2005-06 TJ
2005807	Jeep/AMC	44/216	Rear	2005-06 TJ
2005808	Jeep/AMC	44/216	Rear	2005-06 TJ
2005809	Jeep/AMC	44/216	Rear	2005-06 TJ LHD
2005921	Ford	70/267	Rear	2007 E-450 DRW
2006015	Ford	35/198	Front	2006-07 Explorer/Ranger - Non-Disconnect - CV
2006049	Jeep/AMC	Super 30/186	Front	2007 KA
2006050	Jeep/AMC	Super 30/186	Front	2007 KA
2006051	Jeep/AMC	Super 30/186	Front	2007 KA
2006175	Chrysler/Dodge	44/216	Rear	2003 Viper
2006226	Jeep/AMC	30/181	Front	2006 TJ RHD
2006227	Jeep/AMC	30/181	Front	2006 TJ w/ABS
2006228	Jeep/AMC	30/181	Front	2006 TJ w/ABS
2006229	Jeep/AMC	30/181	Front	2006 TJ RHD w/ABS
2006230	Jeep/AMC	35/194	Rear	2006 TJ LHD
2006231	Jeep/AMC	44/216	Rear	2006 TJ LHD
2006232	Jeep/AMC	44/216	Rear	2006 TJ RHD
2006233	Jeep/AMC	44/216	Rear	2006 TJ LHD
2006234	Jeep/AMC	44/216	Rear	2006 TJ RHD w/ABS
2006257	Nissan	Super 44/226	Rear	2007-12 Titan
2006258	Nissan	Super 44/226	Rear	2007-12 Titan
2006259	Nissan	Super 44/226	Rear	2007-12 Titan
2006609	Nissan	Super 44/226	Rear	2006-12 Frontier
2006617	Nissan	Super 44/226	Rear	2006-12 Frontier
2006638	Nissan	Super 44/226	Rear	2006-08 Armada, Titan
2006665	Ford	35/198	Front	2006-11 Explorer/Ranger - Non-Disconnect - CV
2006738	Ford	Super 60/256	Front	2008 6K Monobeam Coil, F-250/F-350
2006754	Nissan	Super 44/226	Rear	2006-12 Xterra
2006755	Nissan	Super 44/226	Rear	2006-12 Frontier
2006756	Nissan	Super 44/226	Rear	2006-12 Frontier
2006770	Jeep/AMC	Super 30/186	Front	2007 JK
2006773	Jeep/AMC	Super 30/186	Front	2007 JK
2006775	Jeep/AMC	44/216	Front	2007 JK
2006777	Jeep/AMC	44/216	Front	2007 JK
2006778	Jeep/AMC	44/216	Front	2007 JK (Dead Front)

Bill of Material Number	Manufacturer	Dana Axle Model	Front/Rear	Application
2006788	Jeep/AMC	Super 44/226	Rear	2007 JK
2006789	Jeep/AMC	Super 44/226	Rear	2007 JK
2006790	Jeep/AMC	Super 44/226	Rear	2007 JK
2006791	Jeep/AMC	Super 44/226	Rear	2007 JK
2006813	Ford	Super 60/256	Front	2005-08 6K Monobeam Coil, F-250/F-350
2006814	Ford	Super 60/256	Front	2005-08 6K Monobeam Coil, F-250/F-350
2006815	Ford	Super 60/256	Front	2006-08 7K Monobeam Coil, F-450/F-550
2006816	Ford	Super 60/256	Front	2005-08 6K/7K Monobeam Coil, Dead Front
2006869	Ford	80/286	Rear	2006-08 F-350 Chassis DRW Full Float w/ABS
2006870	Ford	80/286	Rear	2007-08 F-350 Pick-up DRW-Full Float w/ABS
2006871	Ford	80/286	Rear	2008 F-350 Chassis DRW Full Float w/ABS
2006970	Jeep/AMC	44/216	Front	2006 TJ w/ABS
2007024	Jeep/AMC	Super 44/226	Rear	2007 JK
2007025	Jeep/AMC	Super 44/226	Rear	2007 JK
2007026	Jeep/AMC	Super 44/226	Rear	2007 JK
2007027	Jeep/AMC	Super 44/226	Rear	2007 JK
2007126	Jeep/AMC	Super 30/186	Front	2007 KA
2007127	Jeep/AMC	Super 30/186	Front	2007 KA
2007128	Jeep/AMC	Super 30/186	Front	2007 KA
2007234	Ford	60/248	Rear	2007 E-250 Van SRW - Semi Float w/ABS
2007248	Jeep/AMC	Super 44/226	Rear	2006-07 WK SRT8
2007438	General Motors	Super 70/273	Front	2004-07 GMT 560
2007515	Ford	Super 70/273	Rear	2006-07 E-450 DRW
2007652	Jeep/AMC	Super 30/186	Front	2007 JK
2007653	Jeep/AMC	Super 30/186	Front	2007 JK
2007654	Jeep/AMC	44/216	Front	2007 JK
2007655	Jeep/AMC	44/216	Front	2007 JK
2007656	Jeep/AMC	44/216	Front	2007 JK (Dead Front)
2007693	Ford	35/198	Front	2006-11 Explorer/Ranger - Non-Disconnect - CV
2007742	Ford	60/248	Rear	2009-10 E-150/250 Van - SRW - Semi-Float w/ABS
2007807	Ford	60/248	Rear	2006-07 E-350 SRW - Semi Float - HD w/ABS
2007837	General Motors	60/248	Rear	2008 GMT 610
2007838	General Motors	60/248	Rear	2008 GMT 610
2007839	General Motors	60/248	Rear	2008 GMT 610
2007840	General Motors	60/248	Rear	2008 GMT 610
2007841	General Motors	70GM	Rear	2008 GMT 610
2007842	General Motors	70GM	Rear	2008 GMT 610
2007854	Jeep/AMC	Super 44/226	Rear	2007-08 WK/XK
2008007	Ford	Super 60/256	Front	2007-08 6K Monobeam Coil, F-250/F-350
2008060	Ford	80/286	Rear	2010-11 F53 Motor Home - Chassis - Full Float w/ABS
2008133	General Motors	70GM	Rear	2008 DRW G-Van 30 - 70-3HD
2008190	Ford	Super 60/256	Front	2007-08 7K Monobeam Coil, F-450/F-550
2008191	Ford	Super 60/256	Front	2007-09 6K/7K Monobeam Coil, Dead Front
2008264	Jeep/AMC	Super 30/186	Front	2008 JK
2008265	Jeep/AMC	44/216	Front	2007 JK
2008453	Jeep/AMC	Super 44/226	Rear	2007 WK SRT8
2008491	Jeep/AMC	Super 44/226	Rear	2007 JK
2008492	Jeep/AMC	Super 44/226	Rear	2007 JK
2008493	Jeep/AMC	Super 44/226	Rear	2007-09 JK
2008494	Jeep/AMC	Super 44/226	Rear	2007 JK
2008674	Jeep/AMC	Super 44/226	Rear	2008 JK

Bill of Material Number	Manufacturer	Dana Axle Model	Front/Rear	Application
2008675	Jeep/AMC	Super 44/226	Rear	2008 JK
2008676	Jeep/AMC	Super 44/226	Rear	2008 JK
2008677	Jeep/AMC	Super 44/226	Rear	2008 JK
2008693	Ford	70/267	Rear	2007 E-350 DRW - Full Float
2008756	Jeep/AMC	Super 30/186	Front	2008 JK
2008757	Jeep/AMC	Super 30/186	Front	2008 JK
2008809	Jeep/AMC	Super 44/226	Rear	2008 JK
2009132	General Motors	60/248	Rear	2010 GMT 610
2009133	General Motors	60/248	Rear	2010 GMT 610
2009154	Jeep/AMC	Super 44/226	Rear	2008 WK SRT8
2009200	Ford	60/248	Rear	2007 E-350 Van SRW - Full Float w/ABS
2009572	Jeep/AMC	Super 44/226	Rear	2008 WK SRT8
2009652	Ford	60/248	Front	2008-11 F4000 (4x4) DRW
2009724	Ford	Super 70/273	Rear	2007-09 E-450 DRW
2009732	Ford	70/267	Rear	2008 E-350 DRW - Full Float
2009785	Ford	Super 60/256	Front	2007-08 6K Monobeam Coil, F-250/F-350
2009786	Ford	Super 60/256	Front	2008 6K Monobeam Coil, F-250/F-350
2009787	Ford	Super 60/256	Front	2008 7K Monobeam Coil, F-450/F-550
2009788	Ford	Super 60/256	Front	2008-09 6K/7K Monobeam Coil, Dead Front
2009862	Jeep/AMC	Super 30/186	Front	2007 KA
2009863	Jeep/AMC	Super 30/186	Front	2007 KA
2009864	Jeep/AMC	Super 30/186	Front	2007 KA
2009950	General Motors	60/248	Rear	2008 GMT 610
2009951	General Motors	60/248	Rear	2008 GMT 610
2009952	General Motors	60/248	Rear	2008 GMT 610
2009953	General Motors	60/248	Rear	2008 GMT 610
2009954	General Motors	70GM	Rear	2009 GMT 610
2009955	General Motors	70GM	Rear	2008-09 GMT 610
2009956	General Motors	70GM	Rear	2008 DRW G-Van 30 - 70-3HD
2009957	General Motors	70GM	Rear	2008 DRW G-Van 30 - 70-3HD
2010055	General Motors	70GM	Rear	2009 DRW G-Van 30 - 70-3HD
2010106	Jeep/AMC	Super 30/186	Front	2007-09 KA
2010107	Jeep/AMC	Super 30/186	Front	2007-09 KA
2010108	Jeep/AMC	Super 30/186	Front	2007-09 KA
2010263	Jeep/AMC	Super 44/226	Rear	2008-10 WK SRT8
2010264	Jeep/AMC	Super 44/226	Rear	2008-10 WK/XK
2010360	Jeep/AMC	Super 30/186	Front	2008-09 JK
2010361	Jeep/AMC	Super 30/186	Front	2008 JK
2010362	Jeep/AMC	Super 30/186	Front	2009 JK
2010363	Jeep/AMC	Super 30/186	Front	2009 JK
2010364	Jeep/AMC	44/216	Front	2008 JK
2010365	Jeep/AMC	44/216	Front	2008 JK
2010366	Jeep/AMC	44/216	Front	2008 JK (Dead Front)
2010413	Ford	60/248	Rear	2009-10 E-150/250 Van - SRW - Semi-Float w/ABS
2010449	Ford	60/248	Rear	2008 E-150/250 Van - SRW - Semi-Float w/ABS
2010817	Jeep/AMC	Super 30/186	Front	2007-08 KA
2010818	Jeep/AMC	Super 30/186	Front	2007-08 KA
2010819	Jeep/AMC	Super 30/186	Front	2007-08 KA
2010941	Ford	80/286	Rear	2010-11 F-350 Chassis DRW Full Float w/ABS
2010942	Ford	80/286	Rear	2010-11 F-350 Pick-up DRW-Full Float w/ABS
2010943	Ford	80/286	Rear	2010-11 F-350 Chassis DRW Full Float w/ABS

Bill of Material Number	Manufacturer	Dana Axle Model	Front/Rear	Application
2011146	Ford	70/267	Rear	2008-10 E-350 SRW - Full Float
2011147	Ford	70/267	Rear	2009-10 E-350 DRW - Full Float
2011450	Jeep/AMC	Super 30/186	Front	2008-09 KA
2011451	Jeep/AMC	Super 30/186	Front	2008-09 KA
2011452	Jeep/AMC	Super 30/186	Front	2008-09 KA
2011463	Ford	70/267	Rear	2008-09 E-350 DRW - Full Float
2011581	Ford	Super 60/256	Front	2009 1/2 6K Monobeam Coil, F-250/F-350
2011582	Ford	Super 60/256	Front	2009 1/2 6K Monobeam Coil, F-250/F-350
2011583	Ford	Super 60/256	Front	2009 7K Monobeam Coil, F-450/F-550
2011584	Ford	Super 60/256	Front	2009 6K/7K Monobeam Coil, Dead Front
2011809	Ford	60/248	Rear	2009-10 E-150/250 Van - SRW - Semi-Float w/ABS
2011819	Ford	60/248	Rear	2009-10 E-150/250 Van - SRW - Semi-Float w/ABS
2011820	Ford	60/248	Rear	2009-12 E-250/E-350 SRW - Semi Float - HD w/ABS
2011821	Ford	Super 70/273	Rear	2009-10 E-450 DRW
2011929	Jeep/AMC	Super 30/186	Front	2008 JK
2011939	Jeep/AMC	Super 30/186	Front	2008 JK
2011940	Jeep/AMC	Super 30/186	Front	2008 JK
2011941	Jeep/AMC	Super 30/186	Front	2008 JK
2011942	Jeep/AMC	44/216	Front	2008 JK
2011943	Jeep/AMC	44/216	Front	2008 JK
2011958	Jeep/AMC	Super 44/226	Rear	2008-14 JK
2011959	Jeep/AMC	Super 44/226	Rear	2008-14 JK
2011960	Jeep/AMC	Super 44/226	Rear	2008-11 JK
2011961	Jeep/AMC	Super 44/226	Rear	2008-14 JK
2011962	Jeep/AMC	Super 44/226	Rear	2008-14 JK
2011963	Jeep/AMC	Super 44/226	Rear	2011-14 JK
2012029	Ford	80/286	Rear	2009-10 F-350 Chassis DRW Full Float w/ABS
2012030	Ford	80/286	Rear	2009 F-350 Pick-up DRW-Full Float w/ABS
2012133	Jeep/AMC	Super 30/186	Front	2009 JK
2012134	Jeep/AMC	Super 30/186	Front	2009 JK
2012135	Jeep/AMC	Super 30/186	Front	2008 JK
2012136	Jeep/AMC	Super 30/186	Front	2009 JK
2012137	Jeep/AMC	44/216	Front	2008 JK
2012138	Jeep/AMC	44/216	Front	2009 JK
2012139	Jeep/AMC	44/216	Front	2008 JK (Dead Front)
2012199	Ford	80/286	Rear	2009 F-350 Chassis DRW Full Float w/ABS
2012290	Ford	Super 60/256	Front	2010 6K Monobeam Coil, F-250/F-350
2012292	Ford	Super 60/256	Front	2010 7K Monobeam Coil, F-450/F-550
2013087	Ford	Super 70/273	Rear	2009-10 E-450 DRW
2013128	Ford	70/267	Rear	2010-12 E-350 SRW - Full Float
2013129	Ford	70/267	Rear	2010-12 E-350 DRW Chassis - Full Float
2013388	Jeep/AMC	Super 30/186	Front	2010-11 JK
2013389	Jeep/AMC	Super 30/186	Front	2010-11 JK
2013390	Jeep/AMC	44/216	Front	2010-11 JK
2013391	Jeep/AMC	44/216	Front	2009 JK
2013392	Jeep/AMC	44/216	Front	2009 JK (Dead Front)
2013714	Ford	60/248	Rear	2010 E-350 SRW - Semi Float - HD w/ABS
2013723	Ford	60/248	Rear	2010 E-150/250 Van - SRW - Semi-Float w/ABS
2013724	Ford	60/248	Rear	2010 E-150/250 Van - SRW - Semi-Float w/ABS
2013725	Ford	60/248	Rear	2010 E-150/250 Van - SRW - Semi-Float w/ABS
2013726	Ford	60/248	Rear	2010-12 E-150/250 Van - SRW - Semi-Float w/ABS

Bill of Material Number	Manufacturer	Dana Axle Model	Front/Rear	Application
2013727	Ford	Super 70/273	Rear	2010-16 E-450 DRW
2013805	Ford	Super 70/273	Rear	2010-11 E-450 DRW
2013831	Ford	80/286	Rear	2010-12 F-350 Chassis DRW Full Float w/ABS
2013832	Ford	80/286	Rear	2010-12 F-350 Pick-up DRW-Full Float w/ABS
2013833	Ford	80/286	Rear	2010-12 F-350 Chassis DRW Full Float w/ABS
2013916	Ford	Super 60/256	Front	2009-10 6K Monobeam Coil, F-250/F-350
2013917	Ford	Super 60/256	Front	2009-10 7K Monobeam Coil, F-450/F-550
2013918	Ford	Super 60/256	Front	2010 6K/7K Monobeam Coil, Dead Front
2013981	Ford	Super 60/256	Front	2010-12 6K Monobeam Coil, F-250/F-350
2013982	Ford	Super 60/256	Front	2010-12 6K Monobeam Coil, F-250/F-350
2013983	Ford	Super 60/256	Front	2010-12 6K Monobeam Coil, F-250/F-350
2013984	Ford	Super 60/256	Front	2010-12 7K Monobeam Coil, F-450/F-550
2013985	Ford	Super 60/256	Front	2011-12 6K/7K Monobeam Coil, Dead Front
2014038	Ford	Super 60/256	Front	2010 6K Monobeam Coil, F-250/F-350
2014039	Ford	Super 60/256	Front	2010 7K Monobeam Coil, F-450/F-550
2014718	Jeep/AMC	44/216	Front	2011 JK
2014979	Ford	60/248	Rear	2011-13 E-150/250 Van - SRW - Semi-Float w/ABS
2014980	Ford	60/248	Rear	2011-13 E-150/250 Van - SRW - Semi-Float w/ABS
2014981	Ford	60/248	Rear	2011-13 E-350 SRW - Semi Float - HD w/ABS
2015183	Jeep/AMC	Super 30/186	Front	2011 JK
2015184	Jeep/AMC	Super 30/186	Front	2011 JK
2015185	Jeep/AMC	44/216	Front	2011 JK
2015186	Jeep/AMC	44/216	Front	2011 JK
2015388	Jeep/AMC	Super 44/226	Rear	2012 JK
2015389	Jeep/AMC	Super 44/226	Rear	2012 JK
2015394	Jeep/AMC	Super 30/186	Front	2012 JK
2015395	Jeep/AMC	Super 30/186	Front	2012 JK
2015396	Jeep/AMC	44/216	Front	2012 JK
2015397	Jeep/AMC	44/216	Front	2012 JK
2015714	Jeep/AMC	Super 30/186	Front	2010-11 KA
2015887	Ford	80/286	Rear	2011-12 F53 Motor Home - Chassis - Full Float w/ABS
2015892	Ford	Super 60/256	Front	2013-15 6K Monobeam Coil, F-250/F-350
2015893	Ford	Super 60/256	Front	2013-15 6K Monobeam Coil, F-250/F-350
2015894	Ford	Super 60/256	Front	2013-15 6K Monobeam Coil, F-250/F-350
2016167	Ford	80/286	Rear	2012-15 F53 Motor Home - Chassis - Full Float w/ABS
2016470	Jeep/AMC	Super 44/226	Rear	2012 JK
2016471	Jeep/AMC	Super 44/226	Rear	2012 JK
2017385	Ford	80/286	Rear	2013-14 F-350 Chassis DRW Full Float w/ABS
2017386	Ford	80/286	Rear	2013-14 F-350 Pick-up DRW-Full Float w/ABS
2017387	Ford	80/286	Rear	2013-14 F-350 Chassis DRW Full Float w/ABS
2017660	IHC	Super 70/273	Front	2013-14 Transtar
2017913	Ford	Super 60/256	Front	2013-15 7K Monobeam Coil, F-450/F-550
2017914	Ford	Super 60/256	Front	2013-15 6K/7K Monobeam Coil, Dead Front
2018180	Jeep/AMC	Super 30/186	Front	2012-14 JK
2018181	Jeep/AMC	Super 30/186	Front	2012-14 JK
2018182	Jeep/AMC	44/216	Front	2012-14 JK
2018183	Jeep/AMC	44/216	Front	2012-14 JK
2018259	Jeep/AMC	Super 30/186	Front	2011 KA
2018260	Jeep/AMC	Super 30/186	Front	2011 KA
2018261	Jeep/AMC	Super 30/186	Front	2012 KA
2018424	DANA	44/226CRATE	Rear	2012 Dana Crate Axle

Bill of Material Number	Manufacturer	Dana Axle Model	Front/Rear	Application
2018444	DANA	60/248CRATE	Rear	2012 Dana Crate Axle
2018708	Ford	Super 60/256	Front	2013 6K Monobeam Coil, F-250/F-350
2018709	Ford	Super 60/256	Front	2013 6K Monobeam Coil, F-250/F-350
2018710	Ford	Super 60/256	Front	2013 6K Monobeam Coil, F-250/F-350
2018711	Ford	Super 60/256	Front	2013 7K Monobeam Coil, F-450/F-550
2018712	Ford	Super 60/256	Front	2013 6K/7K Monobeam Coil, Dead Front
2021721	Ford	60/248	Rear	2013 E-350 SRW - Semi Float - HD w/ABS
2022136	Ford	80/286	Rear	2015 F-350 Chassis DRW Full Float w/ABS
2022137	Ford	80/286	Rear	2015 F-350 Pick-up DRW-Full Float w/ABS
2022138	Ford	80/286	Rear	2015 Chassis Cab Ambulance
603470	Jeep/AMC	60/248	Rear	1979 J20 Pickup
603643	Chrysler/Dodge	60/248	Front	1979-80 D-600
603647	Chrysler/Dodge	60/248	Rear	1979 D-200 & W-200 HD
603651	Chrysler/Dodge	70/267	Rear	1979 M-300 & M-400 Motor Home (2pc Std Case)
603652	Chrysler/Dodge	70/267	Rear	1979 M-500 Motor Home
603653	Chrysler/Dodge	70/267	Rear	1979-83 P-300
603683	Jeep/AMC	44/216	Front	1978-79 Wagoneer / Cherokee
603685	Jeep/AMC	44/216	Front	1978-79 J10, J20, Honcho, Cherokee Wide Track
603695	Chrysler/Dodge	70/267	Rear	1979 D-300/400 & W-300/400
603696	Chrysler/Dodge	70/267	Rear	1979 D-300 Sweptline
603702	General Motors	60/248	Rear	1979 DRW G-Van 146" WB - Full Float
603703	General Motors	70/267	Rear	1979 G-300 146" WB - 70B
603704	General Motors	70/267	Rear	1979 C-30 Dual Wheel - 70HD
603725	Ford	60/248	Rear	1979 F-250 Crew Cab - Full Float
603732	Jeep/AMC	30/181	Front	1978 CJ5/CJ7 - External Type Wheel End
603815	Jeep/AMC	44/216	Rear	1977-79 Cherokee Chief (STD Transfer Case)
603816	Jeep/AMC	44/216	Rear	1977-79 Wagoneer & Cherokee (STD Transfer Case)
603817	Jeep/AMC	44/216	Rear	1977-79 Wagoneer & Cherokee (Quadra-Trac Transfer Case)
603818	Jeep/AMC	44/216	Rear	1977-79 Cherokee Chief Quadra-Trac
603820	Jeep/AMC	44/216	Rear	1977-80 Post Office Dispatcher
603831	Chrysler/Dodge	60/248	Rear	1979 Rail Maintenance
603841	Chrysler/Dodge	70/267	Rear	1979 WM-300
603884	General Motors	60/248	Rear	1979 DRW G-Van 125" WB - Full Float
603901	Ford	60/248	Rear	1979 F-250 4X4 - Full Float
603909	Ford	70/267	Rear	1980 Ambulance - 70HD
603916	Chrysler/Dodge	70/267	Rear	1979-84 CB-400 & MB-400
603917	Chrysler/Dodge	60/248	Rear	1979 D-200 & BD-600
603918	Chrysler/Dodge	70/267	Rear	1979-84 CB-300 HD & MB-400 HD
603919	Chrysler/Dodge	60/248	Rear	1979 MD-300 Dual Wheel HD
603920	Chrysler/Dodge	60/248	Rear	1979 B-300 Maxivan HD
603925	Ford	61/248	Rear	1979 F-250 4X2 - Full Float
603926	Ford	60/248	Rear	1979 F-250 4X2 - Full Float
603929	General Motors	70/267	Rear	1979 P-300 Motor Home - 70HD
603930	Jeep/AMC	60/248	Rear	1978-79 J20 Pickup
603932	Ford	61/248	Rear	1979-80 E-250 - Full Float
603934	Ford	70/267	Rear	1979-80 E-350 Van - 70B
603935	Ford	70/267	Rear	1979 F-350 Pick-Up - 70B
603936	Ford	70/267	Rear	1979-80 F-350 U-Haul - 70B
603937	Ford	70/267	Rear	1979 F-350 Chassis - 70B
603938	Ford	70/267	Rear	1979 E-350 Chassis - 70B
603940	Ford	70/267	Rear	1979-80 E-350 Chassis - 70HD

Bill of Material Number	Manufacturer	Dana Axle Model	Front/ Rear	Application
603941	Jeep/AMC	44/216	Rear	1979 J10 & Honcho Truck
603943	Ford	60/248	Rear	1980-81 F-250 3/4 Ton 4X2, 4X4 Pick-Up - Semi Float
603944	Ford	61/248	Rear	1980 F-350 4X2 Chassis - Full Float
603946	Ford	61/248	Rear	1980-81 F-250 4X2 - Semi Float
603947	Ford	61/248	Rear	1980 F-350 4X2, 4X4 Pick Up - Full Float
603949	Ford	70/267	Rear	1980 F-350 Big Dooley - 70HD
603955	Chrysler/Dodge	70/267	Rear	1979-83 WM-300
603962	Ford	70/267	Rear	1980 F-350 Chassis - 70B
603967	General Motors	44/216	Rear	1980 Corvette
603970	General Motors	70/267	Rear	1979 P-300 UPS - 70HD
603971	Chrysler/Dodge	60/248	Rear	1979-84 High Performance Racing Axle (semi-float)
603972	Chrysler/Dodge	60/248	Rear	1979-84 High Performance Racing Axle (semi-float)
603973	Ford	44/216	Rear	1979 F-100/150
603980	Jeep/AMC	60/248	Rear	1980-81 1/2 J20 Pickup
603982	Chrysler/Dodge	60/248	Rear	1979 D-200, W-200 & D-600
603987	General Motors	70/267	Rear	1979 P-300 UPS - 70HD
603989	Chrysler/Dodge	60/248	Rear	1980-88 1/2 D-200, W-200 & D-600
603990	Chrysler/Dodge	60/248	Rear	1980-84 C-300 & B-300 MB-300 HD
603992	Chrysler/Dodge	60/248	Rear	1980-82 D-200 & W-200 HD
603993	Chrysler/Dodge	60/248	Rear	1980-84 MB-300 Dual Wheel HD
603994	Chrysler/Dodge	60/248	Rear	1980-88 1/2 B-300 Maxivan HD
603995	Chrysler/Dodge	70/267	Rear	1980-84 D-300/400 & W-300/400
603997	Chrysler/Dodge	70/267	Rear	1980-83 M-300 & M-400 Motor Home (2pc Std Case)
603998	Chrysler/Dodge	70/267	Rear	1980-83 M-500 Motor Home
605000	General Motors	60/248	Rear	1980-82 DRW G-Van 125" WB - Full Float
605001	General Motors	60/248	Rear	1980-82 DRW G-Van 146" WB - Full Float
605002	General Motors	70/267	Rear	1980-82 G-300 146" WB - 70B
605003	General Motors	70/267	Rear	1980-81 C-30 Dual Wheel - 70HD
605004	General Motors	70/267	Rear	1980-81 P-300 Motor Home - 70HD
605005	General Motors	70/267	Rear	1980-81 P-300 UPS - 70HD
605020	Ford	60/248	Rear	1980 1/2 E-250 - Full Float
605022	Ford	61/248	Rear	1981-83 E-350 DRW Chassis - Full Float
605030	Ford	61/248	Rear	1981 E-250 Van - Semi Float
605031	Ford	60/248	Rear	1981-81 1/2 E-250 Van - Semi Float
605038	Ford	70/267	Rear	1981-83 F-350 Chassis DSO Dual Wheel - 70B
605039	Ford	61/248	Rear	1981-83 F-350 Chassis - Full Float
605040	Ford	61/248	Rear	1981-83 F-350 - Full Float
605042	Ford	70/267	Rear	1981-82 E-350 Chassis - 70B
605043	General Motors	70/267	Rear	1985-89 P-300 UPS - 70HD
605044	Ford	70/267	Rear	1981-83 F-350 Heavy Duty Chassis - 70HD
605045	Ford	70/267	Rear	1981-83 F-350 Dual Wheel - 70HD
605053	Ford	70/267	Rear	1981-85 E-350 DSO - 70HD
605054	Ford	70/267	Rear	1981-83 F-350 U-Haul - 70B
605055	Ford	70/267	Rear	1981-82 F-350 DSO Ambulance - 70HD
605056	Ford	61/248	Rear	1981-83 E-350 School Bus - Full Float
605057	Ford	70/267	Rear	1981-82 E-350 School Bus - 70B
605062	General Motors	44/216	Rear	1981-83 Corvette
605064	Ford	61/248	Rear	1981 E-250 Van - Full Float
605068	General Motors	70/267	Rear	1980-81 P-300 Motor Home - 70HD
605079	Jeep/AMC	60/248	Rear	1982-85 J20 Pickup
605080	Ford	70/267	Rear	1981 1/2-83 E-350 DSO - 70B

Bill of Material Number	Manufacturer	Dana Axle Model	Front/Rear	Application
605082	Chrysler/Dodge	60/248	Rear	1983-84 D-300 HD
605086	Ford	60/248	Rear	1982-83 F-250 - Semi Float
605087	Ford	61/248	Rear	1982 F-250 - Semi Float
605088	Ford	61/248	Rear	1982-83 E-250 Van - Semi Float
605089	Ford	60/248	Rear	1982-83 E-250 Van - Semi Float
605096	General Motors	70/267	Rear	1981 1/2 P-300 UPS - 70HD
605099	General Motors	70/267	Rear	1982-84 C/K-30 - 70HD
605101	Ford	70/267	Rear	1981 1/2-83 E-350 DSO - 70HD
605103	Jeep/AMC	44/216	Rear	1982-84 CJ10
605104	Jeep/AMC	60/248	Rear	1982 1/2-84 CJ10
605114	Ford	70/267	Rear	1982 1/2-83 E-350 DSO Chassis - 70U
605115	Ford	70/267	Rear	1983 E-350 DSO Chassis - 70U
605117	General Motors	70/267	Rear	1982 1/2-87 P-30 Motor Home/Disc Brakes - 70HD
605118	Ford	70/267	Rear	1982 1/2-83 F-350 DSO Wide Track - 70HD
605132	General Motors	60/248	Rear	1983 DRW G-Van 125" WB - Full Float
605133	General Motors	60/248	Rear	1983 DRW G-Van 146" WB - Full Float
605134	General Motors	70/267	Rear	1983 G-300 146" WB - 70B
605138	Ford	70/267	Rear	1982 1/2-83 1/2 F-350 DSO Ambulance - 70HD
605139	Ford	70/267	Rear	1982 1/2-83 E-350 DSO - 70B
605143	Ford	70/267	Rear	1983 1/2 E-350 DSO - 70B
605145	Ford	60/248	Rear	1983 1/2 F-350 Pick-Up - Semi Float
605146	Ford	60/248	Rear	1983 1/2 F-350 Chassis - Semi Float
605154	Ford	61/248	Rear	1983 1/2 F-350 Pick-Up - Semi Float
605156	Ford	61/248	Rear	1983 1/2 F-350 Chassis - Semi Float
605158	Chrysler/Dodge	70/267	Rear	1985-90 1/2 Israel Aircraft
605169	Ford	60/248	Rear	1983 1/2-85 F-250 - Semi Float
605170	Ford	70/267	Rear	1984-85 F-350 6 Wheeler - 70HD
605172	General Motors	36/200	Rear	1984 Corvette
605175	Ford	70/267	Rear	1983 1/2 F-350 Chassis - 70U
605176	Ford	70/267	Rear	1983 1/2-85 F-350 Heavy Duty Chassis - 70HD
605178	Ford	61/248	Rear	1983 1/2 E-250 Van - Semi Float
605179	Ford	60/248	Rear	1983 1/2 E-250 Van - Semi Float
605180	General Motors	36/200	Rear	1984 Corvette
605192	Chrysler/Dodge	70/267	Rear	1984-85 D-300/D-450 Sweptline & D-350 & W-350
605196	Jeep/AMC	60/248	Rear	1985 AM 720
605197	Ford	61/248	Rear	1984-85 F-350 - Full Float
605198	Ford	61/248	Rear	1984-85 F-350/350 Chassis
605200	General Motors	60/248	Rear	1985-86 DRW G-Van 125" WB - Full Float
605201	General Motors	60/248	Rear	1985-89 DRW G-Van 146" WB - Full Float
605202	General Motors	70/267	Rear	1984-89 DRW G-Van 146" WB - 70U
605203	General Motors	70/267	Rear	1984-86 C/K-30 & R/V-30 - 70HD
605204	Ford	70/267	Rear	1983 1/2-85 F-350 Pick-Up - 70U
605205	Ford	70/267	Rear	1983 1/2-85 F-350 Chassis - 70U
605206	Ford	70/267	Rear	1983 1/2 F-350 U-Haul - 70U
605207	Ford	70/267	Rear	1983 1/2-85 F-350 DSO Ambulance - 70HD
605208	Ford	70/267	Rear	1984-85 F-350 Chassis - 70U
605211	Ford	60/248	Rear	1984-85 E-250 Van - Semi Float
605212	Ford	61/248	Rear	1984-85 E-350 Van SRW - Full Float
605213	Ford	70/267	Rear	1984-85 E-350 Chassis - 70U
605214	Chrysler/Dodge	70/267	Rear	1985 D-300 & D-400 & D-700
605215	Chrysler/Dodge	70/267	Rear	1985 D-300

Bill of Material Number	Manufacturer	Dana Axle Model	Front/Rear	Application
605218	General Motors	44/216	Rear	1984-85 F-Car
605220	General Motors	44/216	Rear	1985-87 Corvette
605222	Chrysler/Dodge	60/248	Rear	1985-88 1/2 B-300 (Van)
605224	Chrysler/Dodge	60/248	Rear	1985-85 1/2 D-200 & BD-600
605225	Chrysler/Dodge	60/248	Rear	1985-88 1/2 D-200 HD & D-300 HD
605235	Chrysler/Dodge	70/267	Rear	1985-88 1/2 Front Section Motor Home
605236	Jeep/AMC	44/216	Rear	1985 CJ10
605237	Jeep/AMC	60/248	Rear	1985 CJ10
605239	General Motors	36/200	Rear	1984-86 Corvette
605242	Jeep/AMC	70/267	Rear	1985 CJ 10A Military
605244	Ford	61/248	Rear	1985 F-350 - Full Float
605246	Ford	70/267	Rear	1985 F-350 Chassis - 70U
605247	Ford	70/267	Rear	1985 F-350 Chassis - 70U
605248	Ford	70/267	Rear	1985 F-350 Chassis - 70U
605249	Ford	70/267	Rear	1985 F-350 Heavy Duty Chassis - 70HD
605250	Ford	70/267	Rear	1985 F-350 6 Wheeler - 70HD
605251	Ford	60/248	Rear	1985 E-250 Van SRW - Semi Float
605252	Ford	61/248	Rear	1985-86 E-350 Van - Full Float
605253	Ford	70/267	Rear	1985-86 E-350 Chassis - 70U
605254	Ford	60/248	Rear	1985 F-250 - Semi Float
605255	Ford	70/267	Rear	1985-87 F-350 DSO Ambulance - 70HD
605260	General Motors	36/200	Rear	1985-87 Corvette
605267	Ford	30/181	Rear	1985 1A Aerostar Van
605268	General Motors	60/248	Rear	1986-89 DRW G-Van 125" WB - Full Float
605269	Chrysler/Dodge	70/267	Rear	1985 1/2 D-300 & D-400 & D-500 & D-600
605270	Chrysler/Dodge	70/267	Rear	1985 1/2 D-300 & D-400 & D-500 & D-600
605273	Ford	30/181	Rear	1986-88 1A Aerostar Van
605285	Jeep/AMC	44/216	Rear	1986 Grand Wagoneer
605286	Jeep/AMC	44/216	Rear	1986 J10 Pickup
605287	Jeep/AMC	44/216	Rear	1986 XJ Metric Ton Truck
605289	Jeep/AMC	44/216	Rear	1986 CJ7
605290	Jeep/AMC	35/194	Rear	1986 XJ Utility
605291	Jeep/AMC	60/248	Rear	1986-88 J20 Pickup
605292	Jeep/AMC	35/194	Rear	1986 XJ Truck
605293	Jeep/AMC	35/194	Rear	1986 XJ Utility
605294	Jeep/AMC	35/194	Rear	1986 XJ Pickup
605295	Jeep/AMC	35/194	Rear	1987-89 YJ
605298	Ford	60/248	Rear	1986-88 E-250 Van SRW - Semi Float
605299	Ford	61/248	Rear	1987 E-350 Van - Full Float
605300	Ford	70/267	Rear	1987-88 E-350 Chassis - DRW - 70U
605302	General Motors	70/267	Rear	1988-90 SRW G-Van 30 - 70-3HD
605303	Ford	80/286	Rear	1988 F-350 Super Duty
605305	General Motors	70/267	Rear	1987 SRW C-30 - 70-3HD
605310	General Motors	70/267	Rear	1988-89 DRW G-Van 30 - 70-3HD
605311	Chrysler/Dodge	70/267	Rear	1987-90 1/2 D-200 & D-300 & D-600 & D-700 w/ABS
605312	Chrysler/Dodge	70/267	Rear	1989-90 1/2 D-200 & D-300 & D-600 & D-700 w/ABS
605313	Chrysler/Dodge	70/267	Rear	1987-90 D-300 & D-700 w/ABS
605315	Jeep/AMC	35/194	Rear	1985 1/2 XJ Utility
605316	Jeep/AMC	35/194	Rear	1985 1/2 XJ Utility
605321	General Motors	36/200	Rear	1988-90 Corvette
605322	General Motors	44/216	Rear	1989 1/2-90 Corvette

Bill of Material Number	Manufacturer	Dana Axle Model	Front/Rear	Application
605323	Jeep/AMC	35/194	Rear	1987-89 XJ Utility
605324	Jeep/AMC	35/194	Rear	1987-89 XJ Pickup
605325	Jeep/AMC	44/216	Rear	1987-93 1/2 XJ Metric Ton Truck, XJ HD Truck
605329	Jeep/AMC	44/216	Rear	1987-92 Grand Wagoneer
605330	Jeep/AMC	44/216	Rear	1987-88 J10 Pickup
605331	General Motors	70/267	Rear	1987-91 1/2 R/V-30 - 70HD
605337	Ford	70/267	Rear	1988 1/2-89 E-350 U-Haul Chassis - 70HD
605339	Jeep/AMC	44/216	Rear	1988 1/2-96 1/2 YJ
605342	Jeep/AMC	44/216	Rear	1987-87 1/2 XJ Utility
605344	Ford	70/267	Rear	1987 1/2 E-350 Chassis - DRW - 70HD
605345	General Motors	70/267	Rear	1987 1/2-89 SRW C-30 - 70-3HD
605346	General Motors	70/267	Rear	1987 1/2-89 SRW K-30 - 70-3HD
605351	Jeep/AMC	35/194	Rear	1988-89 XJ Utility, Trailer Tow w/ABS
605352	Ford	70/267	Rear	1987 1/2 E-350 Chassis - DRW - 70U
605355	Ford	60/248	Rear	1988 E-350 Van SRW - Full Float
605361	General Motors	70/267	Rear	1988 P-30 Motor Home/Disc Brakes - 70HD
605363	General Motors	70/267	Rear	1988-89 P-30 Motor Home/Disc Brakes - 70HD
605365	General Motors	44/216	Rear	1988-89 Corvette
605368	Chrysler/Dodge	60/248	Rear	1989-90 1/2 D-300 & D-700 HD w/ABS
605370	Chrysler/Dodge	60/248	Rear	1989-93 1/2 D-200 HD & D-600 HD w/ABS
605371	Chrysler/Dodge	60/248	Rear	1989-93 1/2 D-200 HD & D-600 HD w/ABS
605373	Chrysler/Dodge	70/267	Rear	1989-90 D-300 & D-700 w/ABS
605386	Chrysler/Dodge	70/267	Rear	1988-90 1/2 Front Section Motor Home
605387	Jeep/AMC	35/194	Rear	1988 1/2-89 XJ Utility, I-6 Automatic
605388	Jeep/AMC	44/216	Rear	1987-87 1/2 XJ Utility
605389	Jeep/AMC	35/194	Rear	1988 1/2-89 XJ Utility, Trailer Tow
605391	General Motors	70/267	Rear	1988-89 P-30 Motor Home/Disc Brakes - 70HD
605397	General Motors	70/267	Rear	1988-89 DRW C/K-30 - 70-3HD
605400	Ford	80/286	Rear	1989 F-350 Super Duty
605403	General Motors	60/248	Rear	1990 DRW G-Van 146" WB - Full Float
605405	General Motors	60/248	Rear	1990 DRW G-Van 125" WB - Full Float
605407	Chrysler/Dodge	70/267	Rear	1989-90 D-300
605408	Chrysler/Dodge	70/267	Rear	1989 D-300 Wide Track w/ABS
605412	Ford	70/267	Rear	1989 E-350 Chassis - DRW - 70U
605413	Ford	60/248	Rear	1989 E-350 Van SRW - Full Float
605414	Ford	60/248	Rear	1989 E-250 Van SRW - Semi Float
605415	General Motors	70/267	Rear	1989 1/2 P-300 UPS - 70HD
605416	Jeep/AMC	35/194	Rear	1990-90 1/2 XJ Utility
605417	General Motors	44/216	Rear	1990-90 1/2 Corvette
605418	General Motors	70/267	Rear	1989 1/2 G-Van Extended - 70-3HD
605419	Ford	60/248	Rear	1990-91 1/2 E-250 Van SRW - Semi Float w/ABS
605420	Ford	60/248	Rear	1990-91 1/2 E-250 Van SRW - Full Float w/ABS
605421	Ford	70/267	Rear	1990-91 1/2 E-350 Chassis - DRW - 70U w/ABS
605423	Jeep/AMC	35/194	Rear	1990-90 1/2 YJ
605425	Jeep/AMC	35/194	Rear	1990-90 1/2 MJ Pickup
605427	Jeep/AMC	35/194	Rear	1990-91 1/2 XJ Utility, Trailer Tow w/ABS
605429	Ford	80/286	Rear	2002 F-350 Super Duty
605434	Ford	30/181	Rear	1989 1/2 1A Aerostar Van
605437	Ford	70/267	Rear	1989-90 1/2 E-350 Motor Home - 70U
605438	Ford	70/267	Rear	1989-90 E-350 Motor Home - 70HD
605440	Chrysler/Dodge	60/248	Rear	1989-94 1/2 B-300 HD w/ABS

Bill of Material Number	Manufacturer	Dana Axle Model	Front/Rear	Application
605441	Chrysler/Dodge	60/248	Rear	1989 B-300 Maxivan HD
605443	Jeep/AMC	35/194	Rear	1990-90 1/2 XJ Utility, I-6 Automatic
605444	Jeep/AMC	35/194	Rear	1990-90 1/2 XJ Utility, Trailer Tow
605445	Ford	80/286	Rear	1990-91 1/2 F-350 Super Duty
605449	General Motors	70/267	Rear	1990-91 1/2 SRW G-Van 30 - 70-3HD
605452	General Motors	70/267	Rear	1990 DRW G-Van 146" WB - 70U
605453	General Motors	70/267	Rear	1990 DRW G-Van 30 - 70-3HD
605454	General Motors	70/267	Rear	1990-91 1/2 G-Van Extended - 70-3HD
605455	Jeep/AMC	35/194	Rear	1988-89 XJ Pickup
605456	General Motors	70/267	Rear	1989 1/2-90 P-30 Motor Home/Disc Brakes - 70HD
605457	General Motors	70/267	Rear	1989 1/2-90 P-30 Motor Home/Disc Brakes - 70HD
605461	Ford	80/286	Rear	1992-93 1/2 F-450 Chassis-DRW-Full Float
605470	General Motors	70/267	Rear	1990 P-300 UPS - 70HD
605471	Ford	70/267	Rear	1990-91 1/2 E-350 Motor Home - 70HD w/ABS
605475	Jeep/AMC	35/194	Rear	1993-94 ZJ w/ABS
605480	Ford	70/267	Rear	1990-91 1/2 E-350 U-Haul Chassis - 70HD w/ABS
605483	Jeep/AMC	35/194	Rear	1990-92 1/2 XJ Utility
605484	Jeep/AMC	35/194	Rear	1990-92 1/2 XJ Utility, I-6 Automatic
605485	Jeep/AMC	35/194	Rear	1990-92 1/2 XJ Utility, Trailer Tow
605487	Ford	60/248	Rear	1992-93 1/2 E-350 Van SRW - Full Float w/ABS
605488	Ford	70/267	Rear	1992 E-350 Chassis - DRW - 70U w/ABS
605489	Chrysler/Dodge	70/267	Rear	1990 1/2 Air Force Tow Vehicle w/ABS
605490	General Motors	36/200	Rear	1990 1/2-96 1/2 Corvette
605491	General Motors	44/216	Rear	1990-96 1/2 Corvette
605492	General Motors	44/216	Rear	1990 1/2 Corvette
605493	General Motors	70/267	Rear	1990 1/2-92 1/2 P-300 UPS - 70HD
605494	General Motors	70/267	Rear	1991-93 1/2 70HD
605495	General Motors	60/248	Rear	1990 1/2-91 1/2 DRW G-Van 146" WB - Full Float
605496	General Motors	60/248	Rear	1990 1/2-91 1/2 DRW G-Van 125" WB - Full Float
605497	General Motors	70/267	Rear	1990 1/2-91 1/2 DRW G-Van 146" WB - 70U
605498	General Motors	70/267	Rear	1990 1/2-91 1/2 DRW G-Van 30 - 70-3HD
605499	General Motors	80/286	Rear	1992 Motor Home/Disc Brakes - 80
605500	Jeep/AMC	35/194	Rear	1991-93 1/2 MJ Pickup
605501	Ford	70/267	Rear	1991-91 1/2 Continental Bakery Chassis - 70U w/ABS
605502	Jeep/AMC	35/194	Rear	1991-93 1/2 YJ
605507	Jeep/AMC	35/194	Rear	1993-94 ZJ T/Tow w/ABS
605508	Chrysler/Dodge	70/267	Rear	1991-93 1/2 D-200 & D-300 & D-600 & D-700 w/ABS
605509	Chrysler/Dodge	70/267	Rear	1991-93 1/2 D-200 & D-300 & D-600 & D-700 w/ABS
605510	Chrysler/Dodge	70/267	Rear	1991-93 1/2 D-300 & D-700 w/ABS
605511	Chrysler/Dodge	70/267	Rear	1991-93 1/2 D-300 & D-700 w/ABS
605512	Chrysler/Dodge	70/267	Rear	1991-93 1/2 D-300 Wide Track w/ABS
605513	Chrysler/Dodge	70/267	Rear	1987-93 D-300 Wide Track w/ABS
605514	Chrysler/Dodge	70/267	Rear	1991-93 1/2 Air Force Tow Vehicle w/ABS
605516	Chrysler/Dodge	60/248	Rear	1991-94 B-300 Maxivan w/ABS
605517	Chrysler/Dodge	60/248	Rear	1991-95 1/2 D-300 & D-700 HD w/ABS
605518	Ford	70/267	Rear	1990-91 1/2 UPS Chassis - 70U w/ABS
605522	Chrysler/Dodge	70/267	Rear	1991-93 1/2 D-300 & D-400 & D-500 & D-600 & D-700 w/ABS
605524	General Motors	80/286	Rear	1992 1/2-93 1/2 GMT 455 - 80
605525	Jeep/AMC	35/194	Rear	1992-93 1/2 YJ w/ABS
605526	General Motors	80/286	Rear	1992 1/2-93 1/2 P-Truck - 80
605527	General Motors	80/286	Rear	1992 1/2-93 1/2 P-Truck - 80

Bill of Material Number	Manufacturer	Dana Axle Model	Front/Rear	Application
605528	Jeep/AMC	35/194	Rear	1993-93 1/2 YJ w/ABS
605529	Chrysler/Dodge	44/216	Rear	1993 1/2 Viper
605534	Jeep/AMC	35/194	Rear	1992 1/2-93 1/2 XJ Utility
605535	Jeep/AMC	35/194	Rear	1992 1/2-93 1/2 XJ Utility
605536	Jeep/AMC	35/194	Rear	1992 1/2-93 1/2 XJ Utility
605537	Ford	70/267	Rear	1992 Continental Bakery Chassis - 70U w/ABS
605538	Ford	70/267	Rear	1992-93 1/2 E-350 Motor Home - 70HD w/ABS
605539	Ford	70/267	Rear	1992-93 1/2 E-350 U-Haul Chassis - 70HD w/ABS
605540	Ford	70/267	Rear	1992-92 1/2 UPS Chassis - 70U w/ABS
605541	Jeep/AMC	35/194	Rear	1992-93 1/2 YJ w/ABS
605547	Chrysler/Dodge	70/267	Rear	1991-93 1/2 D-300 & D-400 & D-500 & D-600 & D-700 w/ABS
605556	Ford	60/248	Rear	1992 E-250 Van SRW - Semi Float w/ABS
605558	General Motors	44/216	Rear	1992 1/2-94 F-Car
605559	General Motors	70/267	Rear	1993-94 P-300 UPS - 70HD
605564	Jeep/AMC	35/194	Rear	1992-93 1/2 YJ w/ABS
605567	Ford	70/267	Rear	1992 1/2-93 1/2 E-350 Chassis - DRW - 70U w/ABS
605569	Ford	60/248	Rear	1993-95 E-250 Van SRW - Semi Float
605575	General Motors	80/286	Rear	1993-93 1/2 GMT 455 - 80
605578	Ford	70/267	Rear	1992 1/2-93 1/2 E-350 SRW Cutaway, Wide Track 70 2U
605579	Jeep/AMC	35/194	Rear	1993-94 XJ Utility w/ABS
605583	Ford	70/267	Rear	1992 1/2-93 1/2 Continental Bakery Chassis - 70U w/ABS
605584	Ford	70/267	Rear	1992 1/2-93 1/2 UPS Chassis - 70U w/ABS
605585	Chrysler/Dodge	60/248	Rear	1994-95 1/2 D2500 w/ABS
605586	Chrysler/Dodge	60/248	Rear	1994-95 1/2 W2500 w/ABS
605588	Chrysler/Dodge	70/267	Rear	1994-95 1/2 W2500 w/ABS
605590	Chrysler/Dodge	70/267	Rear	1994-95 1/2 D2500 w/ABS
605592	Chrysler/Dodge	80/286	Rear	1994-95 1/2 W3500 w/ABS
605593	Chrysler/Dodge	80/286	Rear	1994-95 1/2 D3500 w/ABS
605594	Chrysler/Dodge	80/286	Rear	1994-95 1/2 D/W3500 w/ABS
605595	Chrysler/Dodge	80/286	Rear	1994-95 1/2 D2500
605596	Chrysler/Dodge	80/286	Rear	1994-95 1/2 W2500 w/ABS
605601	General Motors	80/286	Rear	1993-96 1/2 Motor Home/Disc Brakes - 80
605602	Jeep/AMC	35/194	Rear	1994 ZJ w/ABS
605607	Jeep/AMC	35/194	Rear	1994 ZJ w/ABS
605608	Ford	70/267	Rear	1993 1/2-94 E-350 Chassis - DRW - 70U w/ABS
605609	Ford	70/267	Rear	1993 1/2-94 E-350 Motor Home - 70HD w/ABS
605623	Ford	60/248	Rear	1993-94 E-250 Van SRW - Semi Float w/ABS
605624	Ford	60/248	Rear	1993 1/2-94 E-350 Van SRW - Full Float
605632	Ford	80/286	Rear	1993-94 1/2 F-450 Chassis-DRW-Full Float
605633	Chrysler/Dodge	60/248	Rear	1994-95 1/2 D2500 w/ABS
605634	Chrysler/Dodge	60/248	Rear	1994-95 1/2 W2500 w/ABS
605638	General Motors	80/286	Rear	1994 1/2-95 1/2 P-Truck - 80
605639	Ford	60/248	Rear	1994-95 E-350 Van SRW - Full Float
605640	Ford	70/267	Rear	1994-94 1/2 E-350 Chassis - 70U
605643	General Motors	80/286	Rear	1993 1/2-95 1/2 P-Truck - 80
605644	General Motors	80/286	Rear	1993-95 1/2 P-Truck - 80
605648	Chrysler/Dodge	44/216	Rear	1994-95 1/2 Viper
605649	General Motors	80/286	Rear	1995-95 1/2 GMT 455 - 80
605655	Jeep/AMC	35/194	Rear	1994 XJ Utility
605656	Jeep/AMC	35/194	Rear	1994 XJ Utility
605657	Jeep/AMC	35/194	Rear	1994 XJ Utility w/ABS

Bill of Material Number	Manufacturer	Dana Axle Model	Front/Rear	Application
605658	Jeep/AMC	35/194	Rear	1994 XJ Utility w/ABS
605659	Jeep/AMC	35/194	Rear	1994 XJ Utility w/ABS
605660	Jeep/AMC	35/194	Rear	1994 XJ Utility
605661	Jeep/AMC	35/194	Rear	1994-96 YJ/TJ
605662	Jeep/AMC	35/194	Rear	1994-96 YJ/TJ w/ABS
605665	Ford	70/267	Rear	1993 1/2-94 E-350 Chassis - DRW - 70U w/ABS
605666	Ford	70/267	Rear	1993 1/2-94 E-350 Chassis - DRW - 70U w/ABS
605667	Ford	70/267	Rear	1993 1/2-94 1/2 E-350 Chassis - DRW - 70U w/ABS
605668	Ford	80/286	Rear	1993 Motor Home
605669	Ford	70/267	Rear	1993 1/2-94 E-350 SRW Cutaway, Wide Track 70 2U
605670	Ford	60/248	Rear	1994-94 1/2 E-350 Van SRW - Full Float
605671	Ford	70/267	Rear	1994 E-350 Chassis - DRW - 70U w/ABS
605672	Ford	70/267	Rear	1994-94 1/2 E-350 Motor Home - 70HD w/ABS
605673	Ford	70/267	Rear	1994-94 1/2 E-350 Chassis - DRW - 70U w/ABS
605674	Ford	70/267	Rear	1994-94 1/2 E-350 SRW Cutaway, Wide Track 70 2U
605675	Ford	70/267	Rear	1994-94 1/2 E-350 Motor Home - 70HD w/ABS
605684	Ford	60/248	Rear	1995-96 E-350 Van SRW - Full Float
605685	Ford	60/248	Rear	1995-96 E-350 Van SRW - Full Float
605686	Ford	70/267	Rear	1995-95 1/2 E-350 SRW Cutaway, Wide Track 70 2U
605687	Ford	70/267	Rear	1995-95 1/2 E-350 Chassis - DRW - 70U
605688	Ford	80/286	Rear	1993 Motor Home
605689	Ford	70/267	Rear	1995-95 1/2 E-350 Chassis - DRW - 70U
605690	Ford	70/267	Rear	1995-95 1/2 E-350 Motor Home - 70HD w/ABS
605691	General Motors	80/286	Rear	1995-95 1/2 GMT 455 - 80
605692	Ford	70/267	Rear	1994 E-350 Chassis - DRW - 70HD
605693	Ford	70/267	Rear	1994 E-350 Chassis - DRW - 70HD
605695	General Motors	80/286	Rear	1994 1/2-95 1/2 GMT 455 - 80
605700	Ford	60/248	Rear	1995-96 E-250 Van SRW - Semi Float w/ABS
605706	Jeep/AMC	35/194	Rear	1995-96 ZJ w/ABS
605707	Jeep/AMC	35/194	Rear	1995-96 ZJ w/ABS
605710	Chrysler/Dodge	60/248	Rear	1994 1/2-97 1/2 B-300 Van w/ABS
605711	Chrysler/Dodge	60/248	Rear	1994 1/2-97 1/2 B-300 Van w/ABS
605712	General Motors	80/286	Rear	1994 1/2-95 1/2 P-Truck - 80
605713	Ford	60/248	Rear	1994 1/2 E-350 Van SRW - Full Float w/ABS
605714	Ford	70/267	Rear	1994 1/2-95 E-350 Chassis - DRW - 70HD
605715	Ford	70/267	Rear	1994 1/2-95 E-350 Motor Home - 70HD w/ABS
605717	Ford	80/286	Rear	1995-95 1/2 F-450 Chassis-DRW-Full Float
605718	Chrysler/Dodge	80/286	Rear	1995-97 Sweptline Vehicle
605719	General Motors	80/286	Rear	1995-95 1/2 Motor Home/Disc Brakes - 80
605722	Chrysler/Dodge	70/267	Rear	1995-95 1/2 Air Force Tow Vehicle w/ABS
605723	Chrysler/Dodge	70/267	Rear	1995-95 1/2 D2500 Air Force Tow Vehicle w/ABS
605725	Jeep/AMC	35/194	Rear	1994 XJ Utility w/ABS
605727	Jeep/AMC	35/194	Rear	1995-96 1/2 XJ Utility w/ABS
605728	Jeep/AMC	35/194	Rear	1995-96 XJ Utility
605729	Jeep/AMC	35/194	Rear	1995-96 XJ Utility
605730	Jeep/AMC	35/194	Rear	1995-96 1/2 XJ Utility w/ABS
605731	Jeep/AMC	35/194	Rear	1995-96 XJ Utility w/ABS
605732	Jeep/AMC	35/194	Rear	1995-96 1/2 XJ Utility w/ABS
605733	Jeep/AMC	35/194	Rear	1995-96 1/2 XJ Utility
605735	Jeep/AMC	44/216	Rear	1996-99 ZJ w/ABS
605745	General Motors	80/286	Rear	1994 1/2-95 1/2 P-Truck - 80

Bill of Material Number	Manufacturer	Dana Axle Model	Front/Rear	Application
605746	Jeep/AMC	35/194	Rear	1996 1/2 YJ/TJ w/ABS
605747	Jeep/AMC	35/194	Rear	1996 1/2 YJ/TJ
605750	Ford	60/248	Rear	1995-97 E-250 Van SRW - Semi Float w/ABS
605752	Chrysler/Dodge	44/216	Rear	1996-97 Viper
605753	General Motors	80/286	Rear	1995 1/2 GMT 455 - 80
605761	Ford	70/267	Rear	1995-96 E-350 Chassis - DRW - 70U w/ABS
605767	General Motors	80/286	Rear	1995-95 1/2 P-Truck - 80
605775	Jeep/AMC	35/194	Rear	1996-96 1/2 XJ Diesel
605776	Jeep/AMC	35/194	Rear	1996-96 1/2 XJ Diesel
605783	General Motors	80/286	Rear	1995-95 1/2 P-Truck - 80
605784	Chrysler/Dodge	60/248	Rear	1996-96 1/2 D2500 w/ABS
605785	Chrysler/Dodge	60/248	Rear	1996 W2500 w/ABS
605786	Chrysler/Dodge	70/267	Rear	1996 W2500 w/ABS
605787	Chrysler/Dodge	70/267	Rear	1996-96 1/2 D2500 w/ABS
605788	Chrysler/Dodge	80/286	Rear	1996-96 1/2 W3500
605789	Chrysler/Dodge	80/286	Rear	1996-96 1/2 D3500 w/ABS
605790	Chrysler/Dodge	80/286	Rear	1996-96 1/2 D/W3500 w/ABS
605791	Chrysler/Dodge	80/286	Rear	1996-96 1/2 D2500
605792	Chrysler/Dodge	80/286	Rear	1996 1/2 D2500
605793	Chrysler/Dodge	60/248	Rear	1996-96 1/2 D2500 w/ABS
605794	Chrysler/Dodge	60/248	Rear	1996 1/2 W2500 w/ABS
605797	Jeep/AMC	35/194	Rear	1996 1/2-97 ZJ w/ABS
605798	Jeep/AMC	35/194	Rear	1996 1/2-97 ZJ w/ABS
605807	Ford	80/286	Rear	1997-98 E-350 DRW Chassis - Full Float
605810	General Motors	80/286	Rear	1996-96 1/2 P-Truck - 80
605811	General Motors	80/286	Rear	1996-96 1/2 P-Truck - 80
605812	General Motors	80/286	Rear	1996-98 P-Truck - 80
605813	General Motors	80/286	Rear	1996 1/2 P-Truck - 80
605814	General Motors	80/286	Rear	1996-98 P-Truck - 80
605815	General Motors	80/286	Rear	1996-98 P-Truck - 80
605816	General Motors	80/286	Rear	1996-98 P-Truck - 80
605817	General Motors	80/286	Rear	1996-96 1/2 P-Truck - 80
605818	General Motors	80/286	Rear	1996-97 P-Truck - 80
605831	Ford	80/286	Rear	1996-98 F-450 Chassis-DRW-Full Float
605834	Ford	80/286	Rear	1996 E-350 DRW Chassis - Full Float
605838	General Motors	80/286	Rear	1996 1/2-97 P-Truck - 80
605839	General Motors	80/286	Rear	1996 1/2-97 P-Truck - 80
605840	General Motors	80/286	Rear	1996 1/2-97 P-Truck - 80
605841	Ford	60/248	Rear	1996-96 1/2 E-250 Van SRW - Semi Float w/ABS
605842	Ford	60/248	Rear	1996-96 1/2 E-350 Van SRW - Full Float
605843	Ford	60/248	Rear	1996 E-350 Van SRW - Full Float w/ABS
605844	Ford	70/267	Rear	1995-95 1/2 E-350 SRW Cutaway, Wide Track 70 2U
605845	Ford	70/267	Rear	1995-95 1/2 E-350 Chassis - DRW - 70U w/ABS
605846	Ford	70/267	Rear	1996-97 E-350 Motor Home - 70HD w/ABS
605847	Ford	70/267	Rear	1996-97 E-350 Chassis - DRW - 70U w/ABS
605848	Ford	70/267	Rear	1996-97 E-350 Motor Home - 70HD w/ABS
605849	Jeep/AMC	44/216	Rear	1997 TJ LHD
605858	General Motors	80/286	Rear	1996 1/2 GMT 455 - 80
605859	Ford	60/248	Rear	1996-97 E-250 Van SRW - Semi Float w/ABS
605860	Ford	70/267	Rear	1996-97 E-350 Chassis - DRW - 70U w/ABS
605861	Ford	70/267	Rear	1996-97 E-350 Chassis - DRW - 70U w/ABS

Bill of Material Number	Manufacturer	Dana Axle Model	Front/Rear	Application
605862	Ford	70/267	Rear	1996-97 E-350 Chassis - DRW - 70U w/ABS
605867	General Motors	80/286	Rear	1996-99 GMT 455 - 80
605868	General Motors	80/286	Rear	1996-98 GMT 455 - 80
605869	General Motors	80/286	Rear	1996-98 GMT 455 - 80
605871	Chrysler/Dodge	60/248	Rear	1998 B-300 Van w/ABS
605879	Chrysler/Dodge	70/267	Rear	1996-97 1/2 W2500 Air Force Tow Vehicle w/ABS
605880	Chrysler/Dodge	70/267	Rear	1996-97 1/2 W2500 Air Force Tow Vehicle w/ABS
605893	Jeep/AMC	35/194	Rear	1996 1/2 XJ Utility
605894	Jeep/AMC	35/194	Rear	1996 1/2 XJ Utility
605895	Jeep/AMC	35/194	Rear	1996 1/2 XJ Utility w/ABS
605896	General Motors	80/286	Rear	1996 1/2-97 P-Truck - 80
605898	Chrysler/Dodge	60/248	Rear	1997-97 1/2 D2500 w/ABS
605899	Chrysler/Dodge	60/248	Rear	1996 W2500 w/ABS
605900	Chrysler/Dodge	70/267	Rear	1996 W2500 w/ABS
605901	Chrysler/Dodge	70/267	Rear	1996-97 D2500 w/ABS
605902	Chrysler/Dodge	80/286	Rear	1997 W3500
605903	Chrysler/Dodge	80/286	Rear	1997 D3500 w/ABS
605904	Chrysler/Dodge	80/286	Rear	1997 D/W3500 w/ABS
605905	Chrysler/Dodge	80/286	Rear	1997 D2500
605906	Chrysler/Dodge	80/286	Rear	1997 W2500 w/ABS
605907	Chrysler/Dodge	60/248	Rear	1997-97 1/2 D2500 w/ABS
605908	Chrysler/Dodge	60/248	Rear	1997-97 1/2 W2500 w/ABS
605909	Jeep/AMC	35/194	Rear	1996 1/2 XJ Diesel w/ABS
605913	Jeep/AMC	35/194	Rear	1997 XJ Utility w/ABS
605914	Jeep/AMC	35/194	Rear	1997 XJ Utility w/ABS
605916	Jeep/AMC	35/194	Rear	1997 XJ Diesel
605918	Jeep/AMC	35/194	Rear	1997 XJ Utility w/ABS
605919	Jeep/AMC	35/194	Rear	1997 XJ Diesel w/ABS
605920	Ford	60/248	Rear	1996-99 E-250 Van SRW - Semi Float w/ABS
605921	Ford	60/248	Rear	1996-99 E-250 Van SRW - Semi Float w/ABS
605924	Ford	80/286	Rear	1998 1/2-99 1/2 F-350 Chassis DRW Full Float w/ABS
605925	Ford	80/286	Rear	1998 1/2-99 1/2 F-350 Chassis DRW Full Float w/ABS
605926	Ford	80/286	Rear	1998 1/2-2000 F-350 Pick-Up DRW-Full Float
605929	Ford	70/267	Rear	1996 E-350 Motor Home - 70HD w/ABS
605933	Ford	60/248	Rear	1996 1/2-97 E-250 Van SRW - Semi Float w/ABS
605934	Ford	60/248	Rear	1996 1/2 E-350 Van SRW - Full Float
605935	Ford	60/248	Rear	1996 1/2 E-350 Van SRW - Full Float
605942	Ford	80/286	Rear	1998 1/2-99 1/2 F-350 Chassis DRW Full Float w/ABS
605944	Ford	80/286	Rear	1999 1/2 F-450 Motor Home DRW-Full Float w/ABS
605947	Ford	60/248	Rear	1997 1/2 E-250 Van SRW - Semi Float w/ABS
605948	Ford	60/248	Rear	1997 1/2 E-350 Van SRW - Full Float
605949	Ford	60/248	Rear	1997 1/2 E-350 Van SRW - Full Float
605950	Ford	70/267	Rear	1997 E-350 SRW Cutaway, Wide Track 70 2U
605951	Ford	70/267	Rear	1997 E-350 Chassis - DRW - 70U w/ABS
605952	Jeep/AMC	44/216	Rear	1997 TJ RHD
605956	Jeep/AMC	35/194	Rear	1997 TJ w/ABS
605957	Jeep/AMC	35/194	Rear	1997 TJ LHD
605960	Jeep/AMC	35/194	Rear	1997-98 1/2 ZJ w/ABS
605961	Jeep/AMC	35/194	Rear	1997-98 1/2 ZJ w/ABS
605962	Jeep/AMC	44/216	Rear	1997-98 1/2 ZJ w/ABS
605965	Chrysler/Dodge	60/248	Rear	1998 B-300 Van w/ABS

Bill of Material Number	Manufacturer	Dana Axle Model	Front/Rear	Application
605975	Chrysler/Dodge	80/286	Rear	1997 1/2 W3500
605976	Chrysler/Dodge	80/286	Rear	1997 1/2 D3500 w/ABS
605977	Chrysler/Dodge	80/286	Rear	1997 1/2 D/W3500 w/ABS
605978	Chrysler/Dodge	60/248	Rear	1998-98 1/2 D2500 w/ABS
605979	Chrysler/Dodge	60/248	Rear	1998 W2500 w/ABS
605980	Ford	70/267	Rear	2003 F-250
605981	Chrysler/Dodge	70/267	Rear	1998 D2500 w/ABS
605982	Chrysler/Dodge	80/286	Rear	1998-98 1/2 W3500
605983	Chrysler/Dodge	80/286	Rear	1998-98 1/2 D3500 w/ABS
605984	Chrysler/Dodge	80/286	Rear	1998-98 1/2 D/W3500 w/ABS
605985	Chrysler/Dodge	80/286	Rear	1998-98 1/2 D2500
605986	Chrysler/Dodge	80/286	Rear	1998 W2500 w/ABS
605987	Chrysler/Dodge	60/248	Rear	1998-98 1/2 D2500 w/ABS
605988	Chrysler/Dodge	60/248	Rear	1998-98 1/2 W2500 w/ABS
605992	Jeep/AMC	35/194	Rear	1997 1/2-2000 TJ w/ABS
605993	Jeep/AMC	35/194	Rear	1997 1/2-2000 TJ LHD
606005	Jeep/AMC	35/198	Rear	1999-2000 WJ w/ABS
606008	Jeep/AMC	Super 44/226	Rear	1999-2000 WJ w/ABS
606012	Chrysler/Dodge	70/267	Rear	1997-98 W2500 Air Force Tow Vehicle w/ABS
606013	Chrysler/Dodge	70/267	Rear	1997-98 D2500 Air Force Tow Vehicle w/ABS
606014	Chrysler/Dodge	44/216	Rear	1998-2000 Viper
606015	Jeep/AMC	44/216	Rear	1998-2000 TJ LHD
606016	Jeep/AMC	44/216	Rear	1997 1/2-2000 TJ RHD
606017	Ford	60/248	Rear	1998-98 1/2 E-250 Van SRW - Semi Float w/ABS
606018	Ford	60/248	Rear	1998 E-350 Van SRW - Semi Float w/ABS
606019	Ford	60/248	Rear	1998 E-250 Van SRW - Semi Float w/ABS
606020	Ford	70/267	Rear	1998-98 1/2 E-350 SRW Cutaway, Wide Track 70U
606021	Ford	70/267	Rear	1998-98 1/2 E-350 Chassis - DRW - 70U w/ABS
606022	Ford	60/248	Rear	1999 E-250 Van SRW - Semi Float w/ABS
606023	Ford	60/248	Rear	2001 E-350 SRW - Semi Float - HD w/ABS
606026	Ford	70/267	Rear	1999 E-350 Cutaway SRW or Chassis DRW Option
606028	Ford	70/267	Rear	1997 1/2-98 1/2 E-350 Chassis - DRW
606029	Ford	60/248	Rear	1997 1/2-98 E-250 Van SRW - Semi Float w/ABS
606031	Jeep/AMC	35/194	Rear	1997 1/2-99 XJ Utility w/ABS
606032	Jeep/AMC	35/194	Rear	1997 1/2-99 XJ Utility w/ABS
606033	Jeep/AMC	35/194	Rear	1997 1/2-99 XJ Diesel
606034	Jeep/AMC	35/194	Rear	1997 1/2-99 XJ Utility w/ABS
606035	Jeep/AMC	35/194	Rear	1997 1/2-99 XJ Diesel w/ABS
606040	General Motors	80/286	Rear	1997-2000 P-Truck - 80
606041	General Motors	80/286	Rear	1997-2000 P-Truck - 80
606042	General Motors	80/286	Rear	1997-2000 P-Truck - 80
606043	General Motors	80/286	Rear	1997-2000 P-Truck - 80
606046	Jeep/AMC	44/216	Rear	1998-98 1/2 ZJ w/ABS
606047	Jeep/AMC	44/216	Rear	1998-98 1/2 ZJ w/ABS
606049	Ford	60/248	Rear	1998 E-350 Van SRW - Full Float w/ABS
606050	Ford	60/248	Rear	1998 E-350 Van SRW - Full Float w/ABS
606054	Chrysler/Dodge	60/248	Rear	1997 1/2 W2500 w/ABS
606055	Chrysler/Dodge	70/267	Rear	1997 W2500 w/ABS
606056	Chrysler/Dodge	80/286	Rear	1997 1/2 W2500 w/ABS
606058	Chrysler/Dodge	60/248	Rear	1998-98 1/2 B-300 Van w/ABS
606059	Chrysler/Dodge	60/248	Rear	1998-98 1/2 B-300 Van w/ABS

Bill of Material Number	Manufacturer	Dana Axle Model	Front/Rear	Application
606061	Jeep/AMC	Super 44/226	Rear	1999-2000 WJ w/ABS
606062	Chrysler/Dodge	60/248	Rear	1998-98 1/2 W2500 w/ABS
606063	Chrysler/Dodge	70/267	Rear	1998 W2500 w/ABS
606064	Chrysler/Dodge	80/286	Rear	1998-98 1/2 W2500 w/ABS
606073	General Motors	80/286	Rear	1998 1/2-99 GMT 455 - 80
606074	General Motors	80/286	Rear	1998 1/2-99 GMT 455 - 80
606076	Ford	80/286	Rear	1998 1/2 E-350 Super Duty - DRW - Full Float
606094	Chrysler/Dodge	70/267	Rear	1998 D2500 w/ABS
606095	Chrysler/Dodge	70/267	Rear	1998 W2500 w/ABS
606102	Ford	60/248	Rear	1998 1/2-99 E-250 Van SRW - Semi Float w/ABS
606103	Jeep/AMC	35/194	Rear	1998 1/2-99 XJ Utility
606107	Chrysler/Dodge	60/248	Rear	1998 B-300 Van w/ABS
606108	Chrysler/Dodge	60/248	Rear	1998 B-300 Van w/ABS
606109	Ford	60/248	Rear	1999 E-350 Van SRW - Full Float w/ABS
606111	Chrysler/Dodge	80/286	Rear	2000 W3500 w/ABS
606112	Chrysler/Dodge	80/286	Rear	2000 D3500 w/ABS
606113	Chrysler/Dodge	80/286	Rear	2000 D/W3500 w/ABS
606114	Chrysler/Dodge	80/286	Rear	2000 D2500 w/ABS
606115	Chrysler/Dodge	80/286	Rear	2000 W2500 w/ABS
606117	Chrysler/Dodge	60/248	Rear	2000 D2500 w/ABS
606118	Chrysler/Dodge	60/248	Rear	2000 W2500 w/ABS
606119	Chrysler/Dodge	70/267	Rear	2000 W2500 w/ABS
606120	Chrysler/Dodge	70/267	Rear	2000 D2500 w/ABS
606123	General Motors	80/286	Rear	1998 1/2-99 GMT 455 - 80
606144	Ford	80/286	Rear	1999 E-350 Super Duty - DRW - Full Float
606145	Ford	70/267	Rear	1999-2000 1/2 E-350 Chassis - DRW
606146	Chrysler/Dodge	60/248	Rear	1999 D2500 w/ABS
606147	Chrysler/Dodge	60/248	Rear	1999 W2500 w/ABS
606148	Chrysler/Dodge	70/267	Rear	1999 W2500 w/ABS
606149	Chrysler/Dodge	70/267	Rear	1999 D2500 w/ABS
606150	Chrysler/Dodge	80/286	Rear	1999 D2500 w/ABS
606151	Chrysler/Dodge	80/286	Rear	1999 W2500 w/ABS
606152	Chrysler/Dodge	80/286	Rear	1999 D3500 w/ABS
606153	Chrysler/Dodge	80/286	Rear	1999 W3500 w/ABS
606154	Chrysler/Dodge	80/286	Rear	1999 D/W3500 w/ABS
606155	Chrysler/Dodge	60/248	Rear	1999 B-300 Van w/ABS
606156	Chrysler/Dodge	60/248	Rear	1999 B-300 Van w/ABS
606158	Ford	70/267	Rear	1998 1/2-99 E-350 Cutaway SRW or Chassis DRW Option
606159	Ford	70/267	Rear	1998 1/2 E-350 DRW Chassis - Full Float
606160	Ford	70/267	Rear	1998 E-350 Chassis - DRW w/ABS
606161	Ford	60/248	Rear	1998 1/2-99 E-250 Van SRW - Semi Float w/ABS
606162	Ford	60/248	Rear	1998 1/2-99 E-350 Van SRW - Full Float w/ABS
606163	Ford	60/248	Rear	1998 E-250 Van SRW - Semi Float w/ABS
606164	Chrysler/Dodge	70/267	Rear	1999 W2500 Air Force Tow Vehicle w/ABS
606165	Chrysler/Dodge	70/267	Rear	1999 D2500 Air Force Tow Vehicle w/ABS
606186	Jeep/AMC	Super 44/226	Rear	1999-2000 WJ w/ABS
606187	Jeep/AMC	Super 44/226	Rear	1999-2000 WJ w/ABS
606188	Ford	60/248	Rear	1999 1/2 E-250 Van SRW - Semi Float w/ABS
606189	Ford	70/267	Rear	1999 1/2 E-350 Cutaway SRW or Chassis DRW Option
606190	Ford	60/248	Rear	1999-99 1/2 E-350 Van SRW - Full Float w/ABS
606192	Ford	60/248	Rear	1999 1/2 E-250 Van SRW - Semi Float w/ABS

Bill of Material Number	Manufacturer	Dana Axle Model	Front/Rear	Application
606193	Jeep/AMC	35/194	Rear	1999-2000 XJ w/ABS
606194	Jeep/AMC	35/194	Rear	1999-2001 XJ w/ABS
606195	Jeep/AMC	35/194	Rear	1999-2000 XJ
606196	Jeep/AMC	35/194	Rear	1999-2000 XJ
606197	Jeep/AMC	35/194	Rear	1999-2000 XJ w/ABS
606198	Jeep/AMC	35/194	Rear	1999-2000 XJ w/ABS
606199	Ford	60/248	Rear	1999-99 1/2 E-250 Chassis SRW
606200	General Motors	80/286	Rear	2000-07 P-Truck - 80
606201	General Motors	80/286	Rear	1999 1/2-2001 P-Truck - 80
606202	General Motors	80/286	Rear	1999 1/2-2001 P-Truck - 80
606203	General Motors	80/286	Rear	1999 1/2-2001 P-Truck - 80
606204	General Motors	80/286	Rear	1999 1/2-2001 P-Truck - 80 Wide Track
606205	Chrysler/Dodge	60/248	Rear	1999 B-300 Van w/ABS
606206	Chrysler/Dodge	60/248	Rear	1999 B-300 Van w/ABS
606207	Ford	70/267	Rear	2000 E-450 Super Duty DRW w/ABS
606209	Ford	60/248	Rear	1999-99 1/2 E-350 Van SRW - Full Float w/ABS
606211	General Motors	80/286	Rear	1999 1/2 GMT 455 - 80
606212	General Motors	80/286	Rear	1999 1/2 GMT 455 - 80 Wide Track
606213	General Motors	80/286	Rear	1999 1/2 GMT 455 - 80
606214	General Motors	80/286	Rear	1999 1/2 GMT 455 - 80
606217	Ford	80/286	Rear	1999 1/2 E-450 Super Duty DRW w/ABS
606224	Ford	80/286	Rear	2000 F-350 Chassis DRW Full Float w/ABS
606225	Ford	80/286	Rear	2000 F-450 Chassis-DRW-Full Float w/ABS
606226	Ford	80/286	Rear	2000 F-350 Pick-up DRW-Full Float w/ABS
606227	Ford	80/286	Rear	2000 F-350 Chassis DRW Full Float w/ABS
606228	Ford	80/286	Rear	2000 F-450 Motor Home DRW-Full Float w/ABS
606231	Ford	70/267	Rear	2000 E-350 Cutaway SRW or Chassis DRW Option
606232	Ford	60/248	Rear	1999 1/2-2000 E-350 Van SRW - Full Float w/ABS
606239	Chrysler/Dodge	60/248	Rear	2000 D2500 w/ABS
606240	Chrysler/Dodge	60/248	Rear	2000 W2500 w/ABS
606241	Chrysler/Dodge	70/267	Rear	2000 D2500 w/ABS
606242	Chrysler/Dodge	70/267	Rear	2000 W2500 w/ABS
606243	Chrysler/Dodge	80/286	Rear	2000 D2500 w/ABS
606244	Chrysler/Dodge	80/286	Rear	2000 W2500 w/ABS
606245	Chrysler/Dodge	80/286	Rear	2000 D3500 w/ABS
606246	Chrysler/Dodge	80/286	Rear	2000 W3500 w/ABS
606247	Chrysler/Dodge	80/286	Rear	2000 D/W3500 w/ABS
606249	Chrysler/Dodge	70/267	Rear	2000 D2500 Air Force Tow Vehicle w/ABS
606250	Chrysler/Dodge	70/267	Rear	2000 W2500 Air Force Tow Vehicle w/ABS
606263	Ford	80/286	Rear	2000 F-350 Pick-up DRW-Full Float w/ABS
606264	Chrysler/Dodge	60/248	Rear	2001 D2500 w/ABS
606265	Chrysler/Dodge	60/248	Rear	2001 W2500 w/ABS
606266	Chrysler/Dodge	70/267	Rear	2001 D2500 w/ABS
606267	Chrysler/Dodge	70/267	Rear	2001 W2500 w/ABS
606268	Chrysler/Dodge	80/286	Rear	2001 W3500 w/ABS
606269	Chrysler/Dodge	80/286	Rear	2001 D3500 w/ABS
606270	Chrysler/Dodge	80/286	Rear	2001 D/W3500 w/ABS
606271	Chrysler/Dodge	80/286	Rear	2001 D2500 w/ABS
606272	Chrysler/Dodge	80/286	Rear	2001 W2500 w/ABS
606273	Chrysler/Dodge	70/267	Rear	2001 W2500 Air Force Tow Vehicle w/ABS
606274	Chrysler/Dodge	70/267	Rear	2001 D2500 Air Force Tow Vehicle w/ABS

Bill of Material Number	Manufacturer	Dana Axle Model	Front/Rear	Application
606303	Jeep/AMC	35/198	Rear	2002 KJ w/ABS
606304	Jeep/AMC	35/198	Rear	2002 KJ w/ABS
606305	Jeep/AMC	35/198	Rear	2002 KJ w/ABS
606306	Ford	60/248	Rear	2000-00 1/2 E-250 Van SRW - Semi Float w/ABS
606307	Ford	60/248	Rear	2000-00 1/2 E-250 Van SRW - Semi Float w/ABS
606310	Ford	80/286	Rear	2000 1/2 F-350 Pick-up DRW-Full Float w/ABS
606313	Ford	60/248	Rear	2000 E-250 Van SRW - Semi Float w/ABS
606314	Ford	60/248	Rear	2000 1/2 E-350 Van SRW - Full Float w/ABS
606316	Jeep/AMC	35/194	Rear	2000-01 XJ
606319	Ford	70/267	Rear	2000 1/2 E-350 Chassis HD DRW w/ABS
606320	Ford	70/267	Rear	2000 E-350 Cutaway SRW or Chassis DRW Option
606321	Ford	80/286	Rear	2000 E-450 Super Duty DRW w/ABS
606322	General Motors	60/248	Rear	2002 GMT 800
606502	Jeep/AMC	44/216	Rear	2000 TJ LHD
606507	Jeep/AMC	Super 44/226	Rear	2002 WJ w/ABS
606511	Ford	60/248	Rear	2000 E-350 SRW - Semi Float - HD w/ABS
606513	Ford	60/248	Rear	2002 E-250 SRW - Semi Float
606521	Chrysler/Dodge	44/216	Rear	2000 1/2 Viper
606522	Ford	60/248	Rear	2000 1/2 E-350 Van SRW - Full Float w/ABS
606523	Ford	70/267	Rear	2000 1/2 E-350 Cutaway SRW or Chassis DRW Option
606527	Ford	70/267	Rear	2000-02 E-350 Cutaway SRW or Chassis DRW Option
606528	Jeep/AMC	35/198	Rear	2002 KJ w/ABS
606529	Jeep/AMC	35/198	Rear	2002 KJ w/ABS
606530	Jeep/AMC	35/198	Rear	2002 KJ w/ABS
606531	Jeep/AMC	35/198	Rear	2002 KJ w/ABS
606532	Jeep/AMC	35/198	Rear	2002 KJ w/ABS
606533	Jeep/AMC	35/198	Rear	2002 KJ w/ABS
606540	Ford	70/267	Rear	2002 E-450 Super Duty DRW w/ABS
606541	Chrysler/Dodge	60/248	Rear	2000 D2500 w/ABS
606542	Chrysler/Dodge	60/248	Rear	2000 W2500 w/ABS
606543	Chrysler/Dodge	70/267	Rear	2000 D2500 w/ABS
606544	Chrysler/Dodge	70/267	Rear	2000 W2500 w/ABS
606545	Chrysler/Dodge	80/286	Rear	2000 D2500 w/ABS
606546	Chrysler/Dodge	80/286	Rear	2000 W2500 w/ABS
606547	Chrysler/Dodge	80/286	Rear	2000 D3500 w/ABS
606548	Chrysler/Dodge	80/286	Rear	2000 W3500 w/ABS
606549	Chrysler/Dodge	80/286	Rear	2000 D/W3500 w/ABS
606551	Jeep/AMC	35/198	Rear	2001 WJ w/ABS
606552	Jeep/AMC	Super 44/226	Rear	2001 WJ w/ABS
606553	Jeep/AMC	Super 44/226	Rear	2001 WJ w/ABS
606554	Jeep/AMC	Super 44/226	Rear	2001 WJ w/ABS
606555	Jeep/AMC	Super 44/226	Rear	2001 WJ w/ABS
606557	Jeep/AMC	35/194	Rear	2001 XJ w/ABS
606559	Jeep/AMC	35/194	Rear	2001 XJ
606560	Jeep/AMC	35/194	Rear	2001 XJ
606561	Jeep/AMC	35/194	Rear	2001 XJ w/ABS
606562	Jeep/AMC	35/194	Rear	2001 XJ w/ABS
606563	Jeep/AMC	35/194	Rear	2001 TJ w/ABS
606564	Jeep/AMC	35/194	Rear	2001 TJ LHD
606565	Jeep/AMC	44/216	Rear	2001 TJ LHD
606566	Jeep/AMC	44/216	Rear	2001 TJ RHD

Bill of Material Number	Manufacturer	Dana Axle Model	Front/Rear	Application
606567	Jeep/AMC	44/216	Rear	2001 TJ LHD
606592	Ford	70/267	Rear	2001 E-350 DSO
606601	Ford	60/248	Rear	2001 E-250 Van SRW - Semi Float w/ABS
606602	Ford	60/248	Rear	2001 E-250 Van SRW - Semi Float w/ABS
606603	Ford	60/248	Rear	2001 E-250 Van SRW - Semi Float w/ABS
606604	Ford	60/248	Rear	2001 E-350 Van SRW - Full Float w/ABS
606605	Ford	70/267	Rear	2001 E-350 Chassis - DRW w/ABS
606606	Ford	70/267	Rear	2001 E-450 Super Duty DRW w/ABS
606609	Ford	80/286	Rear	2000 1/2 F-350 Chassis DRW Full Float w/ABS
606610	Ford	80/286	Rear	2000 F-450 Chassis-DRW-Full Float w/ABS
606611	Ford	80/286	Rear	2001 F-350 Pick-up DRW-Full Float w/ABS
606612	Ford	80/286	Rear	2001 F-350 Chassis DRW Full Float w/ABS
606613	Ford	80/286	Rear	2001 F53 Motor Home - Chassis - Full Float w/ABS
606614	Ford	80/286	Rear	2001 F-350 Pick-up DRW-Full Float w/ABS
606626	Jeep/AMC	44/216	Rear	2002 TJ
606639	Jeep/AMC	35/198	Rear	2003 KJ w/ABS
606640	Jeep/AMC	35/198	Rear	2003 KJ w/ABS
606641	Jeep/AMC	35/198	Rear	2003 KJ w/ABS
606642	Jeep/AMC	44/216	Rear	2002 TJ RHD
606646	Jeep/AMC	44/216	Rear	2001-02 TJ
606647	Jeep/AMC	44/216	Rear	2001-02 TJ RHD
606648	Jeep/AMC	44/216	Rear	2001-02 TJ LHD
606649	Jeep/AMC	35/194	Rear	2001 XJ w/ABS
606650	Jeep/AMC	35/194	Rear	2001 XJ w/ABS
606651	Jeep/AMC	35/194	Rear	2001 XJ
606652	Jeep/AMC	35/194	Rear	2001 XJ Diesel
606653	Jeep/AMC	35/194	Rear	2001 XJ w/ABS
606654	Jeep/AMC	35/194	Rear	2001 XJ Diesel w/ABS
606655	Jeep/AMC	35/194	Rear	2001-02 TJ w/ABS
606656	Jeep/AMC	35/194	Rear	2001-02 TJ LHD
606662	Ford	80/286	Rear	2001 F-350 Chassis DRW Full Float w/ABS
606672	Jeep/AMC	Super 44/226	Rear	2002 WJ w/ABS
606674	Jeep/AMC	Super 44/226	Rear	2002 WJ w/ABS
606684	General Motors	60/248	Rear	2002 GMT 610
606685	General Motors	70GM	Rear	2003-07 GMT 610
606686	General Motors	70GM	Rear	2003-07 GMT 610
606690	Chrysler/Dodge	44/216	Rear	2003 Viper
606697	General Motors	70GM	Rear	2002 DRW G-Van 30 - 70-3HD
606705	Chrysler/Dodge	60/248	Rear	2001 D2500 w/ABS
606706	Chrysler/Dodge	60/248	Rear	2001 W2500 w/ABS
606707	Chrysler/Dodge	70/267	Rear	2001 D2500 w/ABS
606708	Chrysler/Dodge	70/267	Rear	2001 W2500 w/ABS
606709	Chrysler/Dodge	80/286	Rear	2001 D2500 w/ABS
606710	Chrysler/Dodge	80/286	Rear	2001 W2500 w/ABS
606711	Chrysler/Dodge	80/286	Rear	2001 D3500 w/ABS
606712	Chrysler/Dodge	80/286	Rear	2001 W3500 w/ABS
606713	Chrysler/Dodge	80/286	Rear	2001 D/W3500 w/ABS
606714	Chrysler/Dodge	60/248	Rear	2002-04 B-300 Van w/ABS
606716	Jeep/AMC	35/194	Rear	2001 WJ
606723	Jeep/AMC	35/198	Rear	2002 KJ w/ABS
606724	Jeep/AMC	35/198	Rear	2002 KJ w/ABS

Bill of Material Number	Manufacturer	Dana Axle Model	Front/ Rear	Application
606725	Jeep/AMC	35/198	Rear	2002 KJ w/ABS
606726	Ford	80/286	Rear	2003 F-350 Chassis DRW Full Float w/ABS
606727	Ford	80/286	Rear	2003-04 F-350 Chassis DRW Full Float w/ABS
606728	Ford	80/286	Rear	2003-04 F-350 Pick-up DRW-Full Float w/ABS
606735	Jeep/AMC	35/198	Rear	2002 KJ w/ABS
606736	Jeep/AMC	35/198	Rear	2002 KJ w/ABS
606737	Jeep/AMC	35/198	Rear	2002 KJ w/ABS
606738	Jeep/AMC	35/198	Rear	2003 KJ w/ABS
606739	Jeep/AMC	35/198	Rear	2003 KJ w/ABS
606740	Jeep/AMC	35/198	Rear	2003 KJ w/ABS
606741	Ford	70/267	Rear	2001 E-350 Cutaway SRW or Chassis DRW Option
606742	Nissan	Super 44/226	Rear	2003-07 4x4 Armada, Pathfinder, Titan
606752	Ford	60/248	Rear	2002 E-250 Van SRW - Semi Float w/ABS
606753	Jeep/AMC	35/198	Rear	2002 KJ w/ABS
606754	Jeep/AMC	35/198	Rear	2002 KJ w/ABS
606755	Jeep/AMC	35/198	Rear	2002 KJ w/ABS
606756	Ford	70/267	Rear	2002-04 E-350 DRW - Full Float
606759	Ford	70/267	Rear	2002 E-350 Cutaway SRW or Chassis DRW Option
606761	Jeep/AMC	35/198	Rear	2003 KJ w/ABS
606762	Jeep/AMC	35/198	Rear	2003 KJ w/ABS
606763	Jeep/AMC	35/198	Rear	2003 KJ w/ABS
606766	Ford	80/286	Rear	2002-03 F-350 Chassis DRW Full Float w/ABS
606770	Jeep/AMC	35/198	Rear	2002 KJ w/ABS
606771	Jeep/AMC	35/198	Rear	2002 KJ w/ABS
606772	Jeep/AMC	35/198	Rear	2002 KJ w/ABS
606773	Ford	80/286	Rear	2002 1/2 F-350 Chassis DRW Full Float w/ABS
606774	Ford	80/286	Rear	2002 1/2 F-350 Chassis DRW Full Float w/ABS
606775	Ford	80/286	Rear	2002 1/2 F-350 Pick-up DRW-Full Float w/ABS
606776	Ford	80/286	Rear	2002-03 F-350 Chassis DRW Full Float w/ABS
606777	Ford	80/286	Rear	2002 F-350 Chassis DRW Full Float w/ABS
606778	Ford	80/286	Rear	2002 F-450 Chassis-DRW-Full Float w/ABS
606779	Ford	80/286	Rear	2002 F53 Motor Home - Chassis - Full Float w/ABS
606780	Ford	80/286	Rear	2002 F-350 Chassis DRW Full Float w/ABS
606781	Ford	80/286	Rear	2002 F-350 Pick-up DRW-Full Float w/ABS
606784	Jeep/AMC	35/198	Rear	2003 KJ w/ABS
606785	Jeep/AMC	35/198	Rear	2003 KJ w/ABS
606786	Jeep/AMC	35/198	Rear	2003 KJ w/ABS
606797	Ford	60/248	Rear	2002 E-250 Van SRW - Semi Float w/ABS
606803	Ford	70/267	Rear	2002-03 E-450 DRW
606807	General Motors	60/248	Rear	2002 GMT 800
606824	Ford	80/286	Rear	2005 F-350 Pick-up DRW-Full Float w/ABS
606836	Ford	60/248	Rear	2002-04 E-250 Van SRW - Semi Float w/ABS
606837	Ford	80/286	Rear	2003 F-350 Chassis DRW Full Float w/ABS
606845	Ford	60/248	Rear	2002-04 E-350 SRW - Semi Float - HD w/ABS
606847	Ford	60/248	Rear	2002 E-250 Van SRW - Semi Float w/ABS
606850	Jeep/AMC	44/216	Rear	2003 TJ
606851	Jeep/AMC	44/216	Rear	2003 TJ RHD
606852	Jeep/AMC	44/216	Rear	2003 TJ LHD
606853	Jeep/AMC	35/194	Rear	2003 TJ w/ABS
606854	Jeep/AMC	35/194	Rear	2003-05 TJ LHD
606855	Jeep/AMC	35/198	Rear	2002 KJ w/ABS

Bill of Material Number	Manufacturer	Dana Axle Model	Front/Rear	Application
606866	Jeep/AMC	44/216	Rear	2003 TJ RHD
606867	Ford	70/267	Rear	2002 E-350 Cutaway SRW or Chassis DRW Option
606875	Jeep/AMC	44/216	Rear	2003 TJ LHD
606877	Jeep/AMC	Super 44/226	Rear	2002 WJ w/ABS
606878	Jeep/AMC	Super 44/226	Rear	2002 WJ w/ABS
606886	Nissan	Super 44/226	Rear	2003-07 4x4 Armada, Pathfinder, Titan
606892	Jeep/AMC	35/198	Rear	2003 KJ w/ABS
606893	Jeep/AMC	35/198	Rear	2003 KJ w/ABS
606894	Jeep/AMC	35/198	Rear	2003 KJ w/ABS
606900	Nissan	Super 44/226	Rear	2004-06 Armada, Titan
606901	Jeep/AMC	35/198	Rear	2004 KJ w/ABS
606902	Jeep/AMC	35/198	Rear	2004 KJ w/ABS
606903	Jeep/AMC	35/198	Rear	2004 KJ w/ABS
606905	General Motors	60/248	Rear	2002 GMT 800
606906	General Motors	60/248	Rear	2002 GMT 800
606916	General Motors	60/248	Rear	2002 GMT 800
606920	Nissan	Super 44/226	Rear	2004-08 Frontier
606921	Nissan	Super 44/226	Rear	2004-08 Frontier
606925	Ford	70/267	Rear	2003 E-350 DRW - Full Float
606926	Ford	60/248	Rear	2003 E-250/E-350 SRW - Semi Float - HD w/ABS
606927	Ford	80/286	Rear	2003-04 F53 Motor Home - Chassis - Full Float w/ABS
606931	General Motors	60/248	Rear	2002 GMT 800
606937	Nissan	Super 44/226	Rear	2005-06 Xterra
606941	Jeep/AMC	44/216	Rear	2003 TJ RHD
606953	Jeep/AMC	44/216	Rear	2003 TJ RHD
606954	Ford	80/286	Rear	2004 F-350 Chassis DRW Full Float w/ABS
606959	Jeep/AMC	44/216	Rear	2003 TJ
606960	Jeep/AMC	44/216	Rear	2003-04 TJ RHD
606961	Jeep/AMC	44/216	Rear	2003-04 TJ LHD
606965	Ford	80/286	Rear	2005 F-350 Pick-up DRW-Full Float w/ABS
606969	Jeep/AMC	35/198	Rear	2003-04 WJ w/ABS
606970	Jeep/AMC	Super 44/226	Rear	2003-04 WJ w/ABS
606971	Jeep/AMC	Super 44/226	Rear	2003-04 WJ w/ABS
606972	Jeep/AMC	Super 44/226	Rear	2003 WJ CV w/ABS
606973	Jeep/AMC	Super 44/226	Rear	2003 WJ CV w/ABS
606975	Ford	70/267	Rear	2003-04 E-450 DRW
606980	Ford	70/267	Rear	2003 F-250
606988	Jeep/AMC	44/216	Rear	2003 TJ
606989	Jeep/AMC	44/216	Rear	2003 TJ RHD
606990	Ford	80/286	Rear	2003-05 F-450 Chassis-DRW-Full Float w/ABS
606993	Ford	80/286	Rear	2005 F-450 Chassis-DRW-Full Float w/ABS
606995	General Motors	60/248	Rear	2002 GMT 800
606998	Jeep/AMC	44/216	Rear	2004-05 TJ
607003	Jeep/AMC	35/194	Rear	2003-05 TJ LHD
607006	Jeep/AMC	44/216	Rear	2003-05 TJ RHD
607007	Jeep/AMC	44/216	Rear	2004-05 TJ LHD
607008	Jeep/AMC	44/216	Rear	2003-05 TJ
607009	Jeep/AMC	44/216	Rear	2003-05 TJ RHD
607011	Jeep/AMC	44/216	Rear	2003 TJ LHD
607012	Jeep/AMC	44/216	Rear	2003 TJ LHD
607015	Jeep/AMC	44/216	Rear	2005 TJ w/ABS

Bill of Material Number	Manufacturer	Dana Axle Model	Front/Rear	Application
607016	Jeep/AMC	44/216	Rear	2005 TJ w/ABS
607024	Ford	70/267	Rear	2003-04 E-450 DRW
607026	Ford	60/248	Rear	2004-08 E-350 Van SRW - Full Float w/ABS
610023	Ford	60/248	Front	1978-79 F-250/350 (Snow Fighter)
610027	Chrysler/Dodge	44/216	Front	1979 W-100
610028	Chrysler/Dodge	44/216	Front	1979 W-200
610053	Jeep/AMC	30/181	Front	1979 CJ5/CJ7 - External Type Wheel End
610054	General Motors	44/216	Front	1979 Blazer & K-10
610055	General Motors	44/216	Front	1978-79 K-20
610056	General Motors	44/216	Front	1979 K-20
610057	General Motors	60/248	Front	1979-80 K-30
610062	Ford	44/216	Front	1980 Bronco & F-150
610063	Ford	44/216	Front	1980 F-250 3/4-Ton Pick-Up (Part Time Transfer Case)
610064	Ford	50/229	Front	1980 F-350
610066	Ford	44/216	Front	1979 F-150 1/2 Ton Pick-Up (Full Time Transfer Case)
610067	Ford	44/216	Front	1979 F-150 1/2 Ton Pick-Up (Part-Time Transfer Case)
610068	Ford	44/216	Front	1979 F-150 Super Cab
610069	Ford	44/216	Front	1979 F-250 3/4 Ton Pick-Up (Full or PT Transfer Case)
610076	Chrysler/Dodge	44/216	Front	1980 W-100
610077	Chrysler/Dodge	44/216	Front	1980 W-200
610078	Jeep/AMC	30/181	Front	1980-81 IFS - Eagle - Non-Disconnect
610079	General Motors	44/216	Front	1980 K-20
610080	General Motors	44/216	Front	1979-80 K-20
610081	General Motors	44/216	Front	1979-80 K-20
610084	Chrysler/Dodge	44/216	Front	1980-83 W-200
610086	Jeep/AMC	30/181	Front	1980 CJ5/CJ7 - External Type Wheel End
610089	Jeep/AMC	44/216	Front	1980 J10, J20, Wide Track Cherokee
610090	Jeep/AMC	44/216	Front	1980 Wagoneer / Cherokee
610127	Chrysler/Dodge	44/216	Front	1981-84 W-100
610128	Chrysler/Dodge	44/216	Front	1981-84 W-200
610132	General Motors	60/248	Front	1981 K-30
610134	Jeep/AMC	30/181	Front	1981 IFS - Eagle - Disconnect
610135	Chrysler/Dodge	60/248	Front	1981-85 D-600 & D-700
610136	Jeep/AMC	30/181	Front	1981 CJ5/CJ7 - External Type Wheel End
610139	Jeep/AMC	44/216	Front	1981-85 J10, J20, Wide Track Cherokee
610140	Jeep/AMC	44/216	Front	1981-85 Wagoneer / Cherokee
610146	Ford	44/216	Front	1981 F-250/350 HD
610147	Ford	50/229	Front	1981-82 F-250/350 (Snow Fighter)
610152	Jeep/AMC	30/181	Front	1982-82 1/2 IFS - Eagle - Non-Disconnect
610153	Jeep/AMC	30/181	Front	1982-82 1/2 IFS - Eagle - Disconnect
610154	Jeep/AMC	30/181	Front	1981 1/2 CJ5/CJ7 - External Type Wheel End
610156	Jeep/AMC	30/181	Front	1982-83 CJ5 - External Type Wheel End
610157	Jeep/AMC	44/216	Front	1982-84 Wagoneer, Cherokee Disconnect STD Track
610158	Jeep/AMC	44/216	Front	1982-84 J10, J20, Wide Track Cherokee
610159	General Motors	60/248	Front	1982-87 K-30
610160	Chrysler/Dodge	44/216	Front	1985-89 D-600 (Export)
610164	Jeep/AMC	30/181	Front	1982-87 CJ7/CJ8 - External Type Wheel End
610166	Ford	44/216	Front	1981 1/2-82 F-150 Snow Plow
610167	Ford	44/216	Front	1983 F-150 Snow Plow
610168	Ford	44/216	Front	1983 Bronco & F-150
610169	Ford	44/216	Front	1983 F-250/350 HD

Bill of Material Number	Manufacturer	Dana Axle Model	Front/Rear	Application
610170	Ford	50/229	Front	1983 F-250
610171	Ford	28/175	Front	1983-84 Ranger
610172	Jeep/AMC	30/181	Front	1984 XJ Disconnect, CV
610173	Jeep/AMC	30/181	Front	1983-84 IFS - Eagle - Non-Disconnect
610174	Jeep/AMC	30/181	Front	1983-84 IFS - Eagle - Disconnect
610175	Jeep/AMC	30/181	Front	1984-87 XJ Disconnect, Cardan
610177	Ford	44/216	Front	1984 F-150 Snow Plow
610178	Ford	44/216	Front	1984 Bronco & F-150
610179	Ford	44/216	Front	1984 F-250/350 HD
610180	Ford	50/229	Front	1984 F-250/350 (Snow Fighter)
610182	Jeep/AMC	30/181	Front	1984-85 XJ Disconnect, Cardan, System Sentry
610183	Jeep/AMC	30/181	Front	1985-87 XJ Non-Disconnect, Cardan - Live Spindle Wheel End
610185	Ford	44/216	Front	1981-82 Bronco II & F-150
610197	Ford	44/216	Front	1984 1/2-85 F-150 Snow Plow
610198	Ford	44/216	Front	1984 1/2-85 Bronco & F-150
610199	Ford	44/216	Front	1984 1/2-85 F-250
610200	Ford	50/229	Front	1984 1/2 F-250/350 (Snow Fighter)
610201	General Motors	60/248	Front	1984-88 CUCV
610202	General Motors	60/248	Front	1984-85 K-30
610206	Jeep/AMC	30/181	Front	1985 XJ Non-Disconnect, Cardan - Live Spindle Wheel End
610216	Chrysler/Dodge	44/216	Front	1985-86 D-500 & D-800
610217	Chrysler/Dodge	44/216	Front	1985-86 D-600
610220	Ford	60/248	Front	1985 F-350
610221	Jeep/AMC	30/181	Front	1985 XJ Non-Disconnect, CV, System Sentry - Live Spindle WE
610222	Jeep/AMC	30/181	Front	1985-86 XJ Non-Disconnect, CV - Live Spindle Wheel End
610223	Ford	28/175	Front	1984 1/2-85 Ranger/Bronco II
610227	Jeep/AMC	44/216	Front	1985 Grand Wagoneer
610228	Jeep/AMC	44/216	Front	1985 4X2, Military - Dead Front
610229	Ford	44/216	Front	1985 F-250
610230	Ford	50/229	Front	1985 F-250/350 (Snow Fighter)
610231	Ford	44/216	Front	1985 F-250/350 HD
610232	Ford	50/229	Front	1985 1/2 F-350
610234	Jeep/AMC	30/181	Front	1985-86 XJ 4X2, System Sentry (Dead Front)
610235	Jeep/AMC	30/181	Front	1985-87 1/2 IFS - Eagle - Non-Disconnect - CV
610236	Chrysler/Dodge	60/248	Front	1985-88 D-600 & D-700
610237	Jeep/AMC	30/181	Front	1985 XJ 4X2, System Sentry (Dead Front)
610241	Ford	44/216	Front	1985 1/2 Bronco & F-150
610242	Ford	44/216	Front	1985 1/2 F-150 Snow Plow
610243	Ford	44/216	Front	1985 1/2 F-250
610244	Jeep/AMC	30/181	Front	1986 CJ7, LH Steering, H/L - External Type Wheel End
610246	Jeep/AMC	44/216	Front	1986 J10
610247	Jeep/AMC	44/216	Front	1986 Grand Wagoneer
610248	Jeep/AMC	44/216	Front	1986 J20
610249	Ford	28/175	Front	1986-87 Ranger/Bronco II
610254	Ford	50/229	Front	1986-87 F-250/350 (Snow Fighter)
610255	Ford	60/248	Front	1986-88 F-350 Monobeam DRW
610256	Jeep/AMC	30/181	Front	1986-89 XJ 4X2 (Dead Front)
610257	Chrysler/Dodge	44/216	Front	1986 1/2-87 1/2 D-500 & D-800
610258	Chrysler/Dodge	44/216	Front	1986-87 1/2 D-600
610259	Jeep/AMC	30/181	Front	1986 YJ Disconnect
610261	Ford	44/216	Front	1986 Bronco & F-150

Bill of Material Number	Manufacturer	Dana Axle Model	Front/Rear	Application
610262	Ford	44/216	Front	1986 Bronco & F-150
610263	Ford	44/216	Front	1986 F-150 Snow Plow
610264	Ford	44/216	Front	1986-87 F-250
610265	Chrysler/Dodge	61/248	Front	1987-88 D-600 & D-700
610266	Ford	44/216	Front	1987-88 F-150 Snow Plow
610267	Ford	44/216	Front	1987-88 Bronco & F-150
610268	Ford	44/216	Front	1987-88 Bronco & F-150
610269	Jeep/AMC	30/181	Front	1986 YJ Non-Disconnect - Live Spindle Wheel End
610270	Chrysler/Dodge	44/216	Front	1992-93 1/2 D-600 & D-800
610271	Chrysler/Dodge	44/216	Front	1992-93 1/2 D-600
610277	Chrysler/Dodge	44/216	Front	1988-88 1/2 D-500 & D-800
610278	Chrysler/Dodge	44/216	Front	1988-88 1/2 D-600
610279	Jeep/AMC	30/181	Front	1987 1/2-88 XJ Disconnect
610280	Jeep/AMC	30/181	Front	1987 1/2-88 XJ Non-Disconnect - Live Spindle Wheel End
610281	Jeep/AMC	30/181	Front	1987-88 YJ Disconnect
610282	Jeep/AMC	30/181	Front	1987-88 YJ Non-Disconnect - Live Spindle Wheel End
610283	Jeep/AMC	44/216	Front	1987-88 Grand Wagoneer
610284	Jeep/AMC	44/216	Front	1987-87 1/2 J10
610285	Jeep/AMC	44/216	Front	1987-87 1/2 J20
610294	Jeep/AMC	30/181	Front	1987 1/2-88 XJ Non-Discon. w/ABS Anti Skid-Live Spindle WE
610295	General Motors	60/248	Front	1988-91 1/2 V-30
610297	Jeep/AMC	30/181	Front	1988 XJ Disconnect, Valeo Export
610298	Ford	28/175	Front	1987 1/2 Ranger/Bronco II
610300	Ford	35/194	Front	1990 Ranger/Bronco II
610303	Ford	28/175	Front	1990-92 Aerostar
610304	Ford	50/229	Front	1988-88 1/2 F-250/350 (Snow Fighter)
610305	Ford	60/248	Front	1988 F-350 Monobeam SRW
610306	Ford	44/216	Front	1988 F-250
610307	Ford	28/175	Front	1988-89 Ranger/Bronco II
610309	Ford	44/216	Front	1988 1/2 F-150 Snow Plow, Bronco
610310	Ford	44/216	Front	1988 1/2-92 Bronco & F-150
610311	Ford	44/216	Front	1988 1/2-91 Bronco & F-150
610312	Ford	50/229	Front	1989-92 1/2 F-250/350 (Snow Fighter)
610313	Ford	60/248	Front	1988 1/2-91 1/2 F-350 Monobeam SRW
610316	Jeep/AMC	30/181	Front	1992 1/2-93 1/2 XJ 4X2 (Dead Front)
610317	Jeep/AMC	30/181	Front	1990-90 1/2 XJ Disconnect
610318	Jeep/AMC	30/181	Front	1990-91 1/2 XJ Non-Disconnect - Live Spindle Wheel End
610319	Jeep/AMC	30/181	Front	1990-90 1/2 YJ Disconnect
610320	Jeep/AMC	30/181	Front	1990-91 1/2 YJ Non-Disconnect - Live Spindle Wheel End
610321	Jeep/AMC	30/181	Front	1988 1/2-89 XJ Disconnect
610322	Jeep/AMC	30/181	Front	1988 1/2-89 XJ Non-Disconnect - Live Spindle Wheel End
610323	Jeep/AMC	30/181	Front	1988 1/2-89 YJ Disconnect
610324	Jeep/AMC	30/181	Front	1988 1/2-89 YJ Non-Disconnect - Live Spindle Wheel End
610325	Jeep/AMC	44/216	Front	1988 1/2-92 Grand Wagoneer
610327	Jeep/AMC	30/181	Front	1988 1/2-89 XJ Non-Discon. w/ABS Anti Skid-Live Spindle WE
610328	Jeep/AMC	30/181	Front	1988 1/2-89 XJ Disconnect, Valeo Export
610329	Chrysler/Dodge	44/216	Front	1988-88 1/2 D-500 & D-800
610331	Chrysler/Dodge	44/216	Front	1989-90 D-600
610332	Chrysler/Dodge	60/248	Front	1989 D-600 & D-700
610333	Chrysler/Dodge	61/248	Front	1989 D-600 & D-700
610334	Jeep/AMC	30/181	Front	1988 XJ Non-Disconnect, Valeo Export-Live Spindle WE

Bill of Material Number	Manufacturer	Dana Axle Model	Front/Rear	Application
610335	Ford	44/216	Front	1988 1/2-92 Bronco & F-150
610336	Jeep/AMC	30/181	Front	1990-91 1/2 XJ Non-Disconnect - Live Spindle Wheel End w/ABS
610337	Jeep/AMC	30/181	Front	1988 1/2-89 XJ Non-Disconnect, Valeo Export-Live Spindle WE
610339	Jeep/AMC	30/181	Front	1990-90 1/2 XJ Disconnect, Valeo Export
610340	Jeep/AMC	30/181	Front	1990-90 1/2 XJ Non-Disconnect, Valeo Export-Live Spindle WE
610341	Chrysler/Dodge	60/248	Front	1989-90 D-600
610342	Chrysler/Dodge	61/248	Front	1989 D-600 & D-700
610346	Jeep/AMC	30/181	Front	1992 1/2-93 ZJ w/ABS, CV Joint
610348	Jeep/AMC	30/181	Front	1992-93 1/2 XJ 4X2 (Dead Front) w/ABS
610351	Jeep/AMC	30/181	Front	1990 1/2-91 1/2 XJ 4X2 (Dead Front)
610355	Chrysler/Dodge	44/216	Front	1990-91 1/2 D-500 & D-800
610356	Chrysler/Dodge	44/216	Front	1991-91 1/2 D-600
610357	Chrysler/Dodge	60/248	Front	1991-91 1/2 D-600
610358	Chrysler/Dodge	61/248	Front	1991-92 D-600 & D-700
610360	Chrysler/Dodge	44/216	Front	1991-91 1/2 D-600
610361	Jeep/AMC	30/181	Front	1991-91 1/2 XJ Disconnect
610362	Jeep/AMC	30/181	Front	1991-91 1/2 YJ Disconnect
610363	Jeep/AMC	30/181	Front	1991 XJ Disconnect
610365	Ford	35/194	Front	1990 1/2-92 1/2 Ranger/Bronco II
610366	Ford	35/194	Front	1990 1/2-92 1/2 Explorer
610367	Jeep/AMC	30/181	Front	1995-97 XJ Non-Disconnect, Cardan - Live Spindle Wheel End
610369	Ford	28/175	Front	1992 1/2 Aerostar
610371	Ford	60/248	Front	1992 F-350 (Uses Socket Assy Instead of King Pin Assy)
610372	Jeep/AMC	30/181	Front	1991 XJ Non-Disconnect - Live Spindle Wheel End
610373	Jeep/AMC	30/181	Front	1991 XJ Non-Disconnect
610374	Jeep/AMC	30/181	Front	1991 XJ Non-Disconnect - Live Spindle Wheel End w/ABS
610375	Jeep/AMC	30/181	Front	1991 XJ 4X2 (Dead Front)
610379	Jeep/AMC	30/181	Front	1992-93 1/2 XJ Non-Disconnect w/ABS
610381	Jeep/AMC	30/181	Front	1993-93 1/2 YJ Disconnect w/ABS
610383	Jeep/AMC	30/181	Front	1993-93 1/2 XJ Non-Disconnect - Live Spindle Wheel End
610391	Jeep/AMC	30/181	Front	1992-93 1/2 XJ Non-Disconnect
610392	Jeep/AMC	30/181	Front	1992-93 1/2 YJ Non-Disconnect
610393	Jeep/AMC	30/181	Front	1992-93 1/2 YJ Disconnect
610398	Chrysler/Dodge	60/248	Front	1992 D-600
610400	Jeep/AMC	30/181	Front	1993 ZJ (Dead Front) w/ABS
610401	Jeep/AMC	30/181	Front	1991 1/2 XJ Disconnect
610402	Jeep/AMC	30/181	Front	1991 1/2 XJ Non-Disconnect
610403	Jeep/AMC	30/181	Front	1991 1/2 XJ Non-Disconnect w/ABS
610404	Jeep/AMC	30/181	Front	1991 1/2-92 1/2 XJ 4X2 (Dead Front)
610405	Chrysler/Dodge	60/248	Front	1993 D-600 & D-700
610406	Chrysler/Dodge	61/248	Front	1993-93 1/2 D-600 & D-700
610407	Ford	44/216	Front	1992 1/2 Bronco & F-150
610408	Ford	44/216	Front	1992 1/2 Bronco & F-150
610410	Ford	35/194	Front	1993-94 1/2 Explorer w/ABS
610411	Ford	44/216	Front	1993-93 1/2 Bronco w/ABS
610413	Jeep/AMC	30/181	Front	1993-93 1/2 XJ Non-Disconnect - Live Spindle Wheel End w/ABS
610414	Ford	44/216	Front	1993-93 1/2 Bronco & F-150
610416	Jeep/AMC	30/181	Front	1993-93 1/2 XJ 4X2 (Dead Front) w/ABS
610417	Jeep/AMC	30/181	Front	1993-93 1/2 XJ Non-Disconnect w/ABS
610418	Ford	28/175	Front	1993-94 1/2 Ranger
610419	Ford	35/194	Front	1993-94 1/2 Ranger

Bill of Material Number	Manufacturer	Dana Axle Model	Front/Rear	Application
610422	Chrysler/Dodge	44/216	Front	1994-94 1/2 W1500
610423	Chrysler/Dodge	44/216	Front	1994-94 1/2 W2500
610424	Chrysler/Dodge	44/216	Front	1994-94 1/2 W1500 w/ABS
610425	Chrysler/Dodge	44/216	Front	1994-94 1/2 W2500 w/ABS
610426	Chrysler/Dodge	60/248	Front	1994-94 1/2 W2500 HD w/ABS
610427	Chrysler/Dodge	60/248	Front	1994 D3500 (Dead Front)
610428	Chrysler/Dodge	60/248	Front	1994-94 1/2 W3500
610430	Chrysler/Dodge	60/248	Front	1992-92 1/2 D-600 & D-700
610431	Chrysler/Dodge	61/248	Front	1992-92 1/2 D-600 & D-700
610432	Ford	60/248	Front	1993-93 1/2 F-350
610436	Ford	35/194	Front	1992 1/2 Ranger
610437	Ford	35/194	Front	1992 1/2 Explorer
610438	Jeep/AMC	30/181	Front	1993 ZJ w/ABS, CV Joint
610439	Ford	50/229	Front	1993-94 F-250/350 (Snow Fighter)
610440	Chrysler/Dodge	60/248	Front	1994-94 1/2 W2500 HD
610443	Ford	44/216	Front	1994 Bronco w/ABS
610444	Ford	44/216	Front	1994 Bronco & F-150
610445	Ford	60/248	Front	1994 F-350
610446	Ford	44/216	Front	1995 Bronco & F-150
610447	Ford	44/216	Front	1994 Bronco w/ABS
610448	Ford	28/175	Front	1992 1/2-97 Aerostar
610449	Jeep/AMC	30/181	Front	1993 1/2 ZJ w/ABS
610450	Jeep/AMC	30/181	Front	1993 1/2 ZJ w/ABS
610451	Jeep/AMC	30/181	Front	1993 1/2 ZJ w/ABS
610452	Jeep/AMC	30/181	Front	1993 1/2 ZJ (Dead Front) w/ABS
610453	Jeep/AMC	30/181	Front	1994 XJ 4X2 (Dead Front)
610459	Ford	50/229	Front	1995 F-250/350 (Snow Fighter)
610460	Ford	60/248	Front	1995 F-350
610461	Jeep/AMC	30/181	Front	1994-96 YJ Disconnect
610462	Jeep/AMC	30/181	Front	1994-96 YJ Disconnect w/ABS
610463	Jeep/AMC	30/181	Front	1994-96 YJ Non-Disconnect
610464	Jeep/AMC	30/181	Front	1994 YJ Disconnect
610465	Jeep/AMC	30/181	Front	1994 ZJ (Dead Front) w/ABS
610466	Jeep/AMC	30/181	Front	1994 XJ Non-Disconnect
610467	Jeep/AMC	30/181	Front	1994 XJ Non-Disconnect
610468	Jeep/AMC	30/181	Front	1994 XJ Non-Disconnect - Live Spindle Wheel End
610469	Jeep/AMC	30/181	Front	1994 XJ Non-Disconnect - Live Spindle Wheel End w/ABS
610472	Jeep/AMC	30/181	Front	1994 XJ 4X2 (Dead Front) w/ABS
610473	Jeep/AMC	30/181	Front	1994-96 ZJ w/ABS
610474	Jeep/AMC	30/181	Front	1994-94 1/2 ZJ w/ABS
610475	Jeep/AMC	30/181	Front	1994-97 ZJ (Dead Front) w/ABS
610476	Ford	35/198	Front	1995 Explorer - Disconnect
610478	Jeep/AMC	30/181	Front	1994-96 ZJ w/ABS
610483	Ford	35/194	Front	1995-97 1/2 Ranger w/ABS
610484	Ford	28/175	Front	1995-97 1/2 Ranger w/ABS
610489	Jeep/AMC	30/181	Front	1997 TJ RHD
610500	Jeep/AMC	30/181	Front	1994 1/2-96 XJ 4X2 (Dead Front)
610501	Jeep/AMC	30/181	Front	1994 1/2-97 XJ 4X2 (Dead Front) w/ABS
610502	Jeep/AMC	30/181	Front	1994 1/2-97 XJ Non-Disconnect
610503	Jeep/AMC	30/181	Front	1994 1/2-97 XJ Non-Disconnect w/ABS
610504	Jeep/AMC	30/181	Front	1994 1/2-97 XJ RHD

Bill of Material Number	Manufacturer	Dana Axle Model	Front/Rear	Application
610505	Jeep/AMC	30/181	Front	1994 1/2-97 XJ RHD w/ABS
610506	Jeep/AMC	30/181	Front	1994 1/2-97 XJ RHD, (Dead Front)
610507	Jeep/AMC	30/181	Front	1994 1/2-97 XJ RHD, (Dead Front)
610512	Chrysler/Dodge	44/216	Front	1995-96 1/2 W1500
610513	Chrysler/Dodge	44/216	Front	1995-96 1/2 W2500
610514	Chrysler/Dodge	44/216	Front	1995 W1500 w/ABS
610515	Chrysler/Dodge	44/216	Front	1995 W2500 w/ABS
610516	Chrysler/Dodge	60/248	Front	1994-95 W2500 HD w/ABS
610517	Chrysler/Dodge	60/248	Front	1995-96 W3500
610518	Chrysler/Dodge	60/248	Front	1995-96 W2500 HD
610528	Jeep/AMC	30/181	Front	1995-97 XJ Non-Disconnect w/ABS
610530	Chrysler/Dodge	60/248	Front	1995-96 1/2 D3500 (Dead Front)
610532	Chrysler/Dodge	60/248	Front	1995-96 Air Force Tow Vehicle
610537	Chrysler/Dodge	44/216	Front	1995-95 1/2 W1500 w/ABS
610538	Chrysler/Dodge	44/216	Front	1995-95 1/2 W2500 w/ABS
610539	Chrysler/Dodge	60/248	Front	1995-95 1/2 W2500 HD w/ABS
610540	Chrysler/Dodge	60/248	Front	1995-95 1/2 W3500 w/ABS
610541	Chrysler/Dodge	60/248	Front	1995 D3500 (Dead Front) w/ABS
610556	Ford	35/198	Front	1998 Explorer - Non-Disconnect - CV
610557	Jeep/AMC	30/181	Front	1995 1/2-97 XJ RHD
610558	Jeep/AMC	30/181	Front	1995-97 XJ Non-Disconnect w/ABS
610572	Jeep/AMC	30/181	Front	1996 1/2-97 1/2 ZJ w/ABS
610573	Jeep/AMC	30/181	Front	1996 1/2-97 1/2 ZJ w/ABS
610576	Chrysler/Dodge	35/198	Front	1997-99 Dakota
610581	Ford	35/198	Front	1995-96 Explorer - Disconnect- CV
610582	Ford	35/198	Front	1995-96 Explorer - Disconnect
610585	Ford	35/198	Front	1996 Explorer - Non-Disconnect - CV
610586	Ford	35/198	Front	1996 Explorer - Non-Disconnect
610602	Chrysler/Dodge	44/216	Front	1996 W1500 w/ABS
610603	Chrysler/Dodge	44/216	Front	1996 W2500 w/ABS
610604	Chrysler/Dodge	60/248	Front	1996 W2500 HD w/ABS
610605	Chrysler/Dodge	60/248	Front	1996 W3500 w/ABS
610606	Chrysler/Dodge	60/248	Front	1996 D3500 (Dead Front) w/ABS
610607	Ford	44/216	Front	1996 1/2 Bronco & F-150
610608	Ford	44/216	Front	1996 1/2 Bronco w/ABS
610609	Ford	50/229	Front	1996 1/2-97 F-250/350 (Snow Fighter)
610610	Ford	60/248	Front	1996 1/2-97 F-350
610612	Chrysler/Dodge	44/216	Front	1996 W1500
610613	Chrysler/Dodge	44/216	Front	1996 W2500
610614	Chrysler/Dodge	44/216	Front	1996 1/2 W1500 w/ABS
610615	Chrysler/Dodge	44/216	Front	1996 1/2 W2500 w/ABS
610616	Chrysler/Dodge	60/248	Front	1996 1/2 W2500 HD
610617	Chrysler/Dodge	60/248	Front	1996 1/2 W2500 HD w/ABS
610618	Chrysler/Dodge	60/248	Front	1996 1/2 W3500
610619	Chrysler/Dodge	60/248	Front	1996 1/2 W3500 w/ABS
610620	Chrysler/Dodge	60/248	Front	1996 D3500 (Dead Front)
610621	Chrysler/Dodge	60/248	Front	1996 D3500 (Dead Front) w/ABS
610622	Chrysler/Dodge	60/248	Front	1996 1/2 Air Force Tow Vehicle
610629	Jeep/AMC	30/181	Front	1997 TJ w/ABS
610630	Jeep/AMC	30/181	Front	1997 TJ
610631	Chrysler/Dodge	44/216	Front	1997-97 1/2 W1500

Bill of Material Number	Manufacturer	Dana Axle Model	Front/ Rear	Application
610632	Chrysler/Dodge	44/216	Front	1997-97 1/2 W2500
610633	Chrysler/Dodge	44/216	Front	1997-97 1/2 W1500 w/ABS
610634	Chrysler/Dodge	44/216	Front	1997-97 1/2 W2500 w/ABS
610635	Chrysler/Dodge	60/248	Front	1997 W2500 HD
610636	Chrysler/Dodge	60/248	Front	1997 W2500 HD w/ABS
610637	Chrysler/Dodge	60/248	Front	1997 W3500
610638	Chrysler/Dodge	60/248	Front	1997 W3500 w/ABS
610639	Chrysler/Dodge	60/248	Front	1997 D3500 (Dead Front)
610640	Chrysler/Dodge	60/248	Front	1997 D3500 (Dead Front) w/ABS
610642	Ford	35/198	Front	1998-98 1/2 Explorer/Ranger - Non-Disconnect - CV
610643	Ford	35/198	Front	1998-98 1/2 Explorer - Non-Disconnect
610644	Ford	35/198	Front	1997 1/2 Explorer - Non-Disconnect - CV
610645	Ford	35/198	Front	1998-98 1/2 Explorer - Non-Disconnect
610652	Ford	35/194	Front	1997-97 1/2 Ranger
610653	Ford	28/175	Front	1997 Ranger
610654	Ford	50/229	Front	1998 1/2-99 F-250/350 SRW (4x4) w/ABS
610655	Ford	60/248	Front	1998-99 F-350 DRW (4x4)
610656	Ford	60/248	Front	1998 F-350 DRW (4x4)
610659	Ford	50/229	Front	1998 1/2-99 F-250/350 SRW (4x4)
610663	Jeep/AMC	30/181	Front	1997-97 1/2 ZJ w/ABS
610664	Jeep/AMC	30/181	Front	1997-97 1/2 ZJ w/ABS
610665	Jeep/AMC	30/181	Front	1997-97 1/2 ZJ (Dead Front) w/ABS
610667	Jeep/AMC	30/181	Front	1997 1/2 XJ 4X2 (Dead Front)
610668	Jeep/AMC	30/181	Front	1997 1/2 XJ 4X2 (Dead Front) w/ABS
610669	Jeep/AMC	30/181	Front	1997 1/2 XJ 4X2 (Dead Front)
610670	Jeep/AMC	30/181	Front	1997 1/2 XJ 4X2 (Dead Front) w/ABS
610671	Jeep/AMC	30/181	Front	1997 XJ Non-Disconnect - Live Spindle Wheel End
610672	Jeep/AMC	30/181	Front	1997 1/2 XJ Non-Disconnect - Live Spindle Wheel End w/ABS
610673	Jeep/AMC	30/181	Front	1997 1/2 XJ Non-Disconnect - Live Spindle Wheel End
610674	Jeep/AMC	30/181	Front	1997 1/2 XJ Non-Disconnect - Live Spindle Wheel End w/ABS
610675	Jeep/AMC	30/181	Front	1997 1/2 XJ Diesel
610676	Jeep/AMC	30/181	Front	1997 1/2 XJ Diesel w/ABS
610677	Jeep/AMC	30/181	Front	1997 1/2 XJ Diesel
610678	Jeep/AMC	30/181	Front	1997 1/2 XJ Diesel w/ABS
610680	Jeep/AMC	30/181	Front	1997 1/2 TJ RHD
610681	Jeep/AMC	30/181	Front	1997 1/2 TJ w/ABS
610682	Jeep/AMC	30/181	Front	1997 1/2 TJ
610708	Chrysler/Dodge	60/248	Front	1997 W2500 HD
610709	Chrysler/Dodge	60/248	Front	1997 W3500 w/ABS
610710	Chrysler/Dodge	60/248	Front	1997 1/2 W3500
610711	Chrysler/Dodge	60/248	Front	1997 W3500 w/ABS
610712	Chrysler/Dodge	60/248	Front	1996 D3500 (Dead Front)
610713	Chrysler/Dodge	60/248	Front	1997 D3500 (Dead Front) w/ABS
610714	Chrysler/Dodge	60/248	Front	1997 1/2 Air Force Tow Vehicle
610715	Chrysler/Dodge	44/216	Front	1998-98 1/2 W1500
610717	Chrysler/Dodge	44/216	Front	1998-98 1/2 W1500 w/ABS
610719	Chrysler/Dodge	60/248	Front	1998-98 1/2 W2500 HD
610720	Chrysler/Dodge	60/248	Front	1998-98 1/2 W3500
610722	Chrysler/Dodge	60/248	Front	1998-98 1/2 W3500
610723	Chrysler/Dodge	60/248	Front	1998-98 1/2 W3500 w/ABS
610724	Chrysler/Dodge	60/248	Front	1998 D3500 (Dead Front)

Bill of Material Number	Manufacturer	Dana Axle Model	Front/Rear	Application
610725	Chrysler/Dodge	60/248	Front	1998 D3500 (Dead Front) w/ABS
610727	Chrysler/Dodge	60/248	Front	1997 W2500 HD
610728	Chrysler/Dodge	60/248	Front	1997 W2500 HD w/ABS
610729	Chrysler/Dodge	60/248	Front	1997 1/2 W3500
610730	Chrysler/Dodge	60/248	Front	1997 1/2 W3500 w/ABS
610731	Chrysler/Dodge	60/248	Front	1997 D3500 (Dead Front)
610732	Chrysler/Dodge	60/248	Front	1997 D3500 (Dead Front) w/ABS
610734	Jeep/AMC	Super 30/186	Front	1999 WJ CV w/ABS
610735	Jeep/AMC	Super 30/186	Front	1999 WJ w/ABS
610738	Chrysler/Dodge	60/248	Front	1997 1/2 W2500 HD
610739	Chrysler/Dodge	60/248	Front	1997 1/2 W2500 HD w/ABS
610740	Ford	50/229	Front	1997 1/2-98 F-250/350 (Snow Fighter)
610741	Ford	60/248	Front	1997 1/2-98 F-350
610742	Jeep/AMC	Super 30/186	Front	1999 WJ CV w/ABS
610745	Chrysler/Dodge	60/248	Front	1997 W2500 HD
610746	Chrysler/Dodge	60/248	Front	1997 W2500 HD w/ABS
610748	Jeep/AMC	30/181	Front	1998-98 1/2 ZJ w/ABS
610749	Jeep/AMC	30/181	Front	1998-98 1/2 ZJ w/ABS, CV Joint
610750	Jeep/AMC	30/181	Front	1998-98 1/2 ZJ (Dead Front) w/ABS
610751	Jeep/AMC	30/181	Front	1998-98 1/2 ZJ w/ABS, CV Joint
610752	Jeep/AMC	30/181	Front	1998-98 1/2 ZJ w/ABS
610755	Jeep/AMC	30/181	Front	1998-98 1/2 TJ
610756	Jeep/AMC	30/181	Front	1998-98 1/2 TJ w/ABS
610757	Jeep/AMC	30/181	Front	1998-98 1/2 TJ RHD
610758	Jeep/AMC	30/181	Front	1998-98 1/2 XJ Non-Disconnect, Cardan - Live Spindle WEnd
610759	Jeep/AMC	30/181	Front	1998-98 1/2 XJ Non-Disconnect - Live Spindle Wheel End w/ABS
610760	Jeep/AMC	30/181	Front	1998-98 1/2 XJ Non-Disconnect - Live Spindle Wheel End
610761	Jeep/AMC	30/181	Front	1998-98 1/2 XJ Non-Disconnect - Live Spindle Wheel End w/ABS
610762	Jeep/AMC	30/181	Front	1998-98 1/2 XJ Diesel
610763	Jeep/AMC	30/181	Front	1998-98 1/2 XJ Diesel w/ABS
610764	Jeep/AMC	30/181	Front	1998-98 1/2 XJ Diesel
610765	Jeep/AMC	30/181	Front	1998-98 1/2 XJ Diesel w/ABS
610766	Jeep/AMC	30/181	Front	1998-98 1/2 XJ 4X2 (Dead Front)
610767	Jeep/AMC	30/181	Front	1998-98 1/2 XJ 4X2 (Dead Front) w/ABS
610768	Jeep/AMC	30/181	Front	1998-98 1/2 XJ 4X2 (Dead Front)
610769	Jeep/AMC	30/181	Front	1998-98 1/2 XJ 4X2 (Dead Front) w/ABS
610774	Ford	35/198	Front	1999 Explorer - Non-Disconnect - CV
610784	Jeep/AMC	30/181	Front	1997 ZJ w/ABS, CV Joint
610786	Chrysler/Dodge	44/216	Front	1999 W1500
610787	Chrysler/Dodge	44/216	Front	1999 W1500 w/ABS
610788	Chrysler/Dodge	60/248	Front	1999 W2500 HD
610789	Chrysler/Dodge	60/248	Front	1999 W3500
610790	Chrysler/Dodge	60/248	Front	1999 W2500 HD w/ABS
610791	Chrysler/Dodge	60/248	Front	1999 W3500 w/ABS
610792	Chrysler/Dodge	44/216	Front	1998 1/2 W1500
610793	Chrysler/Dodge	44/216	Front	1998 1/2 W1500 w/ABS
610794	Chrysler/Dodge	60/248	Front	2000 D3500 (Dead Front) w/ABS
610796	Chrysler/Dodge	60/248	Front	2000 W2500 HD
610798	Chrysler/Dodge	60/248	Front	2000 W2500 w/ABS
610799	Chrysler/Dodge	60/248	Front	2000 W3500 w/ABS
610800	Chrysler/Dodge	44/216	Front	2000 W1500

Bill of Material Number	Manufacturer	Dana Axle Model	Front/Rear	Application
610801	Chrysler/Dodge	44/216	Front	2000 W1500 w/ABS
610808	Chrysler/Dodge	60/248	Front	1998 W2500 HD
610809	Chrysler/Dodge	60/248	Front	1998 1/2 W3500
610810	Chrysler/Dodge	60/248	Front	1998 W2500 HD w/ABS
610811	Chrysler/Dodge	60/248	Front	1998 1/2 W3500 w/ABS
610812	Chrysler/Dodge	60/248	Front	1998 D3500 (Dead Front)
610813	Chrysler/Dodge	60/248	Front	1998 D3500 (Dead Front) w/ABS
610814	Chrysler/Dodge	44/216	Front	1998 W1500
610815	Chrysler/Dodge	44/216	Front	1998 W1500 w/ABS
610826	Chrysler/Dodge	44/216	Front	1999 W1500
610827	Chrysler/Dodge	44/216	Front	1999 W1500 w/ABS
610828	Chrysler/Dodge	60/248	Front	1999 W2500 HD
610829	Chrysler/Dodge	60/248	Front	1999 W2500 HD w/ABS
610830	Chrysler/Dodge	60/248	Front	1999 W3500 w/ABS
610831	Chrysler/Dodge	60/248	Front	1999 D3500 (Dead Front) w/ABS
610832	Chrysler/Dodge	60/248	Front	1999 Air Force Tow Vehicle
610833	Ford	Super 30/198	Front	2001-04 Explorer
610834	Chrysler/Dodge	44/216	Front	1999 W1500
610835	Chrysler/Dodge	44/216	Front	1999 W1500 w/ABS
610836	Chrysler/Dodge	60/248	Front	2000 W2500 HD
610837	Chrysler/Dodge	60/248	Front	2000 W2500 HD w/ABS
610838	Chrysler/Dodge	60/248	Front	2000 W3500 w/ABS
610839	Chrysler/Dodge	60/248	Front	2000 D3500 (Dead Front) w/ABS
610840	Chrysler/Dodge	60/248	Front	1999 D3500 (Dead Front)
610847	Chrysler/Dodge	44/216	Front	2000 W1500
610848	Chrysler/Dodge	44/216	Front	2000 W1500 w/ABS
610849	Jeep/AMC	30/181	Front	1998 X1 Non-Disconnect
610850	Jeep/AMC	30/181	Front	1998 X1 Non-Disconnect w/ABS
610851	Jeep/AMC	30/181	Front	1998 X1 Non-Disconnect, RH Steering
610852	Jeep/AMC	30/181	Front	1998 X1 Non-Disconnect, RH Steering w/ABS
610853	Jeep/AMC	30/181	Front	1998 X1 Non-Disconnect, Diesel w/ABS
610854	Jeep/AMC	30/181	Front	1998 X1 (Dead Front)
610855	Jeep/AMC	30/181	Front	1998 X1 (Dead Front) w/ABS
610856	Jeep/AMC	30/181	Front	2000 XJ
610857	Jeep/AMC	30/181	Front	2000 XJ w/ABS
610858	Jeep/AMC	30/181	Front	2000 XJ RHD
610859	Jeep/AMC	30/181	Front	2000 XJ RHD w/ABS
610862	Jeep/AMC	Super 30/186	Front	1999 1/2 WJ CV w/ABS
610863	Jeep/AMC	Super 30/186	Front	1999 1/2 WJ w/ABS
610864	Jeep/AMC	Super 30/186	Front	1999 1/2 WJ CV w/ABS
610865	Jeep/AMC	Super 30/186	Front	1999 1/2 WJ CV w/ABS
610866	Jeep/AMC	Super 30/186	Front	1999 1/2 WJ CV w/ABS
610868	Jeep/AMC	Super 30/186	Front	1999 1/2 WJ CV w/ABS
610869	Jeep/AMC	30/181	Front	1999 XJ Non-Disconnect - Live Spindle Wheel End
610870	Jeep/AMC	30/181	Front	1999 XJ Non-Disconnect - Live Spindle Wheel End w/ABS
610871	Jeep/AMC	30/181	Front	1999 XJ RHD
610872	Jeep/AMC	30/181	Front	1999 XJ RHD w/ABS
610873	Jeep/AMC	30/181	Front	1999 XJ LHD Diesel
610874	Jeep/AMC	30/181	Front	1999 XJ LHD Diesel w/ABS
610875	Jeep/AMC	30/181	Front	1999 XJ RHD Diesel
610876	Jeep/AMC	30/181	Front	1999 XJ RHD Diesel w/ABS

Bill of Material Number	Manufacturer	Dana Axle Model	Front/Rear	Application
610877	Jeep/AMC	30/181	Front	1999 XJ (Dead Front)
610878	Jeep/AMC	30/181	Front	1999 XJ w/ABS (Dead Front)
610879	Jeep/AMC	30/181	Front	1999 XJ RHD, (Dead Front)
610880	Jeep/AMC	30/181	Front	1999 XJ RHD w/ABS (Dead Front)
610881	Jeep/AMC	30/181	Front	1999 TJ
610882	Jeep/AMC	30/181	Front	1999 TJ w/ABS
610883	Jeep/AMC	30/181	Front	1999 TJ RHD
610892	Ford	50/229	Front	1999 1/2-2000 F-250/350 SRW (4x4)
610893	Ford	50/229	Front	1999 1/2-2000 F-250/350 SRW (4x4) w/ABS
610894	Ford	60/248	Front	2000 F-350 DRW (4x4)
610895	Ford	60/248	Front	2000 F-450/550 DRW (4x4)
610896	Ford	60/248	Front	2000 F-450/550 DRW (4X2) Dead Front
610897	Ford	60/248	Front	2000 F-450/550 DRW (4X2) Dead Front
610898	Chrysler/Dodge	60/248	Front	2000 D3500 (Dead Front)
610899	Chrysler/Dodge	60/248	Front	2000 Air Force Tow Vehicle
610904	Jeep/AMC	30/181	Front	1999 X1 Non-Disconnect, RH Steering
610905	Jeep/AMC	30/181	Front	1999 X1 Non-Disconnect, RH Steering w/ABS
610906	Jeep/AMC	30/181	Front	1999 X1 Non-Disconnect
610907	Jeep/AMC	30/181	Front	1999 X1 Non-Disconnect w/ABS
610908	Jeep/AMC	30/181	Front	1999 X1 Non-Disconnect, Diesel w/ABS
610909	Jeep/AMC	30/181	Front	1999 X1 (Dead Front)
610910	Jeep/AMC	30/181	Front	1999 X1 (Dead Front) w/ABS
610911	Chrysler/Dodge	44/216	Front	2000 W1500 Off Road Axle
610915	Jeep/AMC	30/181	Front	1999 XJ (Dead Front)
610916	Jeep/AMC	30/181	Front	2000 XJ w/ABS (Dead Front)
610917	Jeep/AMC	30/181	Front	2000 XJ RHD, (Dead Front)
610919	Jeep/AMC	Super 30/186	Front	1999 WJ CV w/ABS
610920	Jeep/AMC	Super 30/186	Front	1999 WJ CV w/ABS
610921	Jeep/AMC	Super 30/186	Front	1999 WJ CV w/ABS
610922	Jeep/AMC	Super 30/186	Front	1999 WJ CV w/ABS
610924	Jeep/AMC	Super 30/186	Front	1999 WJ CV w/ABS
610926	Jeep/AMC	Super 30/186	Front	1999 WJ CV w/ABS
610927	Jeep/AMC	Super 30/186	Front	1999 WJ CV w/ABS
610930	Jeep/AMC	30/181	Front	1999 XJ Non-Disconnect - Live Spindle Wheel End w/ABS
610937	Jeep/AMC	30/181	Front	2000 XJ w/ABS (Dead Front)
610938	Chrysler/Dodge	44/216	Front	2000 W1500
610939	Chrysler/Dodge	44/216	Front	2000 W1500 w/ABS
610940	Chrysler/Dodge	44/216	Front	2000 W1500 Off Road Axle
610941	Chrysler/Dodge	60/248	Front	2000 W2500 HD w/ABS
610942	Chrysler/Dodge	60/248	Front	2000 W3500 w/ABS
610943	Chrysler/Dodge	60/248	Front	2000 D3500 (Dead Front) w/ABS
610944	Jeep/AMC	30/181	Front	1999 XJ w/ABS (Dead Front)
610945	Jeep/AMC	30/181	Front	2000 XJ w/ABS
610946	Jeep/AMC	Super 30/186	Front	2000 WJ CV w/ABS
610947	Jeep/AMC	Super 30/186	Front	2000 WJ CV w/ABS
610948	Jeep/AMC	Super 30/186	Front	2000 WJ CV w/ABS
610949	Jeep/AMC	Super 30/186	Front	2000 WJ CV w/ABS
610951	Jeep/AMC	Super 30/186	Front	2000 WJ CV w/ABS
610952	Jeep/AMC	Super 30/186	Front	2000 WJ CV w/ABS
610953	Jeep/AMC	Super 30/186	Front	2000 WJ CV w/ABS
610954	Ford	60/248	Front	2000 F-350 DRW (4x4)

Bill of Material Number	Manufacturer	Dana Axle Model	Front/Rear	Application
610965	Jeep/AMC	Super 30/186	Front	2001 KJ
610967	Jeep/AMC	30/181	Front	2000 XJ
610968	Jeep/AMC	30/181	Front	2000 XJ w/ABS
610969	Jeep/AMC	30/181	Front	2000 XJ RHD
610970	Jeep/AMC	30/181	Front	2000 XJ RHD w/ABS
610971	Jeep/AMC	30/181	Front	2000 XJ LHD Diesel
610972	Jeep/AMC	30/181	Front	2000 XJ LHD Diesel w/ABS
610973	Jeep/AMC	30/181	Front	2000 XJ RHD Diesel
610974	Jeep/AMC	30/181	Front	2000 XJ RHD Diesel w/ABS
610975	Jeep/AMC	30/181	Front	2000 XJ RHD
610976	Jeep/AMC	30/181	Front	2000 XJ Non-Disconnect - Live Spindle Wheel End
610977	Jeep/AMC	30/181	Front	2000 XJ Non-Disconnect - Live Spindle Wheel End
610979	Ford	50/229	Front	2000 F-250/350 Excursion SRW (4x4) w/ABS
610980	Jeep/AMC	30/181	Front	2000 XJ
610992	Ford	50/229	Front	2000 1/2 F-250/350 SRW (4x4)
610993	Ford	50/229	Front	2000 1/2 F-250/350 SRW (4x4) w/ABS
610994	Ford	60/248	Front	2000 1/2 F-350 DRW (4x4)
610995	Ford	60/248	Front	2000 1/2 F-450/550 DRW (4x4)
610996	Ford	60/248	Front	2000 1/2 F-450/550 DRW (4X2) Dead Front
610997	Ford	60/248	Front	2000 1/2 F-450/550 DRW (4X2) Dead Front
610998	Ford	60/248	Front	2000 F-350 DRW (4x4)
610999	Ford	50/229	Front	2000 1/2 F-250/350 Excursion SRW (4x4) w/ABS
611003	Jeep/AMC	30/181	Front	2000 X1 (Dead Front)
611007	Jeep/AMC	Super 30/186	Front	2000 WJ CV w/ABS
611008	Jeep/AMC	Super 30/186	Front	2000 WJ CV w/ABS
611009	Jeep/AMC	Super 30/186	Front	2000 WJ CV w/ABS
611010	Jeep/AMC	Super 30/186	Front	2000 WJ CV w/ABS
611012	Jeep/AMC	Super 30/186	Front	2000 WJ CV w/ABS
611013	Jeep/AMC	Super 30/186	Front	2000 WJ CV w/ABS
611014	Jeep/AMC	Super 30/186	Front	2000 WJ CV w/ABS
611034	Jeep/AMC	Super 30/186	Front	2001 KJ
611035	Jeep/AMC	Super 30/186	Front	2001 KJ
611036	Jeep/AMC	Super 30/186	Front	2000-01 KJ
611044	Ford	35/198	Front	2000 Sport Trac Pick-Up
611048	Chrysler/Dodge	44/216	Front	2000-01 W1500
611049	Chrysler/Dodge	44/216	Front	2000-01 W1500 w/ABS
611050	Chrysler/Dodge	44/216	Front	2000-01 W1500
611053	Ford	35/198	Front	2001 Ranger
611054	Chrysler/Dodge	60/248	Front	2000-01 W2500 HD
611055	Chrysler/Dodge	60/248	Front	2000-01 W2500 HD w/ABS
611056	Chrysler/Dodge	60/248	Front	2000-01 W3500 w/ABS
611057	Chrysler/Dodge	60/248	Front	2000 D3500 (Dead Front) w/ABS
611058	Chrysler/Dodge	60/248	Front	2000 D3500 (Dead Front)
611059	Chrysler/Dodge	60/248	Front	2000-01 W2500 Air Force Tow Vehicle
611071	Ford	50/229	Front	2000 F-250/350 SRW (4x4) w/ABS
611072	Ford	60/248	Front	2000 F-350 DRW (4x4)
611073	Ford	60/248	Front	2000 F-450/550 DRW (4x4)
611074	Ford	60/248	Front	2000 F-350 DRW (4x4)
611075	Chrysler/Dodge	60/248	Front	2000 W2500 HD
611076	Chrysler/Dodge	60/248	Front	2000 W2500 HD w/ABS
611077	Chrysler/Dodge	60/248	Front	2000 W3500 w/ABS

Bill of Material Number	Manufacturer	Dana Axle Model	Front/Rear	Application
611078	Chrysler/Dodge	60/248	Front	2000 D3500 (Dead Front) w/ABS
611079	Chrysler/Dodge	60/248	Front	2000 D3500 (Dead Front)
611081	Ford	60/248	Front	2001 F-450/550 DRW (4X2) Dead Front
611082	Ford	60/248	Front	2001 F-450/550 DRW (4X2) Dead Front
611090	Jeep/AMC	Super 30/186	Front	2001 KJ
611091	Jeep/AMC	Super 30/186	Front	2002 KJ
611092	Jeep/AMC	Super 30/186	Front	2000-01 KJ
611093	Jeep/AMC	Super 30/186	Front	2000 WJ CV w/ABS
611094	Jeep/AMC	Super 30/186	Front	2000 WJ CV w/ABS
611095	Jeep/AMC	Super 30/186	Front	2000 WJ CV w/ABS
611096	Jeep/AMC	Super 30/186	Front	2000 WJ CV w/ABS
611097	Jeep/AMC	Super 30/186	Front	2001 WJ (Dead Front)
611098	Jeep/AMC	Super 30/186	Front	2000 WJ CV w/ABS
611099	Jeep/AMC	Super 30/186	Front	2000 WJ CV w/ABS
611100	Jeep/AMC	Super 30/186	Front	2000 WJ CV w/ABS
611101	Jeep/AMC	30/181	Front	2001 XJ
611102	Jeep/AMC	30/181	Front	2001 XJ w/ABS
611103	Jeep/AMC	30/181	Front	2001 XJ RHD
611104	Jeep/AMC	30/181	Front	2001 XJ RHD w/ABS
	Jeep/AMC	30/181	Front	2001 XJ RHD w/ABS
611105	Jeep/AMC	30/181	Front	2001 XJ w/ABS
611106	Jeep/AMC	30/181	Front	2001 XJ
611107	Jeep/AMC	30/181	Front	2001 XJ w/ABS
611109	Jeep/AMC	30/181	Front	2001 XJ RHD w/ABS
611110	Jeep/AMC	30/181	Front	2001 XJ RHD
611113	Jeep/AMC	30/181	Front	2001 XJ
611114	Jeep/AMC	30/181	Front	2001-02 TJ
611115	Jeep/AMC	30/181	Front	2001-02 TJ w/ABS
611116	Jeep/AMC	30/181	Front	2001-02 TJ RHD
611117	Jeep/AMC	Super 30/186	Front	2001 WJ CV w/ABS
611118	Jeep/AMC	Super 30/186	Front	2001 WJ CV w/ABS
611119	Jeep/AMC	Super 30/186	Front	2001 WJ CV w/ABS
611120	Jeep/AMC	Super 30/186	Front	2001 WJ CV w/ABS
611121	Jeep/AMC	Super 30/186	Front	2001 WJ CV w/ABS
611122	Jeep/AMC	Super 30/186	Front	2001 WJ CV w/ABS
611123	Jeep/AMC	Super 30/186	Front	2001 WJ (Dead Front)
611124	Jeep/AMC	Super 30/186	Front	2001 WJ CV w/ABS
611125	Jeep/AMC	Super 30/186	Front	2001 WJ CV w/ABS
611126	Jeep/AMC	Super 30/186	Front	2001 WJ CV w/ABS
611130	Jeep/AMC	30/181	Front	2001 XJ
611131	Jeep/AMC	30/181	Front	2001 XJ LHD Diesel w/ABS
611132	Jeep/AMC	30/181	Front	2001 XJ RHD Diesel
611133	Jeep/AMC	30/181	Front	2001 XJ RHD Diesel w/ABS
611149	Chrysler/Dodge	44/216	Front	2001 W1500
611150	Chrysler/Dodge	44/216	Front	2001 W1500 w/ABS
611151	Chrysler/Dodge	44/216	Front	2001 W1500
611153	Chrysler/Dodge	60/248	Front	2001 W2500 HD
611154	Chrysler/Dodge	60/248	Front	2001 W2500 HD w/ABS
611155	Chrysler/Dodge	60/248	Front	2001 W3500 w/ABS
611156	Chrysler/Dodge	60/248	Front	2001 D3500 (Dead Front) w/ABS
611157	Chrysler/Dodge	60/248	Front	2001 D3500 (Dead Front)

Bill of Material Number	Manufacturer	Dana Axle Model	Front/ Rear	Application
611159	Ford	60/248	Front	2002 F-250/350 SRW (4x4)
611166	Jeep/AMC	Super 30/186	Front	2001 WJ CV w/ABS
611172	Chrysler/Dodge	60/248	Front	2001 1/2 D3500 (Dead Front)
611173	Chrysler/Dodge	60/248	Front	2001 1/2 W2500 HD w/ABS
611174	Chrysler/Dodge	60/248	Front	2001 1/2 W3500 w/ABS
611175	Chrysler/Dodge	60/248	Front	2001 1/2 D3500 (Dead Front) w/ABS
611176	Chrysler/Dodge	60/248	Front	2001 1/2 W2500 HD
611181	Chrysler/Dodge	44/216	Front	2001 W1500 w/ABS
611182	Chrysler/Dodge	44/216	Front	2001 W1500 w/ABS
611183	Chrysler/Dodge	44/216	Front	2001 W1500
611184	Chrysler/Dodge	60/248	Front	2001 W2500
611185	Chrysler/Dodge	60/248	Front	2001 1/2 W2500 HD w/ABS
611186	Chrysler/Dodge	60/248	Front	2001 1/2 W2500 HD w/ABS
611190	Nissan	205	Front	2003-06 4x4 Armada, Titan
611192	Nissan	205	Front	2003-06 4x4 Armada, Titan
611194	Ford	50/229	Front	2001 F-250/350 SRW (4x4)
611195	Ford	60/248	Front	2001 F-350 DRW (4x4)
611196	Ford	60/248	Front	2001-02 F-450/550 DRW (4x4)
611197	Ford	60/248	Front	2001 F-350 DRW (4x4)
611198	Ford	60/248	Front	2001 F-450/550 DRW (4X2) Dead Front
611199	Ford	60/248	Front	2001 F-450/550 DRW (4X2) Dead Front
611201	Ford	60/248	Front	2001 F-450/550 DRW (4x4)
611209	Jeep/AMC	Super 30/186	Front	2004 KJ
611219	Jeep/AMC	Super 30/186	Front	2002 WJ (Dead Front)
611222	Ford	35/198	Front	2002 Explorer/Ranger - Non-Disconnect - CV
611223	Chrysler/Dodge	60/248	Front	2002 W2500 HD w/ABS
611230	Jeep/AMC	Super 30/186	Front	2002-03 KJ
611231	Jeep/AMC	Super 30/186	Front	2002-03 KJ
611251	Jeep/AMC	Super 30/186	Front	2002 WJ CV w/ABS
611252	Jeep/AMC	Super 30/186	Front	2002 WJ CV w/ABS
611253	Jeep/AMC	Super 30/186	Front	2002 WJ CV w/ABS
611254	Jeep/AMC	Super 30/186	Front	2002 WJ CV w/ABS
611263	General Motors	Super 70/273	Front	2005 GMT 560
611273	Ford	Super 60/256	Front	2002-03 6K Monobeam Coil, F-250/F-350
611278	Jeep/AMC	Super 30/186	Front	2002 WJ CV w/ABS
611279	Jeep/AMC	Super 30/186	Front	2001 WJ CV w/ABS
611280	Jeep/AMC	Super 30/186	Front	2002 WJ CV w/ABS
611281	Jeep/AMC	Super 30/186	Front	2002 WJ CV w/ABS
611282	Jeep/AMC	Super 30/186	Front	2002 WJ CV w/ABS
611283	Jeep/AMC	Super 30/186	Front	2002 WJ CV w/ABS
611284	Jeep/AMC	Super 30/186	Front	2002 WJ w/ABS (Dead Front)
611285	Jeep/AMC	Super 30/186	Front	2002 WJ CV w/ABS
611286	Jeep/AMC	Super 30/186	Front	2002 WJ CV w/ABS
611287	Jeep/AMC	Super 30/186	Front	2002 WJ CV w/ABS
611288	Jeep/AMC	Super 30/186	Front	2002 WJ CV w/ABS
611289	Jeep/AMC	Super 30/186	Front	2002 WJ CV w/ABS
611297	Jeep/AMC	44/216	Front	2003-04 TJ w/ABS
611298	Ford	50/229	Front	2002 F-250/350 SRW (4x4)
611299	Ford	60/248	Front	2002 F-250/350 SRW (4x4)
611300	Ford	60/248	Front	2002 F-350 DRW (4x4)
611301	Ford	60/248	Front	2002 F-450/550 DRW (4x4)

Bill of Material Number	Manufacturer	Dana Axle Model	Front/Rear	Application
611302	Ford	60/248	Front	2002 F-450/550 DRW (4x4)
611303	Ford	60/248	Front	2002 F-350 DRW (4x4)
611304	Ford	60/248	Front	2002 F-450/550 DRW (4X2) Dead Front
611305	Ford	60/248	Front	2002 F-450/550 DRW (4X2) Dead Front
611312	Jeep/AMC	30/181	Front	2003-06 TJ
611313	Jeep/AMC	30/181	Front	2003-05 TJ
611314	Jeep/AMC	30/181	Front	2003-05 TJ RHD
611315	Jeep/AMC	44/216	Front	2003-04 TJ w/ABS
611316	Ford	35/198	Front	2002-04 Explorer/Ranger - Non-Disconnect - CV
611319	Jeep/AMC	44/216	Front	2003-04 TJ w/ABS
611321	Jeep/AMC	Super 30/186	Front	2002-03 WJ CV w/ABS
611322	Jeep/AMC	Super 30/186	Front	2001 WJ CV w/ABS
611323	Jeep/AMC	Super 30/186	Front	2002-03 WJ CV w/ABS
611324	Jeep/AMC	Super 30/186	Front	2002-03 WJ CV w/ABS
611325	Jeep/AMC	Super 30/186	Front	2002 WJ CV w/ABS
611326	Jeep/AMC	Super 30/186	Front	2002 WJ CV w/ABS
611327	Jeep/AMC	Super 30/186	Front	2002 WJ (Dead Front)
611328	Jeep/AMC	Super 30/186	Front	2002 WJ CV w/ABS
611329	Jeep/AMC	Super 30/186	Front	2002-03 WJ CV w/ABS
611330	Jeep/AMC	Super 30/186	Front	2002-03 WJ CV w/ABS
611331	Jeep/AMC	Super 30/186	Front	2002-03 WJ CV w/ABS
611332	Jeep/AMC	Super 30/186	Front	2002 WJ CV w/ABS
611333	Ford	Super 30/198	Front	2004 Explorer
611336	Ford	50/229	Front	2002-03 F-250/350 SRW (4x4)
611337	Ford	60/248	Front	2002-03 F-250/350 SRW (4x4)
611338	Ford	60/248	Front	2002-03 F-350 DRW (4x4)
611339	Ford	60/248	Front	2002-03 F-450/550 DRW (4x4)
611340	Ford	60/248	Front	2002 F-350 DRW (4x4)
611341	Ford	60/248	Front	2003 F-450/550 DRW (4X2) Dead Front
611342	Ford	60/248	Front	2003 F-450/550 DRW (4X2) Dead Front
611344	Jeep/AMC	Super 30/186	Front	2005 KJ
611345	Jeep/AMC	Super 30/186	Front	2005 KJ
611354	Jeep/AMC	44/216	Front	2003-04 TJ w/ABS
611356	Ford	Super 60/256	Front	2004-05 6K Monobeam Coil, F-250/F-350
611357	Ford	Super 60/256	Front	2004-05 6K Monobeam Coil, F-250/F-350
611358	Ford	Super 60/256	Front	2004-05 7K Monobeam Coil, F-450/F-550
611359	Ford	Super 60/256	Front	2004 6K/7K Monobeam Coil, Dead Front
611360	Ford	35/198	Front	2004-05 Explorer/Ranger - Non-Disconnect - CV
611361	Ford	35/198	Front	2004-05 Explorer/Ranger - Non-Disconnect - CV
611363	Jeep/AMC	Super 30/186	Front	2003 KJ
611365	Jeep/AMC	Super 30/186	Front	2005 KJ
611373	Jeep/AMC	Super 30/186	Front	2004 WJ CV w/ABS
611374	Jeep/AMC	Super 30/186	Front	2004 WJ CV w/ABS
611375	Jeep/AMC	Super 30/186	Front	2003 WJ CV w/ABS
611376	Jeep/AMC	Super 30/186	Front	2004 WJ CV w/ABS
611377	Jeep/AMC	Super 30/186	Front	2004 WJ CV w/ABS
611380	Ford	Super 30/198	Front	2006-10 Explorer
611381	Jeep/AMC	30/181	Front	2004-05 TJ w/ABS
611382	Jeep/AMC	Super 30/186	Front	2004 KJ
611383	Jeep/AMC	Super 30/186	Front	2000-01 KJ
611384	Jeep/AMC	Super 30/186	Front	2003 KJ

Bill of Material Number	Manufacturer	Dana Axle Model	Front/ Rear	Application
611386	Ford	Super 30/198	Front	2004-05 Explorer
611387	Ford	Super 30/198	Front	2005 Explorer
7018711	Ford	Super 60/256	Front	2013 7K Monobeam Coil, F-450/F-550

Listed By Ring Gear Number

Ring Gear Number	Pinion Number	Gear Set & Pinion Nut Number	Ratio & Tooth Combination	Model	Ring Gear & Pinion Kit	Ring Gear & Pinion Kit Replaced By
18426	32830	23592-5X	3:31 (43-13)	44/216	706017-2X	
18426	32830	23592-5X	3:31 (43-13)	44/216 ICA	706755-1X	Discontinued
18426	41182	72386-5X	3:31 (43-13)	44/216 F-CAR	706990-1X	Discontinued
18437	32171	22856-5X	3:54 (46-13)	44/216	-	
18437	32171	22856-5X	3:54 (46-13)	44/216	706017-3X	
18437	32171	22856-5X	3:54 (46-13)	44/216 ICA	706755-2X	Discontinued
18437	32171	22856-5X	3:54 (46-13)	44/216	707020-3X	706017-3X
18437	32171	22856-5X	3:54 (46-13)	44/216	707338-1X	
18445	31488	22104-5X	3:92 (47-12)	44/216	-	
18445	31488	22104-5X	3:92 (47-12)	44/216	706017-11X	
18445	41336	72459-5X	3:92 (47-12)	44/216 F-CAR	706990-3X	Discontinued
18445	31488	22104-5X	3:92 (47-12)	44/216	707020-5X	
18445	31488	22104-5X	3:92 (47-12)	44/216	707338-2X	
18450	32359	23064-5X	4:27 (47-11)	44/216	706017-10X	
18515	32072	22736-5X	3:73 (41-11)	44/216	-	
18515	32072	22736-5X	3:73 (41-11)	44/216	706017-4X	
18515	32072	22736-5X	3:73 (41-11)	44/216 ICA	706755-3X	Discontinued
18520	32073	22745-5X	4:09 (45-11)	44/216	706017-5X	
18520	41183	72387-5X	4:09 (45-11)	44/216 F-CAR	706990-2X	Discontinued
18520	32073	22745-5X	4:09 (45-11)	44/216	707020-4X	
18520	32073	22745-5X	4:09 (45-11)	44/216	707338-3X	
18525	32367	23053-5X	4:89 (44-09)	44/216	706017-7X	Discontinued
18530	31766	22404-5X	5:38 (43-08)	44/216	706017-8X	
18679	31491	22105-5X	4:55 (50-11)	44/216	706017-21X	
18679	31491	22105-5X	4:55 (50-11)	44/216	706017-6X	706017-21X
30060	31492	22106-5X	3:07 (43-14)	44/216	-	
30060	31492	22106-5X	3:07 (43-14)	44/216	706017-1X	
30060	31492	22106-5X	3:07 (43-14)	44/216 ICA	706755-4X	Discontinued
30060	31492	22106-5X	3:07 (43-14)	44/216 ICA	706800-2X	22106-5X
30268	34383	25334-5X	4:88 (39-08)	60/248	706033-5X	Discontinued
30316	34172	25127-5X	4:56 (41-09)	60/248	706033-4X	
30360	34017	24807-5X	4:10 (41-10)	60/248	706033-3X	
30360	34017	24807-5X	4:10 (41-10)	60/248	706660-3X	706033-3X
30360	34017	24807-5X	4:10 (41-10)	60/248	706807-4X	
30360	34017	24807-5X	4:10 (41-10)	60/248	706834-4X	
30706	32973	23713-5X	5:89 (53-09)	44/216	706017-9X	
30794	34546	25608-1X	4:88 (39-08)	70/267	706091-3X	Discontinued
30794	40956	72147-5X	4:88 (39-08)	70/267	706997-3X	Discontinued
30841	34483	25184-5X	4:78 (43-09)	44/216	706017-12X	Discontinued
31169	34547	25609-1X	5:13 (41-08)	70/267	706091-4X	Discontinued
31169	40957	72149-5X	5:13 (41-08)	70/267	706997-4X	Discontinued
31711	34550	25612-1X	4:10 (41-10)	70/267	706091-1X	706997-1X
31711	40959	72153-5X	4:10 (41-10)	70/267	706997-1X	
31962	32082	22752-1X	6:17 (37-06)	70/267	706048-9X	Discontinued
31962	34814	26031-1X	6:17 (37-06)	70/267	706091-6X	Discontinued
31962	32082	22752-1X	6:17 (37-06)	70/267	706091-9X	Discontinued
31962	40961	72158-5X	6:17 (37-06)	70/267	706997-6X	Discontinued
32503	34023	24813-5X	3:54 (46-13)	60/248	706033-1X	

RING GEAR AND PINION SETS

Listed By Ring Gear Number

Ring Gear Number	Pinion Number	Gear Set & Pinion Nut Number	Ratio & Tooth Combination	Model	Ring Gear & Pinion Kit	Ring Gear & Pinion Kit Replaced By
32503	34023	24813-5X	3:54 (46-13)	60/248	706660-1X	706033-1X
32503	34023	24813-5X	3:54 (46-13)	60/248	706807-2X	706033-1X
32503	34023	24813-5X	3:54 (46-13)	60/248	706834-2X	706033-1X
32503	45659		3:54 (46-13)	60/248	74860X	75185-5X
32626	35658	26628-5X	6:17 (37-06)	60/248	706033-7X	
32742	35116	26355-1X	7:17 (43-06)	70/267	706091-7X	706997-7X
32742	40963	72161-5X	7:17 (43-06)	70/267	706997-7X	Discontinued
32906	32980	23721-5X	4:10 (41-10)	30/181	706000-4X	
32906	32980	23721-5X	4:10 (41-10)	30/181	706503-4X	
32906	46214	75182-5X	4:10 (41-10)	30/181	707344-6X	
32906	46214	75182-5X	4:10 (41-10)	30/181	708132-3	
32934	32981	23723-5X	3:07 (43-14)	30/181	700128-1	Discontinued
32934	32981	23723-5X	3:07 (43-14)	30/181	706000-10X	23723-5X
32934	32981	23723-5X	3:07 (43-14)	30/181	706503-10X	23723-5X
32934	46211	75181-5X	3:07 (43-14)	30/181	707344-2X	
32934	46211	75181-5X	3:07 (43-14)	30/181	708132-1	
32951	32979	23719-5X	4:56 (41-09)	30/181	706503-5X	Discontinued
32957	33250	23820-5X	3:54 (46-13)	30/181	700128-6	Discontinued
32957	33250	23820-5X	3:54 (46-13)	30/181	706000-2X	Discontinued
32957	33250	23820-5X	3:54 (46-13)	30/181	706503-2X	
33217	33216	23770-5X	3:31 (43-13)	30/181	706000-1X	Discontinued
33217	33216	23770-5X	3:31 (43-13)	30/181	706503-1X	Discontinued
33428	33673	24977-5X	4:27 (47-11)	30/181	706000-8X	
33428	33673	24977-5X	4:27 (47-11)	30/181	706503-8X	
33431	33439	23979-5X	4:88 (39-08)	30/181	706000-6X	Discontinued
33431	33439	23979-5X	4:88 (39-08)	30/181	706503-6X	Discontinued
33844	33843	24638-5X	3:54 (46-13)	44/216	707240-6X	Discontinued
33844	33843	24638-5X	3:54 (46-13)	44/216 IFS	707283-6X	Discontinued
33850	33849	24649-5X	4:09 (45-11)	44/216	707240-9X	
33850	33849	24649-5X	4:09 (45-11)	44/216 IFS	707283-9X	
33953	35425	26756-5X	7:17 (43-06)	60/248	706033-8X	
34110	34549	25611-1X	4:56 (41-09)	70/267	706091-2X	706997-2X
34110	40958	72151-5X	4:56 (41-09)	70/267	706997-2X	
34411	34410	25330-5X	3:50 (42-12)	30/181	706503-14X	Discontinued
34508	34507	25538-5X	3:73 (41-11)	60/248	706033-2X	70689-5X
34508	34507	25538-5X	3:73 (41-11)	60/248	706660-2X	706033-2X
34508	34507	25538-5X	3:73 (41-11)	60/248	706807-3X	
34508	34507	25538-5X	3:73 (41-11)	60/248	706834-3X	706033-2X
34714	34715	25782-1X	5:86 (41-08)	70/267	706091-5X	Discontinued
34714	40960	72155-5X	5:86 (41-07)	70/267	706997-5X	Discontinued
34717	34718	25784-5X	5:86 (41-07)	60/248	706033-6X	
34808	34546	25965-1X	4:88 (39-08)	70/267	706048-4X	706999-8X
34808	34546	25965-1X	4:88 (39-08)	70/267	706061-4X	706999-8X
34808	40956	72148-5X	4:88 (39-08)	70/267	706998-5X	
34808	40956	72148-5X	4:88 (39-08)	70/267	706999-8X	
34810	34547	25966-1X	5:13 (41-08)	70/267	706048-5X	706999-9X
34810	34547	25966-1X	5:13 (41-08)	70/267	706061-5X	706999-9X
34810	40957	72150-5X	5:13 (41-08)	70/267	706998-6X	72150-5X

Listed By Ring Gear Number

Ring Gear Number	Pinion Number	Gear Set & Pinion Nut Number	Ratio & Tooth Combination	Model	Ring Gear & Pinion Kit	Ring Gear & Pinion Kit Replaced By
34810	40957	72150-5X	5:13 (41-08)	70/267	706999-9X	
34812	34715	25967-1X	5:86 (41-07)	70/267	706048-6X	706999-10X
34812	34715	25967-1X	5:86 (41-07)	70/267	706061-6X	706999-10X
34812	34715	25967-1X	5:86 (41-07)	70/267	706905-5X	706999-10X
34812	40960	72156-5X	5:86 (41-07)	70/267	706999-10X	
34815	34814	25968-1X	6:17 (37-06)	70/267	706048-7X	706999-12X
34815	34814	25968-1X	6:17 (37-06)	70/267	706061-7X	706999-12X
34815	40961	72157-5X	6:17 (37-06)	70/267	706999-12X	
34837	34836	26008-1X	3:73 (41-11)	70B 70HD	706048-1X	706999-2X
34837	34836	26008-1X	3:73 (41-11)	70/267	706061-1X	706999-2X
34837	40962	72159-5X	3:73 (41-11)	70/267	706998-2X	
34837	40962	72159-5X	3:73 (41-11)	70/267	706999-2X	
34840	34550	26010-1X	4:10 (41-10)	70/267	706048-2X	706999-4X
34840	34550	26010-1X	4:10 (41-10)	70/267	706061-2X	706999-4X
34840	40959	72154-5X	4:10 (41-10)	70/267	706998-3X	72154-5X
34840	40959	72154-5X	4:10 (41-10)	70/267	706999-4X	
34840	44196	74307-5X	4:10 (41-10)	70/267	707250-3X	708015-2
34840	44196	74307-6x	4:10 (41-10)	70/267	-	
34840	44196	74307-6X	4:10 (41-10)	70/267	-	
34842	34549	26013-1X	4:56 (41-09)	70/267	706048-3X	706999-6X
34842	34549	26013-1X	4:56 (41-09)	70/267	706061-3X	706999-6X
34842	40958	72152-5X	4:56 (41-09)	70/267	706998-4X	
34842	40958	72152-5X	4:56 (41-09)	70/267	706999-6X	
34842	44197	74308-5X	4:56 (41-09)	70/267	707250-4X	Discontinued
35307	35116	26636-1X	7:17 (43-06)	70/267	706048-8X	706999-14X
35307	35116	26636-1X	7:17 (43-06)	70/267	706061-8X	706999-14X
35307	40963	72162-5X	7:17 (43-06)	70/267	706998-9X	
35307	40963	72162-5X	7:17 (43-06)	70/267	706999-14X	
35682	35681	26994-5X	5:13 (41-08)	60/248	706033-9X	Discontinued
35978	35977	27305-1X	5:86 (41-07)	70/267	706061-9X	706999-11X
35978	35977	27305-1X	5:86 (41-07)	70/267	706600-9X	706999-11X
35978	40964	72163-5X	5:86 (41-07)	70/267	706999-11X	
36211	36210	27518-5X	5:38 (43-08)	60/248	706033-10X	Discontinued
36787	36786	28305-5X	3:31 (43-13)	61	706396-1X	Discontinued
36787	36786	28305-5X	3:31 (43-13)	61	706661-1X	Discontinued
37245	37244	28744-5X	3:23 (42-13)	44/216	706017-16X	Discontinued
37245	37244	28744-5X	3:23 (42-13)	44/216 ICA	706755-6X	Discontinued
37245	37244	28744-5X	3:23 (42-13)	44/216	707020-2X	Discontinued
37259	37258	28769-5X	3:50 (42-12)	44/216	707240-5X	Discontinued
37768	37767	29244-5X	3:73 (41-11)	30/181	706000-3X	
37768	37767	29244-5X	3:73 (41-11)	30/181	706503-3X	
37768	44225	74350-5X	3:73 (41-11)	30/181	707300-5X	
37768	46177	75144-5X	3:73 (41-11)	30/181	707344-11X	
37768	49606	80176-5	3:73 (41-11)	30/181	707344-11X	
37792	37791	71771-5X	2:87 (43-15)	44/216	706017-18X	Discontinued
37792	40484	71771-5X	2:87 (43-15)	44/216 ICA	706755-9X	Discontinued
37864	37863	29376-5X	3:54 (46-13)	30/181	706503-2X	
37875	34507	29420-5X	3:73 (41-11)	61	706396-4X	Discontinued

RING GEAR AND PINION SETS

Listed By Ring Gear Number

Ring Gear Number	Pinion Number	Gear Set & Pinion Nut Number	Ratio & Tooth Combination	Model	Ring Gear & Pinion Kit	Ring Gear & Pinion Kit Replaced By
38132	34836	29715-1X	3:73 (41-11)	70/267	706048-10X	Discontinued
38132	40962	72160-5X	3:73 (41-11)	70/267	706999-3X	72160-5X
38133	36773	29716-5X	3:07 (43-14)	61	706396-5X	Discontinued
38133	41078	72264-5X	3:07 (43-14)	61	706661-11X	Discontinued
38634	38633	70169-5X	2:72 (49-18)	44/216	706017-19X	Discontinued
38634	40216	71528-5X	2:72 (49-18)	44/216 ICA	706755-8X	Discontinued
39064	39063	70618-5X	3:91 (43-11)	30/181	706000-14X	Discontinued
39070	39069	70610-1X	6:17 (37-06)	70/267	706600-12X	706999-13X
39070	40965	72164-5X	6:17 (37-06)	70/267	706999-13X	
39159	39158	70741-1X	7:17 (43-06)	70/267	706061-10X	706999-15X
39159	39158	70741-1X	7:17 (43-06)	70/267	706600-10X	706999-15X
39159	40966	72165-5X	7:17 (43-06)	70/267	706998-10X	Discontinued
39159	40966	72165-5X	7:17 (43-06)	70/267	706999-15X	
39211	34023	70837-5X	3:54 (46-13)	61	706661-6X	Discontinued
39235	39234	70853-5X	3:33 (50-15)	60/248	706660-9X	Discontinued
39235	39234	70853-5X	3:33 (50-15)	60/248	706807-1X	Discontinued
39235	39234	70853-5X	3:33 (50-15)	60/248	706834-1X	Discontinued
39265	39264	70870-5X	3:07 (43-14)	61	706808-3X	Discontinued
39265	39264	70870-5X	3:07 (43-14)	61	706835-3X	Discontinued
39275	39274	70874-1X	4:56 (41-09)	70/267	706048-12X	Discontinued
39275	40967	72166-5X	4:56 (41-09)	70/267	706999-7X	72166-5X
39277	39276	70875-1X	4:10 (41-10)	70/267	706048-11X	706999-4X
39277	40968	72167-5X	4:10 (41-10)	70/267	706999-5X	Discontinued
39287	39286	70891-1X	3:54 (46-13)	70/267	706600-13X	706999-1X
39287	40969	72168-5X	3:54 (46-13)	70/267	706998-1X	
39287	40969	72168-5X	3:54 (46-13)	70/267	706999-1X	
39299	34172	70907-5X	4:56 (41-09)	61	706661-8X	Discontinued
39299	34172	70907-5X	4:56 (41-09)	60/248	-	
39300	34017	70908-5X	4:10 (41-10)	61	706661-9X	
39552	39551	71196-5X	3:00 (45-15)	61	706661-10X	Discontinued
39552	39551	71196-5X	3:00 (45-15)	61	706808-2X	Discontinued
39552	39551	71196-5X	3:00 (45-15)	61	706835-2X	Discontinued
39734	39733	71315-5X	4:56 (41-09)	30/181	706503-5X	Discontinued
39829	39828	71350-5X	3:31 (43-13)	30/181	700128-5	Discontinued
39829	39828	71350-5X	3:31 (43-13)	30/181	706503-1X	Discontinued
40396	40395	71706-5X	4:10 (41-10)	28/174 IFS	707080-4X	Discontinued
40442	40440	71730-5X	3:73 (41-11)	28/174 IFS	707080-3X	Discontinued
40483	40482	71762-5X	3:07 (43-14)	44/216	707240-3X	Discontinued
40483	40482	71762-5X	3:07 (43-14)	44/216 IFS	707283-3X	Discontinued
40627	40626	71863-5X	3:73 (41-11)	30/181	706930-5X	
40627	40626	71863-5X	3:73 (41-11)	30/181	708133-1	
40629	40628	71864-5X	4:10 (41-10)	30/181	706930-4X	
40633	40632	71866-5X	4:56 (41-09)	30/181	706930-6X	
40786	40785	72002-5X	3:31 (43-13)	30/181	706930-3X	Discontinued
40790	40789	72003-5X	3:07 (43-14)	30/181	706930-2X	
40837	40936	72038-5X	2:35 (47-20)	30/181	700128-7	Discontinued
41466	41372	72504-5X	3:31 (43-13)	36/200 ICA	706870-6X	Discontinued
41466	41372	72504-5X	3:31 (43-13)	36/200 ICA	-	Discontinued

Listed By Ring Gear Number

Ring Gear Number	Pinion Number	Gear Set & Pinion Nut Number	Ratio & Tooth Combination	Model	Ring Gear & Pinion Kit	Ring Gear & Pinion Kit Replaced By
41474	41467	72505-5X	3:07 (43-14)	36/200 ICA	706870-5X	Discontinued
41474	41467	72505-5X	3:07 (43-14)	36/200 ICA	-	Discontinued
41476	41475	72587-5X	2:73 (41-15)	36/200 ICA	-	Discontinued
41547	41546	72623-5X	4:10 (41-10)	30/181	706000-4X	
41547	41546	72623-5X	4:10 (41-10)	30/181	706503-4X	
41725	41724	72719-5X	3:07 (43-14)	44/216 ICA	-	Discontinued
41902	41898	72668-5X	2:59 (44-17)	36/200 ICA	-	
41983	41982	72896-5X	3:31 (43-13)	35/194	-	Discontinued
42120	42119	72932-5X	4:11 (37-09)	35/194	-	Discontinued
42124	42123	72933-5X	3:54 (46-13)	35/194	-	Discontinued
42128	42127	72934-5X	3:08 (40-13)	35/194	-	
42132	42131	72935-5X	2:73 (41-15)	35/194	-	Discontinued
42144	42143	72938-5X	3:73 (41-11)	35/194	-	Discontinued
42162	42161	72950-5X	3:54 (46-13)	44/216 F-CAR	-	Discontinued
42162	42385	73134-5X	3:54 (46-13)	44/216 ICA	-	Discontinued
42238	42237	73029-5X	3:42 (41-12)	70/267	707055-2X	Discontinued
42245	40958	73032-5X	4:56 (41-09)	70/267	707055-3X	
42251	42250	73039-5X	3:73 (41-11)	30/181	706000-20X	Discontinued
42310	42309	73093-5X	2:72 (49-18)	30/181	706930-7X	Discontinued
42336	42190	73105-5X	3:07 (43-14)	70/267	706998-13X	Discontinued
42336	44194	74305-5X	3:07 (43-14)	70/267	707250-1X	Discontinued
42420	42419	80730	4:63 (37-08)	80/286	707060-1X	
42420	42419	80730-5	4:63 (37-08)	80/286	707060-1X	
42420	42419	73167-5X	4:63 (37-08)	80/286	707060-12X	707060-1X
42420	42419	80730-5	4:63 (37-08)	80/286	707060-12X	
42420	42419	80730-5	4:63 (37-08)	80/286	707361-13X	
42420	42419	73167-5X	4:63 (37-08)	80/286	707361-5X	707361-13X
42424	42423	73168-5X	5:13 (41-08)	80/286	707060-13X	
42424	42423	73168-5X	5:13 (41-08)	80/286	707060-4X	707060-13X
42424	42423	73168-5X	5:13 (41-08)	80/286	707361-6X	
42465	42464	73200-5X	4:10 (41-10)	80/286	707361-10X	707361-12X
42465	49419	80087-5	4:10 (41-10)	80/286	707361-11X	
42465	42464	73200-5X	4:10 (41-10)	80/286	708026-2	
42465	42464	73200-5X	4:10 (41-10)	80/286	708026-4	
42465	42464	73200-5X	4:10 (41-10)	80/286	708150-2	
42624	42623	73335-5X	3:45 (38-11)	30/181	706000-21X	Discontinued
42680	42682	73353-5X	3:54 (46-13)	80/286	708026-1	
42680	42682	73353-5X	3:54 (46-13)	80/286	708026-3	
42680	42682	73353-5X	3:54 (46-13)	80/286	708150-1	
42701	42699	73368-5X	3:55 (39-11)	30/181	706930-8x	
42701	42699	73368-5X	3:54 (39-11)	30/181	706930-8X	
42720	41982	73381-5X	3:31 (43-13)	35/194	707244-2X	Discontinued
42721	42115	73382-5X	4:56 (41-09)	35/194	707244-5X	
42721	42115	73382-5X	4:56 (41-09)	35/194 IFS	707359-5X	
42722	42119	73383-5X	4:11 (37-09)	35/194	707244-4X	
42724	42143	73385-5X	3:73 (41-11)	35/194 IFS	707359-3X	
42725	42469	73386-5X	3:55 (39-11)	35/194	707244-3X	
42725	42469	73386-5X	3:55 (39-11)	35/194 IFS	707359-2X	

RING GEAR AND PINION SETS

Listed By Ring Gear Number

Ring Gear Number	Pinion Number	Gear Set & Pinion Nut Number	Ratio & Tooth Combination	Model	Ring Gear & Pinion Kit	Ring Gear & Pinion Kit Replaced By
42756	42755	73403-5X	3:73 (41-11)	35/194 IFS	707170-2X	Discontinued
42760	42759	73404-5X	4:10 (41-10)	35/194 IFS	707170-3X	73404-5X
42817	42816	73434-5X	3:55 (39-11)	35/194 IFS	707170-1X	Discontinued
42828	42827	73442-5X	3:07 (43-14)	35/194	707244-1X	
43006	43004	73515-5X	3:73 (41-11)	28/174 IFS	707221-1X	Discontinued
43168	43169	73606-5X	3:27 (49-15)	35/194 IFS	707170-4X	Discontinued
43591	43589	73887-5X	3:27 (36-11)	28/174 IFS	707221-2X	Discontinued
43616	43615	73909-5X	3:27 (49-15)	35/194 IFS	707359-1X	
43626	43625	73917-5X	3:45 (38-11)	44/216 ICA	-	Discontinued
43628	43627	73919-5X	3:33 (40-12)	44/216 ICA	-	Discontinued
43661	43660	73958-5X	3:73 (41-11)	80/286	707060-3X	Discontinued
43729	43728	74039-5X	3:73 (41-11)	35/194 IFS	707359-3X	
43829	43828	73442-5X	3:07 (43-14)	35/194	707244-1X	
43982	44226	74351-5X	3:55 (39-11)	30/181	707300-4X	
43982	46173	75143-5X	3:55 (39-11)	30/181	707344-10X	707344-8X
44065	40963	74253-5X	7:17 (43-06)	70/267	706998-14X	Discontinued
44065	44199	74342-5X	7:17 (43-06)	70/267	708015-3	
44065	44199	74342-5X	7:17 (43-06)	70/267	708015-6	74342-5X
44086	44085	74251-5X	3:31 (43-13)	44/216	707240-4X	Discontinued
44086	44085	74251-5X	3:31 (43-13)	44/216 IFS	707283-4X	Discontinued
44097	44096	74261-5X	3:27 (49-15)	35/194 IFS	707170-4X	Discontinued
44099	44098	74262-5X	3:73 (41-11)	35/194 IFS	707170-2X	Discontinued
44222	44221	74346-5X	3:55 (39-11)	35/194 IFS	707359-2X	
44222	44221	74346-5X	3:55 (39-11)	35/194 IFS	-	707359-2X
44273	44272	74375-5X	3:31 (43-13)	80/286	707060-7X	
44332	44331	74423-5X	4:09 (45-11)	60/248	706033-13X	708021-1
44332	44331	74423-5X	4:09 (45-11)	60/248	708021-1	
44469	44468	74464-5X	3:27 (49-15)	35/194 IFS	707170-4X	Discontinued
44765	46636	75222-5X	3:73 (41-11)	44/216	707381-4X	
44805	44438	74436-5X	3:07 (43-14)	44/216 ICA	-	OEM only
44813	44812	74711-5X	3:73 (41-11)	35/194 IFS	707359-3X	
44841	44840	74680-5X	4:63 (37-08)	80/286	707361-1X	707361-3X
45565	45564	74720-5X	4:10 (41-10)	44/216	707338-5X	707309-1X
45565	45564	74720-5X	4:10 (41-10)	44/216	-	
46132	46131	75136-5X	3:55 (39-11)	35/194	707244-7X	
46132	46131	75136-5X	3:55 (39-11)	35/194	-	
46136	46135	75137-5X	3:73 (41-11)	35/194	707244-8X	
46182	46135	76281-7	3:73 (41-11)	Super 35/198	-	
46210	46209	75180-5X	4:09 (45-11)	60/248	707345-2X	708009-2
46216	45736	74948-5X	3:55 (39-11)	60/248	706033-15X	
46216	46215	75185-5X	3:55 (39-11)	60/248	707345-1X	708009-1
46216	46215	75185-5X	3:55 (39-11)	60/248	708009-1	
46216	46215	75185-5X	3:55 (39-11)	60/248	708009-3	708009-1
46216	46215	75185-5X	3:55 (39-11)	60/248	708148-1	708009-1+parts
46216	46215	75185-5X	3:55 (39-11)	60/248	75185-5x	
46216	46215	75185-5X	3:55 (39-11)	60/248	-	
46257	46256	75248-5X	4:10 (41-10)	60/248	708009-2	
46257	46256	75248-5X	4:10 (41-10)	60/248	708009-4	

Listed By Ring Gear Number

Ring Gear Number	Pinion Number	Gear Set & Pinion Nut Number	Ratio & Tooth Combination	Model	Ring Gear & Pinion Kit	Ring Gear & Pinion Kit Replaced By
46257	46256	75248-5X	4:10 (41-10)	60/248	708148-2	
46257	46256	75248-5X	4:10 (41-10)	60/248	-	
46542	46541	75402-5X	3:07 (43-14)	44/216 ICA	-	Discontinued
46638	46637	74855-5X	3:55 (39-11)	44/216	707381-3X	
46638	47238	75861-5X	3:55 (39-11)	44/216	-	
46684	46683	75493-5X	4:10 (41-10)	35/194 IFS	707359-4X	
46745	46744	75518-5X	3:45 (38-11)	44/216 ICA	-	Discontinued
46927	46926	75599-5X	4:10 (41-10)	35/194 IFS	707359-4X	
46976	44840	75619-5X	4:63 (37-08)	80/286	707361-3X	
46976	44840	75619-5X	4:63 (37-08)	80/286	-	
46978	44842	75621-5X	5:13 (41-08)	80/286	707361-4X	
47204	47203	75812-5X	3:21 (45-14)	35/194 IFS	-	Discontinued
47206	47205	75813-5X	3:92 (47-12)	35/194 IFS	-	Discontinued
47533	47532	75999-5X	4:10 (41-10)	70/267	707407-1X	708126-3
47533	47532	75999-5X	4:10 (41-10)	70/267	707482-1X	
47533	47532	75999-5X	4:10 (41-10)	70/267	708015-2	
47533	47532	75999-5X	4:10 (41-10)	70/267	708015-5	
47533	47532	75999-5X	4:10 (41-10)	70/267	708126-1	708126-3
47533	47532	75999-5X	4:10 (41-10)	70/267	708149-2	
47609	47608	76047-5X	4:10 (41-10)	60/248	706033-16X	
47609	47608	76047-5X	4:10 (41-10)	60/248	707424-5	76047-5X
47609	47608	76047-5X	4:10 (41-10)	60/248	707430-3X	708125-5
47609	47608	76047-5X	4:10 (41-10)	60/248	708124-3	708125-5
47609	47608	76047-5X	4:10 (41-10)	60/248	708125-5	
47609	47608	76047-5X	4:10 (41-10)	60/248	-	
47609	47608	84226-5	4:10 (41-10)	60/248	-	
47682	47683	76086-5X	3:73 (41-11)	60/248	707424-2X	708125-4
47682	47683	76086-5X	3:73 (41-11)	60/248	708125-1	708125-4
47684	47685	76087-5X	4:09 (45-11)	60/248	707424-3X	708125-5
47686	47687	76088-5X	3:55 (39-11)	60/248	706033-15X	
47686	47687	76088-5X	3:55 (39-11)	60/248	707430-1X	708125-6
47686	47687	76088-5X	3:55 (39-11)	60/248	708124-1	708125-6
47686	47687	76088-5X	3:55 (39-11)	60/248	708125-6	
47688	47689	76089-5X	3:73 (41-11)	60/248	706033-2X	
47688	47689	76089-5X	3:73 (41-11)	60/248	707424-2X	
47688	47689	76089-5X	3:73 (41-11)	60/248	707430-2X	708125-4
47688	47689	76089-5X	3:73 (41-11)	60/248	708124-2	708125-4
47688	47689	76089-5X	3:73 (41-11)	60/248	708125-4	
47688	47689	76089-5X	3:73 (41-11)	60/248	-	
47688	47689	84227-5	3:73 (41-11)	60/248	-	
47841	47839	76128-5X	4:30 (43-10)	80/286	707476-3X	708120-7
47841	47839	80584-5	4:30 (43-10)	80/286	707476-8	708120-7
47846	47845	76138-5X	4:88 (39-08)	80/286	707476-4X	708120-10
47846	47845	76138-5X	4:88 (39-08)	80/286	-	
47902	47903	76127-5X	3:73 (41-11)	50/229	707474-1X	76127-5X
47902	47903	76127-5X	3:73 (41-11)	50/229	708122-1	76127-5X
47902	47903	76127-5X	3:73 (41-11)	50/229	-	
47906	47907	76136-5X	4:30 (43-10)	50/229	707474-3X	76136-5X

RING GEAR AND PINION SETS

Listed By Ring Gear Number

Ring Gear Number	Pinion Number	Gear Set & Pinion Nut Number	Ratio & Tooth Combination	Model	Ring Gear & Pinion Kit	Ring Gear & Pinion Kit Replaced By
47906	47907	76136-5X	4:30 (43-10)	50/229	708122-3	72136-5X
47906	47907	76136-5X	4:30 (43-10)	50/229	-	
47914	47915	76160-5X	4:30 (43-10)	60/248	707475-3X	
47914	47915	76160-5X	4:30 (43-10)	60/248	708123-3	
47918	47919	76161-5X	3:73 (41-11)	60/248	707475-1X	
47918	47919	76161-5X	3:73 (41-11)	60/248	708123-1	2007117
47921	47922	76163-5X	4:88 (39-08)	60/248	707475-4X	
47921	47922	76163-5X	4:88 (39-08)	60/248	708123-4	
47925	47926	76164-5X	5:38 (43-08)	60/248	707475-5X	
47925	47926	76164-5X	5:38 (43-08)	60/248	708123-5	
48101	48100	76256-5X	3:73 (41-11)	80/286	707476-1X	708120-5
48101	48100	80582-5	3:73 (41-11)	80/286	707476-6	708120-5
48103	48102	80583-5	4:10 (41-10)	80/286	707361-12X	
48103	48102	76257-5X	4:10 (41-10)	80/286	707476-2X	708120-6
48103	48102	80583-5	4:10 (41-10)	80/286	707476-7	708120-6
48105	48104	76258-5X	5:38 (43-08)	80/286	707476-5X	708120-11
48144	48665	76542-5X	3:73 (41-11)	Super 44/226	-	
48181	46131	76280-5X	3:55 (39-11)	Super 35/198	-	84214-5
48181	46131	76280-6	3:55 (39-11)	35/194	-	84214-5
48182	46135	76281-5X	3:73 (41-11)	Super 35/198	-	84215-5
48182	46135	76281-6	3:73 (41-11)	Super 35/198	-	84215-5
48382	48393	76385-5X	3:55 (39-11)	Super 30/186	707344-8X	
48382	48393	76385-5X	3:55 (39-11)	30/181	708132-2	
48382	48393	76385-5X	3:55 (39-11)	Super 30/186	-	
48386	48395	76386-5X	3:73 (41-11)	Super 30/186	707344-4X	
48386	48395	76386-5X	3:73 (41-11)	Super 30/186	708132-4	
48386	51015	84004-5	3:73 (41-11)	Super 30/186	-	
48390	51019	84006-5	4:10 (41-10)	Super 30/186	-	
48625	48626	76509-5X	4:56 (41-09)	70/267	707482-2X	Discontinued
48738	48737	76568-5X	3:54 (46-13)	70/267	708015-4	
48738	48737	76568-5X	3:54 (46-13)	70/267	708149-1	
49156	46683	76793-5X	4:10 (41-10)	Super 35/198	-	
49605	43982	80175-5	3:55 (39-11)	30/181	707344-10X	707344-8X
49613	49612	80177-5	3:91 (43-11)	Super 30/186	-	
49613	51017	84005-5	3:91 (43-11)	Super 30/186	-	
49626	49625	80186-5	3:91 (43-11)	Super 44/226	-	Discontinued
49816	49815	80299-5	3:55 (39-11)	Super 30/186	708098-2	
49818	49817	80300-5	3:73 (41-11)	Super 30/186	708098-3	
50077	50076	80417-5	4:56 (41-09)	70/267	708074-2	
50081	50080	80418-5	4:10 (41-10)	70/267	708074-1	
50481	42119	80613-5	4:11 (37-09)	35/194	-	80613-6
50481	42119	80613-6	4:11 (37-09)	35/194	-	
50547	50546	80649-5	3:73 (41-11)	80/286	707476-9	708120-5
50551	50550	80650-5	4:10 (41-10)	80/286	707476-10	708120-6
50551	50550	80650-5	4:10 (41-10)	80/286	708120-6	
50555	50554	80651-5	4:30 (43-10)	80/286	707476-11	708120-7
50555	50554	80651-5	4:30 (43-10)	80/286	708120-7	
50555	50554	80651-5	4:30 (43-10)	80/286	-	

Listed By Ring Gear Number

Ring Gear Number	Pinion Number	Gear Set & Pinion Nut Number	Ratio & Tooth Combination	Model	Ring Gear & Pinion Kit	Ring Gear & Pinion Kit Replaced By
50733	46541	80739-5	3:07 (43-14)	44/216 ICA	-	
51009	51007	84002-5	4:88 (39-08)	80/286	707476-12	708120-10
51009	51007	84002-5	4:88 (39-08)	80/286	708120-10	
51013	51011	84003-5	5:38 (43-08)	80/286	707476-13	708120-11
51013	51011	84003-5	5:38 (43-08)	80/286	708120-11	
51112	51021	84032-5	3:55 (39-11)	Super 30/186	-	Discontinued
51113	51055	84033-5	3:73 (41-11)	Super 30/186	-	Discontinued
51143	51142	84046-5	3:55 (39-11)	Super 30/186	2004628-1	Discontinued
51143	51142	84046-5	3:55 (39-11)	Super 30/186	708098-2	
51149	51148	84048-5	3:73 (41-11)	Super 30/186	2004628-2	Discontinued
51149	51148	84048-5	3:73 (41-11)	Super 30/186	708098-3	
51172	51171	84055-5	4:10 (41-10)	70/267	708074-1	
51172	51171	84055-5	4:10 (41-10)	70/267	708074-3	84055-5
51172	51171	84055-5	4:10 (41-10)	70/267	708127-1	
51172	51171	84055-5	4:10 (41-10)	Super 70/273	-	
51177	51176	84057-5	4:56 (41-09)	70/267	708074-2	708074-5
51177	51176	84057-5	4:56 (41-09)	70/267	708074-4	84057-5
51177	51176	84057-5	4:56 (41-09)	70/267	708127-2	
51177	51176	84057-5	4:56 (41-09)	Super 70/273	-	
51208	52899	84073-5	3:55 (39-11)	Super 44/226	-	
51300	42827	84118-5	3:07 (43-14)	35/194	-	
51327	51326	84171-5	4:30 (43-10)	Super 30/186	708098-5	
51403	51402	84212-5	3:73 (41-11)	Super 44/226	-	
51405	51404	84213-5	3:91 (43-11)	Super 44/226	-	
51407	51406	84214-5	3:55 (39-11)	Super 35/198	-	
51409	51408	84215-5	3:73 (41-11)	Super 35/198	-	
51888	51887	84431-5	3:73 (41-11)	Super 70/273	-	
51965	51964	84459-5	3:73 (41-11)	60/248	-	76089-5X
52406	2006205	2006105-5	2:94 (47-16)	205	-	
52406	52405	84622-5	2:94 (47-16)	205	-	
52526	52525	84673-5	3:73 (41-11)	Super 60/256	2005573	2007117
52531	52530	84674-5	4:10 (41-10)	Super 60/256	2007118	
52531	52530	84674-5	4:10 (41-10)	60/248	707475-2X	
52535	52534	84675-5	4:30 (43-10)	Super 60/256	-	
52539	52538	84676-5	4:88 (39-08)	60/248	707475-4X	
52539	52538	84676-5	4:88 (39-08)	Super 60/256	708233-4	
52544	52543	84677-5	5:39 (43-08)	60/248	707475-5X	
52544	52543	84677-5	5:38 (43-08)	Super 60/256	708233-5	
52673	52672	84746-5	3:36 (47-14)	205	84746-5	2004946
52673	2006206	2006106-5	3:36 (47-14)	205	-	
52775	2002552	2002551-5	2:94 (47-16)	Super 44/226	-	
52790	2002557	2002556-5	3:36 (47-14)	Super 44/226	-	
52975	52974	2015860	4:10 (41-10)	70/267	-	
52975	52974	84846-5	4:10 (41-10)	70/267	707482-1X	
52975	52974	84846-5	4:10 (41-10)	70/267	708126-3	
53059	53058	84868-5	5:13 (41-08)	80/286	707060-4X	
53059	53058	84868-5	5:13 (41-08)	80/286	707361-6X	
53059	53058	84868-5	5:13 (41-08)	80/286	-	

RING GEAR AND PINION SETS

Listed By Ring Gear Number

Ring Gear Number	Pinion Number	Gear Set & Pinion Nut Number	Ratio & Tooth Combination	Model	Ring Gear & Pinion Kit	Ring Gear & Pinion Kit Replaced By
53427	53426	85071-5	4:56 (41-09)	35/194	-	
53464	53463	85072-5	4:56 (41-09)	30/181	708132-5	
53495	53494	85098-5	5:13 (41-08)	Super 70/273	-	
53531	45564	85106-5	4:10 (41-10)	44/216	-	85106-6
53531	45564	85106-6	4:10 (41-10)	44/216	-	
54321	54320	85463	3:55 (39-11)	Super 60/256	2009523	
54557	2006273	2006272-5	3:69 (48-13)	Super 44/226	-	
54561	2002562	2002561-5	3:13 (47-15)	Super 44/226	-	
54566	2002567	2002566-5	3:54 (46-13)	Super 44/226	-	
55637	2005019	2005018-5	3:55 (39-11)	Super 30/186	-	
55641	2005028	2005027-5	4:10 (41-10)	Super 30/186	-	
55643	2005016	2005015-5	3:21 (45-14)	Super 30/186	-	OEM only
78738	48737	76568-5X	3:54 (46-13)	70/267	708015-1	
620002	620001	660002	3:00 (45-15)	44/216	707240-2X	Discontinued
620095	620094	660069-5	3:54 (46-13)	60/248	700020-1	
620095	2004200	2004110	3:54 (46-13)	60/248	708233-6	
620108	620107	660071	4:10 (41-10)	60/248	700020-2	
620108	47912	76159-5X	4:10 (41-10)	60/248	707475-2X	
620108	47912	76159-5X	4:10 (41-10)	60/248	708123-2	708233-2
620108	47912	76159-5X	4:10 (41-10)	60/248	708233-2	
620224	620223	660150-5	3:42 (41-12)	44/216	700025-3	Discontinued
620481	620480	660319-5	4:10 (41-10)	50/229	-	
620481	620480	660319-5	4:10 (41-10)	50/229 IFS	707239-2X	
620481	620480	660319-5	4:10 (41-10)	50/229	707474-2X	660319-5
620481	620480	660319-5	4:10 (41-10)	50/229	708122-2	
620511	620510	660231-5	3:54 (46-13)	50/229 IFS	707239-1X	Discontinued
620576	620575	660405	2:94 (47-16)	44/216	700025-7	Discontinued
620664	620663	660465-5	2:72 (49-18)	30/181	700128-2	Discontinued
620858	620857	660529-5	3:08 (40-13)	28/174 IFS	707080-1X	Discontinued
621058	621057	660593-5	3:45 (38-11)	28/174 IFS	707080-2X	Discontinued
2001813	2001812	2001811-5	4:56 (41-09)	60/248	-	OEM only
2002215	2005022	2005021-5	3:73 (41-11)	Super 30/186	-	
2002674	2005025	2005024-5	4:10 (41-10)	44/216	-	
2002684	2002671	2002670-5	4:10 (41-10)	Super 70/273	-	
2003489	2003503	2003488-5	3:73 (41-11)	Super 44/226	-	
2005041	2005040	2005044	3:55 (39-11)	Super 30/186	2005046-1	
2005041	2005040	2005044	3:55 (39-11)	Super 30/186	708098-2	
2005043	2005042	2005045	3:73 (41-11)	Super 30/186	2005046-2	OEM only
2005043	2005042	2005045	3:73 (41-11)	Super 30/186	708098-3	
2005630	2005869	2005868	3:73 (41-11)	Super 60/256	-	84673
2005635	2005872	2005871	4:10 (41-10)	Super 60/256	-	
2007773	2005117	2007772-5	4:10 (41-10)	Super 44/226	-	
2007775	2005115	2007774-5	3:21 (45-14)	Super 44/226	-	
2008689	2003503	2008688-5	3:73 (41-11)	Super 44/226	-	
2009350	2009351	2009352-5	4:10 (41-10)	Super 70/273	-	
2012183	2012184	2012182	3:31 (43-13)	Super 60/256	2012567	OEM only
2013463	2005869	2013462	3:73 (41-11)	Super 60/256	2007117	
2013463	2005869	2013462	3:73 (41-11)	60/248	707475-1X	

RING GEAR AND PINION SETS

Listed By Ring Gear Number

Ring Gear Number	Pinion Number	Gear Set & Pinion Nut Number	Ratio & Tooth Combination	Model	Ring Gear & Pinion Kit	Ring Gear & Pinion Kit Replaced By
2013527	50550	2013526	4:10 (41-10)	80/286	707361-12X	
2013527	50550	2013526	4:10 (41-10)	80/286	708026-2	
2013527	50550	2013526	4:10 (41-10)	80/286	708026-4	
2013527	50550	2013526	4:10 (41-10)	80/286	708120-6	
2013527	50550	2013526	4:10 (41-10)	80/286	708150-2	
2013539	51176	2013538	4:56 (41-09)	70/267	708074-4	
2013539	51176	2013538	4:56 (41-09)	70/267	708074-5	
2013743	2013744	2013742-5	3:73 (41-11)	44/216	-	
2015274	2015275	2015273-5	3:07 (43-14)	Super 30/186	-	
2015358	52534	2015357	4:30 (43-10)	60/248	707475-3X	
2015358	52534	2015357	4:30 (43-10)	Super 60/256	708233-3	
2018598	50546	2018597	3:73 (41-11)	80/286	708120-5	
2018738	2018739	2018737	4:56 (41-09)	Super 44/226	-	
2018748	2018749	2018747	4:90 (49-10)	Super 44/226	-	
2018757	2018758	2018756	5:13 (41-08)	Super 44/226	-	
2019215	2019216	2019214	4:88 (39-08)	60/248	-	
2019218	2019219	2019217-5	5:11 (46-09)	60/248	-	

RING GEAR AND PINION SETS

Listed By Pinion Number

Pinion Number	Ring Gear Number	Gear Set & Pinion Nut Number	Ratio & Tooth Combination	Model	Ring Gear & Pinion Kit	Ring Gear & Pinion Kit Replaced By
31488	18445	22104-5X	3:92 (47-12)	44/216	-	
31488	18445	22104-5X	3:92 (47-12)	44/216	706017-11X	
31488	18445	22104-5X	3:92 (47-12)	44/216	707020-5X	
31488	18445	22104-5X	3:92 (47-12)	44/216	707338-2X	
31491	18679	22105-5X	4:55 (50-11)	44/216	706017-21X	
31491	18679	22105-5X	4:55 (50-11)	44/216	706017-6X	706017-21X
31492	30060	22106-5X	3:07 (43-14)	44/216	-	
31492	30060	22106-5X	3:07 (43-14)	44/216	706017-1X	
31492	30060	22106-5X	3:07 (43-14)	44/216 ICA	706755-4X	Discontinued
31492	30060	22106-5X	3:07 (43-14)	44/216 ICA	706800-2X	22106-5X
31766	18530	22404-5X	5:38 (43-08)	44/216	706017-8X	
32072	18515	22736-5X	3:73 (41-11)	44/216	-	
32072	18515	22736-5X	3:73 (41-11)	44/216	706017-4X	
32072	18515	22736-5X	3:73 (41-11)	44/216 ICA	706755-3X	Discontinued
32073	18520	22745-5X	4:09 (45-11)	44/216	706017-5X	
32073	18520	22745-5X	4:09 (45-11)	44/216	707020-4X	
32073	18520	22745-5X	4:09 (45-11)	44/216	707338-3X	
32082	31962	22752-1X	6:17 (37-06)	70/267	706048-9X	Discontinued
32082	31962	22752-1X	6:17 (37-06)	70/267	706091-9X	Discontinued
32171	18437	22856-5X	3:54 (46-13)	44/216	-	
32171	18437	22856-5X	3:54 (46-13)	44/216	706017-3X	
32171	18437	22856-5X	3:54 (46-13)	44/216 ICA	706755-2X	Discontinued
32171	18437	22856-5X	3:54 (46-13)	44/216	707020-3X	706017-3X
32171	18437	22856-5X	3:54 (46-13)	44/216	707338-1X	
32359	18450	23064-5X	4:27 (47-11)	44/216	706017-10X	
32367	18525	23053-5X	4:89 (44-09)	44/216	706017-7X	Discontinued
32830	18426	23592-5X	3:31 (43-13)	44/216	706017-2X	
32830	18426	23592-5X	3:31 (43-13)	44/216 ICA	706755-1X	Discontinued
32973	30706	23713-5X	5:89 (53-09)	44/216	706017-9X	
32979	32951	23719-5X	4:56 (41-09)	30/181	706503-5X	Discontinued
32980	32906	23721-5X	4:10 (41-10)	30/181	706000-4X	
32980	32906	23721-5X	4:10 (41-10)	30/181	706503-4X	
32981	32934	23723-5X	3:07 (43-14)	30/181	700128-1	Discontinued
32981	32934	23723-5X	3:07 (43-14)	30/181	706000-10X	23723-5X
32981	32934	23723-5X	3:07 (43-14)	30/181	706503-10X	23723-5X
33216	33217	23770-5X	3:31 (43-13)	30/181	706000-1X	Discontinued
33216	33217	23770-5X	3:31 (43-13)	30/181	706503-1X	Discontinued
33250	32957	23820-5X	3:54 (46-13)	30/181	700128-6	Discontinued
33250	32957	23820-5X	3:54 (46-13)	30/181	706000-2X	Discontinued
33250	32957	23820-5X	3:54 (46-13)	30/181	706503-2X	
33439	33431	23979-5X	4:88 (39-08)	30/181	706000-6X	Discontinued
33439	33431	23979-5X	4:88 (39-08)	30/181	706503-6X	Discontinued
33673	33428	24977-5X	4:27 (47-11)	30/181	706000-8X	
33673	33428	24977-5X	4:27 (47-11)	30/181	706503-8X	
33843	33844	24638-5X	3:54 (46-13)	44/216	707240-6X	Discontinued
33843	33844	24638-5X	3:54 (46-13)	44/216 IFS	707283-6X	Discontinued
33849	33850	24649-5X	4:09 (45-11)	44/216	707240-9X	
33849	33850	24649-5X	4:09 (45-11)	44/216 IFS	707283-9X	

Listed By Pinion Number

Pinion Number	Ring Gear Number	Gear Set & Pinion Nut Number	Ratio & Tooth Combination	Model	Ring Gear & Pinion Kit	Ring Gear & Pinion Kit Replaced By
34017	30360	24807-5X	4:10 (41-10)	60/248	706033-3X	
34017	30360	24807-5X	4:10 (41-10)	60/248	706660-3X	706033-3X
34017	39300	70908-5X	4:10 (41-10)	61	706661-9X	
34017	30360	24807-5X	4:10 (41-10)	60/248	706807-4X	
34017	30360	24807-5X	4:10 (41-10)	60/248	706834-4X	
34023	32503	24813-5X	3:54 (46-13)	60/248	706033-1X	
34023	32503	24813-5X	3:54 (46-13)	60/248	706660-1X	706033-1X
34023	39211	70837-5X	3:54 (46-13)	61	706661-6X	Discontinued
34023	32503	24813-5X	3:54 (46-13)	60/248	706807-2X	706033-1X
34023	32503	24813-5X	3:54 (46-13)	60/248	706834-2X	706033-1X
34172	30316	25127-5X	4:56 (41-09)	60/248	706033-4X	
34172	39299	70907-5X	4:56 (41-09)	61	706661-8X	Discontinued
34172	39299	70907-5X	4:56 (41-09)	60/248	-	
34383	30268	25334-5X	4:88 (39-08)	60/248	706033-5X	Discontinued
34410	34411	25330-5X	3:50 (42-12)	30/181	706503-14X	Discontinued
34483	30841	25184-5X	4:78 (43-09)	44/216	706017-12X	Discontinued
34507	34508	25538-5X	3:73 (41-11)	60/248	706033-2X	76089-5X
34507	37875	29420-5X	3:73 (41-11)	61	706396-4X	Discontinued
34507	34508	25538-5X	3:73 (41-11)	60/248	706660-2X	706033-2X
34507	34508	25538-5X	3:73 (41-11)	60/248	706807-3X	
34507	34508	25538-5X	3:73 (41-11)	60/248	706834-3X	706033-2X
34546	34808	25965-1X	4:88 (39-08)	70/267	706048-4X	706999-8X
34546	34808	25965-1X	4:88 (39-08)	70/267	706061-4X	706999-8X
34546	30794	25608-1X	4:88 (39-08)	70/267	706091-3X	Discontinued
34547	34810	25966-1X	5:13 (41-08)	70/267	706048-5X	706999-9X
34547	34810	25966-1X	5:13 (41-08)	70/267	706061-5X	706999-9X
34547	31169	25609-1X	5:13 (41-08)	70/267	706091-4X	Discontinued
34549	34842	26013-1X	4:56 (41-09)	70/267	706048-3X	706999-6X
34549	34842	26013-1X	4:56 (41-09)	70/267	706061-3X	706999-6X
34549	34110	25611-1X	4:56 (41-09)	70/267	706091-2X	706997-2X
34550	34840	26010-1X	4:10 (41-10)	70/267	706048-2X	706999-4X
34550	34840	26010-1X	4:10 (41-10)	70/267	706061-2X	706999-4X
34550	31711	25612-1X	4:10 (41-10)	70/267	706091-1X	706997-1X
34715	34812	25967-1X	5:86 (41-07)	70/267	706048-6X	706999-10X
34715	34812	25967-1X	5:86 (41-07)	70/267	706061-6X	706999-10X
34715	34714	25782-1X	5:86 (41-08)	70/267	706091-5X	Discontinued
34715	34812	25967-1X	5:86 (41-07)	70/267	706905-5X	706999-10X
34718	34717	25784-5X	5:86 (41-07)	60/248	706033-6X	
34814	34815	25968-1X	6:17 (37-06)	70/267	706048-7X	706999-12X
34814	34815	25968-1X	6:17 (37-06)	70/267	706061-7X	706999-12X
34814	31962	26031-1X	6:17 (37-06)	70/267	706091-6X	Discontinued
34836	34837	26008-1X	3:73 (41-11)	70B 70HD	706048-1X	706999-2X
34836	38132	29715-1X	3:73 (41-11)	70/267	706048-10X	Discontinued
34836	34837	26008-1X	3:73 (41-11)	70/267	706061-1X	706999-2X
35116	35307	26636-1X	7:17 (43-06)	70/267	706048-8X	706999-14X
35116	35307	26636-1X	7:17 (43-06)	70/267	706061-8X	706999-14X
35116	32742	26355-1X	7:17 (43-06)	70/267	706091-7X	706997-7X
35425	33953	26756-5X	7:17 (43-06)	60/248	706033-8X	

RING GEAR AND PINION SETS

Listed By Pinion Number

Pinion Number	Ring Gear Number	Gear Set & Pinion Nut Number	Ratio & Tooth Combination	Model	Ring Gear & Pinion Kit	Ring Gear & Pinion Kit Replaced By
35658	32626	26628-5X	6:17 (37-06)	60/248	706033-7X	
35681	35682	26994-5X	5:13 (41-08)	60/248	706033-9X	Discontinued
35977	35978	27305-1X	5:86 (41-07)	70/267	706061-9X	706999-11X
35977	35978	27305-1X	5:86 (41-07)	70/267	706600-9X	706999-11X
36210	36211	27518-5X	5:38 (43-08)	60/248	706033-10X	Discontinued
36773	38133	29716-5X	3:07 (43-14)	61	706396-5X	Discontinued
36786	36787	28305-5X	3:31 (43-13)	61	706396-1X	Discontinued
36786	36787	28305-5X	3:31 (43-13)	61	706661-1X	Discontinued
37244	37245	28744-5X	3:23 (42-13)	44/216	706017-16X	Discontinued
37244	37245	28744-5X	3:23 (42-13)	44/216 ICA	706755-6X	Discontinued
37244	37245	28744-5X	3:23 (42-13)	44/216	707020-2X	Discontinued
37258	37259	28769-5X	3:50 (42-12)	44/216	707240-5X	Discontinued
37767	37768	29244-5X	3:73 (41-11)	30/181	706000-3X	
37767	37768	29244-5X	3:73 (41-11)	30/181	706503-3X	
37791	37792	71771-5X	2:87 (43-15)	44/216	706017-18X	Discontinued
37863	37864	29376-5X	3:54 (46-13)	30/181	706503-2X	
38633	38634	70169-5X	2:72 (49-18)	44/216	706017-19X	Discontinued
39063	39064	70618-5X	3:91 (43-11)	30/181	706000-14X	Discontinued
39069	39070	70610-1X	6:17 (37-06)	70/267	706600-12X	706999-13X
39158	39159	70741-1X	7:17 (43-06)	70/267	706061-10X	706999-15X
39158	39159	70741-1X	7:17 (43-06)	70/267	706600-10X	706999-15X
39234	39235	70853-5X	3:33 (50-15)	60/248	706660-9X	Discontinued
39234	39235	70853-5X	3:33 (50-15)	60/248	706807-1X	Discontinued
39234	39235	70853-5X	3:33 (50-15)	60/248	706834-1X	Discontinued
39264	39265	70870-5X	3:07 (43-14)	61	706808-3X	Discontinued
39264	39265	70870-5X	3:07 (43-14)	61	706835-3X	Discontinued
39274	39275	70874-1X	4:56 (41-09)	70/267	706048-12X	Discontinued
39276	39277	70875-1X	4:10 (41-10)	70/267	706048-11X	706999-4X
39286	39287	70891-1X	3:54 (46-13)	70/267	706600-13X	706999-1X
39551	39552	71196-5X	3:00 (45-15)	61	706661-10X	Discontinued
39551	39552	71196-5X	3:00 (45-15)	61	706808-2X	Discontinued
39551	39552	71196-5X	3:00 (45-15)	61	706835-2X	Discontinued
39733	39734	71315-5X	4:56 (41-09)	30/181	706503-5X	Discontinued
39828	39829	71350-5X	3:31 (43-13)	30/181	700128-5	Discontinued
39828	39829	71350-5X	3:31 (43-13)	30/181	706503-1X	
40216	38634	71528-5X	2:72 (49-18)	44/216 ICA	706755-8X	Discontinued
40395	40396	71706-5X	4:10 (41-10)	28/174 IFS	707080-4X	Discontinued
40440	40442	71730-5X	3:73 (41-11)	28/174 IFS	707080-3X	Discontinued
40482	40483	71762-5X	3:07 (43-14)	44/216	707240-3X	Discontinued
40482	40483	71762-5X	3:07 (43-14)	44/216 IFS	707283-3X	Discontinued
40484	37792	71771-5X	2:87 (43-15)	44/216 ICA	706755-9X	Discontinued
40626	40627	71863-5X	3:73 (41-11)	30/181	706930-5X	
40626	40627	71863-5X	3:73 (41-11)	30/181	708133-1	
40628	40629	71864-5X	4:10 (41-10)	30/181	706930-4X	
40632	40633	71866-5X	4:56 (41-09)	30/181	706930-6X	
40785	40786	72002-5X	3:31 (43-13)	30/181	706930-3X	Discontinued
40789	40790	72003-5X	3:07 (43-14)	30/181	706930-2X	
40936	40837	72038-5X	2:35 (47-20)	30/181	700128-7	Discontinued

RING GEAR AND PINION SETS

Listed By Pinion Number

Pinion Number	Ring Gear Number	Gear Set & Pinion Nut Number	Ratio & Tooth Combination	Model	Ring Gear & Pinion Kit	Ring Gear & Pinion Kit Replaced By
40956	30794	72147-5X	4:88 (39-08)	70/267	706997-3X	Discontinued
40956	34808	72148-5X	4:88 (39-08)	70/267	706998-5X	
40956	34808	72148-5X	4:88 (39-08)	70/267	706999-8X	
40957	31169	72149-5X	5:13 (41-08)	70/267	706997-4X	Discontinued
40957	34810	72150-5X	5:13 (41-08)	70/267	706998-6X	72150-5X
40957	34810	72150-5X	5:13 (41-08)	70/267	706999-9X	
40958	34110	72151-5X	4:56 (41-09)	70/267	706997-2X	
40958	34842	72152-5X	4:56 (41-09)	70/267	706998-4X	
40958	34842	72152-5X	4:56 (41-09)	70/267	706999-6X	
40958	42245	73032-5X	4:56 (41-09)	70/267	707055-3X	
40959	31711	72153-5X	4:10 (41-10)	70/267	706997-1X	
40959	34840	72154-5X	4:10 (41-10)	70/267	706998-3X	72154-5X
40959	34840	72154-5X	4:10 (41-10)	70/267	706999-4X	
40960	34714	72155-5X	5:86 (41-07)	70/267	706997-5X	Discontinued
40960	34812	72156-5X	5:86 (41-07)	70/267	706999-10X	
40961	31962	72158-5X	6:17 (37-06)	70/267	706997-6X	Discontinued
40961	34815	72157-5X	6:17 (37-06)	70/267	706999-12X	
40962	34837	72159-5X	3:73 (41-11)	70/267	706998-2X	
40962	34837	72159-5X	3:73 (41-11)	70/267	706999-2X	
40962	38132	72160-5X	3:73 (41-11)	70/267	706999-3X	72160-5X
40963	32742	72161-5X	7:17 (43-06)	70/267	706997-7X	Discontinued
40963	44065	74253-5X	7:17 (43-06)	70/267	706998-14X	Discontinued
40963	35307	72162-5X	7:17 (43-06)	70/267	706998-9X	
40963	35307	72162-5X	7:17 (43-06)	70/267	706999-14X	
40964	35978	72163-5X	5:86 (41-07)	70/267	706999-11X	
40965	39070	72164-5X	6:17 (37-06)	70/267	706999-13X	
40966	39159	72165-5X	7:17 (43-06)	70/267	706998-10X	Discontinued
40966	39159	72165-5X	7:17 (43-06)	70/267	706999-15X	
40967	39275	72166-5X	4:56 (41-09)	70/267	706999-7X	72166-5X
40968	39277	72167-5X	4:10 (41-10)	70/267	706999-5X	Discontinued
40969	39287	72168-5X	3:54 (46-13)	70/267	706998-1X	
40969	39287	72168-5X	3:54 (46-13)	70/267	706999-1X	
41078	38133	72264-5X	3:07 (43-14)	61	706661-11X	Discontinued
41182	18426	72386-5X	3:31 (43-13)	44/216 F-CAR	706990-1X	Discontinued
41183	18520	72387-5X	4:09 (45-11)	44/216 F-CAR	706990-2X	Discontinued
41336	18445	72459-5X	3:92 (47-12)	44/216 F-CAR	706990-3X	Discontinued
41372	41466	72504-5X	3:31 (43-13)	36/200 ICA	706870-6X	Discontinued
41372	41466	72504-5X	3:31 (43-13)	36/200 ICA	-	Discontinued
41467	41474	72505-5X	3:07 (43-14)	36/200 ICA	706870-5X	Discontinued
41467	41474	72505-5X	3:07 (43-14)	36/200 ICA	-	Discontinued
41475	41476	72587-5X	2:73 (41-15)	36/200 ICA	-	Discontinued
41546	41547	72623-5X	4:10 (41-10)	30/181	706000-4X	
41546	41547	72623-5X	4:10 (41-10)	30/181	706503-4X	
41724	41725	72719-5X	3:07 (43-14)	44/216 ICA	-	Discontinued
41898	41902	72668-5X	2:59 (44-17)	36/200 ICA	-	
41982	42720	73381-5X	3:31 (43-13)	35/194	707244-2X	Discontinued
41982	41983	72896-5X	3:31 (43-13)	35/194	-	Discontinued
42115	42721	73382-5X	4:56 (41-09)	35/194	707244-5X	

RING GEAR AND PINION SETS

Listed By Pinion Number

Pinion Number	Ring Gear Number	Gear Set & Pinion Nut Number	Ratio & Tooth Combination	Model	Ring Gear & Pinion Kit	Ring Gear & Pinion Kit Replaced By
42115	42721	73382-5X	4:56 (41-09)	35/194 IFS	707359-5X	
42119	42722	73383-5X	4:11 (37-09)	35/194	707244-4X	
42119	42120	72932-5X	4:11 (37-09)	35/194	-	Discontinued
42119	50481	80613-5	4:11 (37-09)	35/194	-	80613-6
42119	50481	80613-6	4:11 (37-09)	35/194	-	
42123	42124	72933-5X	3:54 (46-13)	35/194	-	Discontinued
42127	42128	72934-5X	3:08 (40-13)	35/194	-	
42131	42132	72935-5X	2:73 (41-15)	35/194	-	Discontinued
42143	42724	73385-5X	3:73 (41-11)	35/194 IFS	707359-3X	
42143	42144	72938-5X	3:73 (41-11)	35/194	-	Discontinued
42161	42162	72950-5X	3:54 (46-13)	44/216 F-CAR	-	Discontinued
42190	42336	73105-5X	3:07 (43-14)	70/267	706998-13X	Discontinued
42237	42238	73029-5X	3:42 (41-12)	70/267	707055-2X	Discontinued
42250	42251	73039-5X	3:73 (41-11)	30/181	706000-20X	Discontinued
42309	42310	73093-5X	2:72 (49-18)	30/181	706930-7X	Discontinued
42385	42162	73134-5X	3:54 (46-13)	44/216 ICA	-	Discontinued
42419	42420	80730	4:63 (37-08)	80/286	707060-1X	
42419	42420	80730-5	4:63 (37-08)	80/286	707060-1X	
42419	42420	73167-5X	4:63 (37-08)	80/286	707060-12X	707060-1X
42419	42420	80730-5	4:63 (37-08)	80/286	707060-12X	
42419	42420	80730-5	4:63 (37-08)	80/286	707361-13X	
42419	42420	73167-5X	4:63 (37-08)	80/286	707361-5X	707361-13X
42423	42424	73168-5X	5:13 (41-08)	80/286	707060-13X	
42423	42424	73168-5X	5:13 (41-08)	80/286	707060-4X	707060-13X
42423	42424	73168-5X	5:13 (41-08)	80/286	707361-6X	
42464	42465	73200-5X	4:10 (41-10)	80/286	707361-10X	707361-12X
42464	42465	73200-5X	4:10 (41-10)	80/286	708026-2	
42464	42465	73200-5X	4:10 (41-10)	80/286	708026-4	
42464	42465	73200-5X	4:10 (41-10)	80/286	708150-2	
42469	42725	73386-5X	3:55 (39-11)	35/194	707244-3X	
42469	42725	73386-5X	3:55 (39-11)	35/194 IFS	707359-2X	
42623	42624	73335-5X	3:45 (38-11)	30/181	706000-21X	Discontinued
42682	42680	73353-5X	3:54 (46-13)	80/286	708026-1	
42682	42680	73353-5X	3:54 (46-13)	80/286	708026-3	
42682	42680	73353-5X	3:54 (46-13)	80/286	708150-1	
42699	42701	73368-5X	3:55 (39-11)	30/181	706930-8x	
42699	42701	73368-5X	3:54 (39-11)	30/181	706930-8X	
42755	42756	73403-5X	3:73 (41-11)	35/194 IFS	707170-2X	Discontinued
42759	42760	73404-5X	4:10 (41-10)	35/194 IFS	707170-3X	73404-5X
42816	42817	73434-5X	3:55 (39-11)	35/194 IFS	707170-1X	Discontinued
42827	42828	73442-5X	3:07 (43-14)	35/194	707244-1X	
42827	51300	84118-5	3:07 (43-14)	35/194	-	
43004	43006	73515-5X	3:73 (41-11)	28/174 IFS	707221-1X	Discontinued
43169	43168	73606-5X	3:27 (49-15)	35/194 IFS	707170-4X	Discontinued
43589	43591	73887-5X	3:27 (36-11)	28/174 IFS	707221-2X	Discontinued
43615	43616	73909-5X	3:27 (49-15)	35/194 IFS	707359-1X	
43625	43626	73917-5X	3:45 (38-11)	44/216 ICA	-	Discontinued
43627	43628	73919-5X	3:33 (40-12)	44/216 ICA	-	Discontinued

RING GEAR AND PINION SETS

Listed By Pinion Number

Pinion Number	Ring Gear Number	Gear Set & Pinion Nut Number	Ratio & Tooth Combination	Model	Ring Gear & Pinion Kit	Ring Gear & Pinion Kit Replaced By
43660	43661	73958-5X	3:73 (41-11)	80/286	707060-3X	Discontinued
43728	43729	74039-5X	3:73 (41-11)	35/194 IFS	707359-3X	
43828	43829	73442-5X	3:07 (43-14)	35/194	707244-1X	
43982	49605	80175-5	3:55 (39-11)	30/181	707344-10X	707344-8X
44085	44086	74251-5X	3:31 (43-13)	44/216	707240-4X	Discontinued
44085	44086	74251-5X	3:31 (43-13)	44/216 IFS	707283-4X	Discontinued
44096	44097	74261-5X	3:27 (49-15)	35/194 IFS	707170-4X	Discontinued
44098	44099	74262-5X	3:73 (41-11)	35/194 IFS	707170-2X	Discontinued
44194	42336	74305-5X	3:07 (43-14)	70/267	707250-1X	Discontinued
44196	34840	74307-5X	4:10 (41-10)	70/267	707250-3X	708015-2
44196	34840	74307-6x	4:10 (41-10)	70/267	-	
44196	34840	74307-6X	4:10 (41-10)	70/267	-	
44197	34842	74308-5X	4:56 (41-09)	70/267	707250-4X	Discontinued
44199	44065	74342-5X	7:17 (43-06)	70/267	708015-3	
44199	44065	74342-5X	7:17 (43-06)	70/267	708015-6	74342-5X
44221	44222	74346-5X	3:55 (39-11)	35/194 IFS	707359-2X	
44221	44222	74346-5X	3:55 (39-11)	35/194 IFS	-	707359-2X
44225	37768	74350-5X	3:73 (41-11)	30/181	707300-5X	
44226	43982	74351-5X	3:55 (39-11)	30/181	707300-4X	
44272	44273	74375-5X	3:31 (43-13)	80/286	707060-7X	
44331	44332	74423-5X	4:09 (45-11)	60/248	706033-13X	708021-1
44331	44332	74423-5X	4:09 (45-11)	60/248	708021-1	
44438	44805	74436-5X	3:07 (43-14)	44/216 ICA	-	OEM only
44468	44469	74464-5X	3:27 (49-15)	35/194 IFS	707170-4X	Discontinued
44812	44813	74711-5X	3:73 (41-11)	35/194 IFS	707359-3X	
44840	44841	74680-5X	4:63 (37-08)	80/286	707361-1X	707361-3X
44840	46976	75619-5X	4:63 (37-08)	80/286	707361-3X	
44840	46976	75619-5X	4:63 (37-08)	80/286	-	
44842	46978	75621-5X	5:13 (41-08)	80/286	707361-4X	
45564	45565	74720-5X	4:10 (41-10)	44/216	707338-5X	707309-1X
45564	45565	74720-5X	4:10 (41-10)	44/216	-	
45564	53531	85106-5	4:10 (41-10)	44/216	-	85106-6
45564	53531	85106-6	4:10 (41-10)	44/216	-	
45659	32503		3:54 (46-13)	60/248	74860X	75185-5X
45736	46216	74948-5X	3:55 (39-11)	60/248	706033-15X	
46131	46132	75136-5X	3:55 (39-11)	35/194	707244-7X	
46131	46132	75136-5X	3:55 (39-11)	35/194	-	
46131	48181	76280-5X	3:55 (39-11)	Super 35/198	-	84214-5
46131	48181	76280-6	3:55 (39-11)	35/194	-	84214-5
46135	46136	75137-5X	3:73 (41-11)	35/194	707244-8X	
46135	48182	76281-5X	3:73 (41-11)	Super 35/198	-	84215-5
46135	48182	76281-6	3:73 (41-11)	Super 35/198	-	84215-5
46135	46182	76281-7	3:73 (41-11)	Super 35/198	-	
46173	43982	75143-5X	3:55 (39-11)	30/181	707344-10X	707344-8X
46177	37768	75144-5X	3:73 (41-11)	30/181	707344-11X	
46209	46210	75180-5X	4:09 (45-11)	60/248	707345-2X	708009-2
46211	32934	75181-5X	3:07 (43-14)	30/181	707344-2X	
46211	32934	75181-5X	3:07 (43-14)	30/181	708132-1	

RING GEAR AND PINION SETS

Listed By Pinion Number

Pinion Number	Ring Gear Number	Gear Set & Pinion Nut Number	Ratio & Tooth Combination	Model	Ring Gear & Pinion Kit	Ring Gear & Pinion Kit Replaced By
46214	32906	75182-5X	4:10 (41-10)	30/181	707344-6X	
46214	32906	75182-5X	4:10 (41-10)	30/181	708132-3	
46215	46216	75185-5X	3:55 (39-11)	60/248	707345-1X	708009-1
46215	46216	75185-5X	3:55 (39-11)	60/248	708009-1	
46215	46216	75185-5X	3:55 (39-11)	60/248	708009-3	708009-1
46215	46216	75185-5X	3:55 (39-11)	60/248	708148-1	708009-1+parts
46215	46216	75185-5X	3:55 (39-11)	60/248	75185-5x	
46215	46216	75185-5X	3:55 (39-11)	60/248	-	
46256	46257	75248-5X	4:10 (41-10)	60/248	708009-2	
46256	46257	75248-5X	4:10 (41-10)	60/248	708009-4	
46256	46257	75248-5X	4:10 (41-10)	60/248	708148-2	
46256	46257	75248-5X	4:10 (41-10)	60/248	-	
46541	46542	75402-5X	3:07 (43-14)	44/216 ICA	-	Discontinued
46541	50733	80739-5	3:07 (43-14)	44/216 ICA	-	
46636	44765	75222-5X	3:73 (41-11)	44/216	707381-4X	
46637	46638	74855-5X	3:55 (39-11)	44/216	707381-3X	
46683	46684	75493-5X	4:10 (41-10)	35/194 IFS	707359-4X	
46683	49156	76793-5X	4:10 (41-10)	Super 35/198	-	
46744	46745	75518-5X	3:45 (38-11)	44/216 ICA	-	Discontinued
46926	46927	75599-5X	4:10 (41-10)	35/194 IFS	707359-4X	
47203	47204	75812-5X	3:21 (45-14)	35/194 IFS	-	Discontinued
47205	47206	75813-5X	3:92 (47-12)	35/194 IFS	-	Discontinued
47238	46638	75861-5X	3:55 (39-11)	44/216	-	
47532	47533	75999-5X	4:10 (41-10)	70/267	707407-1X	708126-3
47532	47533	75999-5X	4:10 (41-10)	70/267	707482-1X	
47532	47533	75999-5X	4:10 (41-10)	70/267	708015-2	
47532	47533	75999-5X	4:10 (41-10)	70/267	708015-5	
47532	47533	75999-5X	4:10 (41-10)	70/267	708126-1	708126-3
47532	47533	75999-5X	4:10 (41-10)	70/267	708149-2	
47608	47609	76047-5X	4:10 (41-10)	60/248	706033-16X	
47608	47609	76047-5X	4:10 (41-10)	60/248	707424-5	76047-5X
47608	47609	76047-5X	4:10 (41-10)	60/248	707430-3X	708125-5
47608	47609	76047-5X	4:10 (41-10)	60/248	708124-3	708125-5
47608	47609	76047-5X	4:10 (41-10)	60/248	708125-5	
47608	47609	76047-5X	4:10 (41-10)	60/248	-	
47608	47609	84226-5	4:10 (41-10)	60/248	-	
47683	47682	76086-5X	3:73 (41-11)	60/248	707424-2X	708125-4
47683	47682	76086-5X	3:73 (41-11)	60/248	708125-1	708125-4
47685	47684	76087-5X	4:09 (45-11)	60/248	707424-3X	708125-5
47687	47686	76088-5X	3:55 (39-11)	60/248	706033-15X	
47687	47686	76088-5X	3:55 (39-11)	60/248	707430-1X	708125-6
47687	47686	76088-5X	3:55 (39-11)	60/248	708124-1	708125-6
47687	47686	76088-5X	3:55 (39-11)	60/248	708125-6	
47689	47688	76089-5X	3:73 (41-11)	60/248	706033-2X	
47689	47688	76089-5X	3:73 (41-11)	60/248	707424-2X	
47689	47688	76089-5X	3:73 (41-11)	60/248	707430-2X	708125-4
47689	47688	76089-5X	3:73 (41-11)	60/248	708124-2	708125-4
47689	47688	76089-5X	3:73 (41-11)	60/248	708125-4	

RING GEAR AND PINION SETS

Listed By Pinion Number

Pinion Number	Ring Gear Number	Gear Set & Pinion Nut Number	Ratio & Tooth Combination	Model	Ring Gear & Pinion Kit	Ring Gear & Pinion Kit Replaced By
47689	47688	76089-5X	3:73 (41-11)	60/248	-	
47689	47688	84227-5	3:73 (41-11)	60/248	-	
47839	47841	76128-5X	4:30 (43-10)	80/286	707476-3X	708120-7
47839	47841	80584-5	4:30 (43-10)	80/286	707476-8	708120-7
47845	47846	76138-5X	4:88 (39-08)	80/286	707476-4X	708120-10
47845	47846	76138-5X	4:88 (39-08)	80/286	-	
47903	47902	76127-5X	3:73 (41-11)	50/229	707474-1X	76127-5X
47903	47902	76127-5X	3:73 (41-11)	50/229	708122-1	76127-5X
47903	47902	76127-5X	3:73 (41-11)	50/229	-	
47907	47906	76136-5X	4:30 (43-10)	50/229	707474-3X	76136-5X
47907	47906	76136-5X	4:30 (43-10)	50/229	708122-3	72136-5X
47907	47906	76136-5X	4:30 (43-10)	50/229	-	
47912	620108	76159-5X	4:10 (41-10)	60/248	707475-2X	
47912	620108	76159-5X	4:10 (41-10)	60/248	708123-2	708233-2
47912	620108	76159-5X	4:10 (41-10)	60/248	708233-2	
47915	47914	76160-5X	4:30 (43-10)	60/248	707475-3X	
47915	47914	76160-5X	4:30 (43-10)	60/248	708123-3	
47919	47918	76161-5X	3:73 (41-11)	60/248	707475-1X	
47919	47918	76161-5X	3:73 (41-11)	60/248	708123-1	2007117
47922	47921	76163-5X	4:88 (39-08)	60/248	707475-4X	
47922	47921	76163-5X	4:88 (39-08)	60/248	708123-4	
47926	47925	76164-5X	5:38 (43-08)	60/248	707475-5X	
47926	47925	76164-5X	5:38 (43-08)	60/248	708123-5	
48100	48101	76256-5X	3:73 (41-11)	80/286	707476-1X	708120-5
48100	48101	80582-5	3:73 (41-11)	80/286	707476-6	708120-5
48102	48103	80583-5	4:10 (41-10)	80/286	707361-12X	
48102	48103	76257-5X	4:10 (41-10)	80/286	707476-2X	708120-6
48102	48103	80583-5	4:10 (41-10)	80/286	707476-7	708120-6
48104	48105	76258-5X	5:38 (43-08)	80/286	707476-5X	708120-11
48393	48382	76385-5X	3:55 (39-11)	Super 30/186	707344-8X	
48393	48382	76385-5X	3:55 (39-11)	30/181	708132-2	
48393	48382	76385-5X	3:55 (39-11)	Super 30/186	-	
48395	48386	76386-5X	3:73 (41-11)	Super 30/186	707344-9X	
48395	48386	76386-5X	3:73 (41-11)	Super 30/186	708132-4	
48626	48625	76509-5X	4:56 (41-09)	70/267	707482-2X	Discontinued
48665	48144	76542-5X	3:73 (41-11)	Super 44/226	-	
48737	78738	76568-5X	3:54 (46-13)	70/267	708015-1	
48737	48738	76568-5X	3:54 (46-13)	70/267	708015-4	
48737	48738	76568-5X	3:54 (46-13)	70/267	708149-1	
49419	42465	80087-5	4:10 (41-10)	80/286	707361-11X	
49606	37768	80176-5	3:73 (41-11)	30/181	707344-11X	
49612	49613	80177-5	3:91 (43-11)	Super 30/186	-	
49625	49626	80186-5	3:91 (43-11)	Super 44/226	-	Discontinued
49815	49816	80299-5	3:55 (39-11)	Super 30/186	708098-2	
49817	49818	80300-5	3:73 (41-11)	Super 30/186	708098-3	
50076	50077	80417-5	4:56 (41-09)	70/267	708074-2	
50080	50081	80418-5	4:10 (41-10)	70/267	708074-1	
50546	50547	80649-5	3:73 (41-11)	80/286	707476-9	708120-5

RING GEAR AND PINION SETS

Listed By Pinion Number

Pinion Number	Ring Gear Number	Gear Set & Pinion Nut Number	Ratio & Tooth Combination	Model	Ring Gear & Pinion Kit	Ring Gear & Pinion Kit Replaced By
50546	2018598	2018597	3:73 (41-11)	80/286	708120-5	
50550	2013527	2013526	4:10 (41-10)	80/286	707361-12X	
50550	50551	80650-5	4:10 (41-10)	80/286	707476-10	708120-6
50550	2013527	2013526	4:10 (41-10)	80/286	708026-2	
50550	2013527	2013526	4:10 (41-10)	80/286	708026-4	
50550	50551	80650-5	4:10 (41-10)	80/286	708120-6	
50550	2013527	2013526	4:10 (41-10)	80/286	708120-6	
50550	2013527	2013526	4:10 (41-10)	80/286	708150-2	
50554	50555	80651-5	4:30 (43-10)	80/286	707476-11	708120-7
50554	50555	80651-5	4:30 (43-10)	80/286	708120-7	
50554	50555	80651-5	4:30 (43-10)	80/286	-	
51007	51009	84002-5	4:88 (39-08)	80/286	707476-12	708120-10
51007	51009	84002-5	4:88 (39-08)	80/286	708120-10	
51011	51013	84003-5	5:38 (43-08)	80/286	707476-13	708120-11
51011	51013	84003-5	5:38 (43-08)	80/286	708120-11	
51015	48386	84004-5	3:73 (41-11)	Super 30/186	-	
51017	49613	84005-5	3:91 (43-11)	Super 30/186	-	
51019	48390	84006-5	4:10 (41-10)	Super 30/186	-	
51021	51112	84032-5	3:55 (39-11)	Super 30/186	-	Discontinued
51055	51113	84033-5	3:73 (41-11)	Super 30/186	-	Discontinued
51142	51143	84046-5	3:55 (39-11)	Super 30/186	2004628-1	Discontinued
51142	51143	84046-5	3:55 (39-11)	Super 30/186	708098-2	
51148	51149	84048-5	3:73 (41-11)	Super 30/186	2004628-2	Discontinued
51148	51149	84048-5	3:73 (41-11)	Super 30/186	708098-3	
51171	51172	84055-5	4:10 (41-10)	70/267	708074-1	
51171	51172	84055-5	4:10 (41-10)	70/267	708074-3	84055-5
51171	51172	84055-5	4:10 (41-10)	70/267	708127-1	
51171	51172	84055-5	4:10 (41-10)	Super 70/273	-	
51176	51177	84057-5	4:56 (41-09)	70/267	708074-2	708074-5
51176	51177	84057-5	4:56 (41-09)	70/267	708074-4	84057-5
51176	2013539	2013538	4:56 (41-09)	70/267	708074-4	
51176	2013539	2013538	4:56 (41-09)	70/267	708074-5	
51176	51177	84057-5	4:56 (41-09)	70/267	708127-2	
51176	51177	84057-5	4:56 (41-09)	Super 70/273	-	
51326	51327	84171-5	4:30 (43-10)	Super 30/186	708098-5	
51402	51403	84212-5	3:73 (41-11)	Super 44/226	-	
51404	51405	84213-5	3:91 (43-11)	Super 44/226	-	
51406	51407	84214-5	3:55 (39-11)	Super 35/198	-	
51408	51409	84215-5	3:73 (41-11)	Super 35/198	-	
51887	51888	84431-5	3:73 (41-11)	Super 70/273	-	
51964	51965	84459-5	3:73 (41-11)	60/248	-	76089-5X
52405	52406	84622-5	2:94 (47-16)	205	-	
52525	52526	84673-5	3:73 (41-11)	Super 60/256	2005573	2007117
52530	52531	84674-5	4:10 (41-10)	Super 60/256	2007118	
52530	52531	84674-5	4:10 (41-10)	60/248	707475-2X	
52534	2015358	2015357	4:30 (43-10)	60/248	707475-3X	
52534	2015358	2015357	4:30 (43-10)	Super 60/256	708233-3	
52534	52535	84675-5	4:30 (43-10)	Super 60/256	-	

RING GEAR AND PINION SETS

Listed By Pinion Number

Pinion Number	Ring Gear Number	Gear Set & Pinion Nut Number	Ratio & Tooth Combination	Model	Ring Gear & Pinion Kit	Ring Gear & Pinion Kit Replaced By
52538	52539	84676-5	4:88 (39-08)	60/248	707475-4X	
52538	52539	84676-5	4:88 (39-08)	Super 60/256	708233-4	
52543	52544	84677-5	5:39 (43-08)	60/248	707475-5X	
52543	52544	84677-5	5:38 (43-08)	Super 60/256	708233-5	
52672	52673	84746-5	3:36 (47-14)	205	84746-5	2004946
52899	51208	84073-5	3:55 (39-11)	Super 44/226	-	
52974	52975	2015860	4:10 (41-10)	70/267	-	
52974	52975	84846-5	4:10 (41-10)	70/267	707482-1X	
52974	52975	84846-5	4:10 (41-10)	70/267	708126-3	
53058	53059	84868-5	5:13 (41-08)	80/286	707060-4X	
53058	53059	84868-5	5:13 (41-08)	80/286	707361-6X	
53058	53059	84868-5	5:13 (41-08)	80/286	-	
53426	53427	85071-5	4:56 (41-09)	35/194	-	
53463	53464	85072-5	4:56 (41-09)	30/181	708132-5	
53494	53495	85098-5	5:13 (41-08)	Super 70/273	-	
54320	54321	85463	3:55 (39-11)	Super 60/256	2009523	
620001	620002	660002	3:00 (45-15)	44/216	707240-2X	Discontinued
620094	620095	660069-5	3:54 (46-13)	60/248	700020-1	
620107	620108	660071	4:10 (41-10)	60/248	700020-2	
620223	620224	660150-5	3:42 (41-12)	44/216	700025-3	Discontinued
620480	620481	660319-5	4:10 (41-10)	50/229	-	
620480	620481	660319-5	4:10 (41-10)	50/229 IFS	707239-2X	
620480	620481	660319-5	4:10 (41-10)	50/229	707474-2X	660319-5
620480	620481	660319-5	4:10 (41-10)	50/229	708122-2	
620510	620511	660231-5	3:54 (46-13)	50/229 IFS	707239-1X	Discontinued
620575	620576	660405	2:94 (47-16)	44/216	700025-7	Discontinued
620663	620664	660465-5	2:72 (49-18)	30/181	700128-2	Discontinued
620857	620858	660529-5	3:08 (40-13)	28/174 IFS	707080-1X	Discontinued
621057	621058	660593-5	3:45 (38-11)	28/174 IFS	707080-2X	Discontinued
2001812	2001813	2001811-5	4:56 (41-09)	60/248	-	OEM only
2002552	52775	2002551-5	2:94 (47-16)	Super 44/226	-	
2002557	52790	2002556-5	3:36 (47-14)	Super 44/226	-	
2002562	54561	2002561-5	3:13 (47-15)	Super 44/226	-	
2002567	54566	2002566-5	3:54 (46-13)	Super 44/226	-	
2002671	2002684	2002670-5	4:10 (41-10)	Super 70/273	-	
2003503	2003489	2003488-5	3:73 (41-11)	Super 44/226	-	
2003503	2008689	2008688-5	3:73 (41-11)	Super 44/226	-	
2004200	620095	2004110	3:54 (46-13)	60/248	708233-6	
2005016	55643	2005015-5	3:21 (45-14)	Super 30/186	-	OEM only
2005019	55637	2005018-5	3:55 (39-11)	Super 30/186	-	
2005022	2002215	2005021-5	3:73 (41-11)	Super 30/186	-	
2005025	2002674	2005024-5	4:10 (41-10)	44/216	-	
2005028	55641	2005027-5	4:10 (41-10)	Super 30/186	-	
2005040	2005041	2005044	3:55 (39-11)	Super 30/186	2005046-1	
2005040	2005041	2005044	3:55 (39-11)	Super 30/186	708098-2	
2005042	2005043	2005045	3:73 (41-11)	Super 30/186	2005046-2	OEM only
2005042	2005043	2005045	3:73 (41-11)	Super 30/186	708098-3	
2005115	2007775	2007774-5	3:21 (45-14)	Super 44/226	-	

RING GEAR AND PINION SETS

Listed By Pinion Number

Pinion Number	Ring Gear Number	Gear Set & Pinion Nut Number	Ratio & Tooth Combination	Model	Ring Gear & Pinion Kit	Ring Gear & Pinion Kit Replaced By
2005117	2007773	2007772-5	4:10 (41-10)	Super 44/226	-	
2005869	2005630	2005868	3:73 (41-11)	Super 60/256	-	84673
2005869	2013463	2013462	3:73 (41-11)	Super 60/256	2007117	
2005869	2013463	2013462	3:73 (41-11)	60/248	707475-1X	
2005872	2005635	2005871	4:10 (41-10)	Super 60/256	-	
2006205	52406	2006105-5	2:94 (47-16)	205	-	
2006206	52673	2006106-5	3:36 (47-14)	205	-	
2006273	54557	2006272-5	3:69 (48-13)	Super 44/226	-	
2009351	2009350	2009352-5	4:10 (41-10)	Super 70/273	-	
2012184	2012183	2012182	3:31 (43-13)	Super 60/256	2012567	OEM only
2013744	2013743	2013742-5	3:73 (41-11)	44/216	-	
2015275	2015274	2015273-5	3:07 (43-14)	Super 30/186	-	
2018739	2018738	2018737-5	4:56 (41-09)	Super 44/226	-	
2018749	2018748	2018747-5	4:90 (49-10)	Super 44/226	-	
2018758	2018757	2018756-5	5:13 (41-08)	Super 44/226	-	
2019216	2019215	2019214-5	4:88 (39-08)	60/248	-	
2019219	2019218	2019217-5	5:11 (46-09)	60/248	-	



Ring Gear & Pinion Kit	Ratio & Tooth Combination	Gear Set & Pinion Nut Number	Pinion Number	Ring Gear Number	Replaced By Part Number
Dana 205™					
-	2.94 (47 - 16)	2006105-5	2006205	52406	
-	3.36 (47 - 14)	2006106-5	2006206	52673	
-	2.94 (47 - 16)	84622-5	52405	52406	
84746-5	3.36 (47 - 14)	84746-5	52672	52673	
Dana 28™/174 IFS					
707080-1X	3.08 (40 - 13)	660529-5	620857	620858	Discontinued
707080-2X	3.45 (38 - 11)	660593-5	621057	621058	Discontinued
707080-3X	3.73 (41 - 11)	71730-5X	40440	40442	Discontinued
707080-4X	4.10 (41 - 10)	71706-5X	40395	40396	Discontinued
707221-1X ⁽¹⁾	3.73 (41 - 11)	73515-5X	43004	43006	Discontinued
707221-2X ⁽¹⁾	3.27 (36 - 11)	73887-5X	43589	43591	Discontinued
Dana 30™/181					
700128-1 ⁽²⁾	3.07 (43 - 14)	23723-5X	32981	32934	Discontinued
700128-2 ⁽²⁾	2.72 (49 - 18)	660465-5	620663	620664	Discontinued
700128-5 ⁽²⁾	3.31 (43 - 13)	71350-5X	39828	39829	Discontinued
700128-6 ⁽²⁾	3.54 (46 - 13)	23820-5X	33250	32957	Discontinued
700128-7 ⁽²⁾	2.35 (47 - 20)	72038-5X	40936	40837	Discontinued
706000-1X	3.31 (43 - 13)	23770-5X	33216	33217	Discontinued
706000-2X	3.54 (46 - 13)	23820-5X	33250	32957	Discontinued
706000-3X	3.73 (41 - 11)	29244-5X	37767	37768	
706000-4X	4.10 (41 - 10)	23721-5X	32980	32906	
706000-4X	4.10 (41 - 10)	72623-5X	41546	41547	
706000-6X	4.88 (39 - 08)	23979-5X	33439	33431	Discontinued
706000-8X	4.27 (47 - 11)	24977-5X	33673	33428	
706000-10X	3.07 (43 - 14)	23723-5X	32981	32934	23723-5X
706000-14X	3.91 (43 - 11)	70618-5X	39063	39064	Discontinued
706000-20X	3.73 (41 - 11)	73039-5X	42250	42251	Discontinued
706000-21X	3.45 (38 - 11)	73335-5X	42623	42624	Discontinued
706503-1X	3.31 (43 - 13)	23770-5X	33216	33217	Discontinued
706503-1X	3.31 (43 - 13)	71350-5X	39828	39829	
706503-2X	3.54 (46 - 13)	23820-5X	33250	32957	

Note: If required, RTV gasket material is part number 38615.

⁽¹⁾ Reverse spiral bevel. Not interchangeable with other standard rotation kits.

⁽²⁾ Dana 30™ with disconnect (AMX Eagle 1980 and up).

Ring Gear & Pinion Kit	Ratio & Tooth Combination	Gear Set & Pinion Nut Number	Pinion Number	Ring Gear Number	Replaced By Part Number
Dana 30™/181 (Continued)					
706503-2X	3.54 (46 - 13)	29376-5X	37863	37864	
706503-3X	3.73 (41 - 11)	29244-5X	37767	37768	
706503-4X	4.10 (41 - 10)	23721-5X	32980	32906	
706503-4X	4.10 (41 - 10)	72623-5X	41546	41547	
706503-5X	4.56 (41 - 09)	23719-5X	32979	32951	Discontinued
706503-5X	4.56 (41 - 09)	71315-5X	39733	39734	Discontinued
706503-6X	4.88 (39 - 08)	23979-5X	33439	33431	Discontinued
706503-8X	4.27 (47 - 11)	24977-5X	33673	33428	
706503-10X	3.07 (43 - 14)	23723-5X	32981	32934	23723-5X
706503-14X	3.50 (42 - 12)	25330-5X	34410	34411	Discontinued
706930-2X ⁽¹⁾	3.07 (43 - 14)	72003-5X	40789	40790	
706930-3X ⁽¹⁾	3.31 (43 - 13)	72002-5X	40785	40786	Discontinued
706930-4X ⁽¹⁾	4.10 (41 - 10)	71864-5X	40628	40629	
706930-5X ⁽¹⁾	3.73 (41 - 11)	71863-5X	40626	40627	
706930-6X ⁽¹⁾	4.56 (41 - 09)	71866-5X	40632	40633	
706930-7X ⁽¹⁾	2.72 (49 - 18)	73093-5X	42309	42310	Discontinued
706930-8X ⁽¹⁾	3.54 (39 - 11)	73368-5X	42699	42701	
707300-4X	3.55 (39 - 11)	74351-5X	44226	43982	
707300-5X	3.73 (41 - 11)	74350-5X	44225	37768	
707344-2X	3.07 (43 - 14)	75181-5X	46211	32934	
707344-6X	4.10 (41 - 10)	75182-5X	46214	32906	
707344-10X	3.55 (39 - 11)	75143-5X	46173	43982	707344-8X
707344-10X	3.55 (39 - 11)	80175-5	43982	49605	707344-8X
707344-11X	3.73 (41 - 11)	75144-5X	46177	37768	
707344-11X	3.73 (41 - 11)	80176-5	49606	37768	
708132-1	3.07 (43 - 14)	75181-5X	46211	32934	
708132-2	3.55 (39 - 11)	76385-5X	48393	48382	
708132-3	4.10 (41 - 10)	75182-5X	46214	32906	
708132-4	3.73 (41 - 11)	76386-5X	48395	48396	
708132-5	4.56 (41 - 09)	85072-5	53463	53464	
708133-1 ⁽¹⁾	3.73 (41 - 11)	71863-5X	40626	40627	
Dana Super 30™/186					
-	3.07 (43 - 14)	2015273-5	2015275	2015274	
-	3.21 (45 - 14)	2005015-5	2005016	55643	OEM only
-	3.55 (39 - 11)	2005018-5	2005019	55637	
-	3.73 (41 - 11)	2005021-5	2005022	2002215	
-	4.10 (41 - 10)	2005027-5	2005028	55641	
-	3.55 (39 - 11)	76385-5X	48393	48382	
-	3.91 (43 - 11)	80177-5	49612	49613	
-	3.73 (41 - 11)	84004-5	51015	48386	
-	3.91 (43 - 11)	84005-5	51017	49613	
-	4.10 (41 - 10)	84006-5	51019	48390	
-	3.55 (39 - 11)	84032-5	51021	51112	Discontinued
-	3.73 (41 - 11)	84033-5	51055	51113	Discontinued
-	3.55 (39 - 11)	85407-5	54157	51112	
-	3.21 (45 - 14)	85998	55642	55643	
2004628-1	3.55 (39 - 11)	84046-5	51142	51143	Discontinued
2004628-2	3.73 (41 - 11)	84048-5	51148	51149	Discontinued
2005046-1	3.55 (39 - 11)	2005044	2005040	2005041	
2005046-2	3.73 (41 - 11)	2005045	2005042	2005043	OEM only
707344-8X	3.55 (39 - 11)	76385-5X	48393	48382	

Note: If required, RTV gasket material is part number 38615.

⁽¹⁾ Reverse spiral bevel. Not interchangeable with other standard rotation kits.

Ring Gear & Pinion Kit	Ratio & Tooth Combination	Gear Set & Pinion Nut Number	Pinion Number	Ring Gear Number	Replaced By Part Number
Dana Super 30™/186 (Continued)					
707344-9X	3.73 (41 - 11)	76386-5X	48395	48386	
708098-2	3.55 (39 - 11)	80299-5	49815	49816	
708098-2	3.55 (39 - 11)	84046-5	51142	51143	
708098-2	3.55 (39 - 11)	2005044	2005040	2005041	
708098-3	3.73 (41 - 11)	80300-5	49817	49818	
708098-3	3.73 (41 - 11)	84048-5	51148	51149	
708098-3	3.73 (41 - 11)	2005045	2005042	2005043	
708098-5	4.30 (43 - 10)	84171-5	51326	51327	
708132-4	3.73 (41 - 11)	76386-5X	48395	48386	
Dana 35™/194					
-	3.31 (43 - 13)	72896-5X	41982	41983	Discontinued
-	4.11 (37 - 09)	72932-5X	42119	42120	Discontinued
-	3.54 (46 - 13)	72933-5X	42123	42124	Discontinued
-	3.08 (40 - 13)	72934-5X	42127	42128	
-	2.73 (41 - 15)	72935-5X	42131	42132	Discontinued
-	3.73 (41 - 11)	72938-5X	42143	42144	Discontinued
-	3.55 (39 - 11)	75136-5X	46131	46132	
-	3.55 (39 - 11)	76280-6	46131	48181	84214-5
-	4.11 (37 - 09)	80613-5	42119	50481	80613-6
-	4.11 (37 - 09)	80613-6	42119	50481	
-	3.07 (43 - 14)	84118-5	42827	51300	
-	4.56 (41 - 09)	85071-5	53426	53427	
707244-1X	3.07 (43 - 14)	73442-5X	42827	42828	
707244-1X	3.07 (43 - 14)	73442-5X	43828	43829	
707244-2X	3.31 (43 - 13)	73381-5X	41982	42720	Discontinued
707244-3X	3.55 (39 - 11)	73386-5X	42469	42725	
707244-4X	4.11 (37 - 09)	73383-5X	42119	42722	
707244-5X	4.56 (41 - 09)	73382-5X	42115	42721	
707244-7X	3.55 (39 - 11)	75136-5X	46131	46132	
707244-8X	3.73 (41 - 11)	75137-5X	46135	46136	
Dana 35™/194 IFS					
-	3.55 (39 - 11)	74346-5X	44221	44222	707359-2X
-	3.21 (45 - 14)	75812-5X	47203	47204	Discontinued
-	3.92 (47 - 12)	75813-5X	47205	47206	Discontinued
707170-1X ⁽³⁾	3.55 (39 - 11)	73434-5X	42816	42817	Discontinued
707170-2X ⁽³⁾	3.73 (41 - 11)	73403-5X	42755	42756	Discontinued
707170-2X ⁽³⁾	3.73 (41 - 11)	74262-5X	44098	44099	Discontinued
707170-3X ⁽³⁾	4.10 (41 - 10)	73404-5X	42759	42760	73404-5X
707170-4X ⁽³⁾	3.27 (49 - 15)	73606-5X	43169	43168	Discontinued
707170-4X ⁽³⁾	3.27 (49 - 15)	74261-5X	44096	44097	Discontinued
707170-4X ⁽³⁾	3.27 (49 - 15)	74464-5X	44468	44469	Discontinued
707359-1X	3.27 (49 - 15)	73909-5X	43615	43616	
707359-2X	3.55 (39 - 11)	73386-5X	42469	42725	
707359-2X	3.55 (39 - 11)	74346-5X	44221	44222	
707359-3X	3.73 (41 - 11)	73385-5X	42143	42724	
707359-3X	3.73 (41 - 11)	74711-5X	44812	44813	
707359-3X	3.73 (41 - 11)	74039-5X	43728	43729	
707359-4X	4.10 (41 - 10)	75599-5X	46926	46927	
707359-4X	4.10 (41 - 10)	75493-5X	46683	46684	
707359-5X	4.56 (41 - 09)	73382-5X	42115	42721	

Note: If required, RTV gasket material is part number 38615.

⁽³⁾ Reverse spiral bevel for Ford Model 35 IFS. Not interchangeable with other Dana 35™ standard rotation kits.

Ring Gear & Pinion Kit	Ratio & Tooth Combination	Gear Set & Pinion Nut Number	Pinion Number	Ring Gear Number	Replaced By Part Number
Dana Super 35™/198					
-	3.55 (39 - 11)	76280-5X	46131	48181	84214-5
-	3.73 (41 - 11)	76281-5X	46135	48182	84215-5
-	3.73 (41 - 11)	76281-6	46135	48182	84215-5
-	3.73 (41 - 11)	76281-7	46135	46182	
-	4.10 (41 - 10)	76793-5X	46683	49156	
-	3.55 (39 - 11)	84214-5	51406	51407	
-	3.73 (41 - 11)	84215-5	51408	51409	
Dana 36™/200 ICA					
-	3.31 (43 - 13)	72504-5X	41372	41466	Discontinued
-	3.07 (43 - 14)	72505-5X	41467	41474	Discontinued
-	2.73 (41 - 15)	72587-5X	41475	41476	Discontinued
-	2.59 (44 - 17)	72668-5X	41898	41902	
706870-5X	3.07 (43 - 14)	72505-5X	41467	41474	Discontinued
706870-6X	3.31 (43 - 13)	72504-5X	41372	41466	Discontinued
Dana 44™/216					
-	4.10 (41 - 10)	2005024-5	2005025	2002674	
-	3.73 (41 - 11)	2013742-5	2013744	2013743	
-	3.92 (47 - 12)	22104-5X	31488	18445	
-	3.07 (43 - 14)	22106-5X	31492	30060	
-	3.73 (41 - 11)	22736-5X	32072	18515	
-	3.54 (46 - 13)	22856-5X	32171	18437	
-	4.10 (41 - 10)	74720-5X	45564	45565	
-	3.55 (39 - 11)	75861-5X	47238	46638	
-	4.10 (41 - 10)	85106-5	45564	53531	85106-6
-	4.10 (41 - 10)	85106-6	45564	53531	
-	3.07 (43 - 14)	85609-5	31492	54702	
-	3.07 (43 - 14)	85609-6	31492	54702	85609-5
-	3.73 (41 - 11)	85610-5	32072	54703	
700025-3	3.42 (41 - 12)	660150-5	620223	620224	Discontinued
700025-7	2.94 (47 - 16)	660405	620575	620576	Discontinued
706017-1X	3.07 (43 - 14)	22106-5X	31492	30060	
706017-2X	3.31 (43 - 13)	23592-5X	32830	18426	
706017-3X	3.54 (46 - 13)	22856-5X	32171	18437	
706017-4X	3.73 (41 - 11)	22736-5X	32072	18515	
706017-5X	4.09 (45 - 11)	22745-5X	32073	18520	
706017-6X	4.55 (50 - 11)	22105-5X	31491	18679	706017-21X
706017-7X	4.89 (44 - 09)	23053-5X	32367	18525	Discontinued
706017-8X	5.38 (43 - 08)	22404-5X	31766	18530	
706017-9X	5.89 (53 - 09)	23713-5X	32973	30706	
706017-10X	4.27 (47 - 11)	23064-5X	32359	18450	
706017-11X	3.92 (47 - 12)	22104-5X	31488	18445	
706017-12X	4.78 (43 - 09)	25184-5X	34483	30841	Discontinued
706017-16X	3.23 (42 - 13)	28744-5X	37244	37245	Discontinued
706017-18X	2.87 (43 - 15)	71771-5X	37791	37792	Discontinued
706017-19X	2.72 (49 - 18)	70169-5X	38633	38634	Discontinued
706017-21X	4.55 (50 - 11)	22105-5X	31491	18679	
707020-2X	3.23 (42 - 13)	28744-5X	37244	37245	Discontinued
707020-3X	3.54 (46 - 13)	22856-5X	32171	18437	706017-3X
707020-4X	4.09 (45 - 11)	22745-5X	32073	18520	

Note: If required, RTV gasket material is part number 38615.

⁽⁴⁾ Reverse spiral bevel for Ford front only. Not interchangeable. Pinion is above centerline on these types.

Ring Gear & Pinion Kit	Ratio & Tooth Combination	Gear Set & Pinion Nut Number	Pinion Number	Ring Gear Number	Replaced By Part Number
Dana 44™/216 (Continued)					
707020-5X	3.92 (47 - 12)	22104-5X	31488	18445	
707240-2X ⁽⁴⁾	3.00 (45 - 15)	660002	620001	620002	Discontinued
707240-3X ⁽⁴⁾	3.07 (43 - 14)	71762-5X	40482	40483	Discontinued
707240-4X ⁽⁴⁾	3.31 (43 - 13)	74251-5X	44085	44086	Discontinued
707240-5X ⁽⁴⁾	3.50 (42 - 12)	28769-5X	37258	37259	Discontinued
707240-6X ⁽⁴⁾	3.54 (46 - 13)	24638-5X	33843	33844	Discontinued
707240-9X ⁽⁴⁾	4.09 (45 - 11)	24649-5X	33849	33850	
707338-1X	3.54 (46 - 13)	22856-5X	32171	18437	
707338-2X	3.92 (47 - 12)	22104-5X	31488	18445	
707338-3X	4.09 (45 - 11)	22745-5X	32073	18520	
707338-5X	4.10 (41 - 10)	74720-5X	45564	45565	707309-1X
707381-3X	3.55 (39 - 11)	74855-5X	46637	46638	
707381-4X	3.73 (41 - 11)	75222-5X	46636	44765	
Dana 44™/216 F-CAR					
-(⁵)	3.54 (46 - 13)	72950-5X	42161	42162	Discontinued
706990-1X ⁽⁵⁾	3.31 (43 - 13)	72386-5X	41182	18426	Discontinued
706990-2X ⁽⁵⁾	4.09 (45 - 11)	72387-5X	41183	18520	Discontinued
706990-3X ⁽⁵⁾	3.92 (47 - 12)	72459-5X	41336	18445	Discontinued
Dana 44™/216 ICA					
-	3.07 (43 - 14)	72719-5X	41724	41725	Discontinued
-	3.54 (46 - 13)	73134-5X	42385	42162	Discontinued
-	3.45 (38 - 11)	73917-5X	43625	43626	Discontinued
-	3.33 (40 - 12)	73919-5X	43627	43628	Discontinued
-	3.07 (43 - 14)	74436-5X	44438	44805	OEM only
-	3.07 (43 - 14)	75402-5X	46541	46542	Discontinued
-	3.45 (38 - 11)	75518-5X	46744	46745	Discontinued
-	3.07 (43 - 14)	80739-5	46541	50733	
706755-1X	3.31 (43 - 13)	23592-5X	32830	18426	Discontinued
706755-2X	3.54 (46 - 13)	22856-5X	32171	18437	Discontinued
706755-3X	3.73 (41 - 11)	22736-5X	32072	18515	Discontinued
706755-4X	3.07 (43 - 14)	22106-5X	31492	30060	Discontinued
706755-6X	3.23 (42 - 13)	28744-5X	37244	37245	Discontinued
706755-8X	2.72 (49 - 18)	71528-5X	40216	38634	Discontinued
706755-9X	2.87 (43 - 15)	71771-5X	40484	37792	Discontinued
706800-2X	3.07 (43 - 14)	22106-5X	31492	30060	22106-5X
Dana 44™/216 IFS					
707283-3X ⁽⁴⁾	3.07 (43 - 14)	71762-5X	40482	40483	Discontinued
707283-4X ⁽⁴⁾	3.31 (43 - 13)	74251-5X	44085	44086	Discontinued
707283-6X ⁽⁴⁾	3.54 (46 - 13)	24638-5X	33843	33844	Discontinued
707283-9X ⁽⁴⁾	4.09 (45 - 11)	24649-5X	33849	33850	
Dana Super 44™/226					
-(⁶)	2.94 (47 - 16)	2002551-5	2002552	52775	
-(⁶)	3.36 (47 - 14)	2002556-5	2002557	52790	
-(⁶)	3.13 (47 - 15)	2002561-5	2002562	54561	
-(⁶)	3.54 (46 - 13)	2002566-5	2002567	54566	
-	3.73 (41 - 11)	2003488-5	2003503	2003489	
-(⁶)	3.69 (48 - 13)	2006272-5	2006273	54557	

Note: If required, RTV gasket material is part number 38615.

⁽⁴⁾ Reverse spiral bevel for Ford front only. Not interchangeable. Pinion is above centerline on these types.

⁽⁵⁾ High performance ring & pinion kits.

⁽⁶⁾ Nissan only; The pinion spline dimension in these gear sets are dimensionally different than any other Dana Super 44™/226

Ring Gear & Pinion Kit	Ratio & Tooth Combination	Gear Set & Pinion Nut Number	Pinion Number	Ring Gear Number	Replaced By Part Number
Dana Super 44™/226 (Continued)					
-	4.10 (41 - 10)	2007772-5	2005117	2007773	
-	3.21 (45 - 14)	2007774-5	2005115	2007775	
-	3.73 (41 - 11)	2008688-5	2003503	2008689	
-(7)	4.56 (41 - 09)	2018737	2018739	2018738	
-(7)	4.90 (49 - 10)	2018747	2018749	2018748	
-(7)	5.13 (41 - 08)	2018756	2018758	2018757	
-	3.73 (41 - 11)	76542-5X	48665	48144	
-	3.91 (43 - 11)	80186-5	49625	49626	Discontinued
-	3.55 (39 - 11)	84073-5	52899	51208	
-	3.73 (41 - 11)	84212-5	51402	51403	
-	3.91 (43 - 11)	84213-5	51404	51405	
Dana 50™/229					
-(4)	3.73 (41 - 11)	76127-5X	47903	47902	
-(4)	4.30 (43 - 10)	76136-5X	47907	47906	
-(4)	4.10 (41 - 10)	660319-5	620480	620481	
707474-1X ⁽⁴⁾	3.73 (41 - 11)	76127-5X	47903	47902	76127-5X
707474-2X ⁽⁴⁾	4.10 (41 - 10)	660319-5	620480	620481	660319-5
707474-3X ⁽⁴⁾	4.30 (43 - 10)	76136-5X	47907	47906	76136-5X
708122-1 ⁽⁴⁾	3.73 (41 - 11)	76127-5X	47903	47902	76127-5X
708122-2 ⁽⁴⁾	4.10 (41 - 10)	660319-5	620480	620481	
708122-3 ⁽⁴⁾	4.30 (43 - 10)	76136-5X	47907	47906	72136-5X
Dana 50™/229 IFS					
707239-1X ⁽⁴⁾	3.54 (46 - 13)	660231-5	620510	620511	Discontinued
707239-2X ⁽⁴⁾	4.10 (41 - 10)	660319-5	620480	620481	
Dana 60™/248					
-	4.56 (41 - 09)	2001811-5	2001812	2001813	OEM only
-	4.88 (39 - 08)	2019214-5	2019216	2019215	
-	5.11 (46 - 09)	2019217-5	2019219	2019218	
-	4.56 (41 - 09)	70907-5X	34172	39299	
-	3.54 (46 - 13)	74860-5X	45959	32503	75185-5X
-	3.55 (39 - 11)	75185-5X	46215	46216	
-	4.10 (41 - 10)	75248-5X	46256	46257	
-	4.10 (41 - 10)	76047-5X	47608	47609	
-	3.73 (41 - 11)	76089-5X	47689	47688	
-	4.10 (41 - 10)	84226-5	47608	47609	
-	3.73 (41 - 11)	84227-5	47689	47688	
-	3.73 (41 - 11)	84459-5	51964	51965	76089-5X
700020-1 ⁽⁴⁾	3.54 (46 - 13)	660069-5	620094	620095	
700020-2 ⁽⁴⁾	4.10 (41 - 10)	660071	620107	620108	
706033-1X	3.54 (46 - 13)	24813-5X	34023	32503	
706033-2X	3.73 (41 - 11)	25538-5X	34507	34508	76089-5X
706033-2X	3.73 (41 - 11)	76089-5X	47689	47688	
706033-3X	4.10 (41 - 10)	24807-5X	34017	30360	
706033-4X	4.56 (41 - 09)	25127-5X	34172	30316	
706033-5X	4.88 (39 - 08)	25334-5X	34383	30268	Discontinued
706033-6X	5.86 (41 - 07)	25784-5X	34718	34717	
706033-7X	6.17 (37 - 06)	26628-5X	35658	32626	
706033-8X	7.17 (43 - 06)	26756-5X	35425	33953	

Note: If required, RTV gasket material is part number 38615.

⁽⁴⁾ Reverse spiral bevel for Ford front only. Not interchangeable. Pinion is above centerline on these types.

⁽⁷⁾ Ring and Pinion only

Ring Gear & Pinion Kit	Ratio & Tooth Combination	Gear Set & Pinion Nut Number	Pinion Number	Ring Gear Number	Replaced By Part Number
Dana 60™/248 (Continued)					
706033-9X	5.13 (41 - 08)	26994-5X	35681	35682	Discontinued
706033-10X	5.38 (43 - 08)	27518-5X	36210	36211	Discontinued
706033-13X	4.09 (45 - 11)	74423-5X	44331	44332	708021-1
706033-15X	3.55 (39 - 11)	74948-5X	45736	46216	
706033-15X	3.55 (39 - 11)	76088-5X	47687	47686	
706033-16X	4.10 (41 - 10)	76047-5X	47608	47609	
706660-1X	3.54 (46 - 13)	24813-5X	34023	32503	706033-1X
706660-2X	3.73 (41 - 11)	25538-5X	34507	34508	706033-2X
706660-3X	4.10 (41 - 10)	24807-5X	34017	30360	706033-3X
706660-9X	3.33 (50 - 15)	70853-5X	39234	39235	Discontinued
706807-1X ⁽⁹⁾	3.33 (50 - 15)	70853-5X	39234	39235	Discontinued
706807-2X ⁽⁹⁾	3.54 (46 - 13)	24813-5X	34023	32503	706033-1X
706807-3X ⁽⁹⁾	3.73 (41 - 11)	25538-5X	34507	34508	
706807-4X ⁽⁹⁾	4.10 (41 - 10)	24807-5X	34017	30360	
706834-1X ⁽⁹⁾	3.33 (50 - 15)	70853-5X	39234	39235	Discontinued
706834-2X ⁽⁹⁾	3.54 (46 - 13)	24813-5X	34023	32503	706033-1X
706834-3X ⁽⁹⁾	3.73 (41 - 11)	25538-5X	34507	34508	706033-2X
706834-4X ⁽⁹⁾	4.10 (41 - 10)	24807-5X	34017	30360	
707345-1X	3.55 (39 - 11)	75185-5X	46215	46216	708009-1
707345-2X	4.09 (45 - 11)	75180-5X	46209	46210	708009-2
707424-2X	3.73 (41 - 11)	76086-5X	47683	47682	708125-4
707424-2X	3.73 (41 - 11)	76089-5X	47689	47688	
707424-3X	4.09 (45 - 11)	76087-5X	47685	47684	708125-5
707424-5	4.10 (41 - 10)	76047-5X	47608	47609	76047-5X
707430-1X	3.55 (39 - 11)	76088-5X	47687	47686	708125-6
707430-2X	3.73 (41 - 11)	76089-5X	47689	47688	708125-4
707430-3X	4.10 (41 - 10)	76047-5X	47608	47609	708125-5
707475-1X ⁽⁸⁾	3.73 (41 - 11)	76161-5X	47919	47918	
707475-1X ⁽⁸⁾	3.73 (41 - 11)	2013462	2005869	2013463	
707475-2X ⁽⁸⁾	4.10 (41 - 10)	76159-5X	47912	620108	
707475-2X ⁽⁸⁾	4.10 (41 - 10)	84674-5	52530	52531	
707475-3X ⁽⁸⁾	4.30 (43 - 10)	76160-5X	47915	47914	
707475-3X ⁽⁸⁾	4.30 (43 - 10)	2015357	52534	2015358	
707475-4X ⁽⁸⁾	4.88 (39 - 08)	76163-5X	47922	47921	
707475-4X ⁽⁸⁾	4.88 (39 - 08)	84676-5	52538	52539	
707475-5X ⁽⁸⁾	5.38 (43 - 08)	76164-5X	47926	47925	
707475-5X ⁽⁸⁾	5.39 (43 - 08)	84677-5	52543	52544	
708009-1	3.55 (39 - 11)	75185-5X	46215	46216	
708009-2	4.10 (41 - 10)	75248-5X	46256	46257	
708009-3	3.55 (39 - 11)	75185-5X	46215	46216	708009-1
708009-4	4.10 (41 - 10)	75248-5X	46256	46257	
708021-1	4.09 (45 - 11)	74423-5X	44331	44332	
708123-1 ⁽⁸⁾	3.73 (41 - 11)	76161-5X	47919	47918	2007117
708123-2 ⁽⁸⁾	4.10 (41 - 10)	76159-5X	47912	620108	708233-2
708123-3 ⁽⁸⁾	4.30 (43 - 10)	76160-5X	47915	47914	
708123-4 ⁽⁸⁾	4.88 (39 - 08)	76163-5X	47922	47921	
708123-5 ⁽⁸⁾	5.38 (43 - 08)	76164-5X	47926	47925	
708124-1	3.55 (39 - 11)	76088-5X	47687	47686	708125-6

Note: If required, RTV gasket material is part number 38615.

⁽⁸⁾ Reverse Spiral Bevel

⁽⁹⁾ 706807X and 706808X kits contain differential cross shaft lock screw partial cross shaft lock screw part number 39233 which has an allen type socket head. 706834X & 706835X kits contain differential cross shaft lock screw part number 4013101 which has a 12 point head. Whenever one of these lock screws is removed, it is to be discarded and replaced with a new one. The two types of lock screws are not interchangeable.

Ring Gear & Pinion Kit	Ratio & Tooth Combination	Gear Set & Pinion Nut Number	Pinion Number	Ring Gear Number	Replaced By Part Number
Dana 60™/248 (Continued)					
708124-2	3.73 (41 - 11)	76089-5X	47689	47688	708125-4
708124-3	4.10 (41 - 10)	76047-5X	47608	47609	708125-5
708125-1	3.73 (41 - 11)	76086-5X	47683	47682	708125-4
708125-4	3.73 (41 - 11)	76089-5X	47689	47688	
708125-5	4.10 (41 - 10)	76047-5X	47608	47609	
708125-6	3.55 (39 - 11)	76088-5X	47687	47686	
708148-1	3.55 (39 - 11)	75185-5X	46215	46216	708009-1+parts
708148-2	4.10 (41 - 10)	75248-5X	46256	46257	
708233-2 ⁽⁸⁾	4.10 (41 - 10)	76159-5X	47912	620108	
708233-6 ⁽⁸⁾	3.54 (46 - 13)	2004110	2004200	620095	
Dana Super 60™/256					
- ⁽⁸⁾	3.73 (41 - 11)	2005868	2005869	2005630	2007117
- ⁽⁸⁾	4.30 (43 - 10)	84675-5	52534	52535	
2005573 ⁽⁸⁾	3.73 (41 - 11)	84673-5	52525	52526	2007117
2007117 ⁽⁸⁾	3.73 (41 - 11)	2013462	2005869	2013463	
2007118 ⁽⁸⁾	4.10 (41 - 10)	84674-5	52530	52531	
2009523 ⁽⁸⁾	3.55 (39 - 11)	85463	54320	54321	OEM only
2012567 ⁽⁸⁾	3.31 (43 - 13)	2012182	2012184	2012183	OEM only
708233-3 ⁽⁸⁾	4.30 (43 - 10)	2015357	52534	2015358	
708233-4 ⁽⁸⁾	4.88 (39 - 08)	84676-5	52538	52539	
708233-5 ⁽⁸⁾	5.38 (43 - 08)	84677-5	52543	52544	
Dana 61™					
706396-1X	3.31 (43 - 13)	28305-5X	36786	36787	Discontinued
706396-4X	3.73 (41 - 11)	29420-5X	34507	37875	Discontinued
706396-5X	3.07 (43 - 14)	29716-5X	36773	38133	Discontinued
706661-1X	3.31 (43 - 13)	28305-5X	36786	36787	Discontinued
706661-6X	3.54 (46 - 13)	70837-5X	34023	39211	Discontinued
706661-8X ⁽¹⁰⁾	4.56 (41 - 09)	70907-5X	34172	39299	Discontinued
706661-9X	4.10 (41 - 10)	70908-5X	34017	39300	
706661-11X ⁽¹¹⁾	3.07 (43 - 14)	72264-5X	41078	38133	Discontinued
706835-3X ⁽⁹⁾	3.07 (43 - 14)	70870-5X	39264	39265	Discontinued
Dana 70™/267					
-	4.10 (41 - 10)	2015860	52974	52975	
-	4.10 (41 - 10)	74307-6x	44196	34840	
-	4.10 (41 - 10)	74307-6X	44196	34840	
706048-2X ⁽¹²⁾	4.10 (41 - 10)	26010-1X	34550	34840	706999-4X
706048-3X ⁽¹²⁾	4.56 (41 - 09)	26013-1X	34549	34842	706999-6X
706048-4X ⁽¹²⁾	4.88 (39 - 08)	25965-1X	34546	34808	706999-8X
706048-5X ⁽¹²⁾	5.13 (41 - 08)	25966-1X	34547	34810	706999-9X
706048-6X ⁽¹²⁾	5.86 (41 - 07)	25967-1X	34715	34812	706999-10X
706048-7X ⁽¹²⁾	6.17 (37 - 06)	25968-1X	34814	34815	706999-12X
Note: If required, RTV gasket material is part number 38615.					
⁽⁸⁾ Reverse Spiral Bevel					
⁽⁹⁾ 706807X and 706808X kits contain differential cross shaft lock screw partial cross shaft lock screw part number 39233 which has an allen type socket head. 706834X & 706835X kits contain differential cross shaft lock screw part number 4013101 which has a 12 point head. Whenever one of these lock screws is removed, it is to be discarded and replaced with a new one. The two types of lock screws are not interchangeable.					
⁽¹⁰⁾ Includes silicone gasket material and standard gasket.					
⁽¹¹⁾ For diesel applications.					
⁽¹²⁾ Used on Dana 70™ B & 70™ HD with .625" offset of pinion (without differential bearing spacer). If spacers are required, use part number 34848-28 (width=.120") or 34848-10 (width=.150" I.D.=3.500", O.D.=4.125"), or use 42563 (width=.120", O.D.=3.804", I.D.=3.065").					

Ring Gear & Pinion Kit	Ratio & Tooth Combination	Gear Set & Pinion Nut Number	Pinion Number	Ring Gear Number	Replaced By Part Number
Dana 70™/267 (Continued)					
706048-8X ⁽¹²⁾	7.17 (43 - 06)	26636-1X	35116	35307	706999-14X
706048-9X ⁽¹²⁾	6.17 (37 - 06)	22752-1X	32082	31962	Discontinued
706048-10X ⁽¹²⁾⁽¹³⁾	3.73 (41 - 11)	29715-1X	34836	38132	Discontinued
706048-11X ⁽¹²⁾⁽¹³⁾	4.10 (41 - 10)	70875-1X	39276	39277	706999-4X
706048-12X ⁽¹²⁾⁽¹³⁾	4.56 (41 - 09)	70874-1X	39274	39275	Discontinued
706061-1X ⁽¹⁴⁾	3.73 (41 - 11)	26008-1X	34836	34837	706999-2X
706061-2X ⁽¹⁴⁾	4.10 (41 - 10)	26010-1X	34550	34840	706999-4X
706061-3X ⁽¹⁴⁾	4.56 (41 - 09)	26013-1X	34549	34842	706999-6X
706061-4X ⁽¹⁴⁾	4.88 (39 - 08)	25965-1X	34546	34808	706999-8X
706061-5X ⁽¹⁴⁾	5.13 (41 - 08)	25966-1X	34547	34810	706999-9X
706061-6X ⁽¹⁴⁾	5.86 (41 - 07)	25967-1X	34715	34812	706999-10X
706061-7X ⁽¹⁴⁾	6.17 (37 - 06)	25968-1X	34814	34815	706999-12X
706061-8X ⁽¹⁴⁾	7.17 (43 - 06)	26636-1X	35116	35307	706999-14X
706061-9X ⁽¹⁴⁾⁽¹⁵⁾	5.86 (41 - 07)	27305-1X	35977	35978	706999-11X
706061-10X ⁽¹⁴⁾⁽¹⁵⁾	7.17 (43 - 06)	70741-1X	39158	39159	706999-15X
706091-1X ⁽¹⁶⁾	4.10 (41 - 10)	25612-1X	34550	31711	706997-1X
706091-2X ⁽¹⁶⁾	4.56 (41 - 09)	25611-1X	34549	34110	706997-2X
706091-3X ⁽¹⁶⁾	4.88 (39 - 08)	25608-1X	34546	30794	Discontinued
706091-4X ⁽¹⁶⁾	5.13 (41 - 08)	25609-1X	34547	31169	Discontinued
706091-5X ⁽¹⁶⁾	5.86 (41 - 08)	25782-1X	34715	34714	Discontinued
706091-6X ⁽¹⁶⁾	6.17 (37 - 06)	26031-1X	34814	31962	Discontinued
706091-7X ⁽¹⁶⁾	7.17 (43 - 06)	26355-1X	35116	32742	706997-7X
706091-9X ⁽¹⁶⁾	6.17 (37 - 06)	22752-1X	32082	31962	Discontinued
706600-9X ⁽¹⁰⁾⁽¹²⁾⁽¹⁵⁾	5.86 (41 - 07)	27305-1X	35977	35978	706999-11X
706600-10X ⁽¹⁰⁾⁽¹²⁾⁽¹⁵⁾	7.17 (43 - 06)	70741-1X	39158	39159	706999-15X
706600-12X ⁽¹⁰⁾⁽¹²⁾⁽¹⁵⁾	6.17 (37 - 06)	70610-1X	39069	39070	706999-13X
706600-13X ⁽¹⁰⁾⁽¹²⁾⁽¹⁵⁾	3.54 (46 - 13)	70891-1X	39286	39287	706999-1X
706905-5X ⁽¹²⁾	5.86 (41 - 07)	25967-1X	34715	34812	706999-10X
706997-1X ⁽¹⁶⁾	4.10 (41 - 10)	72153-5X	40959	31711	
706997-2X ⁽¹⁶⁾	4.56 (41 - 09)	72151-5X	40958	34110	
706997-3X ⁽¹⁶⁾	4.88 (39 - 08)	72147-5X	40956	30794	Discontinued
706997-4X ⁽¹⁶⁾	5.13 (41 - 08)	72149-5X	40957	31169	Discontinued
706997-5X ⁽¹⁶⁾	5.86 (41 - 07)	72155-5X	40960	34714	Discontinued
706997-6X ⁽¹⁶⁾	6.17 (37 - 06)	72158-5X	40961	31962	Discontinued
706997-7X ⁽¹⁶⁾	7.17 (43 - 06)	72161-5X	40963	32742	Discontinued
706998-1X ⁽⁵⁾⁽¹⁷⁾	3.54 (46 - 13)	72168-5X	40969	39287	
706998-2X ⁽¹⁷⁾	3.73 (41 - 11)	72159-5X	40962	34837	
706998-3X ⁽¹⁷⁾	4.10 (41 - 10)	72154-5X	40959	34840	72154-5X
706998-4X ⁽¹⁷⁾	4.56 (41 - 09)	72152-5X	40958	34842	
706998-5X ⁽¹⁷⁾	4.88 (39 - 08)	72148-5X	40956	34808	
706998-6X ⁽¹⁷⁾	5.13 (41 - 08)	72150-5X	40957	34810	72150-5X
706998-9X ⁽¹⁷⁾	7.17 (43 - 06)	72162-5X	40963	35307	

Note: If required, RTV gasket material is part number 38615.

⁽⁵⁾ High performance ring & pinion kits.

⁽¹⁰⁾ Includes silicone gasket material and standard gasket.

⁽¹²⁾ Used on Dana 70™ B & 70™ HD with .625" offset of pinion (without differential bearing spacer). If spacers are required, use part number 34848-28 (width=.120") or 34848-10 (width=.150" I.D.=3.500", O.D.=4.125"). Or use 42563 (width=.120", O.D.=3.804", I.D.=3.065").

⁽¹³⁾ Double lapped for quieter operation.

⁽¹⁴⁾ Used in Dana 70™ HD (with 34848 Differential Bearing Spacer, included in 706061X kit).

⁽¹⁵⁾ Special for industrial off highway axles only. Use of these gears can be extremely noisy in other applications.

⁽¹⁶⁾ With .500" offset of pinion.

⁽¹⁷⁾ Used in Dana 70™ U with .625" offset of pinion.

Ring Gear & Pinion Kit	Ratio & Tooth Combination	Gear Set & Pinion Nut Number	Pinion Number	Ring Gear Number	Replaced By Part Number
Dana 70™/267 (Continued)					
706998-10X ⁽¹⁵⁾⁽¹⁷⁾	7.17 (43 - 06)	72165-5X	40966	39159	Discontinued
706998-13X	3.07 (43 - 14)	73105-5X	42190	42336	Discontinued
706998-14X ⁽⁵⁾⁽¹⁷⁾	7.17 (43 - 06)	74253-5X	40963	44065	Discontinued
706999-1X ⁽¹²⁾	3.54 (46 - 13)	72168-5X	40969	39287	
706999-2X ⁽¹²⁾	3.73 (41 - 11)	72159-5X	40962	34837	
706999-3X ⁽¹²⁾⁽¹³⁾	3.73 (41 - 11)	72160-5X	40962	38132	72160-5X
706999-4X ⁽¹²⁾	4.10 (41 - 10)	72154-5X	40959	34840	
706999-6X ⁽¹²⁾	4.56 (41 - 09)	72152-5X	40958	34842	
706999-7X ⁽¹²⁾⁽¹⁵⁾	4.56 (41 - 09)	72166-5X	40967	39275	72166-5X
706999-8X ⁽¹²⁾	4.88 (39 - 08)	72148-5X	40956	34808	
706999-9X ⁽¹²⁾	5.13 (41 - 08)	72150-5X	40957	34810	
706999-10X ⁽¹²⁾	5.86 (41 - 07)	72156-5X	40960	34812	
706999-11X ⁽¹²⁾⁽¹⁵⁾	5.86 (41 - 07)	72163-5X	40964	35978	
706999-12X ⁽¹²⁾	6.17 (37 - 06)	72157-5X	40961	34815	
706999-13X ⁽¹²⁾⁽¹⁵⁾	6.17 (37 - 06)	72164-5X	40965	39070	
706999-14X ⁽¹²⁾	7.17 (43 - 06)	72162-5X	40963	35307	
706999-15X ⁽¹²⁾⁽¹⁵⁾	7.17 (43 - 06)	72165-5X	40966	39159	
707055-2X ⁽¹⁸⁾	3.42 (41 - 12)	73029-5X	42237	42238	Discontinued
707055-3X ⁽¹⁸⁾	4.56 (41 - 09)	73032-5X	40958	42245	
707250-1X	3.07 (43 - 14)	74305-5X	44194	42336	Discontinued
707250-2X	3.54 (46 - 13)	74306X	44195	39287	708015-1
707250-3X	4.10 (41 - 10)	74307-5X	44196	34840	708015-2
707250-4X ⁽¹⁹⁾	4.56 (41 - 09)	74308-5X	44197	34842	Discontinued
707250-7X	3.54 (46 - 13)	76568X	48737	48738	708015-1
707407-1X ⁽¹⁹⁾	4.10 (41 - 10)	75999-5X	47532	47533	708126-3
707482-1X ⁽¹²⁾	4.10 (41 - 10)	75999-5X	47532	47533	
707482-1X ⁽¹²⁾	4.10 (41 - 10)	84846-5	52974	52975	
707482-2X ⁽¹²⁾	4.56 (41 - 09)	76509-5X	48626	48625	Discontinued
708015-1 ⁽¹⁹⁾	3.54 (46 - 13)	76568-5X	48737	78738	
708015-2 ⁽¹⁹⁾	4.10 (41 - 10)	75999-5X	47532	47533	
708015-3 ⁽¹⁹⁾	7.17 (43 - 06)	74342-5X	44199	44065	
708015-4 ⁽¹⁹⁾	3.54 (46 - 13)	76568-5X	48737	48738	
708015-5 ⁽¹⁹⁾	4.10 (41 - 10)	75999-5X	47532	47533	
708015-6 ⁽¹⁹⁾	7.17 (43 - 06)	74342-5X	44199	44065	74342-5X
708074-1	4.10 (41 - 10)	84055-5	51171	51172	
708074-1	4.10 (41 - 10)	80418-5	50080	50081	
708074-2	4.56 (41 - 09)	84057-5	51176	51177	708074-5
708074-2	4.56 (41 - 09)	80417-5	50076	50077	
708074-3	4.10 (41 - 10)	84055-5	51171	51172	84055-5
708074-4	4.56 (41 - 09)	84057-5	51176	51177	84057-5
708074-4	4.56 (41 - 09)	2013538	51176	2013539	
708074-5	4.56 (41 - 09)	2013538	51176	2013539	
708126-1	4.10 (41 - 10)	75999-5X	47532	47533	708126-3
708126-3	4.10 (41 - 10)	84846-5	52974	52975	

Note: If required, RTV gasket material is part number 38615.

⁽⁵⁾ High performance ring & pinion kits.

⁽¹²⁾ Used on Dana 70™ B & 70™ HD with .625" offset of pinion (without differential bearing spacer). If spacers are required, use part number 34848-28 (width=.120") or 34848-10 (width=.150", I.D.=3.500", O.D.=4.125"), or use 42563 (width=.120", O.D.=3.804", I.D.=3.065").

⁽¹³⁾ Double lapped for quieter operation.

⁽¹⁵⁾ Special for industrial off highway axles only. Use of these gears can be extremely noisy in other applications.

⁽¹⁸⁾ Used in Dana 70™ 3HD for GM. Not interchangeable with any other standard rotation kits.

⁽¹⁹⁾ Used in Dana 70™ 2U with .625" offset of pinion.

Ring Gear & Pinion Kit	Ratio & Tooth Combination	Gear Set & Pinion Nut Number	Pinion Number	Ring Gear Number	Replaced By Part Number
Dana 70™/267 (Continued)					
708127-1	4.10 (41 - 10)	84055-5	51171	51172	
708127-2	4.56 (41 - 09)	84057-5	51176	51177	
708149-1	3.54 (46 - 13)	76568-5X	48737	48738	
708149-2	4.10 (41 - 10)	75999-5X	47532	47533	
Dana 70™ B 70™ HD					
706048-1X ⁽¹²⁾	3.73 (41 - 11)	26008-1X	34836	34837	706999-2X
Dana Super 70™/273					
-	3.73 (41 - 11)	84431-5	51887	51888	
-	4.10 (41 - 10)	2002670-5	2002671	2002684	OEM only
-	4.10 (41 - 10)	84055-5	51171	51172	
-	4.10 (41 - 10)	2009352-5	2009351	2009350	OEM only
-	4.56 (41 - 09)	84057-5	51176	51177	
-	4.10 (41 - 10)	84434-5	51895	51896	
-	5.13 (41 - 08)	85098-5	53494	53495	
2021694	4.31 (47 - 14)	84449	51950	51951	
Dana 80™/286					
-	4.63 (37 - 08)	75619-5X	44840	46976	
-	4.88 (39 - 08)	76138-5X	47845	47846	
-	4.30 (43 - 10)	80651-5	50554	50555	
-	5.13 (41 - 08)	84868-5	53058	53059	
707060-1X	4.63 (37 - 08)	80730	42419	42420	
707060-1X	4.63 (37 - 08)	80730-5	42419	42420	
707060-3X	3.73 (41 - 11)	73958-5X	43660	43661	Discontinued
707060-4X	5.13 (41 - 08)	73168-5X	42423	42424	707060-13X
707060-4X	5.13 (41 - 08)	84868-5	53058	53059	
707060-7X	3.31 (43 - 13)	74375-5X	44272	44273	
707060-12X	4.63 (37 - 08)	73167-5X	42419	42420	707060-1X
707060-12X	4.63 (37 - 08)	80730-5	42419	42420	
707060-13X	5.13 (41 - 08)	73168-5X	42423	42424	
707361-1X	4.63 (37 - 08)	74680-5X	44840	44841	707361-3X
707361-3X	4.63 (37 - 08)	75619-5X	44840	46976	
707361-4X	5.13 (41 - 08)	75621-5X	44842	46978	
707361-5X	4.63 (37 - 08)	73167-5X	42419	42420	707361-13X
707361-6X	5.13 (41 - 08)	73168-5X	42423	42424	
707361-6X	5.13 (41 - 08)	84868-5	53058	53059	
707361-10X	4.10 (41 - 10)	73200-5X	42464	42465	707361-12X
707361-11X	4.10 (41 - 10)	80087-5	49419	42465	
707361-12X	4.10 (41 - 10)	80583-5	48102	48103	
707361-12X	4.10 (41 - 10)	2013526	50550	2013527	
707361-13X	4.63 (37 - 08)	80730-5	42419	42420	
707476-1X	3.73 (41 - 11)	76256-5X	48100	48101	708120-5
707476-2X	4.10 (41 - 10)	76257-5X	48102	48103	708120-6
707476-3X	4.30 (43 - 10)	76128-5X	47839	47841	708120-7
707476-4X	4.88 (39 - 08)	76138-5X	47845	47846	708120-10
707476-5X	5.38 (43 - 08)	76258-5X	48104	48105	708120-11
707476-6	3.73 (41 - 11)	80582-5	48100	48101	708120-5
707476-7	4.10 (41 - 10)	80583-5	48102	48103	708120-6

Note: If required, RTV gasket material is part number 38615.

⁽¹²⁾ Used on Dana 70™ B & 70™ HD with .625" offset of pinion (without differential bearing spacer). If spacers are required, use part number 34848-28 (width=.120") or 34848-10 (width=.150", I.D.=3.500", O.D.=4.125"), or use 42563 (width=.120", O.D.=3.804", I.D.=3.065").

Ring Gear & Pinion Kit	Ratio & Tooth Combination	Gear Set & Pinion Nut Number	Pinion Number	Ring Gear Number	Replaced By Part Number
Dana 80™/286 (Continued)					
707476-8	4.30 (43 - 10)	80584-5	47839	47841	708120-7
707476-9	3.73 (41 - 11)	80649-5	50546	50547	708120-5
707476-10	4.10 (41 - 10)	80650-5	50550	50551	708120-6
707476-11	4.30 (43 - 10)	80651-5	50554	50555	708120-7
707476-12	4.88 (39 - 08)	84002-5	51007	51009	708120-10
707476-13	5.38 (43 - 08)	84003-5	51011	51013	708120-11
708026-1	3.54 (46 - 13)	73353-5X	42682	42680	
708026-2	4.10 (41 - 10)	73200-5X	42464	42465	
708026-2	4.10 (41 - 10)	2013526	50550	2013527	
708026-3	3.54 (46 - 13)	73353-5X	42682	42680	
708026-4	4.10 (41 - 10)	73200-5X	42464	42465	
708026-4	4.10 (41 - 10)	2013526	50550	2013527	
708120-5	3.73 (41 - 11)	2018597	50546	2018598	
708120-6	4.10 (41 - 10)	80650-5	50550	50551	
708120-6	4.10 (41 - 10)	2013526	50550	2013527	
708120-7	4.30 (43 - 10)	80651-5	50554	50555	
708120-10	4.88 (39 - 08)	84002-5	51007	51009	
708120-11	5.38 (43 - 08)	84003-5	51011	51013	
708150-1	3.54 (46 - 13)	73353-5X	42682	42680	
708150-2	4.10 (41 - 10)	73200-5X	42464	42465	
708150-2	4.10 (41 - 10)	2013526	50550	2013527	



DIFFERENTIAL CASE ASSEMBLY KIT



DIFFERENTIAL CASE KIT



DIFFERENTIAL INNER PARTS KIT

Note: Kit component pictures are for informational purposes only. Not all kits and assemblies contain the exact parts represented in these pictures.

Case Assembly Kit	Case Assy.	Unloaded Case Kit	Inner Parts Kit	Type	Spline Dia. & No. Teeth	Diff. Gear	For Ratios
Dana 205™							
2016993	2004948	52496	-	Standard	1.25 - 30	2002399	2.44 thru 4.10
708241	84668	52496	708242	Standard	1.25 - 30	52600	2.44 thru 4.10
Dana 28™/174 IFS							
706885X	71722X	706889X	706891X	Trac Lok	1.00 - 23	40382	3.54 & Up
706972X	72251X	706973X	706890X	Standard	1.00 - 23	40380	3.45 & Down
706974X	72252X	706975X	706890X	Standard	1.00 - 23	40380	3.54 & Up
707270X	76326X	707272X	706890X	Standard	1.00 - 23	40380	3.54 & Up
707271X	74533X	707273X	706890X	Standard	1.00 - 23	40380	3.45 & Down
Dana 30™/181							
-	72720X	706008X	707041X	Standard	1.18 - 27	33213	3.73 & Up
-	72721X	706007X	707041X	Standard	1.18 - 27	33213	3.54 & Down
2002913	73688X	706933X	2002914	Standard	1.18 - 27	46502	3.55 & Down
2002913	73688X	706933X	2002914	Standard	1.18 - 27	53173	3.55 & Down
2002915	73689X	706008X	2002914	Standard	1.18 - 27	46502	3.73 & Up
2002915	73689X	706008X	2002914	Standard	1.18 - 27	53173	3.73 & Up
706001X ⁽²⁰⁾	27269X	706005X	706009X	Powr Lok	1.18 - 27	34007	3.54 & Down
706002X ⁽²⁰⁾	26421X	706006X	706009X	Powr Lok	1.18 - 27	34007	3.73 & Up
706003X	25105X	706007X	706010X	Standard	1.18 - 27	33213	3.54 & Down
706004X	23978X	706008X	706010X	Standard	1.18 - 27	33213	3.73 & Up
706819X	71472X	700130	706820X	Standard	1.18 - 27	620486	3.54 & Down
706830X ⁽²⁰⁾	71582X	706831X	706820X	Standard	1.18 - 27	620486	3.54 & Down
706931X ⁽²⁰⁾	71472X	706933X	706935X	Standard	1.18 - 27	620486	3.54 & Down
706932X ⁽²⁰⁾	71473X	706008X	706820X	Standard	1.18 - 27	620486	3.73 & Up
707158X	73688X	706933X	2002914	Standard	1.18 - 27	33213	3.55 & Down
707158X	73688X	706933X	2002914	Standard	1.18 - 27	53173	3.55 & Down
707158X	73688X	706933X	2002914	Standard	1.18 - 27	46502	3.55 & Down
707159X	73689X	706934X	2002914	Standard	1.18 - 27	33213	3.73 & Up
707159X	73689X	706934X	2002914	Standard	1.18 - 27	53173	3.73 & Up
707159X	73689X	706934X	2002914	Standard	1.18 - 27	43502	3.73 & Up
Dana Super 30™/186							
-	76739X	NSS	NSS	Hydra-Lok	1.18 - 27	48571	3.73 & Up
-	84942	NSS	NSS	Hydra-Lok	1.18 - 27	55607/55608	3.73 & Up
-	85282	NSS	NSS	Hydra-Lok	1.18 - 27	51250/51248	3.73 & Up
2005961	2005626	-	2005962	Standard	1.18 - 27	53173	3.55 & Down
2005961	2005626	-	2005962	Standard	1.18 - 27	46502	3.55 & Down
2005974	2005552	2010999	2005962	Standard	1.18 - 27	53173	3.73 & Up
2005974	2005552	2010999	2005962	Standard	1.18 - 27	46502	3.73 & Up
707158-1X	73688X	706007-1X	2002914	Standard	1.18 - 27	33213	3.55 & Down
707158-1X	73688X	706007-1X	2002914	Standard	1.18 - 27	53173	3.55 & Down
707158-1X	73688X	706007-1X	2002914	Standard	1.18 - 27	46502	3.55 & Down
707159-1X	73689X	706008-2X	2002914	Standard	1.18 - 27	33213	3.73 & Up
707159-1X	73689X	706008-2X	2002914	Standard	1.18 - 27	53173	3.73 & Up
707159-1X	73689X	706008-2X	2002914	Standard	1.18 - 27	43502	3.73 & Up
708100	80383	706007X	708102	Standard	1.18 - 27	48231	3.55 & Down
708100	80383	706007X	708102	Standard	1.18 - 27	53173	3.55 & Down
708101	80384	706008X	708102	Standard	1.18 - 27	48231	3.73 & Up
708101	80384	706008X	708102	Standard	1.18 - 27	53173	3.73 & Up
708115	80751	706008X	708113	Standard	1.18 - 27	46502	3.73 & Up
708115	80751	706008X	708113	Standard	1.18 - 27	53173	3.73 & Up

⁽²⁰⁾ If spacer is required, order one 500595-17 roll pin and two 30482 spacers.

Case Assembly Kit	Case Assy.	Unloaded Case Kit	Inner Parts Kit	Type	Spline Dia. & No. Teeth	Diff. Gear	For Ratios
Dana Super 30™/186 (Continued)							
708254	76010X	706007-1X	708113	Standard	1.18 - 27	46502	3.55 & Down
708254	76010X	706007-1X	708113	Standard	1.18 - 27	53173	3.55 & Down
Dana 35™/194							
-	72939X	42147	707247X	Standard	1.18 - 27	42772	2.73 thru 3.31
-	73219X	42147	707247X	Standard	1.18 - 27	42772	2.73 thru 3.31
-	73417X	707168X	707167X	Standard	1.18 - 27	42772	3.54 & Up
-(21)	74033X	42147	707247X	Standard	1.18 - 27	43718	2.73 thru 3.31
-	75934X	47069	707436X	Standard	1.18 - 27	47559	3.54 & Up
-	75935X	47071	707436X	Standard	1.18 - 27	47559	2.73 thru 3.31
707169X	73417X	707168X	707167X	Standard	1.18 - 27	42772	3.08 & Up
707342X	75115X	707360X	707343X	Standard	1.18 - 27	46502	3.08 thru 3.73
707378X	75780X	707360X	707379X	Standard	1.18 - 27	46502	3.08 thru 4.10
707378X	75780X	707360X	707379X	Standard	1.18 - 27	53173	3.08 thru 4.10
707452X	76327X	707453X	707454X	Standard	1.18 - 27	46848	3.54 & Up
708110 ⁽²¹⁾	76292X	708137	707349X	Trac Lok	1.18 - 27	43234	3.54 & Up
708138	80325	708139	707349X	Trac Lok	1.18 - 27	43234	2.73 thru 3.31
708141 ⁽²¹⁾	80323	708140	707321X	Standard	1.18 - 27	55544	2.73 thru 3.31
708141 ⁽²¹⁾	80323	708140	707321X	Standard	1.18 - 27	54873	2.73 thru 3.31
74209X ⁽²¹⁾	74054X	43218	707247X	Standard	1.18 - 27	43718	3.54 & Up
74210X ⁽²¹⁾	73630X	707243X	707349X	Trac Lok	1.18 - 27	43234	3.54 & Up
74210X ⁽²¹⁾	73630X	707243X	707349X	Trac Lok	1.18 - 27	54880	3.54 & Up
74211X ⁽²¹⁾	73625X	43218	707247X	Standard	1.18 - 27	43718	3.54 & Up
74214X ⁽²¹⁾	74055X	43219	707247X	Standard	1.18 - 27	43718	2.73 thru 3.31
74215X ⁽²¹⁾	73631X	707242X	707173X	Trac Lok	1.18 - 27	43234	2.73 thru 3.31
74215X ⁽²¹⁾	73631X	707242X	707173X	Trac Lok	1.18 - 27	54880	2.73 thru 3.31
75053X ⁽²¹⁾	75041X	44649	707321X	Standard	1.18 - 27	45786	2.73 thru 3.31
75053X ⁽²¹⁾	75041X	44649	707321X	Standard	1.18 - 27	54873	2.73 thru 3.31
75054X ⁽²¹⁾	75028X	44590	707321X	Standard	1.18 - 27	45786	3.54 & Up
75935X	75935X	47071	707436X	Standard	1.18 - 27	46502	2.73 thru 3.31
80880 ⁽²¹⁾	80322	708142	707321X	Standard	1.18 - 27	45786	3.54 & Up
80880 ⁽²¹⁾	80322	708142	707321X	Standard	1.18 - 27	55544	3.54 & Up
Dana Super 35™/198							
707492X ⁽²¹⁾	76288X	48178	707321X	Standard	1.18 - 27	45786	3.54 & Up
707492X ⁽²¹⁾	76288X	48178	707321X	Standard	1.18 - 27	55544	3.54 & Up
707493X ⁽²¹⁾	76292X	48206	707349X	Trac Lok	1.18 - 27	43234	3.54 & Up
708109 ⁽²¹⁾	76288X	48178	707321X	Standard	1.18 - 27	45786	3.54 & Up
708109 ⁽²¹⁾	76288X	48178	707321X	Standard	1.18 - 27	55544	3.54 & Up
708183 ⁽²¹⁾	84761	708185	708184	Trac Lok	1.18 - 27	53229	3.54 & Up
708183 ⁽²¹⁾	84761	708185	708184	Trac Lok	1.18 - 27	54880	3.54 & Up
708186	84912	52957	708187	Standard	1.18 - 27	46502	3.54 & Up
708186	84912	52957	708187	Standard	1.18 - 27	53173	3.54 & Up
Dana 36™/200 ICA							
-	74224X	707015X	707226X	Trac Lok	1.18 - 27	44038	2.73 & Down
-	74230X	707016X	707226X	Trac Lok	1.18 - 27	44058	3.07 thru 3.54
706871X	71610X	706873X	706875X	Trac Lok	1.18 - 27	40276	2.73 & Down
706872X	71611X	706874X	706875X	Trac Lok	1.18 - 27	40276	3.07 thru 3.54
72836X	74230X	707016X	707226X	Trac Lok	1.18 - 27	44038	3.07 thru 3.54

(21) In this kit the side gear is machined for "C" clip clearance.

Case Assembly Kit	Case Assy.	Unloaded Case Kit	Inner Parts Kit	Type	Spline Dia. & No. Teeth	Diff. Gear	For Ratios
Dana 44™/216							
-	84336	NSS	NSS	Air Locker	1.31 - 30	-	4.10
-	84650	NSS	NSS	Air Locker	1.31 - 30	-	4.10
2007503	-	-	-	Air Locker	1.31 - 30	-	3.92 & Up
706020X	25808X	706024X	706027X	Standard	1.31 - 30	31487	3.73 & Down
706020X	25808X	706024X	706027X	Standard	1.31 - 30	40194	3.73 & Down
706021X	25806X	706025X	706027X	Standard	1.31 - 30	31487	3.92 & Up
706857X ⁽²²⁾⁽²³⁾	71559X	706858X	706859X	Standard	1.31 - 30	40194	3.73 & Down
707021-1X	75323X	706024X	707025-1X	Standard	1.31 - 30	45870	3.73 & Down
707021-1X	75323X	706024X	707025-1X	Standard	1.31 - 30	2001900	3.73 & Down
707021X	72464X	707023X	707025X	Standard	1.31 - 30	40194	3.73 & Down
707021X	72464X	707023X	707025X	Standard	1.31 - 30	41884	3.73 & Down
707022-1X	75324X	707024X	707025-1X	Standard	1.31 - 30	45870	3.92 & Up
707022-1X	75324X	707024X	707025-1X	Standard	1.31 - 30	2001900	3.92 & Up
707022X	72470X	707024X	707025X	Standard	1.31 - 30	40194	3.92 & Up
707022X	72470X	707024X	707025X	Standard	1.31 - 30	41884	3.92 & Up
707045X	72905X	706024X	707047X	Standard	1.31 - 30	42241	3.73 & Down
707045X	72905X	706024X	707047X	Standard	1.31 - 30	45870	3.73 & Down
707046X	72906X	706025X	707047X	Standard	1.31 - 30	42241	3.92 & Up
707046X	72906X	706025X	707047X	Standard	1.31 - 30	45870	3.92 & Up
707115X	73611X	707116X	706026X	Trac Lok	1.31 - 30	35657	4.10 & Down
707115X	73611X	707116X	706026X	Trac Lok	1.31 - 30	2001901	4.10 & Down
707132X	73612X	707133X	707134X	Trac Lok	1.31 - 30	41192	3.73 & Down
707132X	73612X	707133X	707134X	Trac Lok	1.31 - 30	46618	3.73 & Down
707150X	73548X	707151X	706026X	Trac Lok	1.31 - 30	35657	3.92 & Up
707150X	73548X	707151X	706026X	Trac Lok	1.31 - 30	2001901	3.92 & Up
707155X	73896X	707156X	707134X	Trac Lok	1.31 - 30	41192	3.92 & Up
707155X	73896X	707156X	707134X	Trac Lok	1.31 - 30	46618	3.92 & Up
707382X	74383X	43771	707384X	Standard	1.31 - 30	44270	3.73 & Down
707383X	74385X	43775	707385X	Trac Lok	1.31 - 30	44271	3.73 & Down
708107	84097	51256	707384X	Standard	1.31 - 30	44270	3.31 thru 4.11
708108	84098	51257	707385X	Trac Lok	1.31 - 30	44271	3.31 thru 4.11
708216	54947	708217	2017077	Standard	1.31 - 30	2001900	3.73 & Down
708218	85711	708219	708204	Trac Lok	1.31 - 30	2001901	3.73 & Down

Dana 44™/216 ICA

-	72400X	41210	707000X	Trac Lok	1.31 - 30	41573	2.87 & Down
-	72405X	41232	707000X	Trac Lok	1.31 - 30	41573	3.07 thru 3.73
-	74229X	41232	707225X	Trac Lok	1.31 - 30	44008	3.07 thru 3.73
-	74705X	41232	707225X	Trac Lok	1.31 - 30	44008	3.07 thru 3.73
-	75499X	41232	707134X	Trac Lok	1.31 - 30	46618	3.07 thru 3.73
706752X	70988X	706753X	706754X	Trac Lok	1.31 - 30	39594	3.73 & Down
80740-1	80740	50734	707134X	Standard	1.31 - 30	46618	3.07 thru 4.10

Dana 44™/216 IFS

706921X	71966X	706923X	706925X	Standard	1.31 - 30	40194	3.73 & Down
706945X	71731X	706947X	706925X	Standard	1.31 - 30	40194	3.92 & Up
707147X ⁽²¹⁾	73613X	707148X	706926X	Trac Lok	1.31 - 30	40436	3.73 & Down
707199X	73854X	707193X	706926X	Trac Lok	1.31 - 30	40436	3.92 & Up
707461X	76328X	706923X	706925X	Standard	1.31 - 30	40194	3.73 & Down
707461X	76328X	706923X	706925X	Standard	1.31 - 30	41884	3.73 & Down

⁽²¹⁾ In this kit the side gear is machined for "C" clip clearance.

⁽²²⁾ Jeep Disconnect

⁽²³⁾ Differential case has unequal inside journal diameters. (1.337" on disconnect side vs. 1.318" on non-disconnect side)

Case Assembly Kit	Case Assy.	Unloaded Case Kit	Inner Parts Kit	Type	Spline Dia. & No. Teeth	Diff. Gear	For Ratios
Dana Super 44™/226							
-	2002183	84085	NSS	Hydra-Lok	1.31 - 30	2002037	3.55 thru 4.10
-	2006736	NSS	NSS	Elec. Lock	1.37 - 32	NSS	3.13 thru 3.69
_(24)	76740X	76732X	-	Hydra-Lok	1.30 - 30	2002037/2002038	3.31 thru 3.91
_(25)	84084	NSS	NSS	Hydra-Lok	1.31 - 30	49028	3.31 thru 3.91
-	84315	NSS	NSS	Hydra-Lok	1.31 - 30	51385	3.55 thru 4.10
2005084	2004241	-	2005085	Standard	1.29 - 31	55586	3.31 thru 3.91
2007134	2007218	-	2007135	Standard	1.29 - 32	52380	3.31 thru 3.91
2008559	2008439	NSS	NSS	Elec. Lock	1.37 - 32	NSS	3.21 thru 3.91
2008571	2008437	2008438	2009156	Trac Lok	1.31 - 30	52381	3.21 thru 4.10
2008572	2008435	2008436	2009155	Standard	1.31 - 30	52380	3.21 thru 4.10
2016948	2002477	2002476	2016949	Standard	1.37 - 32	51570	2.94 thru 3.69
2016950	2006637	NSS	NSS	Elec. Lock	1.37 - 32	NSS	2.94 thru 3.54
2019116	2007614	-	-	Trac Lok	1.31 - 30	52381	3.31 thru 3.91
2019139	2004495	-	-	Elec. Lock	1.37 - 32	-	3.31 thru 3.91
Dana 50™/229							
706918X	71737X	706917X	706916X	Standard	1.31 - 30	40432	3.54 thru 4.30
706918X	71737X	706917X	706916X	Standard	1.31 - 30	49607	3.54 thru 4.30
707459X	76330X	706917X	706916X	Standard	1.31 - 30	40432	3.54 thru 4.30
Dana 60™/248							
_(26)	2001445	707214-1X	2002976	Standard	1.37 - 32	2001446	4.10 & Down
-	2009051	2008857	708197	Standard	1.42 - 33	52172	3.08 thru 3.23
_(26)	50797	708011	-	Standard	1.50 - 35	51192	4.10 & Down
_(26)	50798	708014	84184	Trac Lok	1.50 - 35	55651	4.10 & Down
-	84627	52436	708197	Standard	1.42 - 33	52172	4.10 & Down
2003174 ⁽²⁶⁾	74950X	707214X	707389X	Standard	1.37 - 32	2001446	4.10 & Down
2003177	75915X	707433X	707434X	Standard	1.37 - 32	45745	4.10 & Down
2005502	84920	706040X	706702X	Standard	1.50 - 35	55650	4.30 & Down
2011160 ⁽²⁶⁾	86028	707428X	707435X	Trac Lok	1.50 - 35	55652	4.10 & Down
2019768	2014378	707212-1X	706844X	Standard	1.50 - 35	55649	4.10 & Down
706034-2X	27168-2X	706038X	706131X	Trac Lok	1.31 - 16	35829	4.10 & Down
706035-4X	27166-4X	706039X	706460X	Trac Lok	1.50 - 35	35830	4.56 & Up
706036X	26188X	706040X	706043X	Standard	1.31 - 30	34394	4.10 & Down
706037X	26258X	706041X	706043X	Standard	1.31 - 30	34394	4.56 & Up
706129X	26251X	706040X	706130X	Standard	1.31 - 16	34365	4.10 & Down
706132X	26248X	706041X	706130X	Standard	1.31 - 16	34365	4.56 & Up
706180X ⁽²⁷⁾	26933X	706040X	706181X	Standard	1.50 - 35	35625	4.10 & Down
706182X ⁽²⁷⁾	26931X	706041X	706181X	Standard	1.50 - 35	35625	4.56 & Up
706323X	27129X	706175X	706324X	Powr Lok	1.50 - 35	35294	4.56 & Up
706665X	26258X	706669X	706671X	Standard	1.31 - 30	34394	4.56 & Up
706703X ⁽²⁷⁾	26933X	706668X	706702X	Standard	1.50 - 35	35625	4.10 & Down
707090-4X	73494-4X	707123X	707086X	Trac Lok	1.50 - 35	35830	4.10 & Down
707090-4X	73494-4X	707123X	707086X	Trac Lok	1.50 - 35	55651	4.10 & Down
707090X	73494X	707123X	707084X	Trac Lok	1.31 - 30	35803	4.10 & Down
707096X ⁽²¹⁾	73495X	706843X	707095X	Trac Lok	1.50 - 35	39256	4.10 & Down
707097-4X	73493-4X	706039X	707086X	Trac Lok	1.50 - 35	35830	4.56 & Up
707097-4X	73493-4X	706039X	707086X	Trac Lok	1.50 - 35	55651	4.56 & Up

(21) In this kit the side gear is machined for "C" clip clearance.

(24) Uses 3/8" Ring Bolts

(25) Uses 7/16" Ring Bolts

(26) Anti-lock provision

(27) Heavy Duty Case

(28) The ratio break when used in Dana 60™ /248 is 4.56 & up. When used in Dana 61™ it is 4.10 & down.

Case Assembly Kit	Case Assy.	Unloaded Case Kit	Inner Parts Kit	Type	Spline Dia. & No. Teeth	Diff. Gear	For Ratios
Dana 60™/248 (Continued)							
707120X ⁽²⁶⁾	72681X	707121X	706043X	Standard	1.31 - 30	34394	4.10 & Down
707133X	707432X	707433X	707434X	Trac Lok	1.37 - 32	45745	4.10 & Down
707135X ⁽²¹⁾⁽²⁹⁾	73271X	707136X	706844X	Standard	1.50 - 35	39232	4.10 & Down
707137X ⁽²⁹⁾	73273X	707138X	706043X	Standard	1.31 - 30	34394	4.10 & Down
707143X ⁽²⁶⁾⁽²⁹⁾	73724X	707144X	707084X	Trac Lok	1.31 - 30	35803	4.10 & Down
707163X ⁽²¹⁾⁽²⁶⁾⁽²⁹⁾	73797X	707164X	707095X	Trac Lok	1.50 - 35	39256	4.10 & Down
707174X ⁽²⁶⁾	73970X	707175X	706043X	Standard	1.31 - 30	34394	4.56 & Up
707211-1X ⁽²¹⁾⁽²⁶⁾⁽²⁹⁾	73796X	707212-1X	706844X	Standard	1.50 - 35	39232	4.10 & Down
707211X ⁽²¹⁾⁽²⁶⁾⁽²⁹⁾	73796X	707212X	706844X	Standard	1.50 - 35	39232	4.10 & Down
707213X ⁽²⁶⁾⁽²⁹⁾	73784X	707214X	706043X	Standard	1.31 - 30	34394	4.10 & Down
707339-1X	75325X	706040X	707340-1X	Standard	1.31 - 30	46355	4.10 & Down
707339X	75141X	706040X	707340X	Standard	1.31 - 30	34394	4.10 & Down
707380X	75591X	706669X	707340-1X	Standard	1.31 - 30	46355	4.56 & Up
707387-1X	74950X	707214-1X	707389X	Standard	1.37 - 32	45744	4.10 & Down
707387-1X	74950X	707214-1X	707389X	Standard	1.37 - 32	2001446	4.10 & Down
707387X	74950X	707214X	707389X	Standard	1.37 - 32	45744	4.10 & Down
707387X	74950X	707214X	707389X	Standard	1.37 - 32	2001446	4.10 & Down
707388X ⁽²¹⁾⁽²⁶⁾	74951X	707144X	707390X	Trac Lok	1.37 - 32	45745	4.10 & Down
707427X ⁽²¹⁾⁽²⁶⁾	75916X	707428X	707435X	Trac Lok	1.50 - 35	55652	4.10 & Down
707432X ⁽²⁶⁾	75915X	707144X	707434X	Trac Lok	1.37 - 32	45745	4.10 & Down
707449X ⁽²⁶⁾	75914X	707144X	707084-1X	Trac Lok	1.31 - 30	35803	4.10 & Down
707460X	76329X	706040X	706181X	Standard	1.50 - 35	35625	4.10 & Down
708010 ⁽²⁶⁾	80139	708011	706043X	Standard	1.31 - 30	34394	4.10 & Down
708013 ⁽²⁶⁾	80140	708014	707084X	Trac Lok	1.31 - 30	35803	4.10 & Down
708048	80124	706040X	708049	Standard	1.37 - 32	49482	4.10 & Down
708048-1	80415	706041X	708049	Standard	1.37 - 32	49482	4.56 & Up
Dana 60™/248 & 61							
706840X ⁽²¹⁾	71597X	706842X	706844X	Standard	1.50 - 35	39232	4.10 & Down
706841X ⁽²¹⁾	71598X	706843X	707095X	Trac Lok	1.50 - 35	39256	4.10 & Down
707097X ⁽²⁸⁾	73493X	706039X	707084X	Trac Lok	1.31 - 30	35803	- &
Dana Super 60™/256							
2005501	85336	706041X	708236	Standard	1.50 - 35	55650	4.56 & Up
2005501	85336	706041X	708236	Standard	1.50 - 35	55649	4.56 & Up
Dana 61™							
706399X	28348X	706400X	706043X	Standard	1.31 - 30	34394	3.33 & Up
707072X	73181X	706400X	706181X	Standard	1.50 - 35	35625	3.33 & Up
Dana 70™ 2U							
-	43911	-	-	No Spin	1.50 - 35	-	4.56 & Up
-	44200	-	-	No Spin	1.37 - 32	-	4.56 & Up
707073X ⁽²⁹⁾	73239X	707027X	2021289	Powr Lok	1.50 - 35	35294	4.10 & Down
707124X ⁽²⁹⁾⁽³⁰⁾	72685X	707125X	706058X	Standard	1.50 - 35	35079	4.56 & Up
707126X ⁽²⁹⁾⁽³⁰⁾	73489X	707127X	2021289	Powr Lok	1.50 - 35	35294	4.56 & Up
707128X ⁽²⁶⁾⁽³¹⁾	73488X	707129X	706058X	Standard	1.50 - 35	35079	4.10 & Down
707139X ⁽³⁰⁾	73274X	707140X	706058X	Standard	1.50 - 35	35079	4.10 & Down

⁽²¹⁾ In this kit the side gear is machined for "C" clip clearance.

⁽²⁶⁾ Anti-lock provision.

⁽²⁸⁾ The ratio break when used in Dana 60™ /248 is 4.56 & up. When used in Dana 61™ it is 4.10 & down.

⁽²⁹⁾ Outboard bearing spacers, part number 42563(width=.120", O.D.=3.015").

⁽³⁰⁾ This case has a 1/2" offset.

⁽³¹⁾ Dana 70™ HD

Case Assembly Kit	Case Assy.	Unloaded Case Kit	Inner Parts Kit	Type	Spline Dia. & No. Teeth	Diff. Gear	For Ratios
Dana 70™ 2U (Continued)							
707145X ⁽³⁰⁾	73722X	707146X	707074X	Powr Lok	1.50 - 35	35294	4.10 & Down
707176X ⁽³⁰⁾	73926X	707177X	706058X	Standard	1.50 - 35	35079	4.56 & Up
707215X ⁽²⁶⁾⁽³⁰⁾	73778X	707216X	706058X	Standard	1.50 - 35	35079	4.10 & Down
707241X ⁽²⁶⁾⁽³⁰⁾	74322X	707216X	707119X	Standard	1.50 - 35	35079	4.10 & Down
707251X ⁽²⁶⁾⁽³⁰⁾	74325X	707129X	707252X	Standard	1.37 - 32	43913	4.10 & Down
707253X ⁽²⁶⁾⁽³⁰⁾	74326X	707131X	2021290	Powr Lok	1.37 - 32	43914	4.10 & Down
707255X ⁽²⁶⁾⁽³⁰⁾	74334X	707125X	707252X	Standard	1.37 - 32	43913	4.56 & Up
707256X ⁽²⁶⁾⁽³⁰⁾	74343X	707127X	2021290	Powr Lok	1.37 - 32	43914	4.56 & Up
707276X ⁽²⁶⁾	74658X	707216X	707252X	Standard	1.37 - 32	43913	4.10 & Down
707312X	74797X	707216X	707313X	Standard	1.37 - 32	43913	4.10 & Down
708016 ⁽²⁶⁾⁽³⁰⁾	80141	708017	707252X	Standard	1.37 - 32	43913	4.10 & Down
708018 ⁽²⁶⁾⁽³⁰⁾	80142	708019	2021290	Powr Lok	1.37 - 32	43914	4.10 & Down
708022 ⁽²⁶⁾⁽³⁰⁾	80189	708023	707252X	Standard	1.37 - 32	43913	4.56 & Up
708024 ⁽²⁶⁾⁽³⁰⁾	80190	708025	2021290	Powr Lok	1.37 - 32	43914	4.56 & Up
Dana 70™ 2UA							
707130X ⁽²⁶⁾	73648X	707131X	707074X	Powr Lok	1.50 - 35	35294	4.10 & Down
Dana 70™/267							
-	28284X	706084X	-	No Spin	1.50 - 35	35683	4.56 & Up
-	28286X	706083X	-	No Spin	1.50 - 35	35683	4.10 & Down
-(³¹)	44042	-	-	No Spin	1.50 - 35	-	4.56 &
-	70716X	706185X	-	No Spin	1.50 - 35	35683	4.10 & Down
-	84692	52589	708181	Standard	1.50 - 35	52636	4.56 & Down
2005750	2003715	-	-	Trac Lok	1.37 - 32	2003722	3.73 & Down
52277	-	-	-	Ltd Slip	1.50 - 35	-	- &
706049X ⁽³⁰⁾⁽³²⁾	26035X	706053X	706057X	Powr Lok	1.50 - 35	35294	4.10 & Down
706050X ⁽³⁰⁾⁽³²⁾	26703X	706054X	706057X	Powr Lok	1.50 - 35	35294	4.56 & Up
706051X ⁽³⁰⁾⁽³²⁾	26311X	706055X	706058X	Standard	1.50 - 35	35079	4.10 & Down
706052X ⁽³⁰⁾⁽³²⁾	26308X	706056X	706058X	Standard	1.50 - 35	35079	4.56 & Up
706062X ⁽³¹⁾⁽³³⁾	26801X	707029X	706057X	Powr Lok	1.50 - 35	35294	4.10 & Down
706063X ⁽³¹⁾⁽³³⁾	26701X	706067X	706057X	Powr Lok	1.50 - 35	35294	4.56 & Up
706064X ⁽³¹⁾⁽³³⁾	28156X	706068X	706058X	Standard	1.50 - 35	35079	4.10 & Down
706065X ⁽³¹⁾⁽³³⁾	28158X	706069X	706058X	Standard	1.50 - 35	35079	4.56 & Up
706081X ⁽³⁰⁾	26033X	706083X	706085X	Standard	1.50 - 35	34794	4.10 & Down
706082X ⁽³⁰⁾⁽³²⁾	26025X	706084X	706085X	Standard	1.50 - 35	34794	4.56 & Up
706097X ⁽³¹⁾⁽³³⁾	25956X	706098X	706085X	Standard	1.50 - 35	34794	4.56 & Up
706186X ⁽³¹⁾⁽³³⁾	26798X	706185X	706085X	Standard	1.50 - 35	34794	4.10 & Down
706197X ⁽³⁰⁾⁽³²⁾	27716X	706055X	706202X	Standard	1.50 - 23	36353	4.10 & Down
706198X ⁽³⁰⁾⁽³²⁾	27717X	706056X	706202X	Standard	1.50 - 23	36353	4.56 & Up
706312X ⁽³⁰⁾⁽³²⁾⁽³⁴⁾	26703X	706313X	706057X	Powr Lok	1.50 - 35	35294	4.56 & Up
706412X ⁽³¹⁾⁽³³⁾⁽³⁴⁾	28990X	28991X	706057X	Powr Lok	1.50 - 35	35294	4.10 & Down
706413X ⁽³¹⁾⁽³³⁾⁽³⁴⁾	27898X	706470X	706057X	Powr Lok	1.50 - 35	35294	4.56 & Up
706709X ⁽³¹⁾⁽³³⁾	28156X	706710X	706058X	Standard	1.50 - 35	35079	4.10 & Down
706729X ⁽³¹⁾⁽³³⁾	26701X	706730X	706057X	Powr Lok	1.50 - 35	35294	4.56 & Up
706906X ⁽³¹⁾⁽³³⁾	28156X	706908X	706910X	Standard	1.50 - 35	35079	4.10 & Down
706907X ⁽³¹⁾⁽³³⁾	28158X	706909X	706910X	Standard	1.50 - 35	35079	4.56 & Up
706950X ⁽³⁰⁾⁽³²⁾	26311X	706055X	706910X	Standard	1.50 - 35	35079	4.10 & Down

⁽²⁶⁾ Anti-lock provision

⁽³⁰⁾ This case has a 1/2" offset.

⁽³¹⁾ Dana 70™ HD

⁽³²⁾ Dana 70™ B

⁽³³⁾ This case has a 5/8" offset.

⁽³⁴⁾ Industrial case with cone washers(31534) under case 1/2 bolts(30836-1)

Case Assembly Kit	Case Assy.	Unloaded Case Kit	Inner Parts Kit	Type	Spline Dia. & No. Teeth	Diff. Gear	For Ratios
Dana 70™/267 (Continued)							
706951X ⁽³⁰⁾⁽³²⁾	26308X	706953X	706910X	Standard	1.50 - 35	35079	4.56 & Up
707026X ⁽³⁰⁾⁽³⁵⁾	72697X	707027X	706057X	Powr Lok	1.50 - 35	35294	4.10 & Down
707028X ⁽³¹⁾⁽³³⁾	72699X	707029X	706057X	Powr Lok	1.50 - 35	35294	4.10 & Down
707054X ⁽³⁶⁾⁽³⁷⁾	73031X	707056X	706058X	Standard	1.50 - 35	35079	3.73 & Up
707088X ⁽³¹⁾⁽³³⁾	73551X	707029X	2021289	Powr Lok	1.50 - 35	35294	4.10 & Down
707118X ⁽³¹⁾⁽³³⁾	73728X	706909X	707119X	Standard	1.50 - 35	35079	4.56 & Up
707186X ⁽²⁶⁾⁽²⁷⁾⁽³¹⁾	74106X	707187X	706058X	Standard	1.50 - 35	35079	4.10 & Down
707189X ⁽²⁶⁾⁽³¹⁾⁽³³⁾	73551X	707188X	2021289	Powr Lok	1.50 - 35	35294	4.10 & Down
707227X ⁽³¹⁾⁽³³⁾	74242X	706068X	707119X	Standard	1.50 - 35	35079	4.10 & Down
707276-1X ⁽²⁶⁾	74658X	707216-1X	707252X	Standard	1.37 - 32	43913	4.10 & Down
707277-1X	74624X	707146-1X	2021290	Powr Lok	1.37 - 32	43914	4.10 & Down
707277X	74624X	707146X	2021290	Powr Lok	1.37 - 32	43914	4.10 & Down
707483X	76511X	707484X	706058X	Standard	1.50 - 35	35079	4.56 & Down
708075-1	80590	708076-1	708077	Standard	1.50 - 35	35079	4.56 & Down
708080-1	80222	708081-1	708051	Trac Lok	1.50 - 35	47796	4.56 & Down
Dana Super 70™/273							
-	2009145	-	708181	Standard	1.50 - 35	52636	4.56 & Up
-	2014450	-	2003857	Trac Lok	1.35 - 35	52139	4.56 & Down
-	52277	-	-	Trac Lok	1.50 - 35	-	4.56 & Down
2005658	2003693	708081-1	2003857	Trac Lok	1.50 - 35	52139	4.56 & Down
2019077	52277	-	-	Trac Lok	1.50 - 35	-	4.56 & Down
2021696	2014446	-	708077	Standard	1.50 - 35	35079	4.56 & Down
Dana 80™/286							
⁽²⁶⁾	74220X	708028	707185X	Standard	1.60 - 37	43652	3.73 & Down
2003548	2002339	708053	2003857	Trac Lok	1.50 - 35	52139	4.10 & Up
2011841	2002339	708053	2003857	Trac Lok	1.50 - 35	52139	4.10 & Up
2011842	80013	-	2003857	Trac Lok	1.50 - 35	52139	3.73 & Down
2014114	2010574	EATON	EATON	Ltd Slip	1.50 - 35	EATON	3.73 & Up
707061X	73165X	707062X	707063X	Standard	1.50 - 35	42411	4.10 & Up
707184X	73955X	707062X	707185X	Standard	1.60 - 37	43652	4.10 & Up
707218X ⁽²⁶⁾	-	707219X	707185X	Standard	1.60 - 37	43652	3.73 & Down
707220X ⁽²⁶⁾	73354X	707219X	707063X	Standard	1.50 - 35	42411	3.73 & Down
707232X ⁽²⁶⁾	74244X	707230X	707185X	Standard	1.60 - 37	43652	4.10 & Up
707281X	74682X	707062X	707280X	Standard	1.60 - 37	44844	4.10 & Up
707326X ⁽²⁶⁾	74839X	707219X	707063X	Standard	1.50 - 35	42411	3.73 & Down
707330X ⁽²⁶⁾	74846X	707230X	707063X	Standard	1.50 - 35	42411	4.10 & Up
707356X ⁽³⁷⁾	75352X	707333X	707358X	Powr Lok	1.50 - 35	46394	3.73 & Down
707357X ⁽³⁸⁾	75353X	707334X	707358X	Powr Lok	1.50 - 35	46394	4.10 & Up
707362X ⁽²⁶⁾⁽³⁸⁾	74682X	707363X	707280X	Standard	1.60 - 37	44844	4.10 & Up
707394X ⁽²⁶⁾	74244X	707395X	707185X	Standard	1.60 - 37	43652	4.10 & Up
707396X ⁽²⁶⁾	Dyneer	Dyneer	Dyneer	Dyneer	1.60 - 37	Dyneer	4.10 & Up
707477X ⁽²⁶⁾	76121X	708053	708051	Trac Lok	1.50 - 35	47796	4.10 & Up

⁽²⁶⁾ Anti-lock provision

⁽²⁷⁾ Heavy Duty Case

⁽³⁰⁾ This case has a 1/2" offset

⁽³¹⁾ Dana 70™ HD

⁽³²⁾ Dana 70™ B

⁽³³⁾ This case has a 5/8" offset

⁽³⁵⁾ Dana 70™ B, Dana 70™ U

⁽³⁶⁾ This case has a 31/32" offset

⁽³⁷⁾ Can be replaced by Trac Lok 2011842

⁽³⁸⁾ Can be replaced by Trac Lok 2011841

Case Assembly Kit	Case Assy.	Unloaded Case Kit	Inner Parts Kit	Type	Spline Dia. & No. Teeth	Diff. Gear	For Ratios
Dana 80™/286 (Continued)							
708003 ⁽²⁶⁾	80013	708055	708051	Trac Lok	1.50 - 35	47796	3.73 & Down
708003 ⁽²⁶⁾	80013	708055	708051	Trac Lok	1.50 - 35	52139	3.73 & Down
708027 ⁽²⁶⁾	74839X	708028	707063X	Standard	1.50 - 35	42411	3.73 & Down
708029 ⁽³⁸⁾	75352X	707333X	707358X	Powr Lok	1.50 - 35	46394	3.73 & Down
708031 ⁽²⁶⁾	74846X	708032	707063X	Standard	1.50 - 35	42411	4.10 & Up
708033 ⁽³⁸⁾	75353X	708034	707358X	Powr Lok	1.50 - 35	46394	4.10 & Up
708052 ⁽²⁶⁾	76121X	708053	708051	Trac Lok	1.50 - 35	47796	4.10 & Up
708054 ⁽²⁶⁾	80013	708055	708051	Trac Lok	1.50 - 35	52139	3.73 & Down
708054 ⁽²⁶⁾	80013	708055	708051	Trac Lok	1.50 - 35	52139	3.73 & Down
708054 ⁽²⁶⁾	80013	708055	708051	Trac Lok	1.50 - 35	47796	3.73 & Down
708097	Dyneer	Dyneer	Dyneer	Dyneer	1.60 - 37	Dyneer	4.10 & Up
708170	84454	708053	708232	Trac Lok	1.50 - 35	52139	4.10 & Up

⁽²⁶⁾ Anti-lock provision

⁽³⁷⁾ Can be replaced by Trac Lok 2011842

⁽³⁸⁾ Can be replaced by Trac Lok 2011841

Semi Float Dana 61™ -1 and Dana 61™ -2

Ratio	Dana Axle Model	Gear Set	Ring & Pinion Kit	Differential Case Assembly	Differential Case Assembly Kit
STANDARD DIFFERENTIAL (With Axle Shaft Retainer)					
3.00	61-2	71196X	706808-2X	71597X	706840X
3.07	61-2	70870X	706808-3X	71597X	706840X

LIMITED SLIP DIFFERENTIAL (With Axle Shaft Retainer)

3.00	61-2	71196X	706808-2X	71598X	706841X
3.07	61-2	70870X	706808-3X	71598X	706841X

Full Float Dana 61™-1 and Dana 61™-2

Ratio	Dana Axle Model	Gear Set	Ring & Pinion Kit	Differential Case Assembly	Differential Case Assembly Kit
STANDARD DIFFERENTIAL					
3.07	61-2	28298X	706396-5X	26188X	706036X
3.07	61-1	29716X	706396-5X	26188X	706036X
3.31	61-2	28305X	706396-1X	26188X	706036X
3.54	61-1, -2	24813X	706033-1X	28348X	706399X
3.73	61-1, -2	25538X	706033-2X	28348X	706399X
4.10	61-1, -2	28407X	706033-3X	28348X	706399X
4.56	61-1, -2	70907X	706661-8X	28348X	706399X

LIMITED SLIP DIFFERENTIAL

3.07	61-2	28298X	706396-5X	27168X	708018
3.07	61-1	29716X	706396-5X	27168X	708018
3.31	61-2	28305X	706396-1X	27168X	708018
3.31	61-1	29717X	706396-1X	27168X	708018
3.54	61-1	70637X	706661-6X	27166X	707097X
3.73	61-1	29420X	706396-4X	27166X	707097X
4.10	61-1	70908X	706661-9X	27166X	707097X

All differential cases listed below are open/std. carrier style and unloaded.

SVL Part Number	Axle Model	Application Summary	Notes	Interchange
10019421	Chrysler 9.25	1973-75 Plymouth, 1974-75 Chrysler, 1973-2009 Dodge	Rear, 2010 & Down	YCC4384222
10019418	Dana 35™	1992-03 Jeep Grand Cherokee, 2007-13 Jeep JK, 1997-06 Jeep TJ, 1987-95 Jeep YJ, 68-87 AMC	3.54 & Up, w/1.625" bearing hub dia.	YCD43218
10019426	Ford 10.25	1985-2005 Ford	Rear	YCF100500
10019425	Ford 7.5	1978-2011 Ford, 1979-87 Lincoln, 1995-02 Lincoln	Rear	YCF750500
10019424	Ford 9	1955-87 Ford, 1958-79 Lincoln, 1967-79 Mercury	Rear, 28/31 Spline 2 Pinion	YCF900500
10019429	Ford 9.75	1997-13 Ford, 2007-13 Lincoln	Rear	YCF975500
10019415	GM 7.625 IFS	2004-12 GM	IFS, 3.23 & up	YCG12479242
10019417	GM 8.25	2010-13 Cadillac, 1988-13 GM Truck	Front, 3.42 & up	YCG26018131
10019412	GM 8.5	1970-03 Chevrolet, 1977-03 GMC, 1970-87 Pontiac	Rear, 28/30 Spline, 2.73 & up	YCG26010481
10019428	GM 8.6	2001-08 GM truck	Rear, Version 2, 2.73 & up	YCG40007876
10019420	GM 9.25, GM 9.5 IFS, Chrysler 9.25 Front	1988-03 Chevrolet, 2003-10 Dodge, 1979-13 GMC	3.42 & up	YCG40013506
10019431	GM 10.5	1979-13 GM	Rear, 4.10 & Down	YCG6258336
10019411	GM 12 Bolt	1969-86 GM	Rear, 3.73 & Up	YCG6258086
10019430	Toyota T100/ Tacoma	1999-06 Tundra, 1995-15 Tacoma, 1993-98 T100	Rear, 3.73 & Down	YCT35026

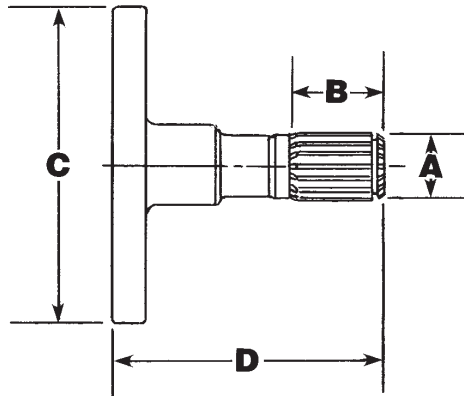
Spicer Chromoly Part Number	Axle Model	Make	Application Summary	Location	Position	Spline	Length	Original Spicer Part Number	U-Joint PN#
10014980	DANA 30™	Jeep	2007-15 Jeep Wrangler JK (1310 Series)	Inner	Left	27	18.8"	2005600-1	5-760X
10014981	DANA 30™	Jeep	2007-15 Jeep Wrangler JK (1310 Series)	Inner	Right	27	34.5"	2005600-2	5-760X
10014979	DANA 30/44™	Jeep	2007-14 Jeep Wrangler JK (1310 Series)	Outer	Right/Left	32	6.33"	2004509	5-760X
10015196	DANA 30™	Jeep	2007-15 Jeep Wrangler JK (1350 Series)	Inner	Left	27	18.8"	2014617-1	5-7166X
10015344	DANA 30™	Jeep	2007-15 Jeep Wrangler JK (1350 Series)	Inner	Right	27	34.5"	2014617-2	5-7166X
10015185	DANA 44™	Jeep	2007-14 Jeep Wrangler JK (1350 Series)	Inner	Left	30	19.78"	2014170-1	5-7166X
10015186	DANA 44™	Jeep	2007-14 Jeep Wrangler JK (1350 Series)	Inner	Right	30	33.57"	2014170-2	5-7166X
10014982	DANA 44™	Jeep	2007-14 Jeep Wrangler JK (1350 Series) W/ Aftermarket Locker	Inner	Left	30	19.11"	N/A	5-7166X
10014983	DANA 44™	Jeep	2007-14 Jeep Wrangler JK (1350 Series) W/ Aftermarket Locker	Inner	Right	30	34.19"	N/A	5-7166X
10015183	DANA 30/44™	Jeep	2007-14 Jeep Wrangler JK (1350 Series)	Outer	Right/Left	32	6.33"	2014171	5-7166X
10007775	DANA 30™	Jeep	1982-83 CJ5, 1982-86 CJ7	Inner	Left	27	28.69"	27941-10X	5-760X
10007766	DANA 30™	Jeep	1972-81 CJ5, 1976-81 CJ7	Inner	Left	27	27.01"	2-82-1381-6	5-760X
10007770	DANA 30™	Jeep	1972-81 CJ5, 1976-81 CJ7	Inner	Right	27	14.13"	27941-3X	5-760X
10007777	DANA 30™	Jeep	1982-83 CJ5, 1982-86 CJ7	Inner	Right	27	15.79"	27941-9X	5-760X
10007804	DANA 30/44™	Jeep/IHC	1972-83 CJ5, 1976-86 CJ7, 1971-80 Scout	Outer	Right/Left	27	8.72"	N/A	5-760
10007764	DANA 30/44™	Jeep/IHC	1972-83 CJ5, 1976-86 CJ7, 1971-80 Scout	Outer	Right/Left	30	8.72"	N/A	5-760X
10007743	DANA 30™	Jeep	1997-06 Wrangler TJ, 1984-01 Cherokee XJ, 1987-95 Wrangler YJ	Inner	Left	27	16.61"	73898-1X	5-760X
10007744	DANA 30™	Jeep	1997-06 Wrangler TJ, 1984-01 Cherokee XJ, 1987-95 Wrangler YJ	Inner	Right	27	32.36"	73898-2X	5-760X
10007747	DANA 30/44™	Jeep	1997-06 Wrangler TJ, 2003-06 Wrangler TJ Rubicon, 1984-01 Cherokee XJ, 1987-95 Wrangler YJ	Outer	Right/Left	27	6.11"	43205	5-760X

Spicer Chromoly Part Number	Axle Model	Make	Application Summary	Location	Position	Spline	Length	Original Spicer Part Number	U-Joint PN#
10007742	DANA 30™	Jeep	1997-06 Wrangler TJ, 1984-01 Cherokee, 1987-95 Wrangler YJ (Designed for applications converting to manual locking hubs only)	Outer	Right/Left	27	8.31"	N/A	5-760X
10007781	DANA 44™	Ford	1971-77 Bronco	Inner	Right	27	28.06"	27657-1X	5-760X
10007779	DANA 44™	Ford	1971-77 Bronco	Inner	Left	27	18.44"	27657-2X	5-760X
10007803	DANA 44™	Jeep/ Ford	1971-79 Bronco, 1971-79 Ford F-150, Wagoneer 1974-79, 1974-76 J10, 1972-74 Dodge W100 4WD, 1974 Ram Charger	Outer	Right/Left	19	9.72"	620200	5-760X
10007801	DANA 44™	Ford	1971-77 Bronco	Inner	Right	30	27.94"	27553-11X	5-760X
10007813	DANA 44™	GM	1969-80 Blazer, 1969-80 K10/1500, 1977-80 K20/2500, 1969-80 K5 Blazer, 1969-80 Suburban	Inner	Left	30	36.13"	28902-2X	5-760X
10007810	DANA 44™	Jeep	1980-92 Wagoneer	Inner	Right	30	15.80"	27902-52X	5-760X
10007811	DANA 44™	Jeep	1980-92 Wagoneer	Inner	Left	30	32.12"	27902-16X	5-760X
10008249	DANA 44™	Ford	1976-78 F-150, F-250	Inner	Left	30	18.63"	27902-31X	5-760X
10008248	DANA 44™	Ford	1976-78 F-150, F-250	Inner	Right	30	34.75"	27902-35X	5-760X
10007800	DANA 44™	Dodge	1985-89 D600 Export 1972-74 Ramcharger & Trailduster	Inner	Right	30	18.39"	27902-11X	5-760X
10007805	DANA 44™	Ford	1978-79 Bronco, 1973-79 F-150	Inner	Left	30	18.92"	27902-4X	5-760X
10007806	DANA 44™	Ford	1978-79 Bronco, 1973-79 F-150	Inner	Right	30	33.91"	27902-3X	5-760X
10007768	DANA 44™	Jeep	1974-79 Wagoneer	Inner	Left	30	32.95"	27902-14X	5-760X
10007799	DANA 44™	Jeep/ IHC	1971-80 Scout II 1974-79 Wagoneer	Inner	Right	30	14.78"	28902-13X	5-760X
10007745	DANA 44™	Jeep	2003-06 Wrangler TJ Rubicon	Inner	Left	30	16.96"	84394-2	5-760X
10007746	DANA 44™	Jeep	2003-06 Wrangler TJ Rubicon	Inner	Right	30	31.84"	84394-1	5-760X
10008250	DANA 44™	Jeep	2003-06 Wrangler TJ Rubicon	Outer	Right/Left	30	6.16"	N/A	5-760X
10007802	DANA 44™	GM	1996-77 Blazer, 1969-80 K10/K1500, 1969-80 K20/K2500, 1969-80 K5 Blazer, 1969-80 Suburban, 1974-92 Wagoneer	Outer	Right/Left	19	9.94"	41677	5-760X
10008247	DANA 44™	Ford	1976-77 F250	Outer	Right/Left	19	10.66"	37951	5-760X
10007808	DANA 44™ / GM 8.5"	GM	1979-87 Blazer, 1979-87 K10/K15/K1500, 1979-87 K20/K25/K2500, 1979-87 K5 Blazer, 1979-87 Suburban,	Inner	Right	28	19.15"	29903-1X	5-760X

Spicer Chromoly Part Number	Axle Model	Make	Application Summary	Location	Position	Spline	Length	Original Spicer Part Number	U-Joint PN#
10007809	DANA 44™ / GM 8.5"	GM	1979-87 Blazer, 1979-87 K10/K15/K1500, 1979-87 K20/K25/K2500, 1979-87 K5 Blazer, 1979-87 Suburban,	Inner	Left	28	35.46"	660276-1	5-760X
10007823	DANA 44™ / GM 8.5"	GM	1988-91 Blazer, 1988-91 K10/K15/K1500, 1988-91 K5 Blazer, 1988-91 Suburban	Inner	Right	30	19.15"	N/A	5-760X
10008246	DANA 44™ / GM 8.5"	GM	1988-91 Blazer, 1988-91 K10/K15/K1500, 1988-91 K5 Blazer, 1988-91 Suburban	Inner	Left	30	35.46"	28902-6X	5-760X
10007748	DANA 60™	Ford	1988-98 F350	Inner	Right	35	36.97"	76660-2X	SPL55-4X
10007749	DANA 60™	Ford	1988-98 F350	Inner	Left	35	16.17"	76660-1X	SPL55-4X
10007819	DANA 60™	Ford	1985-88 F-350	Inner	Right	35	36.68"	660182-36	SPL55-3X
10007816	DANA 60™	Ford/Dodge	1985-88 Ford F350, 1981-93 W250, 1976-80 W300, 1981-93 W350	Inner	Left	35	15.96"	660182-1	SPL55-3X
10007820	DANA 60™	Ford	1978-79 F350 Snofighter	Inner	Right	35	34.56"	660182-10	SPL55-3X
10007817	DANA 60™	Ford	1978-79 F350 Snofighter	Inner	Left	35	18.70"	660182-11	SPL55-3X
10007762	DANA 60™	Ford	1988-98 F350 (Inner Spline Snap Ring Location)	Outer	Right/Left	30	11.38"	48903	SPL55-3X
10007822	DANA 60™	Ford	1978-88 F350 (Outer Spline Snap Ring Location)	Outer	Right/Left	30	11.40"	620085	SPL55-3X
10007814	DANA 60™	Ford	1978-88 F350	Outer	Right/Left	35	11.38"	53386	SPL55-3X

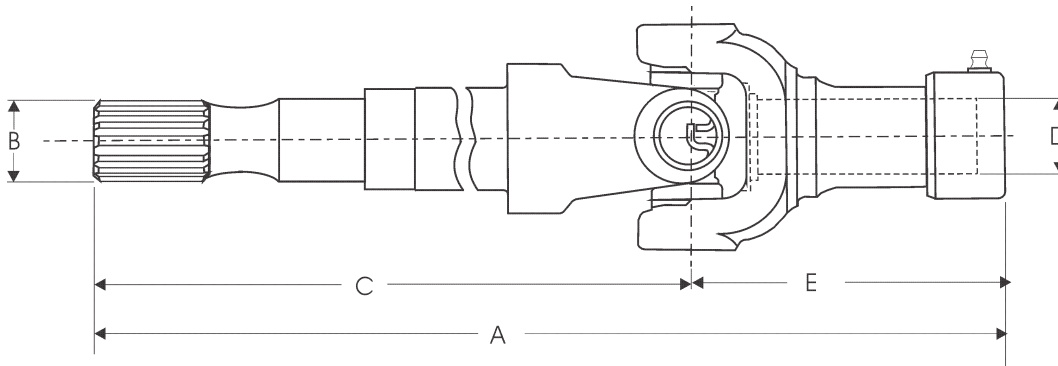
IFS AXLE SHAFTS

Dimensions & Components



Length of Flange Face to Spline End D	Complete Shaft Assembly Part Number	Spline Dia. & Number of Teeth	Spline Length	Flange Diameter	Bolt Circle	Number of Bolts	Float
		A	B	C			
3.876	620964	1.18 - 27	.790	5.630	4.840	6	SEMI
4.796	620516	1.18 - 27	1.625	5.630	4.843	6	SEMI
4.796	620842	1.18 - 27	1.625	5.630	4.843	6	SEMI
4.863	43157	1.00 - 23	1.693	3.715	3.120	4	SEMI
4.979	44100	1.00 - 23	1.693	3.745	3.071	6	SEMI
5.297	2004950	1.29 - 30	1.330	5.354	4.488	6	SEMI
14.870	43159	1.00 - 23	1.693	3.715	3.120	4	SEMI
14.986	44102	1.00 - 23	1.693	3.745	3.071	6	SEMI
18.998	2004949	1.29 - 30	1.330	5.354	4.488	6	SEMI
20.422	620515	1.18 - 27	1.625	5.630	4.843	6	SEMI

Listed by Complete Assembly Number



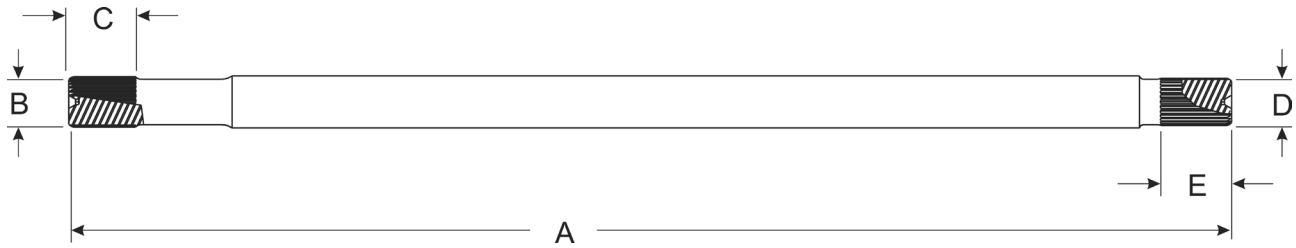
Complete Assembly Number	U-Joint Kit	Overall Length	Major Spline Diameter	C/L to End of Spline	Yoke Shaft Number	Major Spline Diameter	C/L to End of Spline	Slip Yoke Part Number
		A	B	C		D	E	
660232-1	5-1350X	15.14	1.31 - 30	9.89	700153	1.39 - 30/31 ⁽³⁹⁾	5.25	3-3-2861X
660396-1	5-760X	15.39	1.31 - 30	9.89	700152	1.39 - 30/31 ⁽³⁹⁾	5.50	2-3-8311X
71432-1X	5-760X	15.39	1.31 - 30	9.89	620308-1	1.39 - 30/31 ⁽³⁹⁾	5.50	2-3-8481X
71691X	5-456X	15.12	1.00 - 23	10.06	40391	1.21 - 26/28 ⁽⁴⁰⁾	5.06	2-3-8811X
71735-1X	5-760X	15.64	1.31 - 30	10.14	40437-1	1.39 - 30/31 ⁽³⁹⁾	5.50	2-3-8481X
71738-1X	5-1350X	15.33	1.31 - 30	10.08	40438-1	1.39 - 30/31 ⁽³⁹⁾	5.25	3-3-2861X
71739-1X	5-760X	15.64	1.31 - 30	10.14	40437-1	1.39 - 30/31 ⁽³⁹⁾	5.50	2-3-8311X
72041-1X	5-760X	15.14	1.31 - 30	10.14	40437-1	1.39 - 30/31 ⁽³⁹⁾	5.06	2-3-8741X
72043-1X	5-1350X	14.89	1.31 - 30	10.08	40438-1	1.39 - 30/31 ⁽³⁹⁾	4.81	3-3-3001X
73414-1X	5-760X	16.10	1.16 - 27	11.04	42571-1	1.39 - 30/31 ⁽³⁹⁾	5.06	2-3-8741X
74414-1X	5-760X	15.01	1.00 - 23	9.95	44316-1	1.39 - 30/31 ⁽³⁹⁾	5.06	2-3-8741X
71691X	5-456X	15.12	1.00 - 23	10.06	40391	1.21 - 26/28 ⁽⁴⁰⁾	5.06	2-3-8811X

(39) 1.39 - 30 based on 31 spline

(40) 1.21 - 26 based on 28 spline

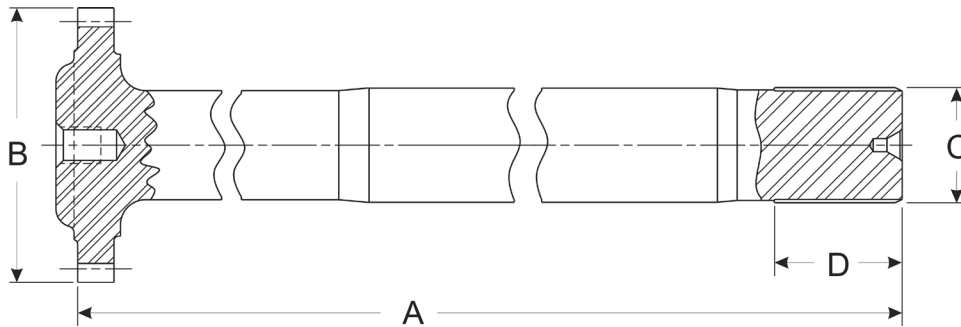
DUAL SPLINED AXLE SHAFTS

Dimensions & Components



Complete Assembly Number	Spline End to Spline End	Spline Dia. & Number of Teeth	Spline Dia. & Number of Teeth	Spline Length	Float	Spline Length
	A	B	D	C		E
2003734	19.42	1.18 - 27	1.25 - 29	1.61	Front	1.51
2003906-1	30.89	1.33 - 31	1.25 - 29	1.77	Semi	1.87
2003906-2	32.37	1.33 - 31	1.25 - 29	1.77	Semi	1.87
80297*	16.59	1.18 - 27	1.18 - 27	1.65	Front	1.65
84270	16.93	1.18 - 27	1.25 - 29	1.61	Front	1.51
84743	17.99	1.18 - 27	1.25 - 29	2.68	Front	1.51

*Includes snap rings (46072)

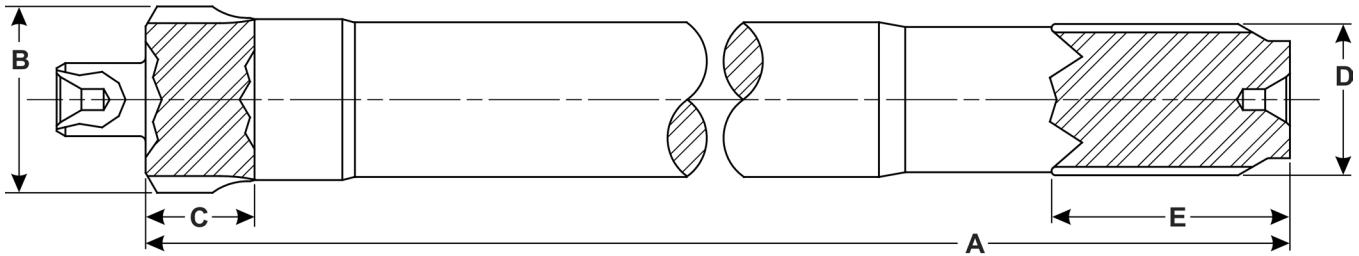


Complete Assembly Number	Length of Splined Flange Face to Spline End	Spline Dia. & Number of Teeth	Spline Length	Splined Flange Dia. & Number of Teeth	Float
	A	C	D	B	
36625-1	36.18	1.50-35	1.77	3.77-20	Full
44264-1	36.17	1.58-37	1.74	3.77-20	Full
44264-2	39.27	1.58-37	1.74	3.77-20	Full

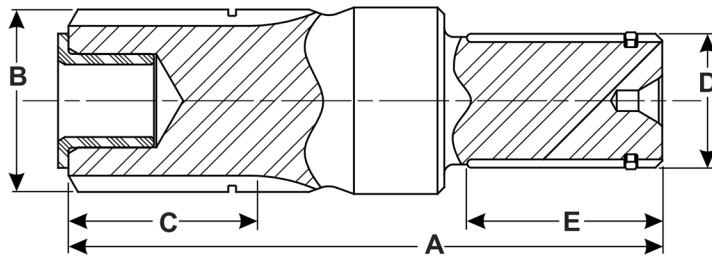
INTERMEDIATE SHAFTS

Dimensions & Components

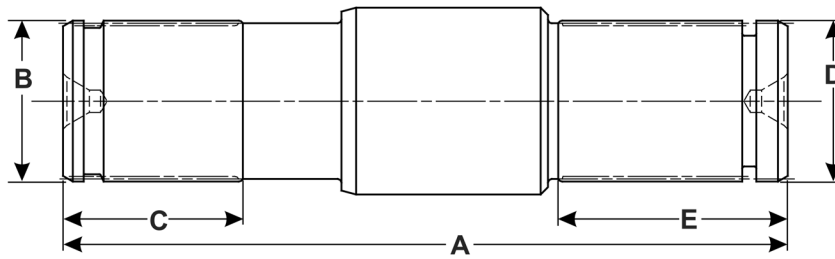
Listed By Assembly Number



Style 1



Style 2



Style 3

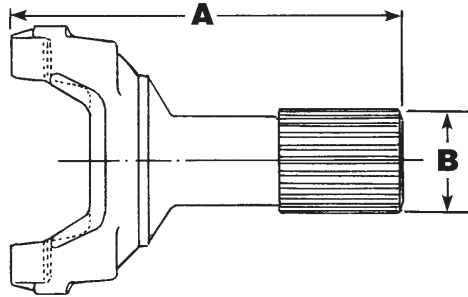
Complete Shaft Assy. Part Number	Spline Dia. & Number of Teeth	Spline Length	Spline Dia. & Number of Teeth	Spline Length	End of Spline to End of Spline Length	Figure
	B	C	D	E	A	
45531	1.59 - 15	.93	1.31 - 30	2.00	19.77	1
49490	1.90 - 18	.93	1.37 - 32	2.00	19.77	1
52063	1.31 - 30	1.41	1.31 - 30	1.81	5.83	3
52064	1.31 - 30	3.28	1.31 - 30	1.81	8.56	3
75117X*	1.59 - 15	1.57	1.18 - 27	1.66	5.18	2
75265X**	2.10 - 15	.93	1.31 - 30	1.80	18.18	1

* Includes bushing (43337) and snap ring (46072)

**Includes bushing (43337)

For Independent Rear Suspensions (Corvette & Viper)
Dimensions & Components

Listed By Assembly Number



Complete Shaft Assy. Part Number	Centerline to End of Spline	Spline Dia. & Number of Teeth	Yoke Shaft Part Number	Flinger Number	Series	Use with U-Joint Kit
	A	B				
-	6.70	1.177 - 27	3-82-1001-1	-	1350	5-3615X
-	7.23	1.177 - 27	3-82-1001-2	-	1350	5-3615X
-	7.27	1.177 - 27	41533-1	-	1350	5-3615X
-	6.74	1.177 - 27	41533-2	-	1350	5-3615X
-	6.74	1.177 - 27	46822-2	-	1350	5-3615X
-	7.27	1.177 - 27	46822-1	-	1350	5-3615X
70987-1X	6.57	1.310 - 30	2-82-1491-1	39591	1330	5-213X
70987-2X	7.42	1.310 - 30	2-82-1491-2	39591	1330	5-213X
71090-1X	6.57	1.310 - 30	3-82-961-1	39591	1350	5-178X
71090-2X	7.42	1.310 - 30	3-82-961-2	39591	1350	5-178X
72404-1X	7.36	1.310 - 30	41216-1	41218	1350	5-3615X
72404-2X	6.59	1.310 - 30	41216-2	41218	1350	5-3615X
74788-1X	7.36	1.310 - 30	45628-1	41218	1350	5-3615X
74788-2X	6.59	1.310 - 30	45628-2	41218	1350	5-3615X

Note: Optional premium U-Joint Kits 1350 Series:

- 5-3615X Aluminum yoke - non-greasable
- 5-1350X Steel Yoke - non-greasable
- 5-1350-1X Steel Yoke - greasable

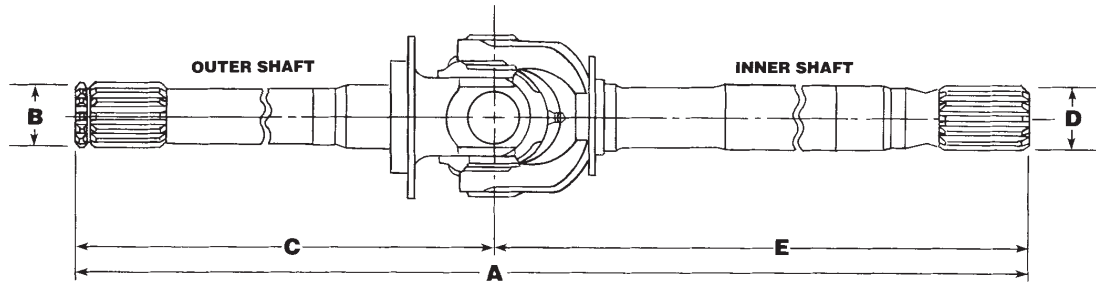
Note: Optional premium U-Joint Kits 1330 Series:

- 5-1330X Steel Yoke - non-greasable
- 5-1330-1X Steel Yoke - greasable

FRONT AXLE SHAFTS

Dimensions & Components

Listed By Complete Assembly Number

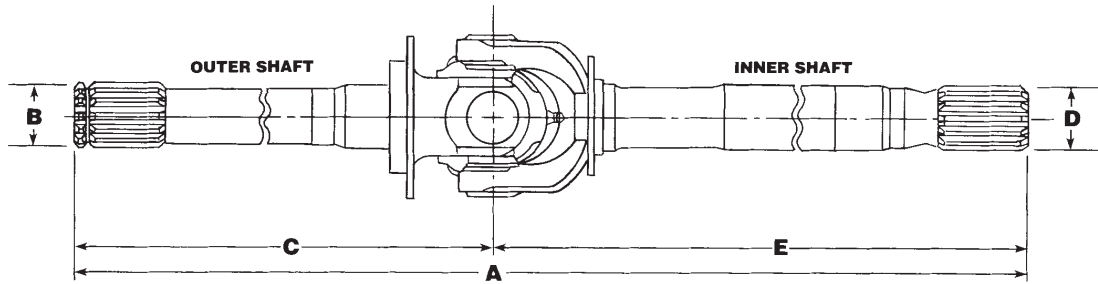


Axle Shaft Assy		Outer Shaft Spindle End			Inner Shaft Side Gear		
Complete Assembly Number	Overall Length	Length	Yoke Shaft Part Number	Tone Ring/Slinger/Seal	Length	Yoke Shaft Part Number	Slinger/Seal
	A				C		
027WD06003	CV AXLE				B = 1.17 - 27		D = 1.18 - 27
-1	40.08	6.02	27-199-28X	-	37.06	27-92-51-1	-
-2	32.18	6.02	27-199-28X	-	18.29	27-92-51-2	-
-3	41.14	6.02	-	-	35.12	27-92-51-3	-
-4	23.25	6.02	-	-	17.23	27-92-51-4	-
10004053	USES U-JOINT KIT SPL70-4X				B = 1.49 - 35		D = 1.49 - 35
	29.33	10.77	10004051	50381	18.56	10009767	-
10004054	USES U-JOINT KIT SPL70-4X				B = 1.49 - 35		D = 1.49 - 35
	44.49	10.77	10004051	50381	33.72	10009448	-
2002533	USES U-JOINT KIT 5-7166X				B = 1.29 - 32		D = 1.31 - 30
-1	26.06	6.30	2002421	-	19.76	2002442-1	-
-2	39.83	6.30	2002421	-	35.53	2002442-2	-
2002693	USES U-JOINT KIT SPL55-4X				B = 1.30 - 30		D = 1.30 - 30
-1	46.44	9.31	2002692	54520	37.13	76111-1X	50381
-2	25.21	9.31	2002692	54520	15.90	76111-2X	50381
2002694	USES U-JOINT KIT SPL55-3X				B = 1.31 - 30		D = 1.50 - 35
-1	46.93	9.31	2002692	54520	37.62	76151-1X	50381
-2	24.70	9.31	2002692	54520	15.39	76151-2X	50381
-3	47.90	9.31	2002692	54520	38.59	76151-3X	50381
-4	25.67	9.31	2002692	54520	16.36	76151-4X	50381
2004508	USES U-JOINT KIT 5-760X				B = 1.29 - 32		D = 1.18 - 27
-1	25.11	6.30	2004509	-	18.81	2004511-1	-
-2	40.83	6.30	2004509	-	34.53	2004511-2	-
2004684	USES U-JOINT KIT 5-7166X				B = 1.29 - 32		D = 1.30 - 30
-2	39.82	6.30	2002421	-	33.53	2005603-2	-
2006005	USES U-JOINT KIT SPL55-4X				B = 1.50 - 35		D = 1.50 - 35
-1	45.96	7.03	53217	2017426	38.93	84911-1	2014835
-2	23.73	7.03	53217	2017426	16.70	84911-2	2014835
2006007	USES U-JOINT KIT SPL70-4X				B = 1.50 - 35		D = 1.50 - 35
-1	48.87	7.50	53694	2017426	41.36	84919-5	2014835
-2	26.63	7.50	53694	2017426	19.12	84919-6	2014835
2006481	USES U-JOINT KIT 5-760X				B = 1.29 - 32		D = 1.18 - 27
-1	25.11	6.30	2004509	-	18.81	2005600-1	-
-2	40.83	6.30	2004509	-	34.53	2005600-2	-

FRONT AXLE SHAFTS

Dimensions & Components

Listed By Complete Assembly Number



Axle Shaft Assy		Outer Shaft Spindle End			Inner Shaft Side Gear		
Complete Assembly Number	Overall Length	Length	Yoke Shaft Part Number	Tone Ring/Slinger/Seal	Length	Yoke Shaft Part Number	Slinger/Seal
	A	C			E		
2006484	USES U-JOINT KIT 5-7166X				B = 1.29 - 32	D = 1.30 - 30	
-1	26.06	6.30	2002421	-	19.76	2005603-1	-
-2	39.83	6.30	2002421	-	33.53	2005603-2	-
2006729	USES U-JOINT KIT SPL70-4X				B = 1.50 - 35	D = 1.50 - 35	
-1	48.57	7.03	2006099	2017426	41.54	84919-9	2014835
-2	26.34	7.03	2006099	2017426	19.31	84919-10	2014835
2006820	USES U-JOINT KIT SPL55-4X				B = 1.49 - 35	D = 1.49 - 35	
-1	45.96	7.03	53217	2017426	38.93	84911-1	2014835
-2	23.72	7.03	53217	2017426	16.69	84911-2	2014835
2006821	USES U-JOINT KIT SPL70-4X				B = 1.49 - 35	D = 1.49 - 35	
-1	48.88	7.51	53694	2017426	41.37	84919-5	2014835
-2	26.63	7.51	53694	2017426	19.12	84919-6	2014835
2006969	USES U-JOINT KIT 5-760X				B = 1.17 - 27	D = 1.30 - 30	
-1	37.96	6.11	2006964	46988	31.85	2006968-1	-
-2	23.04	6.11	2006964	46988	16.93	2006968-2	-
2013341	USES U-JOINT KIT SPL55-4X				B = 1.50 - 35	D = 1.50 - 35	
-1	45.96	7.03	53217	2017426	38.93	2013338-1	-
-2	27.72	7.03	53217	2017426	16.69	2013338-2	-
2013342	USES U-JOINT KIT SPL70-4X				B = 1.50 - 35	D = 1.50 - 35	
-1	48.87	7.51	53694	2017426	41.36	2013340-1	-
-2	26.63	7.51	53694	2017426	19.12	2013340-2	-
2013443	USES U-JOINT KIT SPL55-4X				B = 1.50 - 35	D = 1.50 - 35	
-1	45.96	7.03	53217	2017426	38.93	2013338-1	-
-2	23.72	7.03	53217	2017426	16.69	2013338-2	-
2013558	USES U-JOINT KIT SPL70-4X				B = 1.50 - 35	D = 1.50 - 35	
-1	48.57	7.03	2006099	2017426	41.54	2013554-1	-
-2	26.34	7.03	2006099	2017426	19.31	2013554-2	-
2013563	USES U-JOINT KIT SPL70-4X				B = 1.50 - 35	D = 1.50 - 35	
-1	48.57	7.03	2006099	2017426	41.54	2013554-1	2014835
-2	26.34	7.03	2006099	2017426	19.31	2013554-2	2014835
2013564	USES U-JOINT KIT SPL55-4X				B = 1.50 - 35	D = 1.50 - 35	
-1	45.96	7.03	53217	2017426	38.93	2013338-1	2014835
-2	23.72	7.03	53217	2017426	16.69	2013338-2	2014835

FRONT AXLE SHAFTS

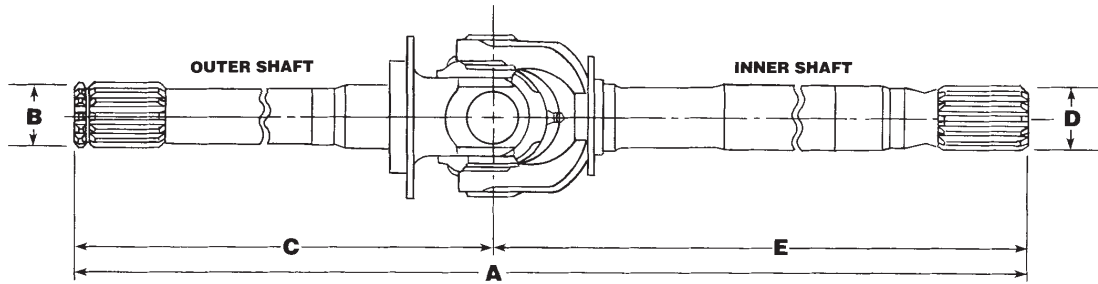
Dimensions & Components

Axle Shaft Assy		Outer Shaft Spindle End			Inner Shaft Side Gear		
Complete Assembly Number	Overall Length	Length	Yoke Shaft Part Number	Tone Ring/Slinger/Seal	Length	Yoke Shaft Part Number	Slinger/Seal
	A	C			E		
2013565	USES U-JOINT KIT SPL70-4X			B = 1.50 - 35	D = 1.50 - 35		
-1	48.87	7.51	53694	2017426	41.36	2013340-1	2014835
-2	26.63	7.51	55694	2017426	19.12	2013340-2	2014835
2014169	USES U-JOINT KIT 5-7166X			B = 1.29 - 32	D = 1.31 - 30		
-1	26.06	6.30	2014171	-	19.76	2014170-1	-
-2	39.83	6.30	2014171	-	33.53	2014170-2	-
2014616	USES U-JOINT KIT 5-7166X			B = 1.29 - 32	D = 1.17 - 27		
-1	25.11	6.30	2014171	-	18.81	2014617-1	-
-2	40.83	6.30	2014171	-	34.53	2014617-2	-
202616	USES U-JOINT KIT 5-260X			B = 1.12 - 10	D = 1.12 - 10		
-1	21.59	8.22	2-82-161	-	13.37	27777-1X	-
-2	34.47	8.22	2-82-161	-	26.25	27777-2X	-
-3	24.84	8.22	2-82-161	-	16.62	27777-3X	-
-4	39.93	8.22	2-82-161	-	31.91	27777-4X	-
-11	40.75	8.22	2-82-161	-	32.53	27777-5X	-
-12	24.12	8.22	2-82-161	-	15.90	27777-6X	-
-14	43.84	8.22	2-82-161	-	35.62	27777-10X	-
-17	22.19	8.22	2-82-161	-	13.97	27777-7X	-
-18	34.83	8.22	2-82-161	-	26.61	27777-8X	-
202819	USES U-JOINT KIT 5-260X			B = 1.25 - 19	D = 1.25 - 19		
-4	44.62	8.62	2-82-181	-	36.00	27659-2X	-
-5	27.31	8.62	2-82-181	-	18.69	27659-3X	-
203541	USES U-JOINT KIT 5-260X			B = 1.12 - 10	D = 1.25 - 19		
-1	27.56	8.22	2-82-161	-	19.34	27660-1X	-
-2	43.56	8.22	2-82-161	-	35.34	27660-2X	-
-4	39.31	8.22	2-82-161	-	31.09	27660-4X	-
-10	26.22	8.22	2-82-161	-	18.00	27660-5X	-
-11	44.22	8.22	2-82-161	-	36.00	27660-6X	-
205052	USES U-JOINT KIT 5-260X			B = 1.25 - 19	D = 1.25 - 19		
-1	44.97	9.53	660118-1	-	35.44	27659-8X	-
-2	27.84	9.53	660118-1	-	18.31	27659-6X	-
206032	USES U-JOINT KIT 5-260X			B = 1.25 - 19	D = 1.31 - 30		
-1	27.53	9.53	660118-1	-	18.00	27656-1X	-
-2	45.15	9.53	660118-1	-	35.62	27656-2X	-
-3	44.47	9.53	660118-1	-	34.94	27656-9X	-
-4	28.34	9.53	660118-1	-	18.81	27656-10X	-
-5	27.29	9.53	660118-1	-	17.76	27656-5X	-
-6	45.53	9.53	660118-1	-	36.00	27656-6X	-
-8	46.50	9.53	660118-1	-	36.97	27656-8X	-
20623	USES U-JOINT KIT 5-260X			B = 1.12 - 10	D = 1.12 - 10		
-1X	34.47	8.22	2-82-161	-	26.25	27777-2X	-
-2X	21.59	8.22	2-82-161	-	13.37	27777-1X	-
-3X	40.19	8.22	2-82-161	-	31.97	27777-4X	-
-5X	40.75	8.22	2-82-161	-	32.53	27777-5X	-
-6X	24.13	8.22	2-82-161	-	15.91	27777-6X	-
-9X	34.83	8.22	2-82-161	-	26.61	27777-8X	-
-10X	22.19	8.22	2-82-161	-	13.97	27777-7X	-

FRONT AXLE SHAFTS

Dimensions & Components

Listed By Complete Assembly Number



Axle Shaft Assy		Outer Shaft Spindle End			Inner Shaft Side Gear		
Complete Assembly Number	Overall Length	Length	Yoke Shaft Part Number	Tone Ring/Slinger/Seal	Length	Yoke Shaft Part Number	Slinger/Seal
	A	C			E		
207490	USES U-JOINT KIT 5-1350X				B = 1.25 - 19	D = 1.31 - 30	
-1	28.06	10.06	3-82-411	-	18.00	660178-1	-
-2	45.69	10.06	3-82-411	-	35.63	660178-2	-
-3	45.00	10.06	3-82-411	-	34.94	660178-3	-
-4	28.87	10.06	3-82-411	-	18.81	660178-4	-
209502	CV AXLE				B = 1.37 - 21	D = 1.50 - 23	
-1	29.16	-	-	-	-	-	-
27552	USES U-JOINT KIT 5-260X				B = 1.25 - 19	D = 1.31 - 30	
-3X	28.03	9.72	36335	35975	18.31	27553-5X	35168
-4X	46.50	9.72	36335	35975	36.78	27553-6X	35168
-5X	27.48	9.72	36335	35975	17.76	27553-3X	35168
-6X	45.72	9.72	36335	35975	36.00	27553-15X	35168
27607	USES U-JOINT KIT 5-260X				B = 1.25 - 19	D = 1.31 - 30	
-1X	26.56	8.80	36281	35975	17.76	27553-3X	35168
-2X	45.05	8.80	36281	35975	36.25	27553-4X	35168
-3X	25.11	8.80	36281	35975	16.31	27553-16X	35168
-4X	31.11	8.80	36281	35975	22.31	27553-17X	35168
-5X	44.80	8.80	36281	35975	36.00	27553-15X	35168
27731	USES U-JOINT KIT 5-760X				B = 1.25 - 19	D = 1.31 - 30	
-1X	28.42	9.92	36363	36364	18.50	27902-1X	-
-2X	46.04	9.92	36363	36364	36.12	27902-2X	-
-7X	24.61	9.92	36363	36364	14.69	27902-19X	-
-8X	43.11	9.92	36363	36364	33.19	27902-20X	-
-9X	26.54	9.92	36363	36364	16.62	27902-21X	-
-10X	45.17	9.92	36363	36364	35.25	27902-22X	-
27749	USES U-JOINT KIT 5-260X				B = 1.16 - 27	D = 1.31 - 30	
-1X	23.50	8.72	2-82-1371	35975	14.78	27553-12X	35168
-2X	41.63	8.72	2-82-1371	35975	32.91	27553-13X	35168
27984	USES U-JOINT KIT 5-260X				B = 1.16 - 27	D = 1.16 - 27	
-1X	40.75	8.22	2-82-1391	-	32.53	27658-1X	-
-2X	24.13	8.22	2-82-1391	-	15.91	27658-2X	-
28037	USES U-JOINT KIT 5-760X				B = 1.25 - 19	D = 1.31 - 30	
-1X	43.63	9.72	620005	36364	33.91	27902-3X	-
-2X	28.63	9.72	620005	36364	18.91	27902-4X	-
-3X	28.03	9.72	620005	36364	18.31	27902-11X	-
-4X	46.50	9.72	620005	36364	36.78	27902-12X	-

FRONT AXLE SHAFTS

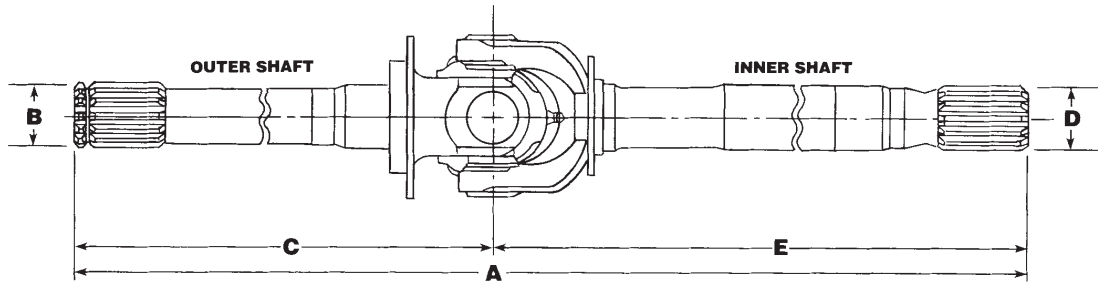
Dimensions & Components

Axle Shaft Assy		Outer Shaft Spindle End			Inner Shaft Side Gear		
Complete Assembly Number	Overall Length	Length	Yoke Shaft Part Number	Tone Ring/Slinger/Seal	Length	Yoke Shaft Part Number	Slinger/Seal
	A	C			E		
28037 (Continued)	USES U-JOINT KIT 5-760X			B = 1.25 - 19		D = 1.31 - 30	
-8X	26.34	9.72	620005	36364	16.62	27902-21X	-
-9X	44.97	9.72	620005	36364	35.25	27902-22X	-
-10X	24.41	9.72	620005	36364	14.69	27902-19X	-
-11X	42.91	9.72	620005	36364	33.19	27902-20X	-
28071	USES U-JOINT KIT 5-260X			B = 1.25 - 19		D = 1.31 - 30	
-1X	37.66	9.72	36575	36364	27.94	27553-11X	35168
-2X	28.03	9.72	36575	36364	18.31	27553-5X	35168
28079	USES U-JOINT KIT 5-260X			B = 1.16 - 27		D = 1.16 - 27	
-4X	35.73	8.72	36617	36364	27.02	27941-4X	35168
-8X	37.41	8.72	36617	36364	28.69	27941-10X	35168
28135	USES U-JOINT KIT 5-260X			B = 1.16 - 27		D = 1.16 - 27	
-1X	40.75	8.22	2-82-1391	-	32.53	27658-1X	-
-2X	24.13	8.22	2-82-1391	-	15.91	27658-2X	-
28142	USES U-JOINT KIT 5-260X			B = 1.12 - 10		D = 1.31 - 30	
-1X	26.22	8.22	2-82-161	-	18.00	27656-1X	-
-2X	44.22	8.22	2-82-161	-	36.00	27656-6X	-
28173	USES U-JOINT KIT 5-760X			B = 1.25 - 19		D = 1.31 - 30	
-1X	26.56	8.80	36666	36364	17.76	27902-9X	-
-2X	45.05	8.80	36666	36364	36.25	27902-10X	-
-3X	40.92	8.80	36666	36364	32.12	27902-16X	-
-4X	31.92	8.80	36666	36364	23.12	27902-17X	-
-5X	26.94	8.80	36666	36364	18.14	27902-23X	-
-6X	44.44	8.80	36666	36364	35.64	27902-24X	-
-15X	25.71	8.80	36666	36364	16.91	27902-5X	-
-16X	45.91	8.80	36666	36364	37.11	27902-18X	-
-17X	21.78	8.80	36666	36364	12.98	27902-55X	-
-18X	36.05	8.80	36666	36364	27.25	27902-56X	-
28179	USES U-JOINT KIT 5-260X			B = 1.16 - 27		D = 1.16 - 27	
-1X	23.63	8.72	36617	36364	14.91	27941-1X	35168
-2X	41.75	8.72	36617	36364	33.03	27941-2X	35168
-3X	22.86	8.72	36617	36364	14.14	27941-3X	35168
-5X	22.94	8.72	36617	36364	15.22	27941-7X	35168
-6X	41.43	8.72	36617	36364	32.71	27941-8X	35168
-7X	24.54	8.72	36617	36364	15.82	27941-9X	35168
-8X	37.41	8.72	36617	36364	28.69	27941-10X	35168
28360	USES U-JOINT KIT 5-260X			B = 1.25 - 19		D = 1.31 - 30	
-1X	44.47	9.53	660118-1	-	34.94	27656-9X	-
-2X	28.34	9.53	660118-1	-	18.81	27656-10X	-
28381	USES U-JOINT KIT 5-760X			B = 1.16 - 27		D = 1.31 - 30	
-1X	23.50	8.72	36859	36364	14.78	27902-13X	-
-2X	41.63	8.72	36859	36364	32.91	27902-14X	-
-3X	26.86	8.72	36859	36364	18.14	27902-23X	-
-4X	44.36	8.72	36859	36364	35.64	27902-24X	-

FRONT AXLE SHAFTS

Dimensions & Components

Listed By Complete Assembly Number



Axle Shaft Assy		Outer Shaft Spindle End			Inner Shaft Side Gear		
Complete Assembly Number	Overall Length	Length	Yoke Shaft Part Number	Tone Ring/Slinger/Seal	Length	Yoke Shaft Part Number	Slinger/Seal
	A	C			E		
28478	USES U-JOINT KIT 5-760X				B = 1.50 - 35	D = 1.31 - 30	
-1X	23.49	6.59	36990	38414	16.90	27902-5X	-
-2X	43.69	6.59	36990	38414	37.10	27902-18X	-
-3X	22.70	6.59	36990	38414	16.11	27902-25X	-
-4X	43.09	6.59	36990	38414	36.50	27902-8X	-
-5X	42.00	6.59	36990	38414	35.41	27902-6X	-
-6X	26.50	6.59	36990	38414	19.91	27902-36X	-
29508	USES U-JOINT KIT 5-760X				B = 1.25 - 19	D = 1.31 - 30	
-1X	45.41	10.66	37951	36364	34.75	27902-35X	-
-2X	29.28	10.66	37951	36364	18.62	27902-31X	-
29833	USES U-JOINT KIT 5-760X				B = 1.25 - 19	D = 1.31 - 30	
-1X	28.44	9.94	38347	36364	18.50	27902-1X	-
-2X	46.07	9.94	38347	36364	36.13	27902-2X	-
-4X	43.13	9.94	38347	36364	33.19	27902-20X	-
-5X	26.56	9.94	38347	36364	16.62	27902-21X	-
-6X	45.19	9.94	38347	36364	35.25	27902-22X	-
51737	USES U-JOINT KIT GKN CV				B = 1.16 - 27	D = 1.16 - 27	
-2	24.31	-	-	-	-	-	-
-4	23.25	-	-	-	-	-	-
659091	USES U-JOINT KIT 5-760X				B = 1.25 - 19	D = 1.31 - 30	
-6	45.18	9.93	620134	36364	35.25	27902-22X	-
660003	USES U-JOINT KIT 5-760X				B = 1.25 - 19	D = 1.31 - 30	
-1	43.63	9.72	620005	36364	33.91	27902-3X	-
-2	28.63	9.72	620005	36364	18.91	27902-4X	-
-3	44.47	9.72	620005	36364	34.75	27902-35X	-
-4	28.34	9.72	620005	36364	18.62	27902-31X	-
-5	45.13	9.72	620005	36364	35.41	27902-6X	-
-6	29.63	9.72	620005	36364	19.91	27902-36X	-
-7	21.38	9.72	620005	36364	11.66	70017-3X	-
-8	22.92	9.72	620005	36364	13.20	70017-4X	-
-9	24.53	9.72	620005	36364	14.81	27902-28X	-
-10	28.53	9.72	620005	36364	18.81	27902-29X	-
-11	32.53	9.72	620005	36364	22.81	27902-30X	-
-13	26.53	9.72	620005	36364	16.81	27902-46X	-
-14	40.53	9.72	620005	36364	30.81	27902-47X	-

FRONT AXLE SHAFTS

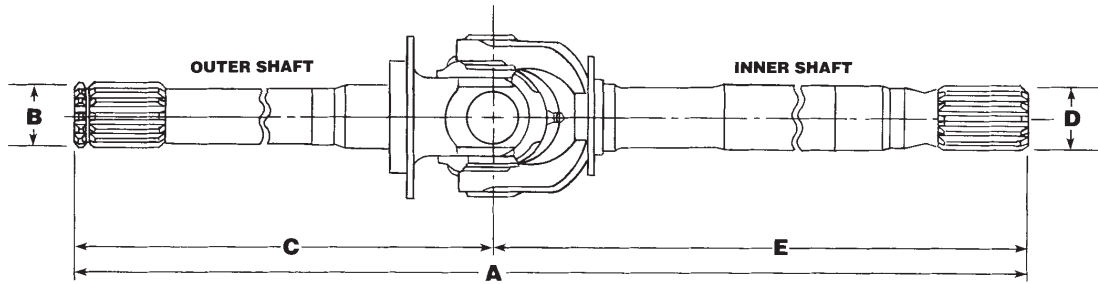
Dimensions & Components

Axle Shaft Assy		Outer Shaft Spindle End			Inner Shaft Side Gear		
Complete Assembly Number	Overall Length	Length	Yoke Shaft Part Number	Tone Ring/Slinger/Seal	Length	Yoke Shaft Part Number	Slinger/Seal
	A	C			E		
660029	USES U-JOINT KIT 5-260X			B = 1.25 - 19	D = 1.31 - 30		
-1	37.66	9.72	620043	36364	27.94	27553-11X	35168
-2	28.03	9.72	620043	36364	18.31	27553-5X	35168
660048	USES U-JOINT KIT SPL55-3X			B = 1.31 - 30	D = 1.50 - 35		
-1	45.96	11.40	620085	37308	34.56	660182-10	-
-2	30.08	11.40	620085	37308	18.68	660182-10	-
-4	48.08	11.40	620085	37308	36.68	660182-36	-
-5	27.36	11.40	620085	37308	15.96	660182-1	-
660091	USES U-JOINT KIT 5-760X			B = 1.25 - 19	D = 1.31 - 30		
-3	24.54	9.93	620134	36364	14.61	27902-19X	-
-4	43.12	9.93	620134	36364	33.19	27902-20X	-
-5	26.56	9.93	620134	36364	16.63	27902-21X	-
-6	45.18	9.93	620134	36364	35.25	27902-22X	-
-9	42.05	9.93	620134	36364	32.12	27902-16X	-
-22	27.65	9.93	620134	36364	17.72	27902-50X	-
-23	44.10	9.93	620134	36364	34.17	27902-51X	-
-24	25.73	9.93	620134	36364	15.80	27902-52X	-
660092	USES U-JOINT KIT 5-760X			B = 1.25 - 19	D = 1.31 - 30		
-8	26.34	9.72	620137	36364	16.62	27902-21X	-
-9	44.97	9.72	620137	36364	35.25	27902-22X	-
-12	24.53	9.72	620137	36364	14.81	27902-28X	-
660106	USES U-JOINT KIT 5-760X			B = 1.25 - 19	D = 1.31 - 30		
-1	43.63	9.72	620160	36364	33.91	27902-3X	-
-2	28.63	9.72	620160	36364	18.91	27902-4X	-
-3	44.47	9.72	620160	36364	34.75	27902-35X	-
-4	28.34	9.72	620160	36364	18.62	27902-31X	-
660124	USES U-JOINT KIT 5-760X			B = 1.25 - 19	D = 1.31 - 30		
-1	43.63	9.72	620200	36364	33.91	27902-3X	-
-2	28.63	9.72	620200	36364	18.91	27902-4X	-
-3	44.47	9.72	620200	36364	34.75	27902-35X	-
-4	28.35	9.72	620200	36364	18.63	27902-31X	-
660242	USES U-JOINT KIT 5-760X			B = 1.25 - 19	D = 1.37 - 31		
-1	34.69	9.92	620348	36364	24.77	660265-1	-
660243	USES U-JOINT KIT 5-760X			B = 1.25 - 19	D = 1.31 - 30		
-3	25.64	9.92	620348	36364	15.72	660266-7	-
660244	USES U-JOINT KIT 5-760X			B = 1.25 - 19	D = 1.37 - 31		
-1	33.46	9.81	620356	36364	23.65	72112-2X	-
660245	USES U-JOINT KIT 5-760X			B = 1.25 - 19	D = 1.31 - 30		
-1	26.91	9.81	620356	36364	17.09	660266-8	-
660246	USES U-JOINT KIT 5-1350X			B = 1.31 - 30	D = 1.37 - 30/31		
-1	34.83	10.89	620364	37308	23.94	660268-1	-
660247	USES U-JOINT KIT 5-1350X			B = 1.31 - 30	D = 1.31 - 30		
-1	27.98	10.89	620364	37308	17.09	660269-1	-

FRONT AXLE SHAFTS

Dimensions & Components

Listed By Complete Assembly Number



Axle Shaft Assy		Outer Shaft Spindle End			Inner Shaft Side Gear		
Complete Assembly Number	Overall Length	Length	Yoke Shaft Part Number	Tone Ring/Slinger/Seal	Length	Yoke Shaft Part Number	Slinger/Seal
	A	C			E		
660301	USES U-JOINT KIT 5-760X				B = 1.25 - 19	D = 1.31 - 30	
-1	26.95	9.93	621063	36364	17.02	660266-3	-
-2	47.15	9.93	621063	36364	37.22	660266-4	-
-3	26.04	9.93	621063	36364	16.11	27902-25X	-
-4	46.43	9.93	621063	36364	36.50	27902-8X	-
660426	USES U-JOINT KIT SPL55-3X				B = 1.31 - 30	D = 1.50 - 35	
-1	46.86	11.41	620085	-	35.47	620604-1	-
-2	30.11	11.41	620085	-	18.72	660182-11	-
660542	USES U-JOINT KIT SPL55-3X				B = 1.31 - 30	D = 1.50 - 35	
-1	29.67	12.00	620938	-	17.67	660182-5	-
-2	47.08	12.00	620938	-	35.08	660182-6	-
660599	USES U-JOINT KIT 5-760X				B = 1.25 - 19	D = 1.31 - 30	
-1	26.94	9.92	621063	36364	17.02	27902-65X	-
-2	47.14	9.92	621063	36364	37.22	27902-66X	-
-3	26.03	9.92	621063	36364	16.11	27902-25X	-
-4	46.42	9.92	621063	36364	36.50	27902-8X	-
70016	USES U-JOINT KIT 5-760X				B = 1.25 - 19	D = 1.31 - 30	
-1X	34.69	9.93	38347	36364	24.76	70017-1X	-
-2X	24.11	9.93	38347	36364	14.18	70017-2X	-
708060	USES U-JOINT KIT 5-760X				B = 1.41 - 33	D = 1.60 - 15	
	26.39	6.77	49991	45942	19.62	80380-1	50382
708061	USES U-JOINT KIT 5-760X				B = 1.41 - 33	D = 1.31 - 30	
	26.89	6.77	49991	45942	20.12	80379-1	50382
708063	USES U-JOINT KIT SPL55-3X				B = 1.41 - 33	D = 1.90 - 18	
	26.18	7.39	49569	45520	18.79	80179-1	50381
708064	USES U-JOINT KIT SPL55-3X				B = 1.41 - 33	D = 1.37 - 32	
	26.52	7.39	49569	45520	19.13	80178-1	50381
708189	USES U-JOINT KIT SPL55-3X				B = 1.41 - 33	D = 1.37 - 32	
	45.78	7.39	49569	45520	38.39	80178-2	-
71393	USES U-JOINT KIT 5-760X				B = 1.25 - 19	D = 1.37 - 31	
-1X	34.69	9.92	39905	36364	24.77	660265-1	-
71394	USES U-JOINT KIT 5-760X				B = 1.25 - 19	D = 1.31 - 30	
-1X	25.61	9.92	39905	36364	15.69	27902-53X	-

FRONT AXLE SHAFTS

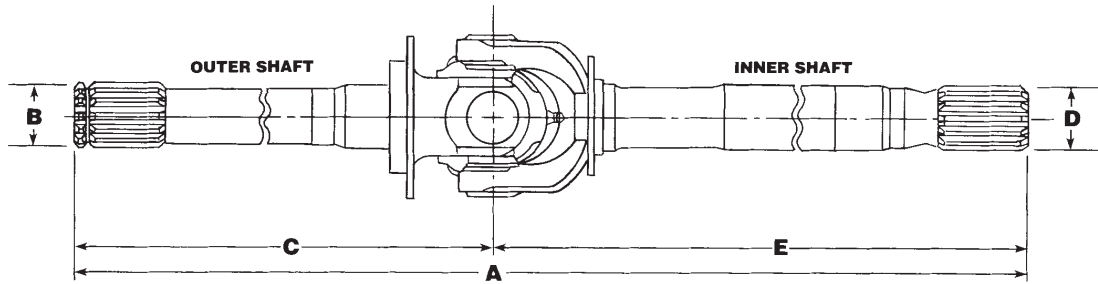
Dimensions & Components

Axle Shaft Assy		Outer Shaft Spindle End			Inner Shaft Side Gear		
Complete Assembly Number	Overall Length	Length	Yoke Shaft Part Number	Tone Ring/Slinger/Seal	Length	Yoke Shaft Part Number	Slinger/Seal
	A	C			E		
71395	USES U-JOINT KIT 5-760X			B = 1.25 - 19	D = 1.37 - 31		
-1X	33.44	9.81	39906	36364	23.63	660265-2	-
71396	USES U-JOINT KIT 5-760X			B = 1.25 - 19	D = 1.31 - 30		
-1X	26.92	9.81	39906	36364	17.11	660266-8	-
71457	USES U-JOINT KIT 5-760X			B = 1.25 - 19	D = 1.59 - 15		
-1X	21.95	9.93	620134	36364	12.02	72706-1X	-
-2X	23.87	9.93	620134	36364	13.94	72706-2X	-
71557	USES U-JOINT KIT 5-760X			B = 1.25 - 19	D = 1.59 - 15		
-1X	21.95	9.93	620134	36364	12.02	72706-1X	-
-2X	23.87	9.93	620134	36364	13.94	72706-2X	-
71628	USES U-JOINT KIT 5-760X			B = 1.25 - 19	D = 1.31 - 30		
-1X	28.02	9.71	36503	36364	18.31	27902-11X	-
-2X	46.49	9.71	36503	36364	36.78	27902-12X	-
71702	USES U-JOINT KIT 5-456X			B = 1.00 - 23	D = 1.19 - 28		
-1X	26.91	7.66	40394	-	19.25	71693X	-
71703	USES U-JOINT KIT 5-456X			B = 1.00 - 23	D = 1.00 - 23		
-1X	21.42	7.66	40394	-	13.76	660548-2	-
71859	USES U-JOINT KIT 5-260X			B = 1.16 - 27	D = 1.16 - 27		
-1X	22.68	6.11	40611	40589	16.57	71860-1X	35168
-2X	38.52	6.11	40611	40589	32.41	71860-2X	35168
72044	USES U-JOINT KIT 5-760X			B = 1.25 - 19	D = 1.37 - 31		
-1X	34.69	9.92	39905	36364	24.77	72112-1X	-
72045	USES U-JOINT KIT 5-760X			B = 1.25 - 19	D = 1.37 - 31		
-1X	33.46	9.81	39906	36364	23.65	72112-2X	-
72046	USES U-JOINT KIT 5-1350X			B = 1.31 - 30	D = 1.31 - 31		
-1X	34.84	10.90	620364	37308	23.94	72114-1X	-
72080	CV AXLECV			B = 1.03 - 32	D = 1.59 - 15		
-1X	21.91	-	-	40589	-	-	-
72081	CV AXLECV			B = 1.03 - 32	D = 1.17 - 27		
-1X	22.69	-	-	40589	-	-	-
-2X	38.52	-	-	40589	-	-	-
72146	USES U-JOINT KIT SPL55-3X			B = 1.31 - 30	D = 1.50 - 35		
-1X	29.67	12.00	40955	37308	17.67	660182-5	-
-2X	47.08	12.00	40955	37308	35.08	660182-6	-
72216	USES U-JOINT KIT 5-760X			B = 1.25 - 19	D = 1.37 - 31		
-1X	33.45	9.80	39906	-	23.65	72112-2X	-
72217	USES U-JOINT KIT 5-760X			B = 1.25 - 19	D = 1.31 - 30		
-1X	26.91	9.80	39906	-	17.11	660266-8	-
72218	USES U-JOINT KIT 5-760X			B = 1.25 - 19	D = 1.37 - 31		
-1X	34.69	9.92	39905	-	24.77	72112-1X	-
72219	USES U-JOINT KIT 5-760X			B = 1.25 - 19	D = 1.31 - 30		
-1X	25.61	9.92	39905	-	15.69	660266-7	-

FRONT AXLE SHAFTS

Dimensions & Components

Listed By Complete Assembly Number



Axle Shaft Assy		Outer Shaft Spindle End			Inner Shaft Side Gear		
Complete Assembly Number	Overall Length	Length	Yoke Shaft Part Number	Tone Ring/Slinger/Seal	Length	Yoke Shaft Part Number	Slinger/Seal
	A	C			E		
72324	USES U-JOINT KIT 5-260X				B = 1.16 - 27	D = 1.59 - 15	
-1X	21.91	6.11	40611	40589	15.80	72904-1X	40615
72467	USES U-JOINT KIT 5-760X				B = 1.25 - 19	D = 1.59 - 15	
-1X	29.11	9.92	621063	36364	19.19	72706-3X	-
-2X	28.24	9.92	621063	36364	18.32	72706-4X	-
72747	USES U-JOINT KIT 5-760X				B = 1.25 - 19	D = 1.21 - 28	
-1X	29.05	9.92	41677	36364	19.13	29903-1X	-
-2X	45.42	9.92	41677	36364	35.50	660276-1	-
72801	USES U-JOINT KIT 5-760X				B = 1.25 - 19	D = 1.31 - 30	
-4X	44.10	9.93	620134	36364	34.17	72800-4X	-
73111	USES U-JOINT KIT 5-760X				B = 1.25 - 19	D = 1.37 - 31	
-1X	33.29	8.52	42350	36364	24.77	72112-1X	-
73112	USES U-JOINT KIT 55-760X				B = 1.25 - 19	D = 1.31 - 30	
-1X	24.21	8.52	42350	36364	15.69	27902-53X	-
73411	USES U-JOINT KIT 5-760X				B = 1.18 - 27	D = 1.37 - 31	
-2X	27.84	7.94	42569	36364	19.90	72112-4X	-
73412	USES U-JOINT KIT 5-760X				B = 1.18 - 27	D = 1.18 - 27	
-2X	21.21	7.94	42569	36364	13.27	73413-2X	-
73578	USES U-JOINT KIT 5-760X				B = 1.25 - 19	D = 1.59 - 15	
-1X	29.11	9.92	621063	36364	19.19	73579-1X	-
-2X	28.24	9.92	621063	36364	18.32	73579-2X	-
73619	USES U-JOINT KIT 5-260X				B = 1.16 - 27	D = 1.16 - 27	
-1X	22.68	6.11	40611	40589	16.57	73677-1X	43346
-2X	38.52	6.11	40611	40589	32.41	73677-2X	43346
-3X	22.68	6.11	40611	-	16.57	73677-1X	-
-4X	38.52	6.11	40611	-	32.41	73677-2X	43346
73620	USES U-JOINT KIT 5-260X				B = 1.16 - 27	D = 1.59 - 15	
-1X	21.91	6.11	40611	40589	15.80	73678X	43346
73686	USES U-JOINT KIT 5-760X				B = 1.16 - 27	D = 1.16 - 27	
-1X	22.69	6.11	43205	-	16.57	73684-1X	35168
-2X	38.52	6.11	43205	-	32.41	73684-2X	35168
73708	USES U-JOINT KIT 5-760X				B = 1.16 - 27	D = 1.16 - 27	
-1X	22.69	6.11	43205	-	16.57	73713-1X	-
-2X	38.52	6.11	43205	-	32.41	73713-2X	-

FRONT AXLE SHAFTS

Dimensions & Components

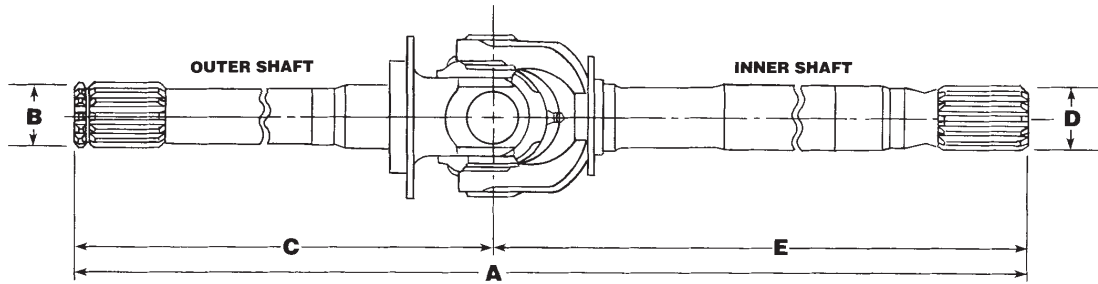
Axle Shaft Assy		Outer Shaft Spindle End			Inner Shaft Side Gear		
Complete Assembly Number	Overall Length	Length	Yoke Shaft Part Number	Tone Ring/Slinger/Seal	Length	Yoke Shaft Part Number	Slinger/Seal
	A	C			E		
73897	USES U-JOINT KIT 5-760X				B = 1.16 - 27		D = 1.16 - 27
-1X	22.69	6.11	43205	-	16.57	73898-1X	-
-2X	38.52	6.11	43205	-	32.41	73898-2X	-
73899	USES U-JOINT KIT 5-260X				B = 1.16 - 27		D = 1.59 - 15
-1X	22.69	6.11	40611	40589	16.57	73900-1X	-
-2X	38.52	6.11	40611	40589	32.41	73900-2X	-
73901	USES U-JOINT KIT 5-260X				B = 1.16 - 27		D = 1.59 - 15
-1X	21.91	6.11	40611	40589	15.80	73902-1X	-
73918	USES U-JOINT KIT CV AXLES				B = 1.17 - 27		D = 1.16 - 27
-1X	22.68	-	-	-	-	-	-
-2X	38.51	-	-	-	-	-	-
74225	USES U-JOINT KIT 5-760X				B = 1.25 - 19		D = 1.59 - 15
-1X	28.90	9.71	36503	36364	19.19	73579-1X	-
74236	USES U-JOINT KIT 5-760X				B = 1.25 - 19		D = 1.31 - 30
-1X	26.73	9.71	36503	36364	17.02	27902-65X	-
74257	USES U-JOINT KIT 5-260X				B = 1.16 - 27		D = 1.16 - 27
-1X	22.89	6.11	40611	40589	16.57	73900-1X	43601
-2X	38.52	6.11	40611	40589	32.41	73900-2X	43601
74258	USES U-JOINT KIT 5-260X				B = 1.16 - 27		D = 1.59 - 15
-1X	21.91	6.11	40611	40589	15.80	73902-1X	43601
74286	USES U-JOINT KIT 5-760X				B = 1.16 - 27		D = 1.16 - 27
-1X	22.65	6.11	43205	-	16.54	73898-1X	-
-2X	38.51	6.11	43205	-	32.40	73898-2X	-
74424	USES U-JOINT KIT SPL55-3X				B = 1.31 - 30		D = 1.50 - 35
-1X	27.57	11.40	44325	37308	16.17	74425-1X	-
-2X	48.37	11.40	44325	37308	36.97	74425-2X	-
74445	USES U-JOINT KIT 5-1350X				B = 1.31 - 30		D = 1.36 - 31
-1X	34.84	10.90	44449	37308	23.94	72114-1X	-
74446	USES U-JOINT KIT 5-1350X				B = 1.31 - 30		D = 1.31 - 30
-1X	28.01	10.90	44449	37308	17.11	660269-1	-
74509	USES U-JOINT KIT SPL55-3X				B = 1.31 - 30		D = 1.50 - 35
-1X	27.57	11.40	44325	37308	16.17	74425-1X	-
-2X	48.37	11.40	44325	37308	36.97	74425-2X	-
74592	USES U-JOINT KIT 5-760X				B = 1.16 - 27		D = 1.16 - 27
-1X	22.68	6.11	43205	-	16.57	73713-1X	-
-2X	38.51	6.11	43205	-	32.40	73713-2X	-
74757	USES U-JOINT KIT 5-760X				B = 1.41 - 33		D = 1.60 - 15
-1X	26.39	6.77	74917X ⁽⁴¹⁾	45942	19.61	74793-1X	-
74758	USES U-JOINT KIT 5-760X				B = 1.41 - 33		D = 1.31 - 30
-1X	26.89	6.77	74917X ⁽⁴¹⁾	45942	20.12	27902-72X	-
74759	USES U-JOINT KIT 5-760X				B = 1.41 - 33		D = 1.60 - 15
-1X	26.38	6.77	74917X ⁽⁴¹⁾	-	19.61	76815-1X	-

(41) 74917X comes with Tone Ring part number 45918

FRONT AXLE SHAFTS

Dimensions & Components

Listed By Complete Assembly Number



Axle Shaft Assy		Outer Shaft Spindle End			Inner Shaft Side Gear		
Complete Assembly Number	Overall Length	Length	Yoke Shaft Part Number	Tone Ring/Slinger/Seal	Length	Yoke Shaft Part Number	Slinger/Seal
	A	C			E		
74760	USES U-JOINT KIT 5-760X				B = 1.41 - 33	D = 1.31 - 30	
-1X	26.89	6.77	74917X ⁽⁴¹⁾	-	20.12	76814-1X	-
74813	USES U-JOINT KIT 5-760X				B = 1.25 - 19	D = 1.31 - 30	
-1X	26.60	9.92	39905	-	15.68	27902-53X	-
74820	USES U-JOINT KIT 5-760X				B = 1.25 - 19	D = 1.36 - 31	
-1X	34.69	9.92	39905	-	24.77	72112-1X	-
74931	USES U-JOINT KIT 5-760X				B = 1.16 - 27	D = 1.36 - 31	
-1X	27.84	7.94	42569	-	19.90	72112-4X	-
74932	USES U-JOINT KIT 5-760X				B = 1.16 - 27	D = 1.16 - 27	
-1X	21.21	7.94	42569	-	13.27	73413-2X	-
74933	USES U-JOINT KIT 5-760X				B = 1.16 - 27	D = 1.00 - 23	
-1X	22.16	7.94	42569	-	14.22	74413-1X	-
74934	USES U-JOINT KIT 5-1350X				B = 1.31 - 30	D = 1.36 - 31	
-1X	34.83	10.89	44449	-	23.94	72114-1X	-
74935	USES U-JOINT KIT 5-1350X				B = 1.31 - 30	D = 1.31 - 30	
-1X	27.99	10.89	44449	-	17.10	660269-1	-
75069	USES U-JOINT KIT 5-760X				B = 1.16 - 27	D = 1.60 - 15	
-1X	21.91	6.11	43205	-	15.80	74032-1X	43346
75240	USES U-JOINT KIT 5-760X				B = 1.16 - 27	D = 1.36 - 31	
-1X	27.84	7.94	46242	-	19.90	72112-4X	-
75241	USES U-JOINT KIT 5-760X				B = 1.16 - 27	D = 1.16 - 27	
-1X	21.21	7.94	46242	-	13.27	73413-2X	-
75242	USES U-JOINT KIT 5-760X				B = 1.16 - 27	D = 1.00 - 23	
-1X	22.16	7.94	46242	-	14.22	74413-1X	-
75525	USES U-JOINT KIT 5-760X				B = 1.16 - 27	D = 1.18 - 27	
-1X	22.69	6.11	43205	44646	16.58	73898-1X	-
-2X	38.52	6.11	43205	44646	32.41	73898-2X	-
75587	USES U-JOINT KIT 5-760X				B = 1.16 - 27	D = 1.16 - 27	
-1X	22.68	6.11	43205	46988	16.57	73898-1X	-
75588	USES U-JOINT KIT 5-760X				B = 1.16 - 27	D = 1.60 - 15	
-1X	21.91	6.11	43205	46988	15.80	75527-1X	-

(41) 74917X comes with Tone Ring part number 45918

FRONT AXLE SHAFTS

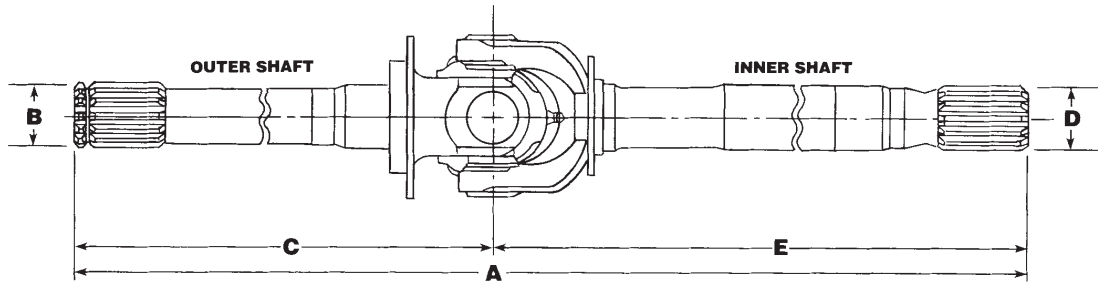
Dimensions & Components

Axle Shaft Assy		Outer Shaft Spindle End			Inner Shaft Side Gear		
Complete Assembly Number	Overall Length	Length	Yoke Shaft Part Number	Tone Ring/Slinger/Seal	Length	Yoke Shaft Part Number	Slinger/Seal
	A	C			E		
75589	USES U-JOINT KIT 5-760X			B = 1.16 - 27	D = 1.60 - 15		
-1X	21.91	6.11	43205	-	15.80	75527-1X	-
75590	USES U-JOINT KIT 5-760X			B = 1.16 - 27	D = 1.18 - 27		
-1X	22.68	6.11	43205	-	16.57	73898-1X	-
-2X	38.51	6.11	43205	-	32.40	73898-2X	-
75592X	USES U-JOINT KIT SPL55-3X			B = 1.41 - 33	D = 1.31 - 30		
	25.65	7.06	46901	45520	18.59	75594X	-
75632	USES U-JOINT KIT 5-760X			B = 1.16 - 27	D = 1.16 - 27		
-1X	22.69	6.11	43205	46988	16.58	73898-1X	-
-2X	38.52	6.11	43205	46988	32.41	73898-2X	-
75633	USES U-JOINT KIT 5-760X			B = 1.16 - 27	D = 1.60 - 15		
-1X	21.91	6.11	43205	46988	15.80	75527-1X	-
75638	USES U-JOINT KIT SPL55-3X			B = 1.41 - 33	D = 1.60 - 15		
-1X	25.37	7.06	46901	45520	18.31	74752X	-
75814	USES U-JOINT KIT 5-760X			B = 1.16 - 27	D = 1.16 - 27		
-1X	22.68	6.11	43205	46988	16.57	73898-1X	46849
-2X	38.51	6.11	43205	46988	32.40	73898-2X	46849
75815	USES U-JOINT KIT 5-760X			B = 1.16 - 27	D = 1.16 - 27		
-1X	22.68	6.11	43205	44646	16.57	73898-1X	46849
-2X	38.51	6.11	43205	44646	32.40	73898-2X	46849
76110	USES U-JOINT KIT SPL55-3X			B = 1.31 - 30	D = 1.31 - 30		
-1X	46.52	9.39	2002692	54520	37.13	76111-1X	50381
-2X	25.28	9.39	2002692	54520	15.90	76111-2X	50381
76150	USES U-JOINT KIT SPL55-3X			B = 1.31 - 30	D = 1.50 - 35		
-1X	47.01	9.39	2002692	54520	37.62	76151-1X	50381
-2X	24.78	9.39	2002692	54520	15.39	76151-2X	50381
-3X	47.98	9.39	2002692	54520	38.59	76151-3X	50381
-4X	25.75	9.39	2002692	54520	16.36	76151-4X	50381
76471X	USES U-JOINT KIT SPL55-3X			B = 1.41 - 33	D = 1.60 - 15		
	25.36	7.05	46901	45520	18.31	74752X	-
76472X	USES U-JOINT KIT SPL55-3X			B = 1.41 - 33	D = 1.31 - 30		
	25.64	7.05	46901	45520	18.59	75594X	-
76500	USES U-JOINT KIT 5-760X			B = 1.16 - 27	D = 1.18 - 27		
-1X	40.11	6.08	47740	-	34.03	73898-3X	-
-2X	24.37	6.08	47740	-	18.29	73898-4X	-
76627X	USES U-JOINT KIT SPL55-3X			B = 1.41 - 33	D = 1.60 - 15		
	25.36	7.05	46901	45520	18.31	74752X	-
76628X	USES U-JOINT KIT SPL55-3X			B = 1.41 - 33	D = 1.31 - 30		
	25.64	7.05	46901	45520	18.59	75594X	-
76659	USES U-JOINT KIT SPL55-4X			B = 1.31 - 30	D = 1.50 - 35		
-1X	27.57	11.40	48903	-	16.17	76660-1X	-
-2X	48.37	11.40	48903	-	36.97	76660-2X	-

FRONT AXLE SHAFTS

Dimensions & Components

Listed By Complete Assembly Number



Axle Shaft Assy		Outer Shaft Spindle End			Inner Shaft Side Gear		
Complete Assembly Number	Overall Length	Length	Yoke Shaft Part Number	Tone Ring/Slinger/Seal	Length	Yoke Shaft Part Number	Slinger/Seal
	A	C			E		
76812	USES U-JOINT KIT 5-760X				B = 1.41 - 33	D = 1.60 - 15	
-1X	26.39	6.77	74917X ⁽⁴¹⁾	45942	19.62	76815-1X	50382
76813	USES U-JOINT KIT 5-760X				B = 1.41 - 33	D = 1.31 - 30	
-1X	26.89	6.77	74917X ⁽⁴¹⁾	45942	20.12	76814-1X	50382
80126	USES U-JOINT KIT SPL55-3X				B = 1.41 - 33	D = 1.90 - 18	
-1	26.18	7.00	49518	45520	19.18	80137-1	44505
80127	USES U-JOINT KIT SPL55-3X				B = 1.41 - 33	D = 1.37 - 32	
-1	26.52	7.00	49518	45520	19.52	80138-1	44505
80156	USES U-JOINT KIT SPL55-3X				B = 1.41 - 33	D = 1.90 - 18	
-1	6.18	7.39	80375 ⁽⁴²⁾	45520	18.79	80179-1	-
80157	USES U-JOINT KIT SPL55-3X				B = 1.41 - 33	D = 1.37 - 32	
-1	26.51	7.39	80375 ⁽⁴²⁾	45520	19.12	80178-1	-
-2	45.78	7.39	80375 ⁽⁴²⁾	45520	38.39	80178-2	-
80381	USES U-JOINT KIT 5-760X				B = 1.41 - 33	D = 1.60 - 15	
-1	26.39	6.77	49991	45942	19.62	80380-1	50382
80382	USES U-JOINT KIT 5-760X				B = 1.41 - 33	D = 1.31 - 30	
-1	26.89	6.77	49991	45942	20.12	80379-1	50382
84378	USES U-JOINT KIT 5-760X				B = 1.16 - 27	D = 1.31 - 30	
-1	37.96	6.11	43205	46988	31.85	84394-1	-
-2	23.04	6.11	43205	46988	16.93	84394-2	-
84910	USES U-JOINT KIT SPL55-3X				B = 1.50 - 35	D = 1.50 - 35	
-1	45.96	7.04	53217	2017426	38.92	84911-1	53877
-2	23.73	7.04	53217	2017426	16.69	84911-2	53877
85059	USES U-JOINT KIT SPL55-3X				B = 1.50 - 35	D = 1.50 - 35	
-1	34.59	11.35	53386	50381	23.24	2001484-1	53877
-2	53.96	11.35	53386	50381	42.61	2001484-2	53877
85155	USES U-JOINT KIT SPL70-4X				B = 1.50 - 35	D = 1.50 - 35	
-1	49.85	7.50	53694	2017426	42.35	84919-3	53877
-2	27.61	7.50	53694	2017426	20.11	84919-4	53877
-3	48.86	7.50	53694	2017426	41.36	84919-5	53877
-4	26.62	7.50	53694	2017426	19.12	84919-6	53877

(41) 74917X comes with Tone Ring part number 45918

(42) 80375 comes with Slinger part number 45520

FRONT AXLE SHAFTS

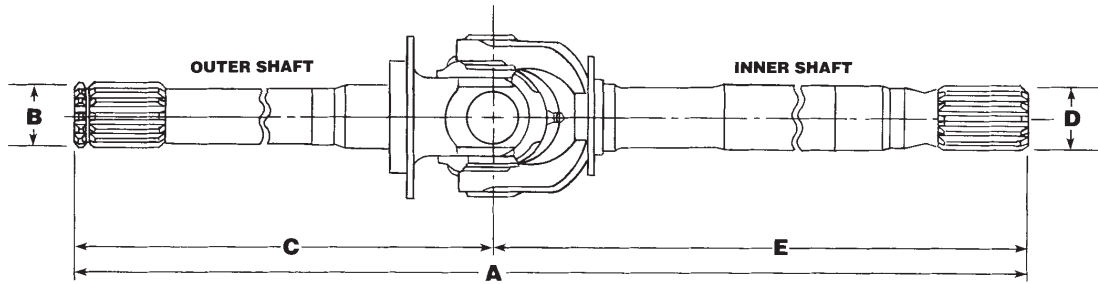
Dimensions & Components

Axle Shaft Assy		Outer Shaft Spindle End			Inner Shaft Side Gear		
Complete Assembly Number	Overall Length	Length	Yoke Shaft Part Number	Tone Ring/Slinger/Seal	Length	Yoke Shaft Part Number	Slinger/Seal
	A	C			E		
86002	USES U-JOINT KIT SPL55-4X			B = 1.30 - 30	D = 1.30 - 30		
-1	46.52	9.39	2002692	54520	37.13	76111-1X	50381
-2	25.29	9.39	2002692	54520	15.90	76111-2X	50381
86003	USES U-JOINT KIT SPL55-3X			B = 1.31 - 30	D = 1.50 - 35		
-1	47.01	9.39	2002692	54520	37.62	76151-1X	50381
-2	24.78	9.39	2002692	54520	15.39	76151-2X	50381
-3	47.98	9.39	2002692	54520	38.59	76151-3X	50381
-4	25.75	9.39	2002692	54520	16.36	76151-4X	50381
901258	USES U-JOINT KIT 5-260X			B = 1.12 - 10	D = 1.31 - 30		
-1	26.22	8.22	2-82-161	-	18.00	27656-1X	-
901463	USES U-JOINT KIT 5-260X			B = 1.25 - 19	D = 1.16 - 27		
-1	37.78	9.72	2-82-1011	-	28.06	27657-1X	-
-2	28.16	9.72	2-82-1011	-	18.44	27657-2X	-
901510	USES U-JOINT KIT 5-260X			B = 1.25 - 19	D = 1.31 - 30		
-1	43.63	9.72	2-82-1011	-	33.91	27648-1X	-
-2	28.63	9.72	2-82-1011	-	18.91	27648-2X	-
902252	USES U-JOINT KIT SPL55-3X			B = 1.50 - 35	D = 1.50 - 35		
-1	35.22	11.03	3-82-591	-	24.19	660180-1	-
-2	50.97	11.03	3-82-591	-	39.94	660180-2	-
-10	33.53	11.03	3-82-591	-	22.50	660180-5	-
-11	50.53	11.03	3-82-591	-	39.50	660180-6	-
-19	46.40	11.03	3-82-591	-	35.37	660180-14	-
-20	29.40	11.03	3-82-591	-	18.37	660180-13	-
902754	USES U-JOINT KIT 5-260X			B = 1.25 - 19	D = 1.16 - 27		
-1	37.78	9.72	2-82-1121	35975	28.06	27657-1X	-
-2	28.16	9.72	2-82-1121	35975	18.44	27657-2X	-
902811	USES U-JOINT KIT 5-260X			B = 1.25 - 19	D = 1.31 - 30		
-1	43.62	9.72	2-82-1121	35975	33.91	27648-1X	-
-2	28.62	9.72	2-82-1121	35975	18.91	27648-2X	-
-3	27.22	9.72	2-82-1121	35975	17.50	27648-3X	-
-4	44.84	9.72	2-82-1121	35975	35.12	27648-4X	-
903212	USES U-JOINT KIT 5-1350X			B = 1.25 - 19	D = 1.31 - 30		
-1	27.63	9.16	3-82-431	-	18.47	660178-5	-
-2	46.13	9.16	3-82-431	-	36.97	660178-6	-
-3	26.91	9.16	3-82-431	-	17.75	660178-7	-
-4	45.16	9.16	3-82-431	-	36.00	660178-8	-
903213	USES U-JOINT KIT 5-260X			B = 1.25 - 19	D = 1.31 - 30		
-3	26.37	8.62	2-82-181	-	17.75	27656-5X	-
-4	44.62	8.62	2-82-181	-	36.00	27656-6X	-
903670	USES U-JOINT KIT SPL55-3X			B = 1.37 - 21	D = 1.50 - 35		
-1	29.34	11.03	3-82-461-1	-	18.31	660180-13	-
-2	46.41	11.03	3-82-461-1	-	35.38	660180-14	-
904371	USES U-JOINT KIT 5-260X			B = 1.25 - 19	D = 1.31 - 30		
-1	28.44	9.94	2-82-1221	35975	18.50	27553-7X	35168
-2	46.05	9.94	2-82-1221	35975	36.12	27553-8X	35168

FRONT AXLE SHAFTS

Dimensions & Components

Listed By Complete Assembly Number



Axle Shaft Assy		Outer Shaft Spindle End			Inner Shaft Side Gear		
Complete Assembly Number	Overall Length	Length	Yoke Shaft Part Number	Tone Ring/Slinger/Seal	Length	Yoke Shaft Part Number	Slinger/Seal
	A	C			E		
904685	USES U-JOINT KIT 5-260X			B = 1.25 - 19	D = 1.31 - 30		
-1	28.26	9.76	2-82-1171	35975	18.50	27553-7X	35168
-2	45.86	9.76	2-82-1171	35975	36.12	27553-8X	35168
904686	USES U-JOINT KIT 5-260X			B = 1.25 - 19	D = 1.31 - 30		
-3	27.22	9.72	2-82-1121	35975	17.50	27648-3X	35168
-4	44.84	9.72	2-82-1121	35975	35.12	27648-4X	35168
-5	43.68	9.72	2-82-1121	35975	33.96	27553-1X	35168
-6	28.63	9.72	2-82-1121	35975	18.91	27553-2X	35168
-7	28.03	9.72	2-82-1121	35975	18.31	27553-5X	35168
-9	37.66	9.72	2-82-1121	35975	27.94	27553-11X	35168
905192	USES U-JOINT KIT 5-260X			B = 1.16 - 27	D = 1.16 - 27		
-1	23.63	8.72	2-82-1371	35975	14.91	27941-1X	35168
-2	41.75	8.72	2-82-1371	35975	33.03	27941-2X	35168
-5	22.86	8.72	2-82-1371	35975	14.14	27941-3X	35168
-6	35.73	8.72	2-82-1371	35975	27.01	2-82-1381-6	35168
905298	USES U-JOINT KIT 5-260X			B = 1.06 - 27	D = 1.16 - 27		
-1	40.75	8.22	2-82-1391	37308	32.53	27658-1X	-
-2	24.13	8.22	2-82-1391	37308	15.91	27658-2X	-
907396	USES U-JOINT KIT 5-1350X			B = 1.25 - 19	D = 1.31 - 30		
-1	43.93	10.06	3-82-411	-	33.87	660183-1	-
-2	29.56	10.06	3-82-411	-	19.50	660183-2	-
907967	USES U-JOINT KIT SPL55-3X			B = 1.31 - 30	D = 1.50 - 35		
-1	27.97	12.00	40955	37308	15.97	660182-1	-
-2	47.20	12.00	40955	37308	35.20	660182-2	-
-3	33.16	12.00	40955	37308	21.16	660182-3	-
-4	56.53	12.00	40955	37308	44.53	660182-4	-
-5	29.67	12.00	40955	37308	17.67	660182-5	-
-11	28.94	12.00	40955	37308	16.94	660182-34	-
-12	26.44	12.00	40955	37308	14.44	660182-12	-
-16	44.06	12.00	40955	37308	32.06	660182-26	-
-18	36.72	12.00	40955	37308	24.72	660182-30	-
-21	46.56	12.00	40955	37308	34.56	660182-10	-
-22	29.25	12.00	40955	37308	17.25	660182-21	-
-23	47.50	12.00	40955	37308	35.50	660182-22	-

FRONT AXLE SHAFTS

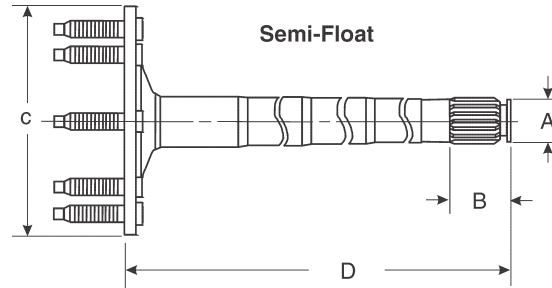
Dimensions & Components

Axle Shaft Assy		Outer Shaft Spindle End			Inner Shaft Side Gear		
Complete Assembly Number	Overall Length	Length	Yoke Shaft Part Number	Tone Ring/Slinger/Seal	Length	Yoke Shaft Part Number	Slinger/Seal
	A	C			E		
909033	USES U-JOINT KIT 5-1350X			B = 1.25 - 19	D = 1.31 - 30		
-1	30.31	11.30	3-82-841	36364	19.01	660179-1	-
-2	44.50	11.30	3-82-841	36364	33.20	660179-2	-
909218	USES U-JOINT KIT SPL55-3X			B = 1.50 - 35	D = 1.50 - 35		
-1	27.96	12.00	3-82-871	37308	15.96	660182-1	-
-2	47.20	12.00	3-82-871	37308	35.20	660182-2	-
-7	29.67	12.00	3-82-871	37308	17.67	660182-5	-
-8	47.07	12.00	3-82-871	37308	35.07	660182-6	-
-11	30.68	12.00	3-82-871	37308	18.68	660182-11	-
-15	46.56	12.00	3-82-871	37308	34.56	660182-10	-

REAR AXLE SHAFTS

Dimensions & Components

Listed By Length



Length of Flange Face to End of Shaft	Complete Shaft Assy. Part Number	Spline Dia. & Number of Teeth	Spline Length	Flange Diameter	Bolt Circle	Number of Bolts	Float
D		A	B	C			
20.06	26762-3X	1.31 - 30	1.81	7.06	5.50	5	SEMI
20.31	706028-1X	1.31 - 30	1.81	7.06	5.50	5	SEMI
22.20	26762-19X	1.31 - 30	1.81	7.06	5.50	5	SEMI
22.20	35488-19	1.31 - 30	1.81	7.06	5.50	5	SEMI
22.20	706028-10X	1.31 - 30	1.81	7.06	5.50	5	SEMI
22.78	28497-3X	1.31 - 30	1.81	7.06	5.50	6	SEMI
22.78	706092-3X	1.31 - 30	1.81	7.06	5.50	6	SEMI
22.93	71017-3X	1.50 - 35	1.62	6.00	4.50	8	SEMI
23.06	29699-2X	1.50 - 35	1.62	6.00	4.50	5	SEMI
23.31	706028-8X	1.31 - 30	1.81	7.06	5.50	5	SEMI
23.32	26762-21X	1.31 - 30	1.81	7.06	5.50	5	SEMI
24.11	29700-2X	1.50 - 35	1.62	6.00	4.50	5	SEMI
24.30	71017-4X	1.50 - 35	1.62	6.00	4.50	8	SEMI
24.69	26762-5X	1.31 - 30	1.81	7.06	5.50	5	SEMI
24.69	706028-9X	1.31 - 30	1.81	7.06	5.50	5	SEMI
25.23	26762-6X	1.31 - 30	1.81	7.06	5.50	5	SEMI
25.24	706092-1X	1.31 - 30	1.81	7.06	5.50	6	SEMI
25.29	72903-2X	1.31 - 30	1.81	7.06	5.50	5	SEMI
25.58	26762-1X	1.31 - 30	1.81	7.06	5.50	5	SEMI
25.87	34551-3	1.31 - 30	1.81	4.50	3.72	8	SEMI
25.96	26762-2X	1.31 - 30	1.81	7.06	5.50	5	SEMI
26.15	26762-22X	1.31 - 30	1.81	7.06	5.50	5	SEMI
26.93	71017-1X	1.50 - 35	1.62	6.00	4.50	8	SEMI
26.94	26762-20X	1.31 - 30	1.81	7.06	5.50	5	SEMI
26.94	706028-7X	1.31 - 30	1.81	7.06	5.50	5	SEMI
27.06	29699-1X	1.50 - 35	1.62	6.00	4.50	5	SEMI
27.34	26762-31X	1.31 - 30	1.81	7.06	5.50	5	SEMI
27.44	28497-9X	1.31 - 30	1.81	7.06	5.50	6	SEMI
27.91	28497-14X	1.31 - 30	1.81	7.06	5.50	6	SEMI
28.04	26821-1X	1.31 - 30	1.81	7.06	5.50	5	SEMI
28.11	29700-1X	1.50 - 35	1.62	6.00	4.50	5	SEMI
28.22	71667-2X	1.50 - 35	1.81	7.06	5.50	6	SEMI
28.26	706162-2X	1.31 - 30	1.81	7.06	5.50	5	SEMI
28.28	25833X	1.50 - 23	1.62	6.00	4.50	8	SEMI
28.28	26748X	1.50 - 35	1.62	6.00	4.50	5	SEMI
28.30	71017-2X	1.50 - 35	1.62	6.00	4.50	8	SEMI
28.31	26762-14X	1.31 - 30	1.81	7.06	5.50	5	SEMI
28.78	26860-1X	1.50 - 35	1.81	7.06	5.50	5	SEMI
28.78	35508-1	1.50 - 35	1.81	7.06	5.50	5	SEMI
28.79	72903-1X	1.31 - 30	1.81	7.06	5.50	5	SEMI
28.81	28597-7X	1.31 - 30	1.81	7.06	5.50	6	SEMI

REAR AXLE SHAFTS

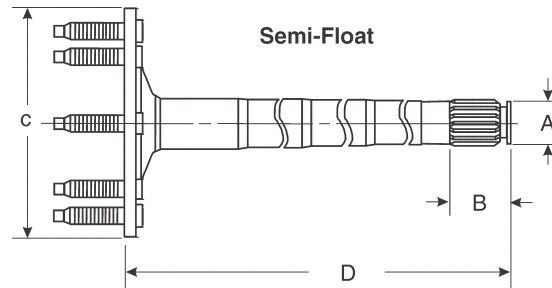
Dimensions & Components

Length of Flange Face to End of Shaft	Complete Shaft Assy. Part Number	Spline Dia. & Number of Teeth	Spline Length	Flange Diameter	Bolt Circle	Number of Bolts	Float
D		A	B	C			
28.81	706092-6X	1.31 - 30	1.81	7.06	5.50	6	SEMI
28.85	72900-1X	1.25 - 27	1.50	-	4.50	5	SEMI
28.85	72912-1X	1.18 - 27	1.50	5.94	4.50	5	SEMI
28.85	73107-1X	1.25 - 27	1.50	-	4.50	5	SEMI
28.85	73422-1X	1.18 - 27	1.50	5.94	4.50	5	SEMI
29.04	73624-1X	1.18 - 27	1.38	5.94	4.50	5	SEMI
29.04	73879-1X	1.18 - 27	1.38	5.94	4.50	5	SEMI
29.04	74356-1X	1.18 - 27	1.38	5.94	4.50	5	SEMI
29.04	74789-1X	1.18 - 27	1.38	5.94	4.50	5	SEMI
29.05	85234-1	1.18 - 27	1.37	5.91	4.50	5	SEMI
29.05	85235-1	1.18 - 27	1.37	5.91	4.50	5	SEMI
29.06	26717X	1.50 - 35	1.62	6.00	4.50	5	SEMI
29.06	26748-1X	1.50 - 35	1.62	6.00	4.50	5	SEMI
29.20	75786-2X	1.31 - 30	1.81	5.94	4.50	5	SEMI
29.21	84277-2	1.31 - 30	1.81	5.91	4.50	5	SEMI
29.21	84377-2	1.31 - 30	1.81	5.91	4.50	5	SEMI
29.21	85233-2	1.31 - 30	1.81	5.91	4.50	5	SEMI
29.21	85326-2	1.31 - 30	1.81	5.91	4.50	5	SEMI
29.21	85945-2	1.31 - 30	1.81	5.91	4.50	5	SEMI
29.22	71667-1X	1.50 - 35	1.81	7.06	5.50	6	SEMI
29.24	26762-18X	1.31 - 30	1.81	7.06	5.50	5	SEMI
29.25	706028-6X	1.31 - 30	1.81	7.06	5.50	5	SEMI
29.25	73499-2X	1.31 - 30	1.81	5.94	4.50	5	SEMI
29.26	74871-1X	1.31 - 30	1.80	5.94	4.50	5	SEMI
29.27	22006X	1.31 - 30	1.81	6.72	5.50	6	SEMI
29.28	76786-1X	1.31 - 30	1.80	5.91	4.50	5	SEMI
29.34	76454-1X	1.31 - 30	2.76	6.50	5.00	5	SEMI
29.47	26762-8X	1.31 - 30	1.81	7.06	5.50	5	SEMI
29.53	24810X	1.31 - 30	1.81	7.06	5.50	5	SEMI
29.53	25984-1X	1.31 - 30	1.81	7.06	5.50	5	SEMI
29.54	72384-1X	1.31 - 30	1.81	5.85	4.75	5	SEMI
29.56	74555-2X	1.31 - 30	1.81	5.87	4.75	5	SEMI
29.59	23244X	1.31 - 30	1.81	6.72	5.50	6	SEMI
29.63	72499-1X	1.18 - 27	1.50	6.16	4.50	5	SEMI
29.66	25834X	1.50 - 23	1.62	6.00	4.50	5	SEMI
29.66	26749X	1.50 - 35	1.62	6.00	4.50	5	SEMI
29.70	75786-1X	1.31 - 30	1.81	5.94	4.50	5	SEMI
29.71	85233-1	1.31 - 30	1.81	5.91	4.50	5	SEMI
29.71	85326-1	1.31 - 30	1.81	5.91	4.50	5	SEMI
29.74	73499-1X	1.31 - 30	1.81	5.94	4.50	5	SEMI
29.77	24820X	1.31 - 30	1.81	7.06	5.50	5	SEMI
29.78	25984-2X	1.31 - 30	1.81	7.06	5.50	5	SEMI
29.81	706092-5X	1.31 - 30	1.81	7.06	5.50	6	SEMI
29.94	84377-1	1.31 - 30	1.81	5.91	4.50	5	SEMI
29.94	85945-1	1.31 - 30	1.81	5.91	4.50	5	SEMI
29.98	80666-1	1.18 - 27	2.60	5.91	4.50	5	SEMI
29.98	84372-1	1.18 - 27	2.60	5.91	4.50	5	SEMI
30.09	26170X	1.31 - 30	1.81	6.72	5.50	6	SEMI
30.09	26171X	1.31 - 30	1.81	6.72	5.50	6	SEMI
30.11	26718X	1.50 - 35	1.62	6.00	4.50	5	SEMI
30.11	27438X	1.50 - 35	1.62	6.00	4.50	8	SEMI
30.13	26821-2X	1.31 - 30	1.81	7.06	5.50	5	SEMI

REAR AXLE SHAFTS

Dimensions & Components

Listed By Length



Length of Flange Face to End of Shaft	Complete Shaft Assy. Part Number	Spline Dia. & Number of Teeth	Spline Length	Flange Diameter	Bolt Circle	Number of Bolts	Float
D		A	B	C			
30.13	35455-2	1.31 - 30	1.81	7.06	5.50	5	SEMI
30.25	74871-2X	1.31 - 30	1.80	5.94	4.50	5	SEMI
30.25	76467-3X	1.18 - 27	2.56	6.50	5.00	5	SEMI
30.27	76786-2X	1.31 - 30	1.80	5.91	4.50	5	SEMI
30.28	25175X	1.31 - 30	1.81	7.06	5.50	5	SEMI
30.34	76454-3X	1.31 - 30	2.76	6.50	5.00	5	SEMI
30.35	706162-3X	1.31 - 30	1.81	7.06	5.50	5	SEMI
30.35	72900-2X	1.25 - 27	1.50	-	4.50	5	SEMI
30.35	72912-2X	1.18 - 27	1.50	5.94	4.50	5	SEMI
30.35	73107-2X	1.25 - 27	1.50	-	4.50	5	SEMI
30.35	73422-2X	1.18 - 27	1.50	5.94	4.50	5	SEMI
30.45	28497-13X	1.31 - 30	1.81	7.06	5.50	6	SEMI
30.50	72384-2X	1.31 - 30	1.81	5.85	4.75	5	SEMI
30.51	2001425-2	1.37 - 32	1.18	5.63	4.50	6	SEMI
30.51	2022436-2	1.37 - 32	1.18	5.63	4.50	6	SEMI
30.52	74555-1X	1.31 - 30	1.81	5.87	4.75	5	SEMI
30.54	73624-2X	1.18 - 27	1.38	5.94	4.50	5	SEMI
30.54	73879-2X	1.18 - 27	1.38	5.94	4.50	5	SEMI
30.54	74356-2X	1.18 - 27	1.38	5.94	4.50	5	SEMI
30.54	74789-2X	1.18 - 27	1.38	5.94	4.50	5	SEMI
30.54	85234-2	1.18 - 27	1.37	5.91	4.50	5	SEMI
30.54	85235-2	1.18 - 27	1.37	5.91	4.50	5	SEMI
30.59	23243X	1.31 - 30	1.81	7.06	5.50	6	SEMI
30.65	706746-1X	1.50 - 35	1.66	8.00	6.50	8	SEMI
30.65	706846-1X	1.50 - 35	1.66	8.00	6.50	8	SEMI
30.65	70867-1X	1.50 - 35	1.66	8.00	6.50	8	SEMI
30.66	706846-5X	1.50 - 35	1.66	8.00	6.50	8	SEMI
30.66	70867-15X	1.50 - 35	1.66	8.00	6.50	8	SEMI
30.66	70867-5X	1.50 - 35	1.66	8.00	6.50	8	SEMI
30.83	2004448-2	1.18 - 27	1.97	6.50	5.00	5	SEMI
30.94	26821-3X	1.31 - 30	1.81	7.06	5.50	5	SEMI
30.94	35455-3	1.31 - 30	1.81	7.06	5.50	5	SEMI
31.05	70867-7X	1.50 - 35	1.66	8.00	6.50	8	SEMI
31.08	27436X	1.50 - 35	1.62	6.00	4.50	8	SEMI
31.09	2017796-2	1.25 - 29	1.73	6.25	4.72	6	SEMI
31.10	70867-11X	1.50 - 35	1.66	8.00	6.50	8	SEMI
31.11	70165-1X	1.31 - 30	1.81	7.06	5.50	5	SEMI
31.11	70386-1X	1.31 - 30	1.81	7.06	5.50	5	SEMI
31.11	70416-1X	1.31 - 30	1.81	7.06	5.50	5	SEMI
31.11	706587-1X	1.31 - 30	1.81	7.06	5.50	5	SEMI
31.11	706647-1X	1.31 - 30	1.81	7.06	5.50	5	SEMI
31.11	71025-1X	1.31 - 30	1.81	7.06	5.50	5	SEMI

REAR AXLE SHAFTS

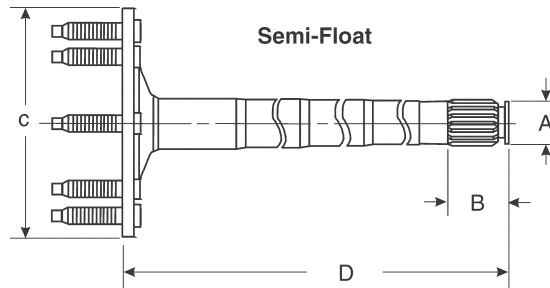
Dimensions & Components

Length of Flange Face to End of Shaft	Complete Shaft Assy. Part Number	Spline Dia. & Number of Teeth	Spline Length	Flange Diameter	Bolt Circle	Number of Bolts	Float
D		A	B	C			
31.18	2004785-2	1.37 - 32	1.81	6.50	5.00	5	SEMI
31.18	2004785-4	1.37 - 32	2.06	6.50	5.00	5	SEMI
31.18	85605-1	1.37 - 32	1.81	5.63	4.50	6	SEMI
31.21	36041	1.31 - 30	1.81	6.37	5.00	5	SEMI
31.24	2017793-2	1.37 - 32	2.09	6.25	4.72	6	SEMI
31.27	22005X	1.31 - 30	1.81	6.72	5.50	6	SEMI
31.33	2001425-1	1.37 - 32	1.18	5.63	4.50	6	SEMI
31.34	2022436-1	1.37 - 32	1.18	5.63	4.50	6	SEMI
31.34	72499-2X	1.18 - 27	1.50	6.16	4.50	5	SEMI
31.34	76454-4X	1.31 - 30	2.76	6.50	5.00	5	SEMI
31.36	2007075-1	1.50 - 35	2.14	7.81	6.50	8	SEMI
31.36	76002-1X	1.50 - 35	1.65	7.98	6.50	8	SEMI
31.41	706746-3X	1.50 - 35	1.66	8.00	6.50	8	SEMI
31.41	75344-1X	1.50 - 35	1.65	8.05	6.50	8	SEMI
31.42	706846-17X	1.50 - 35	1.66	8.00	6.50	8	SEMI
31.42	70867-17X	1.50 - 35	1.66	8.00	6.50	8	SEMI
31.42	70867-3X	1.50 - 35	1.66	8.00	6.50	8	SEMI
31.44	26762-17X	1.31 - 30	1.81	7.06	5.50	5	SEMI
31.48	80666-2	1.18 - 27	2.58	5.91	4.50	5	SEMI
31.48	84372-2	1.18 - 27	2.58	5.91	4.50	5	SEMI
31.49	70867-13X	1.50 - 35	1.66	8.00	6.50	8	SEMI
31.49	70867-14X	1.50 - 35	1.66	8.00	6.50	8	SEMI
31.67	26762-7X	1.31 - 30	1.81	7.06	5.50	5	SEMI
31.68	28497-2X	1.31 - 30	1.81	7.06	5.50	6	SEMI
31.69	706092-2X	1.31 - 30	1.81	7.06	5.50	6	SEMI
31.74	76467-4X	1.18 - 27	2.56	6.50	5.00	5	SEMI
31.85	35455-4	1.31 - 30	1.81	7.06	5.50	5	SEMI
31.87	26821-4X	1.31 - 30	1.81	7.06	5.50	5	SEMI
31.89	2004449-1	1.31 - 30	1.97	6.50	5.00	5	SEMI
31.89	2004449-2	1.31 - 30	1.97	6.50	5.00	5	SEMI
31.93	70867-8X	1.50 - 35	1.66	8.00	6.50	8	SEMI
32.04	706162-1X	1.31 - 30	1.81	7.06	5.50	5	SEMI
32.33	76454-2X	1.31 - 30	2.76	6.50	5.00	5	SEMI
32.40	2017793-1	1.37 - 32	2.09	6.25	4.72	6	SEMI
32.45	28597-12X	1.31 - 30	1.81	7.06	5.50	6	SEMI
32.54	2004785-3	1.37 - 32	1.81	6.50	5.00	5	SEMI
32.54	2004785-5	1.37 - 32	1.81	6.50	5.00	5	SEMI
32.61	70165-2X	1.31 - 30	1.81	7.06	5.50	5	SEMI
32.61	70386-2X	1.31 - 30	1.81	7.06	5.50	5	SEMI
32.61	70416-2X	1.31 - 30	1.81	7.06	5.50	5	SEMI
32.61	70417-2X	1.31 - 30	1.81	7.06	5.50	5	SEMI
32.61	706587-2X	1.31 - 30	1.81	7.06	5.50	5	SEMI
32.61	706647-2X	1.31 - 30	1.81	7.06	5.50	5	SEMI
32.61	71025-2X	1.31 - 30	1.81	7.06	5.50	5	SEMI
32.64	2017796-1	1.25 - 29	1.73	6.25	4.72	6	SEMI
32.76	70867-12X	1.50 - 35	1.66	8.00	6.50	8	SEMI
32.83	2004448-1	1.18 - 27	1.97	6.50	5.00	5	SEMI
33.18	706746-2X	1.50 - 35	1.66	8.00	6.50	8	SEMI
33.19	706846-2X	1.50 - 35	1.66	8.00	6.50	8	SEMI
33.19	70867-2X	1.50 - 35	1.66	8.00	6.50	8	SEMI
33.20	706846-6X	1.50 - 35	1.66	8.00	6.50	8	SEMI
33.20	70867-16X	1.50 - 35	1.66	8.00	6.50	8	SEMI

REAR AXLE SHAFTS

Dimensions & Components

Listed By Length

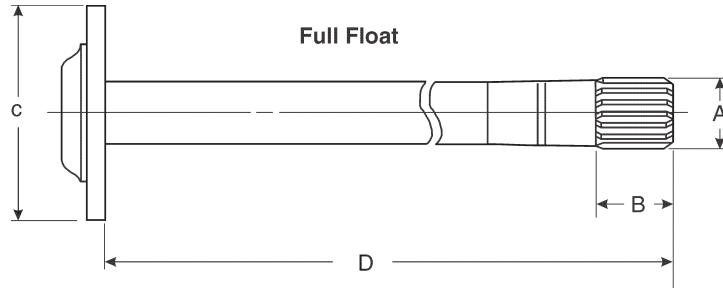


Length of Flange Face to End of Shaft	Complete Shaft Assy. Part Number	Spline Dia. & Number of Teeth	Spline Length	Flange Diameter	Bolt Circle	Number of Bolts	Float
D		A	B	C			
33.20	70867-6X	1.50 - 35	1.66	8.00	6.50	8	SEMI
33.36	2001809-2	1.37 - 32	1.18	6.55	5.50	6	SEMI
33.36	2006070-2	1.37 - 32	1.18	6.55	5.50	6	SEMI
33.36	2022435-2	1.37 - 32	1.18	6.55	5.50	6	SEMI
33.53	84489-3	1.42 - 33	2.21	7.81	6.50	8	SEMI
33.95	2001019-3	1.50 - 35	2.14	7.81	5.50	5	SEMI
34.03	2005994-1	1.37 - 32	1.81	6.55	5.50	6	SEMI
34.03	2022452-1	1.37 - 32	1.81	6.55	5.50	6	SEMI
34.03	84776-1	1.37 - 32	1.81	6.55	5.50	6	SEMI
34.08	2007075-2	1.50 - 35	2.14	7.81	6.50	8	SEMI
34.08	76002-2X	1.50 - 35	1.65	7.98	6.50	8	SEMI
34.12	706746-4X	1.50 - 35	1.66	8.00	6.50	8	SEMI
34.12	706846-4X	1.50 - 35	1.66	8.00	6.50	8	SEMI
34.13	75344-2X	1.50 - 35	1.65	8.05	6.50	8	SEMI
34.14	28497-4X	1.31 - 30	1.81	7.06	5.50	6	SEMI
34.14	70867-18X	1.50 - 35	1.66	8.00	6.50	8	SEMI
34.14	70867-4X	1.50 - 35	1.66	8.00	6.50	8	SEMI
34.22	2018449	1.50 - 35	2.14	7.81	6.50	8	SEMI
34.22	2019774	1.50 - 35	2.14	7.81	6.50	8	SEMI
34.24	2001809-1	1.37 - 32	1.18	6.55	5.50	6	SEMI
34.24	2022435-1	1.37 - 32	1.18	6.55	5.50	6	SEMI
34.47	26762-9X	1.31 - 30	1.81	7.06	5.50	5	SEMI
34.47	706028-11X	1.31 - 30	1.81	7.06	5.50	5	SEMI
34.70	2006070-1	1.37 - 32	1.65	6.55	5.50	6	SEMI
34.78	26860-2X	1.50 - 35	1.81	7.06	5.50	5	SEMI
34.78	35508-2	1.50 - 35	1.81	7.06	5.50	5	SEMI
34.86	84489-4	1.42 - 33	2.21	7.81	6.50	8	SEMI

REAR AXLE SHAFTS

Dimensions & Components

Listed By Length

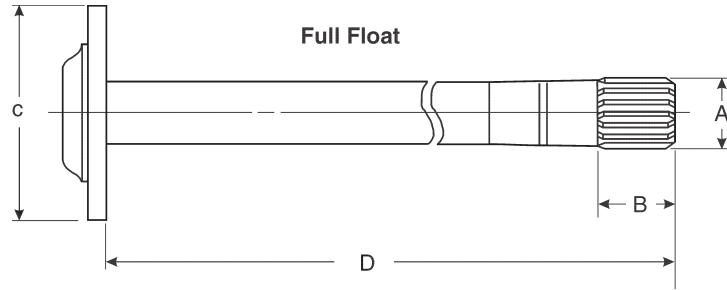


Length of Flange Face to End of Shaft D	Complete Shaft Assy. Part Number	Spline Dia. & Number of Teeth A	Spline Length B	Flange Diameter C	Bolt Circle	Number of Bolts	Float
21.96	34887-30A	1.31 - 30	1.81	4.75	3.96	8	FULL
23.25	34887-23	1.31 - 30	1.81	4.75	3.96	8	FULL
30.34	31494-8	1.31 - 30	1.81	4.50	3.72	8	FULL
31.12	34887-1	1.31 - 30	1.81	4.75	3.96	8	FULL
31.12	35467-1	1.31 - 30	1.81	4.75	3.96	8	FULL
31.22	34887-13	1.31 - 30	1.81	4.75	3.96	8	FULL
31.22	35953-5	1.31 - 30	1.81	4.75	3.96	8	FULL
31.22	38378-3	1.31 - 30	1.81	4.74	3.96	8	FULL
31.22	43965-2	1.31 - 30	1.81	4.73	3.96	8	FULL
31.47	34887-4	1.31 - 30	1.81	4.75	3.96	8	FULL
31.83	35091-19	1.50 - 35	1.62	4.74	3.96	8	FULL
32.22	38378-5	1.31 - 30	1.81	4.74	3.96	8	FULL
32.81	31494-5	1.31 - 30	1.81	4.50	3.72	8	FULL
33.25	35445-1	1.31 - 16	1.81	4.75	3.96	8	FULL
33.25	35467-6	1.31 - 30	1.81	4.75	3.96	8	FULL
33.25	37560-1	1.31 - 30	1.81	4.75	3.96	8	FULL
33.35	41100-2	1.50 - 35	1.63	4.47	3.56	8	FULL
33.69	30282-1	1.31 - 16	1.81	4.75	3.96	8	FULL
33.77	37560-3	1.31 - 30	1.81	4.75	3.96	8	FULL
33.78	36113-23	1.50 - 35	1.62	4.75	3.96	8	FULL
33.78	41100-3	1.50 - 35	1.63	4.47	3.56	8	FULL
33.87	34887-3	1.31 - 30	1.81	4.75	3.96	8	FULL
34.12	36113-7	1.50 - 35	1.62	4.75	3.96	8	FULL
34.17	35953	1.31 - 30	1.81	4.75	3.96	8	FULL
34.17	39260-2	1.31 - 30	1.81	4.75	3.96	8	FULL
34.17	43965-1	1.31 - 30	1.81	4.73	3.96	8	FULL
34.21	38378-1	1.31 - 30	1.81	4.74	3.96	8	FULL
34.22	34887-14	1.31 - 30	1.81	4.75	3.96	8	FULL
34.22	34887-6	1.31 - 30	1.81	4.75	3.96	8	FULL
34.24	35091-29	1.50 - 35	1.62	4.74	3.96	8	FULL
34.24	43811-1	1.37 - 32	1.62	4.72	3.96	8	FULL
34.44	48302-1	1.37 - 32	1.81	4.86	4.07	8	FULL
34.51	39260-4	1.31 - 30	1.81	4.75	3.96	8	FULL
34.56	35445-2	1.31 - 16	1.81	4.75	3.96	8	FULL
34.56	35467-3	1.31 - 30	1.81	4.75	3.96	8	FULL
34.62	39260-1	1.31 - 30	1.81	4.75	3.96	8	FULL
34.75	31494-1	1.31 - 30	1.81	4.50	3.72	8	FULL
34.85	36113-21	1.50 - 35	1.62	4.75	3.96	8	FULL
34.92	43811-16	1.37 - 32	1.62	4.72	3.96	8	FULL
34.99	39260-7	1.31 - 30	1.81	4.75	3.96	8	FULL
35.01	33318-1	1.50 - 23	1.62	5.19	4.38	6	FULL
35.05	34414-1	1.50 - 23	1.62	4.75	3.97	8	FULL

REAR AXLE SHAFTS

Dimensions & Components

Listed By Length



Length of Flange Face to End of Shaft	Complete Shaft Assy. Part Number	Spline Dia. & Number of Teeth	Spline Length	Flange Diameter	Bolt Circle	Number of Bolts	Float
D		A	B	C			
35.05	35468-1	1.50 - 23	1.62	4.75	3.96	8	FULL
35.05	36113-1	1.50 - 35	1.62	4.75	3.96	8	FULL
35.44	41100-6	1.50 - 35	1.63	4.47	3.56	8	FULL
35.64	35953-3	1.31 - 30	1.81	4.75	3.96	8	FULL
35.66	52033-3	1.50 - 35	1.75	4.51	3.56	8	FULL
35.76	35091-11	1.50 - 35	1.62	4.74	3.96	8	FULL
35.78	32987-1	1.31 - 30	1.81	4.75	4.00	6	FULL
35.81	31494-10	1.31 - 30	1.81	4.50	3.72	8	FULL
35.83	39260-3	1.31 - 30	1.81	4.75	3.96	8	FULL
35.91	35103-1	1.50 - 35	1.62	5.25	4.37	6	FULL
36.07	36113-22	1.50 - 35	1.62	4.75	3.96	8	FULL
36.09	35091-1	1.50 - 35	1.62	4.74	3.96	8	FULL
36.19	47037-1	1.58 - 37	1.74	5.12	4.25	8	FULL
36.20	36166-1	1.50 - 35	1.62	4.75	3.96	8	FULL
36.49	37560-4	1.31 - 30	1.81	4.75	3.96	8	FULL
36.49	41100-7	1.50 - 35	1.63	4.47	3.56	8	FULL
36.50	45553-3	1.50 - 35	1.74	4.74	3.96	8	FULL
36.65	45553-1	1.50 - 35	1.74	4.74	3.96	8	FULL
36.71	43811-12	1.37 - 32	1.62	4.72	3.96	8	FULL
36.76	43965-4	1.31 - 30	1.81	4.73	3.96	8	FULL
36.80	35953-2	1.31 - 30	1.81	4.75	3.96	8	FULL
36.85	37560-2	1.31 - 30	1.81	4.75	3.96	8	FULL
36.86	48302-4	1.37 - 32	1.81	4.86	4.07	8	FULL
36.93	43811-3	1.37 - 32	1.62	4.72	3.96	8	FULL
36.94	35091-4	1.50 - 35	1.62	4.74	3.96	8	FULL
37.04	52033-4	1.48 - 35	1.55	4.51	3.56	8	FULL
37.10	32987-3	1.31 - 30	1.81	4.75	4.00	6	FULL
37.22	35953-6	1.31 - 30	1.81	4.75	3.96	8	FULL
37.22	38378-4	1.31 - 30	1.81	4.74	3.96	8	FULL
37.22	39260-5	1.31 - 30	1.81	4.75	3.96	8	FULL
37.22	43965-3	1.31 - 30	1.81	4.73	3.96	8	FULL
37.31	35091-28	1.50 - 35	1.62	4.74	3.96	8	FULL
37.38	47847-3	1.50 - 35	1.62	4.88	4.02	8	FULL
37.39	2002496-3	1.50 - 35	1.63	4.88	4.02	8	FULL
37.40	36113-27	1.50 - 35	1.62	4.75	3.96	8	FULL
37.40	43811-4	1.37 - 32	1.62	4.72	3.96	8	FULL
37.42	36113-5	1.50 - 35	1.62	4.75	3.96	8	FULL
37.47	34887-5	1.30 - 30	1.81	4.75	3.96	8	FULL
37.47	36113-8	1.50 - 35	1.62	4.75	3.96	8	FULL
37.64	43811-17	1.37 - 32	1.62	4.72	3.96	8	FULL
37.67	42442-1	1.50 - 35	1.75	5.17	4.33	8	FULL
37.67	43286-1	1.50 - 35	1.75	5.17	4.33	8	FULL

REAR AXLE SHAFTS

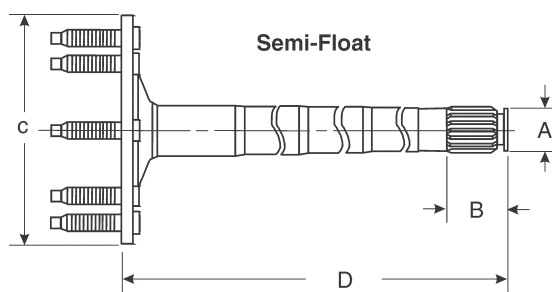
Dimensions & Components

Length of Flange Face to End of Shaft	Complete Shaft Assy. Part Number	Spline Dia. & Number of Teeth	Spline Length	Flange Diameter	Bolt Circle	Number of Bolts	Float
D		A	B	C			
37.67	43651-1	1.58 - 37	1.75	5.17	4.33	8	FULL
37.71	39260-8	1.31 - 30	1.81	4.75	3.93	8	FULL
37.83	35091-17	1.50 - 35	1.62	4.74	3.96	8	FULL
37.91	36113-18	1.50 - 35	1.62	4.75	3.96	8	FULL
38.49	43811-21	1.37 - 32	1.62	4.72	3.96	8	FULL
38.64	35091-9	1.50 - 35	1.62	4.74	3.96	8	FULL
38.64	35953-1	1.31 - 30	1.81	4.75	3.96	8	FULL
38.67	43286-2	1.50 - 35	1.75	5.17	4.33	8	FULL
38.67	43651-2	1.58 - 37	1.75	5.17	4.33	8	FULL
38.74	2002496-4	1.50 - 35	1.63	4.88	4.02	8	FULL
38.74	47847-4	1.50 - 35	1.62	4.88	4.02	8	FULL
38.81	31494-6	1.31 - 30	1.81	4.50	3.72	8	FULL
38.88	47847-1	1.50 - 35	1.62	4.88	4.02	8	FULL
38.89	2002496-1	1.50 - 35	1.63	4.88	4.02	8	FULL
38.92	41100-4	1.50 - 35	1.63	4.47	3.56	8	FULL
38.96	52033-7	1.50 - 35	1.75	4.50	3.56	8	FULL
39.00	45553-2	1.50 - 35	1.74	4.74	3.96	8	FULL
39.02	2002496-5	1.50 - 35	1.63	4.88	4.02	8	FULL
39.02	47847-5	1.50 - 35	1.62	4.88	4.02	8	FULL
39.05	36113-24	1.50 - 35	1.62	4.75	3.96	8	FULL
39.28	47037-2	1.58 - 37	1.74	5.12	4.25	8	FULL
39.29	50291-1	1.58 - 37	1.74	5.12	4.25	8	FULL
39.34	41100-5	1.50 - 35	1.63	4.47	3.56	8	FULL
39.44	35091-10	1.50 - 35	1.62	4.74	3.96	8	FULL
39.44	36113-17	1.50 - 35	1.62	4.75	3.96	8	FULL
39.44	43811-6	1.37 - 32	1.62	4.72	3.96	8	FULL
39.65	46930-3	1.50 - 35	1.62	4.74	3.96	8	FULL
39.69	36453-1	1.50 - 35	1.62	4.47	3.56	8	FULL
39.69	41100-1	1.50 - 35	1.63	4.47	3.56	8	FULL
40.05	46930-1	1.50 - 35	1.62	4.74	3.96	8	FULL
40.07	47852-1	1.58 - 37	1.75	6.07	5.22	8	FULL
40.12	34887-2	1.31 - 30	1.81	4.75	3.96	8	FULL
40.12	35467-2	1.31 - 30	1.81	4.75	3.96	8	FULL
40.19	36113-19	1.50 - 35	1.62	4.75	3.96	8	FULL
40.24	2002496-2	1.50 - 35	1.63	4.88	4.02	8	FULL
40.24	47847-2	1.50 - 35	1.62	4.88	4.02	8	FULL
40.30	36113-25	1.50 - 35	1.62	4.75	3.96	8	FULL
40.35	52033-8	1.50 - 35	1.75	4.50	3.56	8	FULL
40.38	2002496-6	1.50 - 35	1.63	4.88	4.02	8	FULL
40.38	47847-6	1.50 - 35	1.62	4.88	4.02	8	FULL
40.75	36113-28	1.50 - 35	1.62	4.75	3.96	8	FULL
40.75	43811-7	1.37 - 32	1.62	4.72	3.96	8	FULL
40.77	36113-6	1.50 - 35	1.62	4.75	3.96	8	FULL
41.31	31494-9	1.31 - 30	1.81	4.50	3.72	8	FULL
41.51	35091-12	1.50 - 35	1.62	4.74	3.96	8	FULL
41.64	35953-4	1.31 - 30	1.81	4.75	3.96	8	FULL
41.84	43811-22	1.37 - 32	1.62	4.72	3.96	8	FULL
42.47	46930-2	1.50 - 35	1.62	4.74	3.96	8	FULL
42.79	35091-20	1.50 - 35	1.62	4.74	3.96	8	FULL
43.00	46930-4	1.50 - 35	1.62	4.75	3.96	8	FULL
43.58	35091-18	1.50 - 35	1.62	4.74	3.96	8	FULL
44.57	35467-5	1.31 - 30	1.81	4.75	3.96	8	FULL

REAR AXLE SHAFTS

Dimensions & Components

Listed By Part Number



Complete Shaft Assy. Part Number	Length of Flange Face to End of Shaft	Spline Dia. & Number of Teeth	Spline Length	Flange Diameter	Bolt Circle	Number of Bolts	Float
	D	A	B	C			
22005X	31.27	1.31 - 30	1.81	6.72	5.50	6	SEMI
22006X	29.27	1.31 - 30	1.81	6.72	5.50	6	SEMI
23243X	30.59	1.31 - 30	1.81	7.06	5.50	6	SEMI
23244X	29.59	1.31 - 30	1.81	6.72	5.50	6	SEMI
24810X	29.53	1.31 - 30	1.81	7.06	5.50	5	SEMI
24820X	29.73	1.31 - 30	1.81	7.06	5.50	5	SEMI
25175X	30.28	1.31 - 30	1.81	7.06	5.50	5	SEMI
25833X	28.28	1.50 - 23	1.62	6.00	4.50	8	SEMI
25834X	29.66	1.50 - 23	1.62	6.00	4.50	5	SEMI
25984-1X	29.53	1.31 - 30	1.81	7.06	5.50	5	SEMI
25984-2X	29.78	1.31 - 30	1.81	7.06	5.50	5	SEMI
26170X	30.09	1.31 - 30	1.81	6.72	5.50	6	SEMI
26171X	30.09	1.31 - 30	1.81	6.72	5.50	6	SEMI
26717X	29.06	1.50 - 35	1.62	6.00	4.50	5	SEMI
26718X	30.11	1.50 - 35	1.62	6.00	4.50	5	SEMI
26748-1X	29.06	1.50 - 35	1.62	6.00	4.50	5	SEMI
26748X	28.28	1.50 - 35	1.62	6.00	4.50	5	SEMI
26749X	29.66	1.50 - 35	1.62	6.00	4.50	5	SEMI
26762-1X	25.58	1.31 - 30	1.81	7.06	5.50	5	SEMI
26762-2X	25.96	1.31 - 30	1.81	7.06	5.50	5	SEMI
26762-3X	20.06	1.31 - 30	1.81	7.06	5.50	5	SEMI
26762-5X	24.69	1.31 - 30	1.81	7.06	5.50	5	SEMI
26762-6X	25.23	1.31 - 30	1.81	7.06	5.50	5	SEMI
26762-7X	31.67	1.31 - 30	1.81	7.06	5.50	5	SEMI
26762-8X	29.47	1.31 - 30	1.81	7.06	5.50	5	SEMI
26762-9X	34.47	1.31 - 30	1.81	7.06	5.50	5	SEMI
26762-14X	28.31	1.31 - 30	1.81	7.06	5.50	5	SEMI
26762-17X	31.44	1.31 - 30	1.81	7.06	5.50	5	SEMI
26762-18X	29.24	1.31 - 30	1.81	7.06	5.50	5	SEMI
26762-19X	22.20	1.31 - 30	1.81	7.06	5.50	5	SEMI
26762-20X	26.94	1.31 - 30	1.81	7.06	5.50	5	SEMI
26762-21X	23.32	1.31 - 30	1.81	7.06	5.50	5	SEMI
26762-22X	26.15	1.31 - 30	1.81	7.06	5.50	5	SEMI
26762-31X	27.34	1.31 - 30	1.81	7.06	5.50	5	SEMI
26821-1X	28.04	1.31 - 30	1.81	7.06	5.50	5	SEMI
26821-2X	30.13	1.31 - 30	1.81	7.06	5.50	5	SEMI
26821-3X	30.94	1.31 - 30	1.81	7.06	5.50	5	SEMI
26821-4X	31.87	1.31 - 30	1.81	7.06	5.50	5	SEMI
26860-1X	28.78	1.50 - 35	1.81	7.06	5.50	5	SEMI
26860-2X	34.78	1.50 - 35	1.81	7.06	5.50	5	SEMI
27436X	31.08	1.50 - 35	1.62	6.00	4.50	8	SEMI
27438X	30.11	1.50 - 35	1.62	6.00	4.50	8	SEMI

REAR AXLE SHAFTS

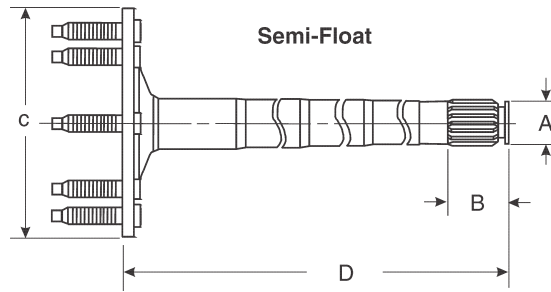
Dimensions & Components

Complete Shaft Assy. Part Number	Length of Flange Face to End of Shaft	Spline Dia. & Number of Teeth	Spline Length	Flange Diameter	Bolt Circle	Number of Bolts	Float
	D	A	B	C			
28497-2X	31.68	1.31 - 30	1.81	7.06	5.50	6	SEMI
28497-3X	22.78	1.31 - 30	1.81	7.06	5.50	6	SEMI
28497-4X	34.14	1.31 - 30	1.81	7.06	5.50	6	SEMI
28497-9X	27.44	1.31 - 30	1.81	7.06	5.50	6	SEMI
28497-13X	30.45	1.31 - 30	1.81	7.06	5.50	6	SEMI
28497-14X	27.91	1.31 - 30	1.81	7.06	5.50	6	SEMI
28597-7X	28.81	1.31 - 30	1.81	7.06	5.50	6	SEMI
28597-12X	32.45	1.31 - 30	1.81	7.06	5.50	6	SEMI
29699-1X	27.06	1.50 - 35	1.62	6.00	4.50	5	SEMI
29699-2X	23.06	1.50 - 35	1.62	6.00	4.50	5	SEMI
29700-1X	28.11	1.50 - 35	1.62	6.00	4.50	5	SEMI
29700-2X	24.11	1.50 - 35	1.62	6.00	4.50	5	SEMI
34551-3	25.87	1.31 - 30	1.81	4.50	3.72	8	SEMI
35455-2	30.13	1.31 - 30	1.81	7.06	5.50	5	SEMI
35455-3	30.94	1.31 - 30	1.81	7.06	5.50	5	SEMI
35455-4	31.85	1.31 - 30	1.81	7.06	5.50	5	SEMI
35488-19	22.20	1.31 - 30	1.81	7.06	5.50	5	SEMI
35508-1	28.78	1.50 - 35	1.81	7.06	5.50	5	SEMI
35508-2	34.78	1.50 - 35	1.81	7.06	5.50	5	SEMI
36041	31.21	1.31 - 30	1.81	6.37	5.00	5	SEMI
70165-1X	31.11	1.31 - 30	1.81	7.06	5.50	5	SEMI
70165-2X	32.61	1.31 - 30	1.81	7.06	5.50	5	SEMI
70386-1X	31.11	1.31 - 30	1.81	7.06	5.50	5	SEMI
70386-2X	32.61	1.31 - 30	1.81	7.06	5.50	5	SEMI
70416-1X	31.11	1.31 - 30	1.81	7.06	5.50	5	SEMI
70416-2X	32.61	1.31 - 30	1.81	7.06	5.50	5	SEMI
70417-2X	32.61	1.31 - 30	1.81	7.06	5.50	5	SEMI
70867-1X	30.65	1.50 - 35	1.66	8.00	6.50	8	SEMI
70867-2X	33.19	1.50 - 35	1.66	8.00	6.50	8	SEMI
70867-3X	31.42	1.50 - 35	1.66	8.00	6.50	8	SEMI
70867-4X	34.14	1.50 - 35	1.66	8.00	6.50	8	SEMI
70867-5X	30.66	1.50 - 35	1.66	8.00	6.50	8	SEMI
70867-6X	33.20	1.50 - 35	1.66	8.00	6.50	8	SEMI
70867-7X	31.05	1.50 - 35	1.66	8.00	6.50	8	SEMI
70867-8X	31.93	1.50 - 35	1.66	8.00	6.50	8	SEMI
70867-11X	31.10	1.50 - 35	1.66	8.00	6.50	8	SEMI
70867-12X	32.76	1.50 - 35	1.66	8.00	6.50	8	SEMI
70867-13X	31.49	1.50 - 35	1.66	8.00	6.50	8	SEMI
70867-14X	31.49	1.50 - 35	1.66	8.00	6.50	8	SEMI
70867-15X	30.66	1.50 - 35	1.66	8.00	6.50	8	SEMI
70867-16X	33.20	1.50 - 35	1.66	8.00	6.50	8	SEMI
70867-17X	31.42	1.50 - 35	1.66	8.00	6.50	8	SEMI
70867-18X	34.14	1.50 - 35	1.66	8.00	6.50	8	SEMI
71017-1X	26.93	1.50 - 35	1.62	6.00	4.50	8	SEMI
71017-2X	28.30	1.50 - 35	1.62	6.00	4.50	8	SEMI
71017-3X	22.93	1.50 - 35	1.62	6.00	4.50	8	SEMI
71017-4X	24.30	1.50 - 35	1.62	6.00	4.50	8	SEMI
71025-1X	31.11	1.31 - 30	1.81	7.06	5.50	5	SEMI
71025-2X	32.61	1.31 - 30	1.81	7.06	5.50	5	SEMI
71667-1X	29.22	1.50 - 35	1.81	7.06	5.50	6	SEMI
71667-2X	28.22	1.50 - 35	1.81	7.06	5.50	6	SEMI

REAR AXLE SHAFTS

Dimensions & Components

Listed By Part Number



Complete Shaft Assy. Part Number	Length of Flange Face to End of Shaft	Spline Dia. & Number of Teeth	Spline Length	Flange Diameter	Bolt Circle	Number of Bolts	Float
	D	A	B	C			
72384-1X	29.54	1.31 - 30	1.81	5.85	4.75	5	SEMI
72384-2X	30.50	1.31 - 30	1.81	5.85	4.75	5	SEMI
72499-1X	29.63	1.18 - 27	1.50	6.16	4.50	5	SEMI
72499-2X	31.34	1.18 - 27	1.50	6.16	4.50	5	SEMI
72900-1X	28.85	1.25 - 27	1.50	-	4.50	5	SEMI
72900-2X	30.35	1.25 - 27	1.50	-	4.50	5	SEMI
72903-1X	28.79	1.31 - 30	1.81	7.06	5.50	5	SEMI
72903-2X	25.29	1.31 - 30	1.81	7.06	5.50	5	SEMI
72912-1X	28.85	1.18 - 27	1.50	5.94	4.50	5	SEMI
72912-2X	30.35	1.18 - 27	1.50	5.94	4.50	5	SEMI
73107-1X	28.85	1.25 - 27	1.50	-	4.50	5	SEMI
73107-2X	30.35	1.25 - 27	1.50	-	4.50	5	SEMI
73422-1X	28.85	1.18 - 27	1.50	5.94	4.50	5	SEMI
73422-2X	30.35	1.18 - 27	1.50	5.94	4.50	5	SEMI
73499-1X	29.74	1.31 - 30	1.81	5.94	4.50	5	SEMI
73499-2X	29.25	1.31 - 30	1.81	5.94	4.50	5	SEMI
73624-1X	29.04	1.18 - 27	1.38	5.94	4.50	5	SEMI
73624-2X	30.54	1.18 - 27	1.38	5.94	4.50	5	SEMI
73879-1X	29.04	1.18 - 27	1.38	5.94	4.50	5	SEMI
73879-2X	30.54	1.18 - 27	1.38	5.94	4.50	5	SEMI
74356-1X	29.04	1.18 - 27	1.38	5.94	4.50	5	SEMI
74356-2X	30.54	1.18 - 27	1.38	5.94	4.50	5	SEMI
74555-1X	30.52	1.31 - 30	1.81	5.87	4.75	5	SEMI
74555-2X	29.56	1.31 - 30	1.81	5.87	4.75	5	SEMI
74789-1X	29.04	1.18 - 27	1.38	5.94	4.50	5	SEMI
74789-2X	30.54	1.18 - 27	1.38	5.94	4.50	5	SEMI
74871-1X	29.26	1.31 - 30	1.80	5.94	4.50	5	SEMI
74871-2X	30.25	1.31 - 30	1.80	5.94	4.50	5	SEMI
75344-1X	31.41	1.50 - 35	1.65	8.05	6.50	8	SEMI
75344-2X	34.13	1.50 - 35	1.65	8.05	6.50	8	SEMI
75786-1X	29.70	1.31 - 30	1.81	5.94	4.50	5	SEMI
75786-2X	29.20	1.31 - 30	1.81	5.94	4.50	5	SEMI
76002-1X	31.36	1.50 - 35	1.65	7.98	6.50	8	SEMI
76002-2X	34.08	1.50 - 35	1.65	7.98	6.50	8	SEMI
76454-1X	29.34	1.31 - 30	2.76	6.50	5.00	5	SEMI
76454-2X	32.33	1.31 - 30	2.76	6.50	5.00	5	SEMI
76454-3X	30.34	1.31 - 30	2.76	6.50	5.00	5	SEMI
76454-4X	31.34	1.31 - 30	2.76	6.50	5.00	5	SEMI
76467-3X	30.25	1.18 - 27	2.56	6.50	5.00	5	SEMI
76467-4X	31.74	1.18 - 27	2.56	6.50	5.00	5	SEMI
76786-1X	29.28	1.31 - 30	1.80	5.91	4.50	5	SEMI
76786-2X	30.27	1.31 - 30	1.80	5.91	4.50	5	SEMI

REAR AXLE SHAFTS

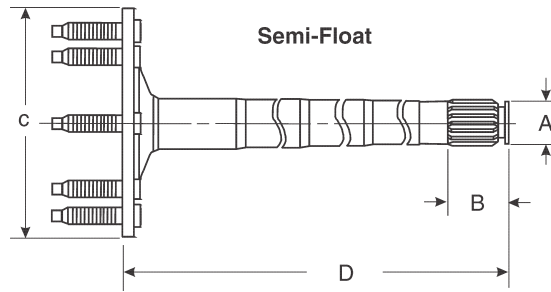
Dimensions & Components

Complete Shaft Assy. Part Number	Length of Flange Face to End of Shaft	Spline Dia. & Number of Teeth	Spline Length	Flange Diameter	Bolt Circle	Number of Bolts	Float
	D	A	B	C			
80666-1	29.98	1.18 - 27	2.60	5.91	4.50	5	SEMI
80666-2	31.48	1.18 - 27	2.58	5.91	4.50	5	SEMI
84277-2	29.21	1.31 - 30	1.81	5.91	4.50	5	SEMI
84372-1	29.98	1.18 - 27	2.60	5.91	4.50	5	SEMI
84372-2	31.48	1.18 - 27	2.58	5.91	4.50	5	SEMI
84377-1	29.94	1.31 - 30	1.81	5.91	4.50	5	SEMI
84377-2	29.21	1.31 - 30	1.81	5.91	4.50	5	SEMI
84489-3	33.53	1.42 - 33	2.21	7.81	6.50	8	SEMI
84489-4	34.86	1.42 - 33	2.21	7.81	6.50	8	SEMI
84776-1	34.03	1.37 - 32	1.81	6.55	5.50	6	SEMI
85233-1	29.71	1.31 - 30	1.81	5.91	4.50	5	SEMI
85233-2	29.21	1.31 - 30	1.81	5.91	4.50	5	SEMI
85234-1	29.05	1.18 - 27	1.37	5.91	4.50	5	SEMI
85234-2	30.54	1.18 - 27	1.37	5.91	4.50	5	SEMI
85235-1	29.05	1.18 - 27	1.37	5.91	4.50	5	SEMI
85235-2	30.54	1.18 - 27	1.37	5.91	4.50	5	SEMI
85326-1	29.71	1.31 - 30	1.81	5.91	4.50	5	SEMI
85326-2	29.21	1.31 - 30	1.81	5.91	4.50	5	SEMI
85605-1	31.18	1.37 - 32	1.81	5.63	4.50	6	SEMI
85945-1	29.94	1.31 - 30	1.81	5.91	4.50	5	SEMI
85945-2	29.21	1.31 - 30	1.81	5.91	4.50	5	SEMI
706028-1X	20.31	1.31 - 30	1.81	7.06	5.50	5	SEMI
706028-6X	29.25	1.31 - 30	1.81	7.06	5.50	5	SEMI
706028-7X	26.94	1.31 - 30	1.81	7.06	5.50	5	SEMI
706028-8X	23.31	1.31 - 30	1.81	7.06	5.50	5	SEMI
706028-9X	24.69	1.31 - 30	1.81	7.06	5.50	5	SEMI
706028-10X	22.20	1.31 - 30	1.81	7.06	5.50	5	SEMI
706028-11X	34.47	1.31 - 30	1.81	7.06	5.50	5	SEMI
706092-1X	25.24	1.31 - 30	1.81	7.06	5.50	6	SEMI
706092-2X	31.69	1.31 - 30	1.81	7.06	5.50	6	SEMI
706092-3X	22.78	1.31 - 30	1.81	7.06	5.50	6	SEMI
706092-5X	29.81	1.31 - 30	1.81	7.06	5.50	6	SEMI
706092-6X	28.81	1.31 - 30	1.81	7.06	5.50	6	SEMI
706162-1X	32.04	1.31 - 30	1.81	7.06	5.50	5	SEMI
706162-2X	28.26	1.31 - 30	1.81	7.06	5.50	5	SEMI
706162-3X	30.35	1.31 - 30	1.81	7.06	5.50	5	SEMI
706587-1X	31.11	1.31 - 30	1.81	7.06	5.50	5	SEMI
706587-2X	32.61	1.31 - 30	1.81	7.06	5.50	5	SEMI
706647-1X	31.11	1.31 - 30	1.81	7.06	5.50	5	SEMI
706647-2X	32.61	1.31 - 30	1.81	7.06	5.50	5	SEMI
706746-1X	30.65	1.50 - 35	1.66	8.00	6.50	8	SEMI
706746-2X	33.18	1.50 - 35	1.66	8.00	6.50	8	SEMI
706746-3X	31.41	1.50 - 35	1.66	8.00	6.50	8	SEMI
706746-4X	34.12	1.50 - 35	1.66	8.00	6.50	8	SEMI
706846-1X	30.65	1.50 - 35	1.66	8.00	6.50	8	SEMI
706846-2X	33.19	1.50 - 35	1.66	8.00	6.50	8	SEMI
706846-4X	34.12	1.50 - 35	1.66	8.00	6.50	8	SEMI
706846-5X	30.66	1.50 - 35	1.66	8.00	6.50	8	SEMI
706846-6X	33.20	1.50 - 35	1.66	8.00	6.50	8	SEMI
706846-17X	31.42	1.50 - 35	1.66	8.00	6.50	8	SEMI
2001019-3	33.95	1.50 - 35	2.14	7.81	5.50	5	SEMI

REAR AXLE SHAFTS

Dimensions & Components

Listed By Part Number

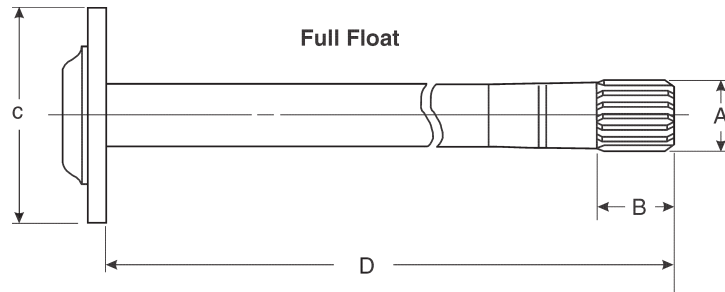


Complete Shaft Assy. Part Number	Length of Flange Face to End of Shaft	Spline Dia. & Number of Teeth	Spline Length	Flange Diameter	Bolt Circle	Number of Bolts	Float
	D	A	B	C			
2001425-1	31.33	1.37 - 32	1.18	5.63	4.50	6	SEMI
2001425-2	30.51	1.37 - 32	1.18	5.63	4.50	6	SEMI
2001809-1	34.24	1.37 - 32	1.18	6.55	5.50	6	SEMI
2001809-2	33.36	1.37 - 32	1.18	6.55	5.50	6	SEMI
2004448-1	32.83	1.18 - 27	1.97	6.50	5.00	5	SEMI
2004448-2	30.83	1.18 - 27	1.97	6.50	5.00	5	SEMI
2004449-1	31.89	1.31 - 30	1.97	6.50	5.00	5	SEMI
2004449-2	31.89	1.31 - 30	1.97	6.50	5.00	5	SEMI
2004785-2	31.18	1.37 - 32	1.81	6.50	5.00	5	SEMI
2004785-3	32.54	1.37 - 32	1.81	6.50	5.00	5	SEMI
2004785-4	31.18	1.37 - 32	2.06	6.50	5.00	5	SEMI
2004785-5	32.54	1.37 - 32	1.81	6.50	5.00	5	SEMI
2005994-1	34.03	1.37 - 32	1.81	6.55	5.50	6	SEMI
2006070-1	34.70	1.37 - 32	1.65	6.55	5.50	6	SEMI
2006070-2	33.36	1.37 - 32	1.18	6.55	5.50	6	SEMI
2007075-1	31.36	1.50 - 35	2.14	7.81	6.50	8	SEMI
2007075-2	34.08	1.50 - 35	2.14	7.81	6.50	8	SEMI
2017793-1	32.40	1.37 - 32	2.09	6.25	4.72	6	SEMI
2017793-2	31.24	1.37 - 32	2.09	6.25	4.72	6	SEMI
2017796-1	32.64	1.25 - 29	1.73	6.25	4.72	6	SEMI
2017796-2	31.09	1.25 - 29	1.73	6.25	4.72	6	SEMI
2018449	34.22	1.50 - 35	2.14	7.81	6.50	8	SEMI
2019774	34.22	1.50 - 35	2.14	7.81	6.50	8	SEMI
2022435-1	34.24	1.37 - 32	1.18	6.55	5.50	6	SEMI
2022435-2	33.36	1.37 - 32	1.18	6.55	5.50	6	SEMI
2022436-1	31.34	1.37 - 32	1.18	5.63	4.50	6	SEMI
2022436-2	30.51	1.37 - 32	1.18	5.63	4.50	6	SEMI
2022452-1	34.03	1.37 - 32	1.81	6.55	5.50	6	SEMI
10005516	32.40	1.38 - 32	2.09	6.24	4.72	6	SEMI
10005517	31.24	1.38 - 32	2.09	6.24	4.72	6	SEMI

REAR AXLE SHAFTS

Dimensions & Components

Listed By Part Number

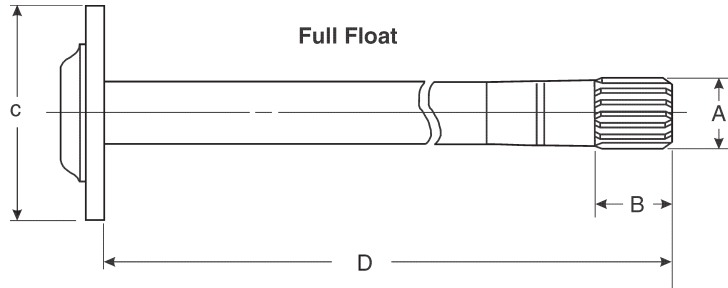


Complete Shaft Assy. Part Number	Length of Flange Face to End of Shaft	Spline Dia. & Number of Teeth	Spline Length	Flange Diameter	Bolt Circle	Number of Bolts	Float
	D	A	B	C			
30282-1	33.69	1.31 - 16	1.81	4.75	3.96	8	FULL
31494-1	34.75	1.31 - 30	1.81	4.50	3.72	8	FULL
31494-5	32.81	1.31 - 30	1.81	4.50	3.72	8	FULL
31494-6	38.81	1.31 - 30	1.81	4.50	3.72	8	FULL
31494-8	30.34	1.31 - 30	1.81	4.50	3.72	8	FULL
31494-9	41.31	1.31 - 30	1.81	4.50	3.72	8	FULL
31494-10	35.81	1.31 - 30	1.81	4.50	3.72	8	FULL
32987-1	35.78	1.31 - 30	1.81	4.75	4.00	6	FULL
32987-3	37.10	1.31 - 30	1.81	4.75	4.00	6	FULL
33318-1	35.01	1.50 - 23	1.62	5.19	4.38	6	FULL
34414-1	35.05	1.50 - 23	1.62	4.75	3.97	8	FULL
34887-1	31.12	1.31 - 30	1.81	4.75	3.96	8	FULL
34887-2	40.12	1.31 - 30	1.81	4.75	3.96	8	FULL
34887-3	33.87	1.31 - 30	1.81	4.75	3.96	8	FULL
34887-4	31.47	1.31 - 30	1.81	4.75	3.96	8	FULL
34887-5	37.47	1.30 - 30	1.81	4.75	3.96	8	FULL
34887-6	34.22	1.31 - 30	1.81	4.75	3.96	8	FULL
34887-13	31.22	1.31 - 30	1.81	4.75	3.96	8	FULL
34887-14	34.22	1.31 - 30	1.81	4.75	3.96	8	FULL
34887-23	23.25	1.31 - 30	1.81	4.75	3.96	8	FULL
34887-30A	21.96	1.31 - 30	1.81	4.75	3.96	8	FULL
35091-1	36.09	1.50 - 35	1.62	4.74	3.96	8	FULL
35091-4	36.94	1.50 - 35	1.62	4.74	3.96	8	FULL
35091-9	38.64	1.50 - 35	1.62	4.74	3.96	8	FULL
35091-10	39.44	1.50 - 35	1.62	4.74	3.96	8	FULL
35091-11	35.76	1.50 - 35	1.62	4.74	3.96	8	FULL
35091-12	41.51	1.50 - 35	1.62	4.74	3.96	8	FULL
35091-17	37.83	1.50 - 35	1.62	4.74	3.96	8	FULL
35091-18	43.58	1.50 - 35	1.62	4.74	3.96	8	FULL
35091-19	31.83	1.50 - 35	1.62	4.74	3.96	8	FULL
35091-20	42.79	1.50 - 35	1.62	4.74	3.96	8	FULL
35091-28	37.31	1.50 - 35	1.62	4.74	3.96	8	FULL
35091-29	34.24	1.50 - 35	1.62	4.74	3.96	8	FULL
35103-1	35.91	1.50 - 35	1.62	5.25	4.37	6	FULL
35445-1	33.25	1.31 - 16	1.81	4.75	3.96	8	FULL
35445-2	34.56	1.31 - 16	1.81	4.75	3.96	8	FULL
35467-1	31.12	1.31 - 30	1.81	4.75	3.96	8	FULL
35467-2	40.12	1.31 - 30	1.81	4.75	3.96	8	FULL
35467-3	34.56	1.31 - 30	1.81	4.75	3.96	8	FULL
35467-5	44.57	1.31 - 30	1.81	4.75	3.96	8	FULL
35467-6	33.25	1.31 - 30	1.81	4.75	3.96	8	FULL

REAR AXLE SHAFTS

Dimensions & Components

Listed By Part Number



Complete Shaft Assy. Part Number	Length of Flange Face to End of Shaft	Spline Dia. & Number of Teeth	Spline Length	Flange Diameter	Bolt Circle	Number of Bolts	Float
	D			C			
35468-1	35.05	1.50 - 23	1.62	4.75	3.96	8	FULL
35953-1	38.64	1.31 - 30	1.81	4.75	3.96	8	FULL
35953-2	36.80	1.31 - 30	1.81	4.75	3.96	8	FULL
35953-3	35.64	1.31 - 30	1.81	4.75	3.96	8	FULL
35953-4	41.64	1.31 - 30	1.81	4.75	3.96	8	FULL
35953-5	31.22	1.31 - 30	1.81	4.75	3.96	8	FULL
35953-6	37.22	1.31 - 30	1.81	4.75	3.96	8	FULL
35953	34.17	1.31 - 30	1.81	4.75	3.96	8	FULL
36113-1	35.05	1.50 - 35	1.62	4.75	3.96	8	FULL
36113-5	37.42	1.50 - 35	1.62	4.75	3.96	8	FULL
36113-6	40.77	1.50 - 35	1.62	4.75	3.96	8	FULL
36113-7	34.12	1.50 - 35	1.62	4.75	3.96	8	FULL
36113-8	37.47	1.50 - 35	1.62	4.75	3.96	8	FULL
36113-17	39.44	1.50 - 35	1.62	4.75	3.96	8	FULL
36113-18	37.91	1.50 - 35	1.62	4.75	3.96	8	FULL
36113-19	40.19	1.50 - 35	1.62	4.75	3.96	8	FULL
36113-21	34.85	1.50 - 35	1.62	4.75	3.96	8	FULL
36113-22	36.07	1.50 - 35	1.62	4.75	3.96	8	FULL
36113-23	33.78	1.50 - 35	1.62	4.75	3.96	8	FULL
36113-24	39.05	1.50 - 35	1.62	4.75	3.96	8	FULL
36113-25	40.30	1.50 - 35	1.62	4.75	3.96	8	FULL
36113-27	37.40	1.50 - 35	1.62	4.75	3.96	8	FULL
36113-28	40.75	1.50 - 35	1.62	4.75	3.96	8	FULL
36166-1	36.20	1.50 - 35	1.62	4.75	3.96	8	FULL
36453-1	39.69	1.50 - 35	1.62	4.47	3.56	8	FULL
37560-1	33.25	1.31 - 30	1.81	4.75	3.96	8	FULL
37560-2	36.85	1.31 - 30	1.81	4.75	3.96	8	FULL
37560-3	33.77	1.31 - 30	1.81	4.75	3.96	8	FULL
37560-4	36.49	1.31 - 30	1.81	4.75	3.96	8	FULL
38378-1	34.21	1.31 - 30	1.81	4.74	3.96	8	FULL
38378-3	31.22	1.31 - 30	1.81	4.74	3.96	8	FULL
38378-4	37.22	1.31 - 30	1.81	4.74	3.96	8	FULL
38378-5	32.22	1.31 - 30	1.81	4.74	3.96	8	FULL
39260-1	34.62	1.31 - 30	1.81	4.75	3.96	8	FULL
39260-2	34.17	1.31 - 30	1.81	4.75	3.96	8	FULL
39260-3	35.83	1.31 - 30	1.81	4.75	3.96	8	FULL
39260-4	34.51	1.31 - 30	1.81	4.75	3.96	8	FULL
39260-5	37.22	1.31 - 30	1.81	4.75	3.96	8	FULL
39260-7	34.99	1.31 - 30	1.81	4.75	3.96	8	FULL
39260-8	37.71	1.31 - 30	1.81	4.75	3.93	8	FULL
41100-1	39.69	1.50 - 35	1.63	4.47	3.56	8	FULL

REAR AXLE SHAFTS

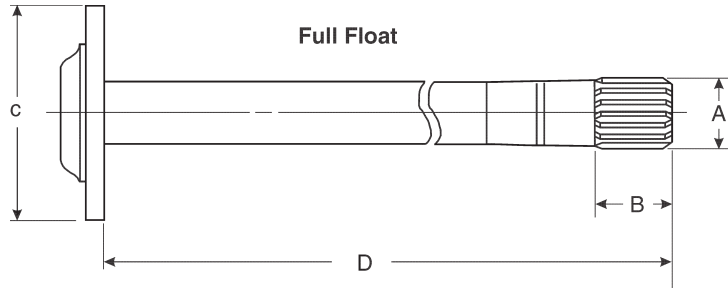
Dimensions & Components

Complete Shaft Assy. Part Number	Length of Flange Face to End of Shaft	Spline Dia. & Number of Teeth	Spline Length	Flange Diameter	Bolt Circle	Number of Bolts	Float
	D	A	B	C			
41100-2	33.35	1.50 - 35	1.63	4.47	3.56	8	FULL
41100-3	33.78	1.50 - 35	1.63	4.47	3.56	8	FULL
41100-4	38.92	1.50 - 35	1.63	4.47	3.56	8	FULL
41100-5	39.34	1.50 - 35	1.63	4.47	3.56	8	FULL
41100-6	35.44	1.50 - 35	1.63	4.47	3.56	8	FULL
41100-7	36.49	1.50 - 35	1.63	4.47	3.56	8	FULL
42442-1	37.67	1.50 - 35	1.75	5.17	4.33	8	FULL
43286-1	37.67	1.50 - 35	1.75	5.17	4.33	8	FULL
43286-2	38.67	1.50 - 35	1.75	5.17	4.33	8	FULL
43651-1	37.67	1.58 - 37	1.75	5.17	4.33	8	FULL
43651-2	38.67	1.58 - 37	1.75	5.17	4.33	8	FULL
43811-1	34.24	1.37 - 32	1.62	4.72	3.96	8	FULL
43811-3	36.93	1.37 - 32	1.62	4.72	3.96	8	FULL
43811-4	37.40	1.37 - 32	1.62	4.72	3.96	8	FULL
43811-6	39.44	1.37 - 32	1.62	4.72	3.96	8	FULL
43811-7	40.75	1.37 - 32	1.62	4.72	3.96	8	FULL
43811-12	36.71	1.37 - 32	1.62	4.72	3.96	8	FULL
43811-16	34.92	1.37 - 32	1.62	4.72	3.96	8	FULL
43811-17	37.64	1.37 - 32	1.62	4.72	3.96	8	FULL
43811-21	38.49	1.37 - 32	1.62	4.72	3.96	8	FULL
43811-22	41.84	1.37 - 32	1.62	4.72	3.96	8	FULL
43965-1	34.17	1.31 - 30	1.81	4.73	3.96	8	FULL
43965-2	31.22	1.31 - 30	1.81	4.73	3.96	8	FULL
43965-3	37.22	1.31 - 30	1.81	4.73	3.96	8	FULL
43965-4	36.76	1.31 - 30	1.81	4.73	3.96	8	FULL
45553-1	36.65	1.50 - 35	1.74	4.74	3.96	8	FULL
45553-2	39.00	1.50 - 35	1.74	4.74	3.96	8	FULL
45553-3	36.50	1.50 - 35	1.74	4.74	3.96	8	FULL
46930-1	40.05	1.50 - 35	1.62	4.74	3.96	8	FULL
46930-2	42.47	1.50 - 35	1.62	4.74	3.96	8	FULL
46930-3	39.65	1.50 - 35	1.62	4.74	3.96	8	FULL
46930-4	43.00	1.50 - 35	1.62	4.75	3.96	8	FULL
47037-1	36.19	1.58 - 37	1.74	5.12	4.25	8	FULL
47037-2	39.28	1.58 - 37	1.74	5.12	4.25	8	FULL
47847-1	38.88	1.50 - 35	1.62	4.88	4.02	8	FULL
47847-2	40.24	1.50 - 35	1.62	4.88	4.02	8	FULL
47847-3	37.38	1.50 - 35	1.62	4.88	4.02	8	FULL
47847-4	38.74	1.50 - 35	1.62	4.88	4.02	8	FULL
47847-5	39.02	1.50 - 35	1.62	4.88	4.02	8	FULL
47847-6	40.38	1.50 - 35	1.62	4.88	4.02	8	FULL
47852-1	40.07	1.58 - 37	1.75	6.07	5.22	8	FULL
48302-1	34.44	1.37 - 32	1.81	4.86	4.07	8	FULL
48302-4	36.86	1.37 - 32	1.81	4.86	4.07	8	FULL
50291-1	39.29	1.58 - 37	1.74	5.12	4.25	8	FULL
52033-3	35.66	1.50 - 35	1.75	4.51	3.56	8	FULL
52033-4	37.04	1.48 - 35	1.55	4.51	3.56	8	FULL
52033-7	38.96	1.50 - 35	1.75	4.50	3.56	8	FULL
52033-8	40.35	1.50 - 35	1.75	4.50	3.56	8	FULL
2002496-1	38.89	1.50 - 35	1.63	4.88	4.02	8	FULL
2002496-2	40.24	1.50 - 35	1.63	4.88	4.02	8	FULL

REAR AXLE SHAFTS

Dimensions & Components

Listed By Part Number



Complete Shaft Assy. Part Number	Length of Flange Face to End of Shaft	Spline Dia. & Number of Teeth	Spline Length	Flange Diameter	Bolt Circle	Number of Bolts	Float
	D			A			
2002496-3	37.39	1.50 - 35	1.63	4.88	4.02	8	FULL
2002496-4	38.74	1.50 - 35	1.63	4.88	4.02	8	FULL
2002496-5	39.02	1.50 - 35	1.63	4.88	4.02	8	FULL
2002496-6	40.38	1.50 - 35	1.63	4.88	4.02	8	FULL
10003519	35.13	1.49 - 35	1.63	4.74	3.96	8	FULL
10004851	35.91	1.49 - 35	1.63	4.74	3.96	8	FULL

Off-Road Performance Differential Covers

Axle Model	Spicer Number	Description	Cover Only Part No.	Horizontal Centerline to Hole Center		
Dana Super 30™ /186	2020034	Heavy Duty - Nodular Iron	2020034	1.400 in.	35.56 mm	Below
Dana Super 35™/198	2020035	Heavy Duty - Nodular Iron	2020035	0.850 in.	21.59 mm	Below
Dana Super 44™/226	2020036	Heavy Duty - Nodular Iron	2020036	0.499 in.	12.67 mm	Below

High Performance Finned Aluminum Differential Covers

Axle Model	Spicer Number	Description	Cover Only Part No.	Horizontal Centerline to Hole Center		
Dana Super 44™/226	2016951	Aluminum - Finned	2003331	0.480 in.	12.19 mm	Below
Dana 60™/248	2001095	Aluminum - Finned	2001095	0.939 in.	23.84 mm	Below
Dana 80™/286	2003447	Aluminum - Finned	2012630	0.217 in.	5.50 mm	Below

Standard Genuine OE Differential Covers

Axle Model	Part Number	Make	Application Summary	Ring Gear Dia.	Axle Position	Mat'l	Cover Only Part No.	Horizontal Centerline To Lube Level Hole Center		
Dana 28/175	707224X	Ford	1990-97 Aerostar AWD	174	Front	Steel	43008	None	None	NA
No fill hole in cover										
Dana 28/175	2005500	Ford	1983-90 Ranger/Bronco	174	Front	Steel	49921	.886 in.	22.50 mm	Below
Dana 30/181	707076X	Ford	1986-89 Aerostar	181	Rear	Steel	41939	.500 in	12.70 mm	Below
Dana 30/181	707180X	Jeep	1999-01 Cherokee, Wrangler	181	Front	Steel	40869	.000 in.	.00 mm	NA
On center line										
Dana Super 30/186	2005960	Jeep	2005-09 Liberty, Nitro	186	Front	Steel	2002324	.187 in	4.75 mm	Below
Dana Super 30/186	707274X	Jeep	1992-07 Wrangler/Grand Cherokee	186	Front	Steel	40869-1	1.000 in.	25.40 mm	NA
Also some 30/181 disco										
Dana 35/194	47446	Ford	1999-08 Explorer, Ranger	194	Front	Steel	47446	None	None	NA
No fill hole in cover										
Dana Super 35/198	74208X	Jeep	1997-06 Cherokee, Grand Cherokee, Wrangler	198	Rear	Steel	43225	.332 in.	8.43 mm	Below
Dana 35/194	707404X	Jeep	1987-95 Wrangler	194	Rear	Steel	47215	None	None	NA
No fill hole in cover										

DIFFERENTIAL COVERS

Axle Model	Part Number	Make	Application Summary	Ring Gear Dia.	Axle Position	Mat'l	Cover Only Part No.	Horizontal Centerline To Lube Level Hole Center		
Dana 35™/194	73605X	Jeep	1985-89 Cherokee, Wrangler	194	Rear	Steel	42968	.940 in.	23.88 mm	Below
Dana Super 30™/186	2007353	Jeep	2007-11 Wrangler	186	Front	Steel	2004631-2	1.000 in.	25.40 mm	Below
Dana Super 30™/186	707486X	Jeep	1999-04 Grand Cherokee	186	Front	Steel	47832-1	1.000 in.	25.40 mm	Below
Dana Super 44™/226	76501X	Dodge	1996-97 Viper	226	Rear	Aluminum*	46727	None	None	NA
No fill hole in cover										
Dana 44/216	706112X	GM	1978-80 K-Series Blazer	216	Front	Steel	39015	.375 in.	9.52 mm	Below
Dana 44/216	707014X	Jeep	1994-12 Wrangler	216	Rear	Steel	41367	.125 in.	3.18 mm	Above
Dana 44/216	708175	Jeep	2007-11 Wrangler Rubicon	216	Front	Steel	42960-2	1.230 in.	31.24 mm	Below
Dana 44/216	707111X	Jeep	2000-06 Wrangler RHD	216	Rear	Steel	42960-1	.480 in.	12.19 mm	Below
Dana 44/216	707110X	Jeep	2000-06 Wrangler	216	Rear	Steel	42960-1	.480 in.	12.19 mm	Below
R/B 707111X Kit										
Dana 44/216	42960-1	Jeep	1986-97 Wagoneer, J10, Cherokee, Wrangler	216	Rear	Steel	42960-1	.480 in.	12.19 mm	Below
Use 707111X Kit										
Dana Super 44™/226	2016951	Nissan	2007-11 Xterra, Armada, Titan, Frontier	226	Rear	Aluminum	2003331	.480 in.	12.19 mm	Below
Dana Super 44™/226	2016952	Nissan	2007-11 Xterra, Armada, Titan, Frontier	226	Rear	Steel	52593	.480 in.	12.19 mm	Below
Use 2016953 Kit										
Dana Super 44™/226	2016953	Nissan	2007-11 Xterra, Armada, Titan, Frontier	226	Rear	Steel	52593	.480 in.	12.19 mm	Below
Dana Super 44™/226	2008673	Jeep	2007-10 Commander, Grand Cherokee	226	Rear	Steel	46590-10	.394 in.	10.00 mm	Below
Dana Super 44™/226	48117	Jeep	2000-06 Wrangler	226	Rear	Aluminum*	48117	.718 in.	18.24 mm	Below
Dana Super 44™/226	707494-2X	Jeep	1999-04 Grand Cherokee	226	Rear	Steel	46590-5	.346 in.	8.80 mm	Below
Dana Super 44™/226	2003409	Nissan	2003-08 Titan	226	Rear	Steel	2003331	.480 in.	12.19 mm	Below
Use 2016951 Kit										

Axle Model	Part Number	Make	Application Summary	Ring Gear Dia.	Axle Position	Mat'l	Cover Only Part No.	Horizontal Centerline To Lube Level Hole Center		
Dana 60™/248	2001095	Dodge	2003-06 Ram SRT-Performance Pack	248	Rear	Aluminum	2001095	.939 in.	23.84 mm	Below
Use 2001103										
Dana 60™/248	2011159	Dodge	2003-06 Ram SRT	248	Rear	Steel	2006504-2	.480 in.	12.19 mm	Below
Dana 60™/248	74091X	Dodge	1985-01 Ram	248	Rear	Steel	42799-1	.980 in.	24.89 mm	Below
74091X is a component of 707183X, but 707183X is replaced by 2014220										
Dana 60™/248	708050	Dodge	2000-01 Ram 2500/3500	248	Front	Steel	49492-1	.169 in.	4.30 mm	Above
Dana 60™/248	707335X	Dodge	1994-97 Ram 2500/3500	248	Front	Steel	43600-3	.168 in.	4.27 mm	Above
Dana 60™/248	707182X	Dodge	1979-88 D-200, D-300, D-600, D-700	248	Front	Steel	42799-2	.480 in.	12.19 mm	Below
Dana 60™/248	2014220	Ford	2002-07 E-250, E-350	248	Rear	Steel	2006504-1	.980 mm	24.89 mm	Below
Dana 60™/248	707217-1X	Ford	1996-06 E-250, E-350	248	Rear	Steel	42799-2	.480 in.	12.19 mm	Below
replaced by 2011159 Kit										
Dana 60™/248	707233X	Ford/GM	(1988-98 F-350 Front) (1983-86 G-Van Rear)	248	Front/Rear	Steel	43600-1	.230 in.	5.84 mm	Below
Dana 60™/248	707108X	Ford/Dodge	(1979-88 J20/CJ10) (1979-88 E/F-Series)	248	Rear	Steel	42799-2	.480 in.	12.19 mm	Below
replaced by 2011159 Kit										
Dana 60™/248	708199	GM	2002-08 T 610	248	Rear	Steel	52016	.793 in.	20.15 mm	Below
Dana Super 60™/256	47707-1	Ford	2004-09 F-250, F-350, F-450, F-550	256	Front	Steel	47707-1	.230 in.	5.84 mm	Below
47707-1 is part of 2016805, but 2016805 is OEM only										
Dana 70™/267	707352X	Dodge	1994-00 Ram 2500	267	Rear	Steel	42815-1	.980 in.	24.89 mm	Below
Dana 70™/267	42815-2	Ford	2003-12 E-350	267	Rear	Steel	42815-2	.480 in.	12.19 mm	Below
Use 707105-1X										
Dana 70™/267	707105-1X	Ford	2000-06 E-350	267	Rear	Steel	42815-2	.480 in.	12.19 mm	Below
Dana 70™/267	708082	Ford	2000-02 E-450	267	Rear	Steel	47717-3	.386 in.	9.80 mm	Below
Dana 70™/267	42815-1	GM	1982-90 P-30, P-300	267	Rear	Steel	42815-1	.980 in.	24.89 mm	Below

DIFFERENTIAL COVERS

Axle Model	Part Number	Make	Application Summary	Ring Gear Dia.	Axle Position	Mat'l	Cover Only Part No.	Horizontal Centerline To Lube Level Hole Center		
Use 707352X										
Dana 70™/267	706059X	GM	1979-81 P-300, C-30	267	Rear	Steel	34055	.875 in.	22.22 mm	Below
Dana 80™/286	2003447	Ford	2005-09 F-350	286	Rear	Aluminum	2012630	.217 in.	5.50 mm	Below
2003447 replaced by 2013834 Kit										
Dana 80™/286	707479X	Ford	2003-09 F-250, F-350	286	Rear	Steel	47717-1	.217 in.	5.50 mm	Below
Dana 80™/286	707070X	Ford	1988-90 F-350 Super Duty	286	Rear	Steel	42434	.375 in.	9.52 mm	Below
707070X replaced by 707231X Kit										
Dana 80™/286	707329X	Ford/Dodge	1994-97 Ram 2500/3500	286	Rear	Steel	45559	1.400 in	35.56 mm	Below
Dana 80™/286	42434	Ford/Dodge	(1992-98 F-350) (1994-96 Ram 2500/3500)	286	Rear	Steel	42434	.375 in.	9.52 mm	Below
Use 707231X Kit										
Dana 80™/286	707231X	Ford/Dodge	(1992-98 E/F-series) (1994-97 Ram 2500/3500)	286	Rear	Steel	42434	.375 in.	9.52 mm	Below
Dana 80™/286	708151	GM	2000-07 P-Truck P-70, P-80	286	Rear	Steel	47717-1	.217 in.	5.50 mm	Below
Use 707479X Kit										

SVL #	OE Part Number	Hollander #	Make	Application Summary	Location	Spline	Length
2022604	4137429	447-1398	Chrysler	84-93 Dodge Ram Charger	RH & LH	31	31.63"
2022614-5	4762195	447-2081L	Chrysler	93-98 Grand Cherokee	LH	27	30.67"
2022617	52067614AC	447-2030	Chrysler	94-06 Ram 1500	RH & LH	31	34.06"
2022642-1	52069389	447-2344L	Chrysler	97-04 Dakota/Durango	LH	31	33.32"
2022642-2	52069388	447-2344R	Chrysler	97-04 Dakota/Durango	RH	31	33.50"
2022591	D6TZ4234A	447-1172	Ford	76-86 F-150, 86-79 Bronco	RH & LH	31	32.00"
2022599	D9BZ4234C	447-1231	Ford	79-93 Mustang, 79-82 Cougar, 80-82 Thunderbird, 83-86 LTD	RH & LH	28	29.25"
2022601	E3TZ4234C	447-1338	Ford	84-92 Ranger/Bronco II, 86-97 Aerostar	LH	28	29.25"
2022602-1	E3TZ4234D	447-1340R	Ford	83-91 F-150/Bronco	LH	31	31.06"
2022602-2	E3TZ 4234E	447-1341L	Ford	83-91 F-150/Bronco	LH	31	33.06"
2022605-1	E7TZ-4234-A	447-1573	Ford	87-96 E-150, Bronco, F-150	RH	31	31.06"
2022605-2	E7TZ-4234-B	447-1574	Ford	87-96 E-150, Bronco, F-150	LH	31	33.18"
2022607	YC2Z4234CB	447-1575L	Ford	87-96 E-150	LH	31	35.75"
2022618-1	F37Z4234A	447-2088R	Ford	93-97 Ranger & Mazda Pickups	RH	28	27.31"
2022620-1	F75Z4234NA	447-2192	Ford	00-04 F-150/Expedition	RH	31	31.87"
2022620-2	F75Z4234NB	447-2553L/2193	Ford	97-04 Ford F-150	RH	31	33.50"
2022636-1	F5TZ-4234-A	447-2120R	Ford	95-02 Explorer, 01-97 Mountaineer	RH	31	27.81"
2022636-2	F5TZ-4234-B 3L2Z 4234-AB	447-2121L	Ford	95-02 Explorer, 01-97 Mountaineer	LH	31	30.68"
2022640-1	F75Z-4234-MA	447-2236/2238	Ford	97-00 F-100/150	RH	34	31.81"
2022640-2	F75Z-4234-MB	447-2237/2239	Ford	97-99 Expedition, F-150, Navigator	LH	34	33.5"
2022651	F2AZ 4234C	447-1823	Ford	91-97 Crown Victoria/Grand Marquis/Town Car	RH & LH	28	31.50"
2022656	F4ZZ-4234B	447-2006	Ford	94-98 Mustang	RH & LH	28	30.00"
2022665	XR3Z4234AA	447-2425	Ford	99-04 Mustang GT (EXC. Cobra)	RH & LH	28	30.68"
2022666-1	YC2Z4234CA	447-2439R	Ford	97-06 E-150	RH	31	31.00"
2023686-2	F2AZ-4234-B	447-1824	Ford	91-97 Town Car, Grand Marquis, Crown Victoria	RH & LH	28	31.63"
2023686-3	F8AZ-4234-DA	447-2307	Ford	98-02 Crown Victoria, Town Car, Grand Marquis	RH & LH	28	32.44"
2023686-4	F8AZ-4234-CA	447-2308	Ford	98-02 Crown Victoria, Town Car, Grand Marquis	LH	28	32.35"
2023686-5	D9AZ4234A	447-1227	Ford	80-89 Crown Victoria/Town Car/ Grand Marquis	RH & LH	28	31.00"
2023686-6	3W1Z 4234KA	447-2733	Ford	03-05 Crown Victoria/Grand Marquis/Town Car	RH & LH	28	34.30"
2023686-7	6W1Z4234A	447-124	Ford	05-11 Crown Victoria/Town Car/ Grand Marquis	RH & LH	31	34.31"
2023686-8	IW1Z4234DA	447-2640	Ford	01-02 Crown Victoria/Town Car/ Grand Marquis	RH & LH	28	32.25"
10004410	26013882	447-1651	GM	88-98 S10/Blazer, LLV, Sonoma	RH & LH	28	29.13"
2022587	14071751	447-1062	GM	70-87 Blazer, Jimmy, Pickup & Suburban 1/2 Ton 2WD	RH & LH	30	31.43"
2022588	14071750	447-1063	GM	70-81 K-Series Suburban/Blazer	RH & LH	30	31.43"
2022589-1	1255803-SH	447-787	GM	69-67 Camaro, 75-70 Nova, 67- 65 Chevelle	RH & LH	28	29.5"

SVL #	OE Part Number	Hollander #	Make	Application Summary	Location	Spline	Length
2022589-2	1255802-SH	447-912	GM	70-81 Camaro, 68-72 Chevelle/El Camino	RH & LH	28	30.25"
2022589-3	1255801	447-1067	GM	78-88 Caprice, Impala, Lesabre, Riviera Monte Carlo, Malibu, Catalina, Bonneville	RH & LH	28	30.5"
2022590	14042690	447-1085	GM	75-88 G10/G20, 88-79 G1500/G2500	RH & LH	28	33.43"
2022592	14035542	447-1204	GM	78-86 C10/1500 PU, K5 Blazer, Suburban	RH & LH	28	31.31"
2022600	14039547	447-1300	GM	78-88 Suburban/Blazer/Jimmy	RH & LH	28	31.5"
2022608	26013882	447-1651	GM	88-97 S10 Blazer/PU, Sonoma, Bravada	RH & LH	28	29"
2022609	26010414	447-1652	GM	88-91 Suburban/Blazer/Jimmy	RH & LH	30	31.5"
2022610	26010415	447-1669	GM	87-91 Suburban (RV Series)	RH & LH	30	31.5"
2022611	26010417	447-1670	GM	88-99 Tahoe/Suburban/Yukon, 94-92 Blazer	RH & LH	30	32.00"
2022612	26010416	447-1671	GM	91-99 Yukon/Tahoe/Suburban	RH & LH	30	33"
2022613	26013313	447-1672	GM	88-95 G1500/G2500	RH & LH	30	33.38"
2022619-1	26011054	447-2173/1764L	GM	90-92 Astro, Safari	LH	28	30.5"
2022619-2	26011055	447-1764R	GM	90-99 Astro	RH	28	30.5"
2022622	12471369	447-2457	GM	99-02 Tahoe, Suburban, Yukon, Yukon XL, 1/2 Ton Excludes 5.7L	RH & LH	30	33.75"
2022626-1	3969349	447-788	GM	65-72 Chevelle/El Camino, 67-69 Camaro, 65-67 Malibu	RH & LH	30	29.75"
2022626-2	3969285	447-913	GM	68-72 Chevelle/El Camino, 1970 Camaro/Firebird	RH & LH	30	31.13"
2022633	26015260	447-1861	GM	91-93 Blazer, S/10 JIMMY, BRAVADA, SYCLONE, TYPHOON	RH & LH	28	29.17"
2022644	22506477	447-1137	GM	81-90 Caprice/Impala/LeSabre/Bonneville/Catalina	RH & LH	26	30.5"
2022645	22501599	447-1205	GM	88-80 Caprice/Impala/Electra/Fleetwood/Electra	RH & LH	28	30.43"
2022647	26014037	447-1407	GM	88-90 Caprice/Fleetwood/Brougham	RH & LH	30	30.25"
2022648	26014036	447-1668	GM	89-90 Caprice	RH & LH	28	30.43"
2022649-1	26015580	447-1766R	GM	90-02 Astro/Safari	RH	28	30.32"
2022652	26014038	447-1857	GM	91-96 Caprice/Estate Wagon, 96-92 Roadmaster	RH & LH	30	31.81"
2022653	26018080	447-1858	GM	91-96 Caprice/Roadmaster/Fleetwood	RH	30	30.38"
2022655	26019539	447-1870	GM	91-92 Caprice	RH & LH	26	30.43"
2022658	26042818	447-2172	GM	96-02 Express/Savanna	LH	30	33.32"
2022663	26059962	447-2343	GM	98-02 Camaro/Firebird	RH & LH	28	32.13"
2022664	26064387	447-2369	GM	98-03 S10/Sonoma 2WD 98-03 Hombre 2WD	RH & LH	28	26.60"
2022670	26050549	447-261	GM	97-05 Blazer/S10/Bravada/Jimmy 4WD, 00-98 Hombre 4WD	RH & LH	28	29.00"
2023479	15286380	447-190	GM	07-12 Avalanche, Escalada, Silverado, Sierra, Suburban, Yukon, Yukon XL	RH & LH	30	34.25"

REAR AXLE SHAFT COVERAGE

SVL #	OE Part Number	Hollander #	Make	Application Summary	Location	Spline	Length
2023480	15812663	447-189	GM	07-12 Avalanche, Escalada, Silverado, Sierra, Suburban, Yukon, Yukon XL	RH & LH	33	34.16"
2022614-1	83502882	447-1799R	Jeep	88-89 Cherokee/Wagoneer	RH	27	29.00"
2022614-2	83502883	447-1799L	Jeep	88-89 Cherokee/Wagoneer	RH	27	30.50"
2022614-3	5252956	447-1979R/447-1832R	Jeep	90-91 Cherokee, 90-91 Comanche, 90 Wagoneer, 90-92 Wrangler	RH	27	29.25"
2022614-4	5252957	447-1797L	Jeep	90-91 Cherokee, 90-91 Comanche, 90 Wagoneer, 90-92 Wrangler	RH	27	30.67"
2022614-6	4762194	447-2081R	Jeep	93-98 Grand Cherokee	RH	27	29.24"
2022659-1	4713192	447-2204R/1832R	Jeep	92-01 Cherokee, 93-98 Grand Cherokee	RH	27	29.25"
2022659-2	4713193	447-2204L/1832L	Jeep	92-01 Cherokee, 93-98 Grand Cherokee	LH	27	30.69"
2022661-1	4856333	447-2232L	Jeep	94-98 Grand Cherokee	LH	30	30.38"
2022661-2	4856332	447-2232R	Jeep	94-98 Grand Cherokee	RH	30	29.38"
2022661-3	4882350	447-1567R/447-2416R	Jeep	97-06 Wrangler, 98-87 Cherokee, Comanche, Wagoneer (W/Dana 44) Non-ABS	RH	30	29.68"
2022661-4	4882351	447-2416L/447-1567L	Jeep	97-06 Wrangler, 98-87 Cherokee, Comanche, Wagoneer (W/Dana 44) Non-ABS	LH	30	29.25"
2022668-1	5012820AA	447-2461R	Jeep	99-04 Grand Cherokee	RH	27	32.94"
2022668-2	5012821AA	447-2462L	Jeep	99-04 Grand Cherokee	LH	27	32.43"
2023481-1	5012872AA	447-2703R	Jeep	99-04 Grand Cherokee (W/Dana 44 & VARI-LOK)	RH	30	29.38"
2023481-2	5012873AA	447-2704L	Jeep	99-04 Grand Cherokee (W/Dana 44 & VARI-LOK)	LH	30	32.38"
2023482-1	5012850AA	447-2705R	Jeep	99-04 Grand Cherokee (W/Dana 44 & W/O VARI-LOK)	RH	30	30.44"
2023482-2	5012851AA	447-2706L	Jeep	99-04 Grand Cherokee (W/Dana 44 & W/O VARI-LOK)	LH	30	31.44"
2022672	4231135400	447-59694	Toyota	96-02 4-Runner	RH & LH	30	29.63"



SVL #	Dana Axle Model	Ratio	Interchange
2020609	Chrysler 9.25"	3.55	C9.25-355
2020612	Chrysler 9.25"	3.90	C9.25-390
10009172	Chrysler/Jeep 8.25"	3.55	C8.25-355
10009173	Chrysler/Jeep 8.25"	3.73	C8.25-373
2020585	Dana 30™ /181	3.54	D30-354
2020584	Dana 30™ /181	3.73	D30-373
10001717	Dana 30™ /181	3.73	D30CS-373CS
2020819	Dana 30™ /181	4.10	D30-410
10004575	Dana 30™ /181	4.27	D30-427
2020816	Dana 30™ /181	4.56	D30-456
2020822	Dana 30™ /181	4.88	D30-488
10004578	Dana 30™ /181	5.38	D30-538
10004581	Dana 30™ /181	3.55	D30CS-355CS
2020588	Dana 30™ /181 - Rev. Rotation	3.07	D30-308F
2020834	Dana 30™ /181 - Rev. Rotation	3.73	D30-373F
2020837	Dana 30™ /181 - Rev. Rotation	4.10	D30-410F
2020826	Dana 30™ /181 - Rev. Rotation	4.56	D30-456F
2020831	Dana 30™ /181 - Rev. Rotation	4.88	D30-488F
2020840	Dana 30™ /181 TJ Wrangler - Rev. Rotation	3.73	D30-373TJ
2020591	Dana 30™ /181 TJ Wrangler - Rev. Rotation	4.10	D30-410TJ
2020594	Dana 30™ /181 TJ Wrangler - Rev. Rotation	4.56	D30-456TJ
2020597	Dana 30™ /181 TJ Wrangler - Rev. Rotation	4.88	D30-488TJ
10001301	Dana 30™ /181 TJ Wrangler - Rev. Rotation	4.88	D30-355TJ
10010179	Dana Super 30™ /181 JK Non-Rubicon Front	5.13	D30SR-513JK
10010173	Dana Super 30™ /186 JK Non-Rubicon Front	4.56	D30SR-456JK
10010176	Dana Super 30™ /186 JK Non-Rubicon Front	4.88	D30SR-488JK
10001316	Dana 35™ /194	3.08	D35-308
2020468	Dana 35™ /194	3.55	D35-355
2020481	Dana 35™ /194	3.73	D35-373
2020487	Dana 35™ /194	4.11	D35-411
2020464	Dana 35™ /194	4.56	D35-456
2020484	Dana 35™ /194	4.88	D35-488
10001297	Dana 44™ /216	3.08	D44-3.08
2020428	Dana 44™ /216	3.54	D44-354
10001434	Dana 44™ /216	3.73	D44-373
2020809	Dana 44™ /216	3.92	D44-392
2020425	Dana 44™ /216	4.10	D44-409
2020793	Dana 44™ /216	4.27	D44-427
10001274	Dana 44™ /216	4.56	D44-456
10001288	Dana 44™ /216	5.13	D44-513
2020806	Dana 44™ /216	5.38	D44-538
2020431	Dana 44™ /216	5.89	D44-589
10001714	Dana 44™ /216 - Rev. Rotation	3.54	D44-354F
2020799	Dana 44™ /216 - Rev. Rotation	3.73	D44-373F
2020455	Dana 44™ /216 - Rev. Rotation	4.11	D44-409F

SVL #	Dana Axle Model	Ratio	Interchange
10001294	Dana 44™ /216 - Rev. Rotation	4.56	D44-456F
2019335	Dana 44™ /216 - Rev. Rotation	4.88	D44-489F
2020452	Dana 44™ /216 - Rev. Rotation	5.13	D44-513F
2020458	Dana 44™ /216 - Rev. Rotation	5.38	D44-538F
10001711	Dana 44™ /216 - Thick Gear	4.11	D44-411T
10001279	Dana 44™ /216 - Thick Gear	4.56	D44-456T
10001282	Dana 44™ /216 - Thick Gear	4.88	D44-488T
10001291	Dana 44™ /216 - Thick Gear	5.13	D44-513T
10010200	Dana 44™ /216 JK Rubicon Front	4.56	D44RS-456RUB
10010203	Dana 44™ /216 JK Rubicon Front	4.88	D44RS-488RUB
10010206	Dana 44™ /216 JK Rubicon Front	5.13	D44RS-513RUB
10010209	Dana 44™ /216 JK Rubicon Front	5.38	D44RS-538RUB
2020746	Dana Super 44™ /226 JK	4.56	D44-JK-456RUB
2020749	Dana Super 44™ /226 JK	4.88	D44-JK-488RUB
2020752	Dana Super 44™ /226 JK	5.13	D44-JK-513RUB
10012316	Dana Super 44™ /226 JK	5.38	D44-JK-538RUB
10001304	Dana 50™ /229	3.54	D50-354
10001307	Dana 50™ /229	3.73	D50-373
10001310	Dana 50™ /229	4.10	D50-410
2020927	Dana 50™ /229	4.30	D50-430
2020930	Dana 50™ /229	4.56	D50-456
2020933	Dana 50™ /229	4.89	D50-489
2020924	Dana 50™ /229	5.13	D50-513
2020936	Dana 50™ /229	5.38	D50-538
2020874	Dana 60™ /248	3.54	D60-354
2021412	Dana 60™ /248	3.73	D60-373
2020880	Dana 60™ /248	4.10	D60-410
2020603	Dana 60™ /248	4.56	D60-456
10001720	Dana 60™ /248	4.88	D60-488
2020606	Dana 60™ /248	5.13	D60-513
2020877	Dana 60™ /248	5.38	D60-538
10001723	Dana 60™ /248	5.86	D60-586
10001726	Dana 60™ /248	6.17	D60-617
10001729	Dana 60™ /248	7.17	D60-717
10001732	Dana 60™ /248 - Rev. Rotation	3.54	D60-354F
10004584	Dana 60™ /248 - Rev. Rotation (Thick Gear)	4.30	D60-538XF
10004587	Dana 60™ /248 - Rev. Rotation (Thick Gear)	4.56	D60-538XF
2020921	Dana 60™ /248 - Rev. Rotation (Thick Gear)	4.88	D60-488XF
2020849	Dana 60™ /248 - Rev. Rotation (Thick Gear)	5.13	D60-513XF
2020852	Dana 60™ /248 - Rev. Rotation (Thick Gear)	5.38	D60-538XF
10004590	Dana 60™ /248 - Rev. Rotation (Thick Gear)	5.38	D60-538XF
2021406	Dana 70™ /267	3.54	D70-354
2020888	Dana 70™ /267	3.73	D70-373

Replaced by Genuine Spicer # 72159-5X



SVL® RING AND PINION COVERAGE

XGI

SVL #	Dana Axle Model	Ratio	Interchange
2021409	Dana 70™ /267	4.10	D70-410
Replaced by Genuine Spicer # 72154-5X			
2020600	Dana 70™ /267	4.56	D70-456
2020918	Dana 70™ /267	4.88	D70-488
2020885	Dana 70™ /267	5.13	D70-513
Replaced by Genuine Spicer # 72150-5X			
2020461	Dana 70™ /267	5.86	D70-586
10001460	Dana 70™ /267	6.17	D70-617
10001463	Dana 70™ /267	7.17	D70-717
10001477	Dana 80™ /286	3.31	D80-331
10001481	Dana 80™ /286	3.54	D80-354
2020951	Dana 80™ /286	3.73	D80-373
Replaced by Genuine Spicer # 708120-5			
2020942	Dana 80™ /286	4.10	D80-410
Replaced by Genuine Spicer # 73200-5X			
2020945	Dana 80™ /286	4.30	D80-430
Replaced by Genuine Spicer # 708120-7			
	Dana 80™ /286	4.63	D80-463
Replaced by Genuine Spicer # 80730-5			
2020948	Dana 80™ /286	4.88	D80-488
Replaced by Genuine Spicer # 84002-5			
2020939	Dana 80™ /286	5.13	D80-513
Replaced by Genuine Spicer # 73168-5X			
2020939	Dana 80™ /286	5.13	D80-513
10001474	Dana 80™ /286	5.38	D80-538
10001313	Dana 80™ /286 - Thick Gear	4.11	D80-411T
10001319	Ford 7.5"	2.73	F7.5-273
2020858	Ford 7.5"	3.08	F7.5-308
2020633	Ford 7.5"	3.73	F7.5-373
2020855	Ford 7.5"	4.10	F7.5-410
10001322	Ford 7.5"	4.56	F7.5-456
2020758	Ford 8.8" Rev. Rotation (IFS Front)	4.56	F8.8R-456R
2020761	Ford 8.8" Rev. Rotation (IFS Front)	4.88	F8.8R-488R
10004668	Ford 8.8" Rev. Rotation (IFS Front)	5.13	F8.8R-513R
2020743	Ford 8.8" Std. Rotation	3.08	F8.8-308
2020630	Ford 8.8" Std. Rotation	3.27	F8.8-327
2020740	Ford 8.8" Std. Rotation	3.31	F8.8-331
10004659	Ford 8.8" Std. Rotation	3.55	F8.8-355
10004662	Ford 8.8" Std. Rotation	3.73	F8.8-373
2020737	Ford 8.8" Std. Rotation	4.10	F8.8-410
2020499	Ford 8.8" Std. Rotation	4.56	F8.8-456
2020502	Ford 8.8" Std. Rotation	4.88	F8.8-488
10004665	Ford 8.8" Std. Rotation	5.13	F8.8-513
2020627	Ford 9"	3.00	F9-300
2020734	Ford 9"	3.25	F9-325

SVL #	Dana Axle Model	Ratio	Interchange
2020496	Ford 9"	3.50	F9-350
2020624	Ford 9"	3.70	F9-370
2020621	Ford 9"	3.89	F9-389
2020618	Ford 9"	4.11	F9-411
2020615	Ford 9"	4.56	F9-456
10004630	Ford 9"	5.13	F9-513
10010540	Ford 9"	5.14	F9-514
10004633	Ford 9"	5.43	F9-543
10004636	Ford 9"	5.83	F9-583
10004648	Ford 9"	6.00	F9-600
10004653	Ford 9"	6.20	F9-620
10004656	Ford 9"	6.50	F9-650
2020861	Ford 9.75"	3.55	F9.75-355
2020864	Ford 9.75"	3.73	F9.75-373
2020867	Ford 9.75"	4.10	F9.75-410
2020636	Ford 9.75"	4.56	F9.75-456
2020802	Ford 9.75"	4.88	F9.75-4.89
10004671	Ford 9.75"	5.13	F9.75-513
2020523	Ford 10.25" Late Model	3.73	F10.25-373L
2020755	Ford 10.25" Late Model	4.10	F10.25-410L
2023710	Ford 10.25" Late Model	4.30	F10.25-430L
2020490	Ford 10.25" Late Model	4.56	F10.25-456L
2023713	Ford 10.25" Late Model	4.88	F10.25-488L
2020493	Ford 10.25" Late Model	5.13	F10.25-513L
2020434	Ford 10.25" Late Model	5.38	F10.25-538L
10004689	Ford 10.5" (31 Spline) 2010 & Down	3.73	F10.5-373-31
10004593	GM 7.5"	2.73	GM7.5-273
2019331	GM 7.5"	3.08	GM7.5-308
2020639	GM 7.5"	3.23	GM7.5-323
2020520	GM 7.5"	3.42	GM7.5-342
2020395	GM 7.5"	3.73	GM7.5-373
10012319	GM 7.5"	3.90	GM7.5-390
2020440	GM 7.5"	4.10	GM7.5-410
10004605	GM 7.5"	4.30	GM7.5-430
2020437	GM 7.5"	4.56	GM7.5-456
10004596	GM 7.5" - Thick Gear	3.42	GM7.5-342T
10004599	GM 7.5" - Thick Gear	3.73	GM7.5-373T
10004602	GM 7.5" - Thick Gear	4.11	GM7.5-411T
10004624	GM 8.2"	3.08	GM8.2-308
10004627	GM 8.2"	3.36	GM8.2-336
10004620	GM 8.2"	3.55	GM8.2-355
10004611	GM 8.2" BOP	3.55	GMBOP-336
10004614	GM 8.2" BOP	3.73	GMBOP-337
10004617	GM 8.2" BOP	3.90	GMBOP-338
10004692	GM 8.25" - Reverse Rotation	3.73	GM8.25-373R



SVL #	Dana Axle Model	Ratio	Interchange
10005099	GM 8.25" - Reverse Rotation	4.11	GM8.25-411R
2020645	GM 8.5" 10 Bolt	2.73	GM10-273
2023698	GM 8.5" 10 Bolt	3.23	GM8.5-323
2020642	GM 8.5" 10 Bolt	3.42	GM10-342
2023695	GM 8.5" 10 Bolt	3.73	GM10-373
2020954	GM 8.5" 10 Bolt	3.90	GM10-390
2019328	GM 8.5" 10 Bolt	4.11	GM10-411
2023704	GM 8.5" 10 Bolt	4.88	GM10-488
2023707	GM 8.5" 10 Bolt	5.13	GM10-513
2023701	GM 8.5" 10 Bolt	5.38	GM8.5-5.38
10001328	GM 12 Bolt 8.875" (Car)	3.08	GM12P-308
10001331	GM 12 Bolt 8.875" (Car)	3.42	GM12P-342
10001411	GM 12 Bolt 8.875" (Car)	3.55	GM12P-355
10001414	GM 12 Bolt 8.875" (Car)	3.73	GM12P-373
2023893	GM 12 Bolt 8.875" (Car)	3.90	GM12P-390
2023896	GM 12 Bolt 8.875" (Car)	4.11	GM12P-411
2023902	GM 12 Bolt 8.875" (Car)	4.56	GM12P-456
2023905	GM 12 Bolt 8.875" (Car)	4.88	GM12P-488
2023908	GM 12 Bolt 8.875" (Car)	5.13	GM12P-513
2023899	GM 12 Bolt 8.875" (Car) - Thick Gear	4.11	GM12P-411T
2023890	GM 12 Bolt 8.875" (Car) - Thin Gear	3.73	GM12P-373
10001417	GM 12 Bolt 8.875" (Truck)	3.08	GM12T-308
10001420	GM 12 Bolt 8.875" (Truck)	3.42	GM12T-342
10001424	GM 12 Bolt 8.875" (Truck)	3.73	GM12T-373
10004677	GM 12 Bolt 8.875" (Truck)	4.11	GM12T-411
2023716	GM 12 Bolt 8.875" (Truck)	4.56	GM12T-456
10001431	GM 12 Bolt 8.875" (Truck) - Thick Gear	3.73	GM12T-373T
10004680	GM 12 Bolt 8.875" (Truck) - Thick Gear	4.11	GM12T-411T
10004683	GM 12 Bolt 8.875" (Truck) - Thick Gear	4.56	GM12T-456T
2023929	GM 14 Bolt 10.5"	3.21	GM14T-321
2023911	GM 14 Bolt 10.5"	3.42	GM14T-342
2023914	GM 14 Bolt 10.5"	3.73	GM14T-373
2023917	GM 14 Bolt 10.5"	4.11	GM14T-411
2023932	GM 14 Bolt 10.5"	4.56	GM14T-456
2023935	GM 14 Bolt 10.5" - Thick Gear	4.56	GM14T-456T
2023920	GM 14 Bolt 10.5" - Thick Gear	4.88	GM14T-488T
2023923	GM 14 Bolt 10.5" - Thick Gear	5.13	GM14T-513T
2023926	GM 14 Bolt 10.5" - Thick Gear	5.38	GM14T-538T
10004686	GM 11.5"	3.42	GM11.5-342
2023688	GM 11.5"	5.13	GM11.5-513
2020648	GM 11.5"	3.73	GM11.5-373
2020651	GM 11.5"	4.10	GM11.5-410
2020654	GM 11.5"	4.56	GM11.5-456
2020657	GM 11.5"	4.88	GM11.5-488
2023691	GM 11.5"	5.38	GM11.5-538

SVL #	Dana Axle Model	Ratio	Interchange
2021385	Land Cruiser	4.88	T488L
2021393	Toyota 7.5"	4.56	TAC456
2020915	Toyota 7.5"	4.88	TAC488IFS
2021396	Toyota 7.5"	5.29	TAC529
2021378	Toyota 7.5" Rev. Rotation IFS	4.56	TAC456IFS
2021369	Toyota 7.5" Rev. Rotation IFS	4.88	TAC488IFS
2021375	Toyota 7.5" Rev. Rotation IFS	5.29	TAC529IFS
2021388	Toyota 7.8"	3.90	T390
2019338	Toyota 7.8"	4.56	T456V6
2020526	Toyota 7.8"	4.88	T488V6
2020532	Toyota 7.8"	5.29	T529V6
2020529	Toyota 7.8"	4.11	T411V6
10001325	Toyota 8.0"	4.11	T411
2021381	Toyota 8.0"	4.55	T488
2020894	Toyota 8.0"	4.56	T456
2020891	Toyota 8.0"	5.29	T529
2021372	Toyota 8.0"	5.71	T571

