


Genuine Service Parts  
for Commercial Vehicles

**SPICER®**



Spicer® Service Catalog

# Table of Contents

## **1 Industry Leadership**

## **2 Spicer® Compact™ Series Features**

## **3 Connection Variants**

## **5 Data Sheets for Driveshafts**

5 Standard Variant 0.02

6 Standard Variant 0.04

7 Standard Variant 8.06

8 Standard Variant 9.01

9 Standard Variant 9.03

10 Standard Variant 0.08

11 Standard Variant 0.06

## **12 Driveshaft Components Compact 2015-2065**

12 Compact 2015

13 Compact 2020

14 Compact 2025

15 Compact 2030

17 Compact 2035

19 Compact 2040

22 Compact 2045/47

25 Compact 2055

27 Compact 2060

## **29 Wing Series 80M20-2C - 108M40-4C**

**30 Wing Series 115M50-5C**

**31 Wing Series 140M60-6C**

**32 Wing Series 148M70-7C**

**33 Wing Series 206M80-8C**

**34 Wing Series 165M85-8,5C**

**35 Wing Series 209M90-9C**

**36 Wing Series 213M100-10C - 222M110-11C**

**37 Wing Series 246M210-11,5C - 280M220-12,5C**

**38 Wing Series 339M140-14C - 260M150-15C**

**40 Dana in the Aftermarket**

**42 About Dana**

**Industry Leadership** For more than a century, we have developed the Spicer® brand and product portfolio to be the global benchmark in performance, quality, and reliability, meeting our customers' needs in a wide range of applications – from passenger cars to freight-hauling highway trucks to agriculture and construction machines.

We are a world leader in the supply of axles, driveshafts, off-highway transmissions, sealing and thermal-management products, and genuine service parts. Global resources and many of the best engineering minds in the industry allow us to continue improving the performance of established product lines, while relentlessly designing and developing new systems.

**Driveshaft engineering experts** Dana's Spicer® GWB™ driveshafts are recognized for quality performance. Based on a long-standing commitment to customer satisfaction, our portfolio include a wide range of products for multiple applications, covering a torque range from 2.400 to 15.000.000 Nm.

# Spicer® Compact™ Series Features

## Driveshaft in detail

### Joints

- Optimised stress distribution
- System-matched rigidity

### Unit pack - maintenance-free

- Structural dynamic characteristics and dimensions same as regreaseable type
- Matched sealing system using special grease
- Improved cross geometry
- Customised design available

### Sliding joint

- Refined involute profile guarantees optimised performance
- Functional separation of torque transmission and centering features
- Plastic-coated muff

## Spicer® Compact™ Series Driveshafts

Reduced swing diameter joints offer higher torque density together with smaller packaging benefits without compromising Spicer's proven strength and durability.

The Spicer® Compact™ Series is available in a range of configurations and offers multiple benefits including improved fuel economy, higher torque capacity, and extended durability.

## Spicer® Compact™ Series Features

### Functional Torque Limit

Functional Torque Limit means the torque to which the driveshaft can be loaded without yielding or creating plastic deformation of any of the parts that adversely affect the driveshaft kinematics or durability.


Using optimised engineering, the Spicer® Compact™ Series driveshaft was designed to meet the requirements of commercial-vehicle manufacturers including.

## Centre bearing with elastic centre cushion assembly

### Standard model

The bearing unit in the so-called reverse-slip construction consists of the following component parts:

- Stub shaft with bearing seat and companion flange.
- Groove ball bearings feature dual sealing and service-free grease to keep out dirt and moisture.
- Laterally arranged flingers, which prevent splash water from impinging directly on the bearing.
- Rubber centre cushion for:
  - Damping and isolation
  - Cushioning axial movements
  - Cushioning angular movements and positions
- Centre bearing bracket for mounting the rubber cushion and for fastening to the vehicle frame.



# Connection Variants


Attaching driveshafts to various transmissions and axle assemblies calls for different types of connections. The following types (ISO standard) are available:

## Positive engagement:

- X-serration (XS) – corresponding to ISO 8667 for gearbox flanges and ISO 12667 for driveshaft flanges
- Friction type – DIN and SAE connection on request
  - DIN, corresponding to ISO 7646
  - SAE, corresponding to ISO 7647

The XS flange is the preferred flange because of its technical and economical advantages, including:

- International standardisation
- Fewer variants
- Form fitting
- Clearly defined mounting position
- Less time required for assembly
- Simplified bolting



# Connection Variants



Driveshaft with length compensation  
Variant 0.02



Driveshaft without length compensation  
with midship bearing (fixed and mid)  
Variant 0.04



Shaft assembly with length compensation  
in midship bearing position (MIS)  
Variant 8.06



Short coupled driveshaft with length  
compensation variant with sleeve muff  
Variant 9.01



Short coupled driveshaft with length  
compensation variant with sleeve yoke  
Variant 9.03



Driveshaft with length compensation and  
centred double joints on both sides.  
Variant 0.06



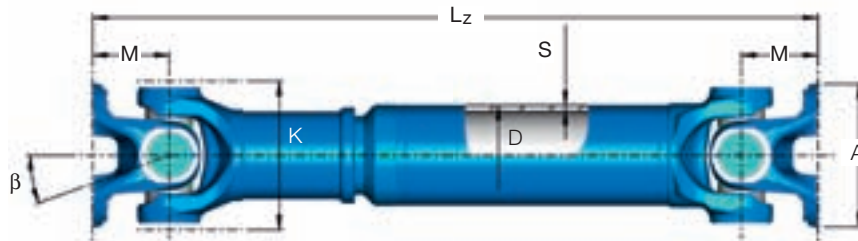
Driveshaft with length compensation and  
centred double joint on one side  
Variant 0.08

# Data Sheet Standard Variant 0.02

## Driveshaft

with length compensation

### Design



Compact			2030	2035	2040	2045	2047	2055	2060	2065
Functional limit torque	T <sub>CS</sub>	kNm	6,5	10,0	14,0	17,0	19,0	25,0	30,0	35,0
Connection		-	KV 120	KV 150	KV 150	KV 180	KV 180	KV 180	KV 180	KV 180
Optional			KV 150	KV 120	KV 180	KV 150	KV 150			
Flange-ø	A	mm	120	155	155	180	180	180	180	180
Max. Joint angle	β	°	25	25   35	25   44	25   44	25   44	25   44	30	25
Max. Rotation-ø	K	mm	127	144	160	174	174	178	196	206
Standout	M	mm	63,5	75   88	82   102	87   108	87	92   108	100	105
Compressed length	L <sub>z min.</sub>	mm	475	542   667	546   693	579   729	579	616   735	635	676
Sliding movement	L <sub>a</sub>	mm	110	110   180	110   180	110   180	110	110   180	110	110
Tube	DxS	mm	90x3	100x3   85x5	120x3   100x4,5	120x4   110x5	120x5	120x6	130x6	142x6
Weight of 1m-shaft	G <sub>w</sub>	kg	17,6	23,3   27,0	30,8   33,5	37,9   42,8	39,2	47,6   49,1	55,0	70,6
Weight of 1m-tube	G <sub>R</sub>	kg	6,4	7,2   9,9	8,7   10,6	11,4   12,9	14,2	16,9	18,4	20,1

#### Recommended connection

Companion flanges

- XS : Cross serration according to ISO 8667

Driveshaft flange yokes

- XS : Cross serration according to ISO 12667

#### Please note:

All values given are nominal. Exact information should only be obtained from drawing.

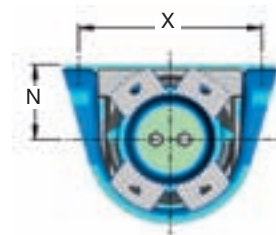
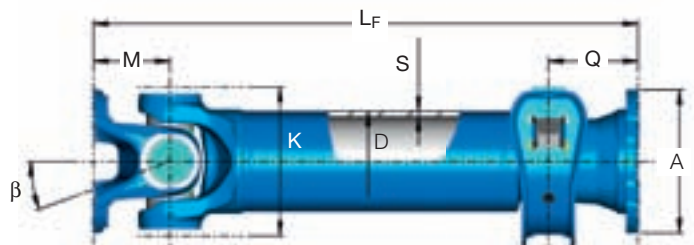
All applications must be approved by Dana. Specifications and/or design are subject to change without notice or obligation.

# Data Sheet Standard Variant 0.04

## Driveshaft

without length compensation with midship bearing

### Design



Compact			2030	2035	2040	2045	2047	2055	2060	2065
Functional limit torque	T <sub>cs</sub>	kNm	6,5	10,0	14,0	17,0	19,0	25,0	30,0	35,0
Connection		-	KV 120	KV 150	KV 150	KV 180	KV 180	KV180	KV 180	KV 180
Optional			KV 150	KV 120	KV 180	KV 150	KV 150			
Flange-ø	A	mm	120	155	155	180	180	180	180	180
Max. Joint angle	β	°	25	25	25	25	25	25	25	25
Max. Rotation-ø	K	mm	129	144	160	174	174	178	196	206
Standout	M	mm	63,5	75	82	87	87	92	100	105
Compressed length	L <sub>F min.</sub>	mm	325	324	350	363	363	399	412	425
Tube	DxS	mm	90x3	100x3	120x3	120x4	120x5	120x6	130x6	142x6
Joint overhang	Q	mm	73	80	80	80	80	107	107	107
Hole distance	x	mm	220*	220*	220	220	220	220	220	220
Drop height	N	mm	90	90	90	90	90	90	90	90
Hole-ø	d	kg	15	15	15	15	15	15	15	15
Weight of 1m-shaft	G <sub>w</sub>	kg	18,8	22,6	25,6	30,2	32,0	37,7	42,8	53,0
Weight of 1m-tube	G <sub>R</sub>	kg	6,4	7,2	8,7	11,4	14,2	16,9	18,4	20,1

### Recommended connection

Companion flanges

- XS : Cross serration according to ISO 8667

Driveshaft flange yokes

- XS : Cross serration according to ISO 12667

### Please note:

All values given are nominal. Exact information should only be obtained from drawing.

\* Optional 193,5

All applications must be approved by Dana. Specifications and/or design are subject to change without notice or obligation.

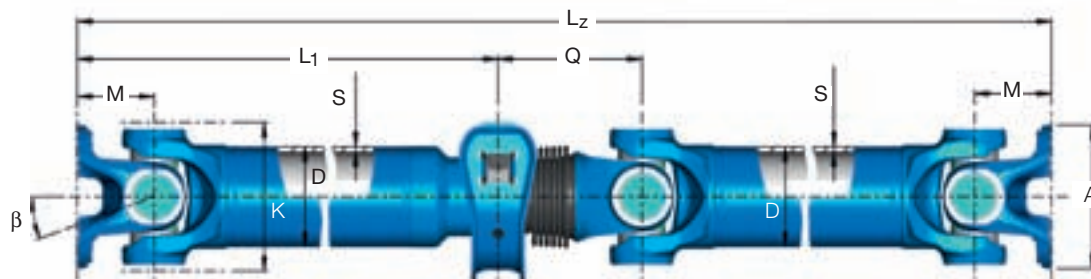


# Data Sheet Standard Variant 8.06

## Shaft Assembly

with length compensation in midship bearing area

### Design



Compact			2030	2035	2040	2045	2055
Functional limit torque	$T_{cs}$	kNm	6,5	10,0	14,0	17,0	25,0
Connection		-	KV 120	KV 150	KV 150	KV 180	KV 180
Flange- $\phi$	A		120	155	155	180	180
Max. Joint angle	$\beta$	mm	25	25	25	25	25
Max. Rotation- $\phi$	K	$^{\circ}$	127	144	160	174	178
Standout	M	mm	63,5	75	82	87	92
Compressed length	$L_z$ min.	mm	632	720	765	816	863
length 1	$L_1$ min.	mm	266,5	318	308	330	352
Sliding movement	$L_a$	mm	110	110	110	110	110
Tube	DxS	mm	90x3	100x3	120 x3	120x4	120x6
Joint overhang	Q min.	kg	142	146	156	164	174
Hole distance	X	kg	220*	220*	220	220	220
Drop height	N	mm	90	90	90	90	90
Hole- $\phi$	d	kg	15	15	15	15	15
Weight of 2m-shaft	$G_w$	kg	32,3	39,8	50,6	66,1	76,2
Weight of 1m-tube	$G_R$	kg	6,4	7,2	8,7	11,4	16,9

### Recommended connection

Companion flanges

- XS : Cross serration according to ISO 8667

Driveshaft flange yokes

- XS : Cross serration according to ISO 12667

### Please note:

All values given are nominal. Exact information should only be obtained from drawing.

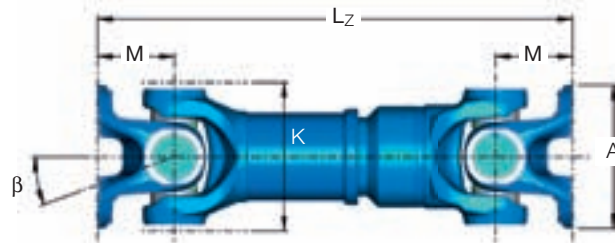
\* Optional 193,5

All applications must be approved by Dana. Specifications and/or design are subject to change without notice or obligation.

# Data Sheet Standard Variant 9.01

## Short Coupled Driveshaft Sleeve-Muff-Design

### Design



Compact			2030	2035	2040	2045	2055	2060	2065
Functional limit torque	$T_{CS}$	kNm	6,5	10,0	14,0	17,0	25,0	30,0	35,0
Connection		-	KV 120	KV 150	KV 150	KV 180	KV 180	KV180	KV 180
Optional			KV 150	KV 120	KV 180	KV 150			
Flange-ø	A	mm	120	120	155	180	180	180	180
Max. Joint angle	$\beta$	°	25	25	25	25	25	25	25
Max. Rotation-ø	K	mm	127	144	160	174	178	196	206
Standout	M	mm	63,5	75	82	87	92	100	105
Compressed length/ Sliding movement	$L_z \text{ max.}/L_a$	mm/mm	436/110	510/110	505/110	541/110	571/110	590/110	631/110
Compressed length/ Sliding movement	$L_z \text{ max.}/L_a$	mm/mm	371/45	470/70	465/70	501/70	541/70	550/70	591/70
Max. Weight	$G_W \text{ max.}$	kg	15,2	20,5	23,5	31,4	39,7	46,0	61,1
Min. Weight	$G_W \text{ min.}$	mm	13,5	19,3	21,7	29,4	36,8	43,6	57,9

#### Recommended connection

Companion flanges

- XS : Cross serration according to ISO 8667

Driveshaft flange yokes

- XS : Cross serration according to ISO 12667

#### Please note:

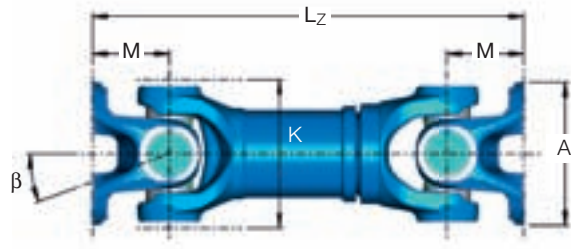
All values given are nominal. Exact information should only be obtained from drawing.

All applications must be approved by Dana. Specifications and/or design are subject to change without notice or obligation.

# Data Sheet Standard Variant 9.03

## Short Coupled Driveshaft Sleeve-Yoke-Design

### Design



Compact			2030	2035	2040	2045	2055	2065
Functional limit torque	$T_{CS}$	kNm	6,5	10,0	14,0	17,0	25,0	35,0
Connection		-	KV 120	KV 150	KV 150	KV 180	KV180	KV 180
Optional			KV 150	KV 120	KV 180	KV 150		
Flange-ø	A	mm	120	155	155	180	180	180
Max. Joint angle	$\beta$	°	25	25	25	25	25	25
Max. Rotation-ø	K	mm	127	144	160	174	178	206
Standout	M	mm	63,5	75	82	87	92	105
Compressed length/ Sliding movement	$L_z \text{ max.}/L_a$	mm/mm	380/95	444/110	466/110	491/110	517/110	574/110
Compressed length/ Sliding movement	$L_z \text{ max.}/L_a$	mm/mm	321/36	384/50	411/55	430/50	457/50	514/50
Max. Weight	$G_W \text{ max.}$	kg	13,9	19,2	23,1	30,2	38,2	54,7
Min. Weight	$G_W \text{ min.}$	kg	12,0	17,4	21,0	27,3	34,9	49,9

#### Recommended connection

Companion flanges

- XS : Cross serration according to ISO 8667

Driveshaft flange yokes

- XS : Cross serration according to ISO 12667

#### Please note:

All values given are nominal. Exact information should only be obtained from drawing.

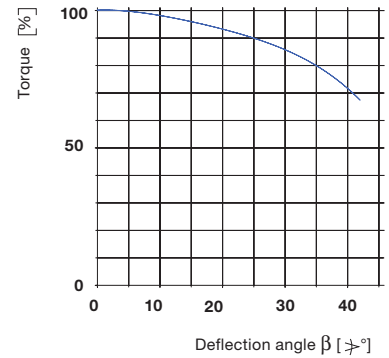
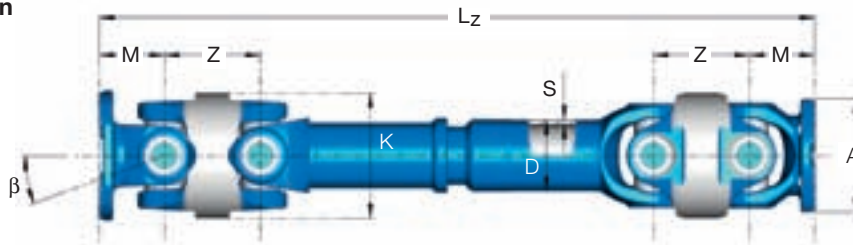
All applications must be approved by Dana. Specifications and/or design are subject to change without notice or obligation.

# Data Sheet Standard Variant 0.06

## Driveshaft

with length compensation and centred double joint on both sides

### Design



Transmission capacity dependent on deflection angle for a centred double joint

			687.30		587.20		587.35
Functional limit torque	$T_{cs}$	kNm	3,9	6,5	7,4	8,3	17,0
Connection		-	DIN 120	DIN 150	DIN 150	KV 150	DIN 180
Flange- $\phi$	A	mm	120	150	150	155	180
Max. Joint angle	$\beta$	°	42		20/42		20/42
Max. Rotation- $\phi$	K	mm	140		152		182
Standout	M	mm	72	70	75	78	90
Compressed length	$L_z$ min.	mm	829	825	797	803	1040
Sliding movement	$L_a$	mm	190		110		150
Standout	Z	mm	102		115		140
Tube	D x S	mm	90 x 3		85 x 5		100 x 6
Weight of 1m-shaft	$G_w$	kg	36,1 kg	37,0 kg	40,2	41,0	75
Weight of 1m-tube	$G_R$	kg	6,4		9,9		13,9

### Recommended connection

Companion flanges

- DIN: according to ISO 7646
- SAE: according to ISO 7647
- XS : Cross serration according to ISO 8667

Driveshaft flange yokes

- XS : Cross serration according to ISO 12667

### Please note:

All values given are nominal. Exact information should only be obtained from drawing.

### Attention:

Not all DIN/SAE-flange-connection can transmit the function-limit-torque of the corresponding driveshaft size by friction.

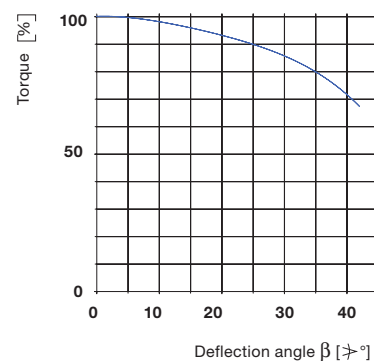
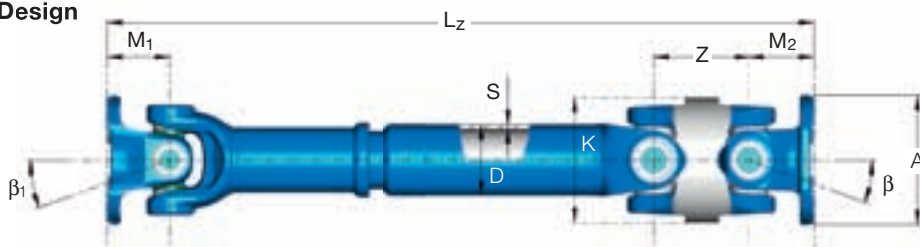
All applications must be approved by Dana. Specifications and/or design are subject to change without notice or obligation.

# Data Sheet Standard Variant 0.08

## Driveshaft

with length compensation and centered double joint on one side

### Design



Transmission capacity dependent on deflection angle for a centred double joint

Compact			687.30		687.35		687.45
Functional limit torque	$T_{cs}$	kNm	3,9	6,5	7,4	8,3	17,0
Connection		-	DIN 120	DIN 150	DIN 150	KV 150	DIN 180
Flange- $\phi$	A	mm	120	150	150	150	180
Max. Joint angle	$\beta$	°	42		42		42
Max. Joint angle	$\beta_1$	°	25		35	25	25
Max. Rotation- $\phi$	K	mm	140		150		180
Standout	$M_1$	mm	72	78	95	75	90
Standout	$M_2$	mm	72	70	75	78	95
Compressed length	$L_z$ min.	mm	600	604	766	749	725
Sliding movement	$L_a$	mm	110		190		110
Standout	Z	mm	102		115		140
Tube	DxS	mm	90x3		85x5		120x4
Weight of 1m-shaft	$G_W$	kg	24,4 kg	25,7 kg	35,0	36,0	55,2
Weight of 1m-tube	$G_R$	kg	6,4		9,9		11,4

### Recommended connection

Companion flanges

- DIN: according to ISO 7646
- SAE: according to ISO 7647
- XS : Cross serration according to ISO 8667

Driveshaft flange yokes

- XS : Cross serration according to ISO 12667

### Please note:

All values given are nominal. Exact information should only be obtained from drawing.

### Attention:

Not all DIN/SAE-flange-connection can transmit the function-limit-torque of the corresponding driveshaft size by friction.

All applications must be approved by Dana. Specifications and/or design are subject to change without notice or obligation.

# DRIVESHAFT COMPONENTS Compact 2015 - 2065

## Compact 2015

Description	U-Joint Type*	Slip mm	Length mm	Type of Flange	H Flange mm	Holes	Holes Dia mm	H C/B mm	Bracket Holes L mm	Tube Seat mm	Max Ang°	drawing part no. SGWB	part no. SIC
U-Joint 27x74,5 mm	Lube											7 687 15 06 00 000	3050A11020
U-Joint 27x74,5 mm	SF											7 687 15 06 00 160	3050527000
Flange Yoke with central hole 36 mm				DIN 90	50	4	8,25				35°	2 687 15 27 00 060	3000009553
Flange Yoke with central hole 38 mm				DIN 100	54	6	8,25				35°	2 687 15 27 00 010	3000008385
Flange Yoke Blank				DIN 100	54						35°	3 687 15 27 00 010	3000009555
Flange Yoke				DIN 100	48	6	8,25				25°	2 687 15 20 00 000	3000000670
Flange Yoke Blank				DIN 100	48						25°	3 687 15 20 00 000	3000009556
Flange Yoke				DIN 120	43	8	8,25				25°	2 687 15 23 00 060	3000030642
Flange Yoke				DIN 120	43	8	10,25				25°	2 687 15 23 00 000	3000000716
Flange Yoke Blank				DIN 120	43						25°	3 687 15 23 00 000	3000030643
Flange Yoke SAE 1100				SAE 87,3	43	4	8,25				25°	2 687 15 24 00 070	3000000723
Flange Yoke SAE 1300				SAE 96,8	43	4	10,25				25°	2 687 15 24 00 000	3000000599
Flange Yoke SAE 1400				SAE 115,9	43	4	12,25				25°	2 687 15 24 00 060	3515020
Tube Yoke			53							52x3,5	35°	2 687 15 47 00 000	3000008511
Tube Yoke			50							63,5x2,4	25°	2 687 15 40 00 000	5011685
Tube Yoke			50							76,2x1,64	25°	2 687 15 44 00 000	3000000696
Yoke Shaft Assembly w/o U-Joint	SF	60	181							52x3,5	35°	6 687 15 77 80 200 0167	3000008391
Yoke Shaft Assembly w/o U-Joint	SF	60	175							63,5x2,4	25°	6 687 15 70 80 200 0163	3000000783
Yoke Shaft Assembly w/o U-Joint	SF	90	205							63,5x2,4	25°	6 687 15 70 80 210 0193	3000009543
Yoke Shaft Assembly w/o U-Joint	SF	130	245							63,5x2,4	25°	6 687 15 70 80 212 0233	3000032162
Yoke Shaft Assembly with U-Joint hole 36 mm	Lube	60	231	DIN 90	50	4	8,25			52x3,5	35°	7 687 15 07 01 701 0167	3000009558
Yoke Shaft Assembly with U-Joint	Lube	60	223	DIN 100	48	6	8,25			63,5x2,4	25°	7 687 15 07 01 200 0163	3000000809
Yoke Shaft Assembly with U-Joint hole 38 mm	Lube	60	235	DIN 100	54	6	8,25			52x3,5	35°	7 687 15 07 01 700 0167	3000008392
Yoke Shaft Assembly with U-Joint	Lube	90	253	DIN 100	48	6	8,25			63,5x2,4	25°	7 687 15 07 01 201 0193	3000009544
Yoke Shaft Assembly with U-Joint SAE 1400	Lube	60	218	SAE 115,9	43	4	12,25			63,5x2,4	25°	7 687 15 07 01 204 0163	3000006644
Fixed Joint - hole 36 mm	Lube		103	DIN 90	50	4	8,25			52x3,5	35°	7 687 15 04 01 401	3000009557
Fixed Joint	Lube		98	DIN 100	48	6	8,25			63,5x2,4	25°	7 687 15 04 01 000	3000000808
Fixed Joint - hole 38 mm	Lube		107	DIN 100	54	6	8,25			52x3,5	35°	7 687 15 04 01 201	3000008390
Fixed Joint SAE 1400	Lube		98	SAE 115,9	43	4	12,25			63,5x2,4	25°	7 687 15 04 01 000	3000006643
Extra Short Coupling Male and Female w/o U-Joints and Cover Tube*	SF	60-20	184-144								25°	6 687 15 70 30 600 0146	3000540626
Yoke Shaft Assembly for Short Coupling w/o U-Joints and Cover Tube, with internal tube seat*	SF	90-42	202-142							63,5x2,4	25°	6 687 15 70 80 000 0193	3000540078
Cover Tube		90	114									6 687 15 09 00 000 0114	3000540132
Tube										52x3,5		3 000 00 01 01 570	3000008421
Tube										63,5x2,4		3 000 00 01 01 566	3000000672
Tube										76,2x2,4		3 000 00 01 01 263	3000000673
*also order Tube Cover													

**\*Legend:**

Lube= u-joint with nipple, relube  
 LT= u-joint with nipple, relube low temperature

SF= u-joint w/o nipple, prelube service free

HT= u-joint with nipple, relube high temperature

# DRIVESHAFT COMPONENTS Compact 2015 - 2065

## Compact 2020

Description	U-Joint Type*	Slip mm	Length mm	Type of Flange	H Flange mm	Holes	Holes Dia mm	H C/B mm	Bracket Holes L mm	Tube Seat mm	Max Ang°		
U-Joint 30,2x82 mm	Lube											7 687 20 06 00 000	3050A12000
U-Joint 30,2x82 mm	SF											7 687 20 06 00 160	3050528000
Flange Yoke				DIN 100	54	6	8,25				25°	2 687 20 20 00 070	300000694
Flange Yoke Blank				DIN 120	54						25°	3 687 20 20 00 000	3000009562
Flange Yoke				DIN 120	54	8	8,25				25°	2 687 20 20 00 060	3000008070
Flange Yoke				DIN 120	54	8	10,25				25°	2 687 20 20 00 000	300000681
Flange Yoke				DIN 120	62	8	10,25				25°	2 687 20 20 00 050	3000031731
Flange Yoke				DIN 120	62	6	10,25				25°	2 687 20 20 99 000	3000031280
Flange Yoke centering sublime				DIN 120	54	6	10,25				25°	2 687 20 24 00 060	3000032431
Flange Yoke				XS 120	54	4	11,00				25°	2 687 20 20 00 500	3000004123
Flange Yoke SAE 1400				SAE 115,9	48	4	12,25				25°	2 687 20 24 00 000	3000000564
Tube Yoke			53							76,2x2,4	25°	2 687 20 40 00 000	5011686
Yoke Shaft Assembly w/o U-Joint	SF	70	193							76,2x2,4	25°	6 687 20 70 80 200 0183	3000000807
Yoke Shaft Assembly w/o U-Joint	SF	100	233							76,2x2,4	25°	6 687 20 70 80 210 0213	3000001399
Yoke Shaft Assembly w/o U-Joint	SF	140	273							76,2x2,4	25°	6 687 20 70 80 220 0253	3000009469
Yoke Shaft Assembly w/o U-Joint (Iveco Daily)	SF	90	230							76,2x2,4	20°	6 687 20 71 80 099 0240	3000034111
Yoke Shaft Assembly with U-Joint	Lube	70	247	DIN 120	54	8	10,25			76,2x2,4	25°	7 687 20 07 01 200 0183	3000000981
Yoke Shaft Assembly with U-Joint	Lube	100	277	DIN 120	54	8	10,25			76,2x2,4	25°	7 687 20 07 01 210 0213	3000009561
Fixed Joint	Lube		107	DIN 120	54	8	10,25			76,2x2,4	25°	7 687 20 04 01 000	3000000982
Fixed Joint	Lube		107	XS 120	54	4	11,00			76,2x2,4	25°	7 687 20 04 01 050	3000004128
Fixed Joint SAE 1400	Lube		101	SAE 115,9	48	4	12,25			76,2x2,4	25°	7 687 20 04 01 001	3000000965
Extra Short Coupling Male and Female w/o U-Joints and Cover Tube*	SF	70-27	209-166								25°	6 687 20 70 30 600 0168	3000540656
Slip Joint for Short Coupling w/o U-Joints and Cover Tube, internal tube seat*	SF	100-33	220-153							76,2x2,4	25°	6 687 20 70 80 000 0213	3000540147
Cover Tube		100	125									6 687 20 09 00 000 0125	3000540609
Tube										76,2x2,4		3 000 00 01 01 263	3000000673
*also order Tube Cover													

\*Legend: Lube= u-joint with nipple, relube

SF= u-joint w/o nipple, prelube service free

All applications must be approved by DANA. Specifications and/or design are subject to change without notice or obligation.

# DRIVESHAFT COMPONENTS Compact 2015 - 2065

## Compact 2025

Description	U-Joint Type*	Slip mm	Length mm	Type of Flange	H Flange mm	Holes	Holes Dia mm	H C/B mm	Bracket Holes L mm	Tube Seat mm	Max Ang°		
U-Joint 34,9x92 mm	Lube											7 687 25 06 00 000	3050491000
U-Joint 34,9x92 mm	SF											7 687 25 06 00 160	3050446000
Flange Yoke				DIN 120	70	8	10,25				35°	2 687 25 27 00 000	300008232
Flange Yoke Blank				DIN 120	70						35°	3 687 25 27 00 000	300009567
Flange Yoke				DIN 150	60	8	12,25				25°	2 687 25 23 00 000	300003320
Flange Yoke Blank				DIN 150	60						25°	3 687 25 23 00 000	300009568
Flange Yoke				XS 120	60	4	11,00				25°	2 687 25 20 00 510	3000004904
Flange Yoke SAE 1510				SAE 146	60	4	12,95				25°	2 687 25 24 00 060	3000003231
Flange Yoke SAE 1500				SAE 151	60	4	14,25				25°	2 687 25 24 00 000	3000003319
Tube Yoke			56							89x2,4	35°	2 687 25 47 00 000	3000009427
Yoke Shaft Assembly w/o U-Joint	SF	100	232							89x2,4	25°	6 687 25 70 80 200 0222	3000000777
Yoke Shaft Assembly w/o U-Joint	SF	145	281							89x2,4	35°	6 687 25 77 80 200 0272	3000009496
Yoke Shaft Assembly w/o U-Joint	Lube	100	302	DIN 120	70	8	10,25			89x2,4	25°	7 687 25 07 01 200 0222	3000008621
Yoke Shaft Assembly w/o U-Joint	Lube	145	351	DIN 120	70	8	10,25			89x2,4	35°	7 687 25 07 01 700 0272	3000009495
Yoke Shaft Assembly w/o U-Joint	Lube	100	292	DIN 150	60	8	12,25			89x2,4	25°	7 687 25 07 01 210 0222	3000006743
Yoke Shaft Assembly w/o U-Joint	Lube	145	341	DIN 150	60	8	12,25			89x2,4	25°	7 687 25 07 01 211 0272	3000009566
Yoke Shaft Assembly w/o U-Joint	Lube	100	292	XS 120	60	4	11,00			89x2,4	25°	7 687 25 07 01 251 0222	3000004906
Fixed Joint	Lube		126	DIN 120	70	8	10,25			89x2,4	35°	7 687 25 04 01 200	3000009494
Fixed Joint	Lube		116	DIN 150	60	8	12,25			89x2,4	25°	7 687 25 04 01 010	3000006742
Fixed Joint	Lube		116	XS 120	60	4	11,00			89x2,4	25°	7 687 25 04 01 051	3000004905
Extra Short Coupling Male and Female w/o U-Joints and Cover Tube*	SF	70-40	215-185								25°	6 687 25 70 30 600 0170	3000540740
Yoke Shaft Assembly for Short Coupling w/o U-Joints and Cover Tube, internal tube seat*	SF	100-27	229-156							89x2,4	25°	6 687 25 70 80 000 0222	3000540154
Cover Tube		100	125									6 687 25 09 00 000 0125	3000540739
Midship Assy with C/Bearing dia 40x18 mm			110,9	XS 120	70,5	4	11,00	62,0	168,2	89x2,4		7 113 40 09 00 510	490001371
Centre Bearing Assy dia 40x18 mm from above							13x14,5	62,8	168,3			6 613 40 01 00 000	3000000740
Midship for MIS Shaft w/o C/Bearing dia 55x18 mm (Iveco EUROARGO)	SF	100	253							89x2,4	20°	6 687 25 71 80 099 0248	3000031925
Centre Bearing Assy dia 55x18 mm for MIS Shaft (Iveco EUROARGO)							13x14,5	62,8	168,3			6 613 55 01 99 000	3000008175
Tube										89x2,4		3 000 00 01 01 464	
*also order Tube Cover													

\*Legend: Lube= u-joint with nipple, relube

SF= u-joint w/o nipple, prelube service free

All applications must be approved by DANA. Specifications and/or design are subject to change without notice or obligation.



# DRIVESHAFT COMPONENTS Compact 2015 - 2065

## Compact 2030

Description	U-Joint Type*	Slip mm	Length mm	Type of Flange	H Flange mm	Holes	Holes Dia mm	H C/B mm	Bracket Holes L mm	Tube Seat mm	Max Ang°		
U-Joint 34,9x106,4 mm	Lube											7 687 30 06 00 140	3050494000
U-Joint 34,9x106,4 mm	SF											7 687 30 06 00 160	3050437000
Flange Yoke				DIN 120	72	8	10,25				35°	2 687 30 27 00 000	3000030651
Flange Yoke Blank				DIN 120	72						35°	3 687 30 27 00 000	3000009570
Flange Yoke				DIN 150	78	8	12,25				35°	2 687 30 28 00 000	3000007343
Flange Yoke Blank				DIN 150	78						35°	3 687 30 28 00 000	3000009571
Flange Yoke				XS 120	63,5	4	11,00				25°	2 687 30 20 00 570	3530021
Flange Yoke				XS 152	65	4	13,00				25°	2 687 30 20 00 560	3000006677
Flange Yoke SAE 1510				SAE 146	78	4	12,95				35°	2 687 30 24 00 100	3000008756
Flange Yoke SAE 1500				SAE 151	78	4	14,25				35°	2 687 30 24 00 060	3000007346
Flange Yoke SAE 1600				SAE 174,6	60	8	9,70				25°	2 687 30 24 00 150	3000006233
Tube Yoke			65							90x3	25°	2 687 30 40 00 040	3000006130
Tube Yoke			69							80x3,5	35°	2 687 30 47 00 000	3000007879
Yoke Shaft Assembly w/o U-Joint	SF	110	247							90x3	35°	6 687 30 70 80 113 0241	3000006221
Yoke Shaft Assembly w/o U-Joint with nipple on slip	Lube	155	298							80x3,5	35°	6 687 30 77 80 200 0294	3000007881
Yoke Shaft Assembly w/o U-Joint w/o nipple	SF	155	298							80x3,5	35°	6 687 30 77 80 203 0294	3000009671
Yoke Shaft Assembly with U-Joint	Lube	110	319	DIN 120	72	8	10,25			90x3	25°	7 687 30 07 01 217 0241	3000008052
Yoke Shaft Assembly with U-Joint and nipple on slip	Lube	155	370	DIN 120	72	8	10,25			80x3,5	35°	7 687 30 07 01 717 0294	3000008061
Yoke Shaft Assembly with U-Joint	Lube	110	325	DIN 150	78	8	12,25			90x3	25°	7 687 30 07 01 223 0241	3000008014
Yoke Shaft Assembly with U-Joint	Lube	110	310	XS 120	63,5	4	11,00			90x3	25°	7 687 30 07 01 253 0241	3000006222
Yoke Shaft Assembly with U-Joint	Lube	110	312	XS 152	65	4	13,00			90x3	25°	7 687 30 07 01 254 0241	3000033235
Yoke Shaft Assembly with U-Joint SAE 1600	Lube	110	307	SAE 174,6	60	8	9,70			90x3	25°	7 687 30 07 01 215 0241	3000006237
Fixed Joint	Lube		137	DIN 120	72	8	10,25			90x3	25°	7 687 30 04 01 022	3000008051
Fixed Joint	Lube		141	DIN 120	72	8	10,25			80x3,5	35°	7 687 30 04 01 217	3000008060
Fixed Joint	Lube		143	DIN 150	78	8	12,25			90x3	25°	7 687 30 04 01 023	3000008049
Fixed Joint	Lube		147	DIN 150	78	8	12,25			80x3,5	35°	7 687 30 04 01 218	3000007951
Fixed Joint	Lube		128,5	XS 120	63,5	4	11,00			90x3	25°	7 687 30 04 01 053	3000008484
Fixed Joint	Lube		130	XS 152	65	4	13,00			90x3	25°	7 687 30 04 01 051	3000006693

All applications must be approved by DANA. Specifications and/or design are subject to change without notice or obligation.

# DRIVESHAFT COMPONENTS Compact 2015 - 2065

## Compact 2030

Description	U-Joint Type*	Slip mm	Length mm	Type of Flange	H Flange mm	Holes	Holes Dia mm	H C/B mm	Bracket Holes L mm	Tube Seat mm	Max Ang°		
Extra Short Coupling Male and Female w/o U-Joints and Cover Tube*	SF	95-29	253-187								25°	6 687 30 70 30 600 0206	3000540661
Yoke Shaft Assembly for Short Coupling w/o U-Joints and Cover Tube, internal tube seat*	SF	110-45	244-179							90x3	25°	6 687 30 70 80 000 0241	3000540157
Cover Tube		110	135									6 687 30 09 00 110 0135	3000540610
Midship Assy with C/Bearing dia 45x19 mm (Volvo)			120	XS 120	73	4	11,00	69,0	193,5	90x3		7 613 45 09 00 0590	3000006601
Centre Bearing Assy dia 45x19 mm from above							13,0x14,5	69,0	193,5			6 213 45 01 00 0001	3000006600
Midship for MIS Shaft w/o C/Bearing dia 60x18 mm (Iveco Daily)		110	250							90x3	25°	7 613 60 08 00 040 0241	4530836
Centre Bearing Assy for MIS Shaft dia 60x18 mm for above							13,0x14,5	69,0	193,5			6 613 60 05 00 120	
Sleeve Muff		110	181							90x3		2 687 30 80 00 110 0181	3000006172
Double Joint	Lube		236	DIN 120	72	8	10,10			90x3	42°	9 687 30 05 00 05 000	
Double Joint	Lube		234	DIN 150	70	8	12,10			90x3	42°	9 687 30 05 00 00 160	
Cardboard Tube			300							90x3		5 000 00 08 20 080	
Tube										80x3,5		3 000 00 01 01 019	
Tube										90x3		3 000 00 01 01 022	
*also order Tube Cover													

\*Legend: Lube= u-joint with nipple, relube SF= u-joint w/o nipple, prelube service free

All applications must be approved by DANA. Specifications and/or design are subject to change without notice or obligation.

# DRIVESHAFT COMPONENTS Compact 2015 - 2065

## Compact 2035

Description	U-Joint Type*	Slip mm	Length mm	Type of Flange	H Flange mm	Holes	Holes Dia mm	H C/B mm	Bracket Holes L mm	Tube Seat mm	Max Ang°		
U-Joint 42x119,6 mm	Lube											7 687 35 06 00 010	
U-Joint 42x119,6 mm (4 nipples on Cups)	Lube											7 687 35 06 00 040	3A355808A6
U-Joint 42x119,6 mm	SF											7 687 35 06 00 160	3A355801C6
U-Joint 42x119,6 mm	HT											7 687 35 06 00 070	3A355807A6
U-Joint 42x119,6 mm	LT											7 687 35 06 00 050	
Flange Yoke				DIN 150	95	8	12,10				44°	2 687 35 27 00 060	3A352003D2
Flange Yoke Blank				DIN 150	95						44°	3 687 35 27 00 060	3A352003D3
Flange Yoke				DIN 165	90	8	16,10				35°	2 687 35 28 00 030	
Flange Yoke Blank				DIN 165	90						35°	3 687 35 28 00 030	
Flange Yoke				DIN 180	90	8	14,10				35°	2 687 35 28 00 100	3A352002D2
Flange Yoke Blank				DIN 180	90						35°	3 687 35 28 00 000	
Flange Yoke				XS 120	75	4	11,00				27°	2 687 35 20 00 500	
Flange Yoke				XS 155	88	4	13,00				37°	2 687 35 28 00 500	3A352001F2
Flange Yoke				XS 155	75	4	13,00				27°	2 687 35 23 00 500	3A352002C2
Flange Yoke (Iveco)				XS 152	75	4	13,00				27°	2 687 35 23 00 570	3A352004C2
Flange Yoke SAE 1600 pilot diameter male 168,22 mm				SAE 174,6	88	8	10,10				25°	2 687 35 24 00 030	3A352003B2
Flange Yoke SAE 1600 pilot diameter male 168,22 mm				SAE 174,6	88	8	9,60				25°	2 687 35 24 00 040	3A352004B2
Tube Yoke			82							85x5	35°	2 687 35 47 00 010	3A352105C2
Tube Yoke			72							100x3	25°	2 687 35 40 00 040	3A352102A2
Yoke Shaft Assembly w/o U-Joint	SF	110	275							100x3	25°	6 687 35 70 80 200 0248	3A353750A6
Yoke Shaft Assembly w/o U-Joint	Lube	190	364							85x5	35°	6 687 35 77 82 200 0335	3S353730A6
Sleeve Muff		110	200							100x3		2 687 35 80 00 000 0200	
Sleeve Muff		190	280							85x5		2 587 20 82 00 200 0280	
Yoke Shaft Assembly with U-Joint	Lube	110	370	DIN 150	95	8	12,10			100x3	25°	7 687 35 07 06 249 0248	3A353901A7
Yoke Shaft Assembly with U-Joint	Lube	190	459	DIN 150	95	8	12,10			85x5	35°	7 687 35 07 06 708 0335	3A353902E7
Yoke Shaft Assembly with U-Joint	Lube	110	365	DIN 180	90	8	14,10			100x3	25°	7 687 35 07 06 258 0248	3A353905A7
Yoke Shaft Assembly with U-Joint	Lube	190	454	DIN 180	90	8	14,10			85x5	35°	7 687 35 07 06 709 0335	
Yoke Shaft Assembly with U-Joint	Lube	110	350	XS 120	75	4	11,00			100x3	25°	7 687 35 07 06 262 0248	3A353910C7
Yoke Shaft Assembly with U-Joint	SF	110	350	XS 120	75	4	11,00			100x3	25°	7 687 35 07 06 257 0248	A353916C7
Yoke Shaft Assembly with U-Joint	Lube	110	350	XS 155	75	4	11,00			100x3	25°	7 687 35 07 06 253 0248	3A353904C7
Yoke Shaft Assembly with U-Joint	SF	110	350	XS 155	75	4	11,00			100x3	25°	7 687 35 07 06 264 0248	

All applications must be approved by DANA. Specifications and/or design are subject to change without notice or obligation.

# DRIVESHAFT COMPONENTS Compact 2015 - 2065

## Compact 2035

Description	U-Joint Type*	Slip mm	Length mm	Type of Flange	H Flange mm	Holes	Holes Dia mm	H C/B mm	Bracket Holes L mm	Tube Seat mm	Max Ang°		
Yoke Shaft Assembly with U-Joint SAE 1600	Lube	110	363	SAE 174,6	88	8	10,10			100x3	25°	7 687 35 07 06 243 0248	3A353902B7
Yoke Shaft Assembly with U-Joint SAE 1600	Lube	110	363	SAE 174,6	88	8	9,60			100x3	25°	7 687 35 07 06 244 0248	3A353901B7
Yoke Shaft Assembly with U-Joint SAE 1600	Lube	190	452	SAE 174,6	88	8	10,10			85x5	35°	7 687 35 07 06 703 0335	3A353902F7
Fixed Joint	Lube		167	DIN 150	95	8	12,10			100x3	25°	7 687 35 04 06 049	3A352901A7
Fixed Joint	Lube		177	DIN 150	95	8	12,10			85x5	35°	7 687 35 04 06 408	3A352902E7
Fixed Joint	Lube		162	DIN 180	90	8	14,10			100x3	25°	7 687 35 04 06 058	3A352905A7
Fixed Joint	Lube		172	DIN 180	90	8	14,10			85x5	35°	7 687 35 04 06 413	
Fixed Joint	Lube		147	XS 120	75	4	11,00			100x3	27°	7 687 35 04 06 060	3A352907C7
Fixed Joint	Lube		147	XS 155	75	4	13,00			100x3	27°	7 687 35 04 06 053	3A352904C7
Fixed Joint with U-Joint SAE 1600	Lube		160	SAE 174,6	88	8	10,10			100x3	25°	7 687 35 04 06 043	
Fixed Joint with U-Joint SAE 1600	Lube		160	SAE 174,6	88	8	9,60			85x5	25°	7 687 35 04 01 044	3A352901B7
Fixed Joint with U-Joint SAE 1600	Lube		170	SAE 174,6	88	8	10,10			85x5	35°	7 687 35 04 06 403	3A352901F7
Extra Short Coupling Male and Female w/o U-Joints and Cover Tube*	SF	110-45	294-229								25°	6 687 35 70 30 600 0230	3720000766
Yoke Shaft Assembly for short Coupling w/o U-Joints and Cover Tube, internal tube seat*	SF	110-45	288-223							100x3	25°	6 687 35 70 80 099 0248	3720000704
Cover Tube		110	132									6 687 35 09 00 010 0132	3A353411G6
Midship Assy with C/Bearing dia 45x19 mm			120	XS 122	73	4	11,00	69,0	193,5	100x3		7 613 45 09 00 510	3A351902C7
Centre Bearing Assy dia 45x19 mm from above							14,5x13,0	69,1	193,5			6 613 45 01 00 060	3A351701A8
Midship for MIS Shaft w/o C/Bearing dia 60x18 mm (Iveco Daily)		110	283							100x3	25°	6 687 35 71 80 030 0283	3720002389
Centre Bearing Assy for MIS Shaft dia 60x18 mm for above							13,0x14,5	69,0	193,5			6 613 60 05 00 070	
Double Joint	Lube		262	DIN 150	75	8	12,10			85x5	42°	9 587 20 05 00 340	
Double Joint	Lube		265	XS 150	78	4	13,00			85x5	42°	9 587 20 05 00 630	
Cardboard Tube			300							100x3		5 000 00 08 20 050	3720000212
Tube										85x5		3 000 00 01 01 175	
Tube										100x3		3 000 00 01 01 452	
*also order Tube Cover													

\*Legend:

Lube= u-joint with nipple, relube

SF= u-joint w/o nipple, prelube service free

All applications must be approved by DANA. Specifications and/or design are subject to change without notice or obligation.

# DRIVESHAFT COMPONENTS Compact 2015 - 2065

## Compact 2040

Description	U-Joint Type*	Slip mm	Length mm	Type of Flange	H Flange mm	Holes	Holes Dia mm	H C/B mm	Bracket Holes L mm	Tube Seat mm	Max Ang°		
U-Joint 47,6x135,2 mm	Lube											7 687 40 06 00 000	3A405801A6
U-Joint 47,6x135,2 mm	SF											7 687 40 06 00 160	3A405801C6
U-Joint 47,6x135,2 mm	HT											7 687 40 06 00 070	
U-Joint 47,6x135,2 mm (2 bearing cups with M10x1)	HT											7 687 40 06 00 030	
U-Joint 47,6x135,2 mm (4 bearing cups with M10x1)	HT											7 687 40 06 00 060	
U-Joint 47,6x135,2 mm	LT											7 687 40 06 00 050	
Flange Yoke				DIN 150	102	8	12,10				44°	2 687 40 27 00 150	3A402005D2
Flange Yoke Blank				DIN 150	102						44°	3 687 40 27 00 150	
Flange Yoke				DIN 180	102	8	12,10				44°	2 687 40 28 00 080	
Flange Yoke				DIN 180	102	8	14,10				44°	2 687 40 28 00 060	3A402008D2
Flange Yoke				DIN 180	102	10	16,10				44°	2 687 40 28 00 000	3A402007D2
Flange Yoke Blank				DIN 180	102						44°	3 687 40 28 00 000	3A402007D3
Flange Yoke				XS 152	82	4	13,00				27°	2 687 40 20 00 560	
Flange Yoke				XS 155	102	4	13,00				44°	2 687 40 27 00 510	3A402002F2
Flange Yoke				XS 180	82	4	15,00				27°	2 687 40 23 00 500	3A402002C2
Flange Yoke				XS 180	102	4	15,00				44°	2 687 40 27 00 520	3A402003F2
Flange Yoke SAE 1600 pilot diameter male 168,22 mm				SAE 174,6	100	8	10,10				44°	2 186 30 24 46 010	3R402003E2
Flange Yoke SAE 1700 4x3 holes, pilot diameter male 196,8 mm				SAE 203,1	70,5	12	9,70				25°	2 186 30 24 46 060	
Flange Yoke SAE 1700 4x3 holes, pilot diameter male 196,8 mm				SAE 203,2	70,5	12	10,10				25°	2 186 30 24 46 030	
Flange Yoke SAE 1700 4x3 holes, pilot diameter male 196,8 mm				SAE 203,2	70,5	12	11,10				25°	2 186 30 24 46 080	3720000560
Flange Yoke SAE 1700 4x3 holes, pilot diameter male 196,8 mm				SAE 203,2	100	12	10,10				44°	2 186 30 24 46 000	
Tube Yoke			87							120x3	27°	2 687 40 40 00 040	3A402102A2
Tube Yoke			100							100x4,5	44°	2 687 40 47 00 000	3A402101C2
Yoke Shaft Assembly w/o U-Joint	SF	110	250							120x3	25°	6 687 40 70 80 204 0261	3A403770A6
Yoke Shaft Assembly w/o U-Joint	LT Lube	110	250							120x3	25°	6 687 40 70 80 209 0261	
Yoke Shaft Assembly w/o U-Joint	SF	110	257							100x4,5	25°	6 687 40 70 80 200 0261	
Yoke Shaft Assembly w/o U-Joint	Lube	180	344							100x4,5	44°	6 687 40 77 80 204 0348	3A403730A6
Yoke Shaft Assembly w/o U-Joint	LT Lube	180	344							100x4,5	44°	6 687 40 77 80 226 0348	
Cover Tube		110	132									6 687 40 09 00 000 0132	3A403401G6
Cover Tube		180	202									6 687 40 09 00 030 0202	
Cover Tube with grease nipple		180	202									6 687 40 09 00 010 0202	

All applications must be approved by DANA. Specifications and/or design are subject to change without notice or obligation.

# DRIVESHAFT COMPONENTS Compact 2015 - 2065

## Compact 2040

Description	U-Joint Type*	Slip mm	Length mm	Type of Flange	H Flange mm	Holes	Holes Dia mm	H C/B mm	Bracket Holes L mm	Tube Seat mm	Max Ang°		
Sleeve Muff		110	170							120x3		2 687 40 80 00 010 0170	
Sleeve Muff		180	247							100x4,5		2 687 40 80 00 000 0247	
Yoke Shaft Assembly with U-Joint	Lube	110	352	DIN 150	102	8	12,10			120x3	25°	7 687 40 07 01 246 0261	
Yoke Shaft Assembly with U-Joint	Lube	180	446	DIN 150	102	8	12,10			100x4,5	44°	7 687 40 07 01 746 0348	
Yoke Shaft Assembly with U-Joint	Lube	110	352	DIN 180	102	8	14,10			120x3	25°	7 687 40 07 01 212 0261	
Yoke Shaft Assembly with U-Joint	Lube	110	332	XS 155	82	4	13,00			120x3	25°	7 687 40 07 01 251 0261	3A403903C7
Yoke Shaft Assembly with U-Joint	HT Lube	110	332	XS 155	82	4	13,00			120x3	25°	7 687 40 07 01 270 0261	
Yoke Shaft Assembly with U-Joint	SF	110	332	XS 155	82	4	13,00			120x3	25°	7 687 40 07 01 267 0261	
Yoke Shaft Assembly with U-Joint	Lube	180	446	XS 155	102	4	13,00			100x4,5	44°	7 687 40 07 01 750 0348	
Yoke Shaft Assembly with U-Joint	Lube	110	332	XS 180	82	4	15,00			120x3	25°	7 687 40 07 01 253 0261	3A403904C7
Fixed Joint with U-Joint Flange Yoke SAE 1700 4x3 holes, pilot diameter male 196,8 mm	Lube	110	320,5	SAE 203,2	70,5	12	10,10			120x3	25°	7 687 40 07 01 215 0261	
Fixed Joint	Lube		189	DIN 150	102	8	12,10			120x3	25°	7 687 40 04 01 046	3A402911A7
Fixed Joint	Lube		202	DIN 150	102	8	12,10			100x4,5	44°	7 687 40 04 01 446	
Fixed Joint	Lube		197	DIN 180	102	8	14,10			120x3	25°	7 687 40 04 01 012	
Fixed Joint	Lube		169	XS 155	82	4	13,00			120x3	25°	7 687 40 04 01 051	3A402903C7
Fixed Joint	HT Lube		169	XS 155	82	4	13,00			120x3	25°	7 687 40 04 01 070	
Fixed Joint	Lube		202	XS 155	102	4	13,00			100x4,5	44°	7 687 40 04 01 450	
Fixed Joint	Lube		169	XS 180	82	4	15,00			120x3	27°	7 687 40 04 01 053	3A402904C7
Fixed Joint with U-Joint Flange Yoke SAE 1700 4x3 holes, pilot diameter male 196,8 mm	Lube		200	SAE 203,2	93	12	10,10			100x4,5	44°	7 687 40 04 01 465	3A402903F7
Fixed Joint with U-Joint Flange Yoke SAE 1700 4x3 holes, pilot diameter male 196,8 mm	Lube		157,50	SAE 203,2	70,5	12	10,10			120x3	25°	7 687 40 04 01 015	3A402907B7
Extra Short Coupling Male and Female w/o U-Joints and Cover Tube*	SF	110-45	302-237								25°	6 687 40 70 30 600 0234	3720000800
Yoke Shaft Assembly for Short Coupling w/o U-Joints and Cover Tube, internal tube seat*	SF	110-70	254-214							120x3	25°	6 687 40 70 80 099 0234	3720000805
Yoke Shaft Assembly for Short Coupling w/o U-Joints and Cover Tube*	SF	180-140	336-296							100x4,5	44°	6 687 40 77 80 216 0341	

\*Legend: Lube= u-joint with nipple, relube

SF= u-joint w/o nipple, prelube service free

All applications must be approved by DANA. Specifications and/or design are subject to change without notice or obligation.

# DRIVESHAFT COMPONENTS Compact 2015 - 2065

## Compact 2040

Description	U-Joint Type*	Slip mm	Length mm	Type of Flange	H Flange mm	Holes	Holes Dia mm	H C/B mm	Bracket Holes L mm	Tube Seat mm	Max Ang°		
Midship Assy with C/ Bearing dia 55x18 mm (Iveco)			145	XS 155	95	4	13,00	71,80	200,0	120x3		7 613 55 09 00 730	3A401911C7
Centre Bearing Assy dia 55x18 mm from above	SF						30,0x15,0	71,80	200,0			6 613 55 01 00 690	3A501706A8
Midship Assy with C/ Bearing dia 55x18 mm (Iveco)	SF		130	XS 155	80	4	13,00	71,80	193,5	120x3		7 613 55 09 00 960	
Centre Bearing Assy dia 55x18 mm from above (Iveco)	SF						16,0x14,5	71,80	193,5			6 613 55 01 00 670	3A501701A8
Midship Assy with C/ Bearing dia 55x22 mm (MAN)			136	XS 155	80	4	13,00	90,00	220,0	120x3		7 113 55 09 00 536	
Centre Bearing Assy dia 55x22 mm from above (MAN)							15,0 round	90,00	220,0			6 613 55 01 00 930	
Midship Assy with C/ Bearing dia 65x23 mm (MAN)			134	XS 150	86,5	4	13,00	85,80	230,0	120x3		7 113 65 09 11 510	
Centre Bearing Assy dia 65x23 mm from above (MAN)							15,0x21,0 x17,0	85,80	230,0			6 113 65 01 11 020	
Midship Assy with C/ Bearing dia 55x22 mm (MAN)			136	XS 180	80	4	15,00	90,00	220,0	120x3		7 113 55 09 00 534	
Centre Bearing Assy dia 55x22 mm from above (MAN)							15,0 round	90,00	220,0			6 613 55 05 00 930	
Midship Assy with C/ Bearing dia 55x18 mm (DAF)			130	XS 180	80	4	15,00	71,50	193,5	120x3		7 613 55 09 00 740	3A401902C7
Centre Bearing Assy dia 55x18 mm from above (DAF)							16,0x14,5	71,50	193,5			6 613 55 01 00 670	3A501701A8
Midship Assy with C/Bearing elastic dia 55x18 mm (Iveco)			130	XS 180	80	4	15,00	71,80	200,0	120x3		7 613 55 09 00 720	3A401910C7
Centre Bearing Assy elastic dia 55x18 mm from above (Iveco)							30,0x15,0	71,80	200,0			6 613 55 01 00 690	3A501706A8
Midship Assy with C/ Bearing 75x26 mm MIS-Version (MAN)	SF	110	250				15,0x21,0 x17,0		220,0	120x3	25°	7 613 75 08 00 230 0261	
Centre Bearing Assy dia 75x26 mm from above (MAN)	SF						15,0x21,0 x17,0		220,0			6 613 75 01 00 080	
Midship Assy with C/Bearing 75x26 mm MIS-Version (Iveco for ex. Stralis, Trakker)	SF	110	250				15,0 round		220,0	120x3	25°	7 613 75 08 00 290 0261	
Midship Assy with C/Bearing 75x26 mm MIS-Version (Iveco for ex. Eurocargo)	SF	110	250				15,0 round		220,0	120x3	25°	7 613 75 08 00 090 0261	
Centre Bearing Assy dia 75x26 mm from above (Iveco for ex. Stralis, Trakker)	SF						15,0 round					6 613 75 01 00 090	
Boot from above MIS-Version (MAN and Iveco)												1 000 00 84 01 011	
Cardboard tube			300							100x4,5		5 000 00 08 20 074	
Cardboard tube			300							120x3		5 000 00 08 20 041	
Tube										100x4,5		3 000 00 01 01 417	
Tube										120x3		3 000 00 01 01 443	
* also order Tube Cover													

All applications must be approved by DANA. Specifications and/or design are subject to change without notice or obligation.

# DRIVESHAFT COMPONENTS Compact 2015 - 2065

## Compact 2045/47

Description	U-Joint Type*	Slip mm	Length mm	Type of Flange	H Flange mm	Holes	Holes Dia mm	H C/B mm	Bracket Holes L mm	Tube Seat mm	Max Ang°	drawing part no. SGWB	part no. SIC
U-Joint 52x147,2 mm	Lube											7 687 45 06 00 000	3A455801A6
U-Joint 52x147,2 mm	SF											7 687 45 06 00 160	3A455801C6
U-Joint 52x147,2 mm	HT											7 687 45 06 00 070	
U-Joint 52x147,2 mm	LT											7 687 45 06 00 250	
Flange Yoke				DIN 165	108	8	16,10				44°	2 687 45 27 00 060	
Flange Yoke				DIN 180	95	8	14,10				27°	2 687 45 20 00 060	3A452003A2
Flange Yoke				DIN 180	95	8	16,10				27°	2 687 45 20 00 070	3A452004A2
Flange Yoke				DIN 180	95	10	16,10				27°	2 687 45 20 00 000	3A452001A2
Flange Yoke Blank				DIN 180	95						27°	3 687 45 20 00 000	3A452001A3
Flange Yoke				DIN 225	90	8	16,10				25°	2 688 45 23 00 000	
Flange Yoke Iveco				XS 152	100	4	13,00				37°	2 687 45 27 27 510	
Flange Yoke				XS 155	100	4	13,00				37°	2 687 45 27 27 500	3A452002F2
Flange Yoke				XS 180	87	4	15,00				27°	2 687 45 20 00 500	3A452001C2
Flange Yoke				XS 180	108	4	15,00				44°	2 687 45 27 00 500	3A452001F2
Flange Yoke SAE 1800 4x3 holes, pilot diameter male 196,8 mm				SAE 203,2	86	12	9,70				25°	2 687 45 24 00 110	
Flange Yoke SAE 1800 4x3 holes, pilot diameter male 196,8 mm				SAE 203,2	86	12	10,10				25°	2 687 45 24 00 090	3A452006B2
Flange Yoke SAE 1800 4x3 holes, pilot diameter male 196,8 mm				SAE 203,2	86	12	11,10				25°	2 687 45 24 00 100	3A452007B2
Tube Yoke			95							120x4	27°	2 687 45 40 00 040	3A452102A2
Tube Yoke (2047)			95							120x5	27°	2 687 47 40 08 020	
Tube Yoke			108							110x5	44°	2 687 45 47 00 000	3A452101C2
Yoke Shaft Assembly w/o U-Joint	SF	180	360							110x5	35°	6 687 45 77 80 207 0361	3A453772A6
Yoke Shaft Assembly w/o U-Joint	Lube	180	360							110x5	44°	6 687 45 77 80 204 0361	3A453712A6
Yoke Shaft Assembly w/o U-Joint	SF	110	265							120x4	25°	6 687 45 70 80 203 0273	3A453750A6
Yoke Shaft Assembly w/o U-Joint	LT Lube	110	265							120x4	25°	6 687 45 70 80 208 0273	
Yoke Shaft Assembly w/o U-Joint (2047)	SF	110	265							120x5	25°	6 687 45 70 80 207 0273	
Cover Tube		110	132									6 687 45 09 00 000 0132	3A453401G6
Cover Tube		180	202									6 687 45 09 00 030 0202	
Cover Tube with grease nipple	Lube	180	202									6 687 45 09 00 010 0202	
Sleeve Muff		180	256							110x5		2 687 45 80 00 000 0256	
Sleeve Muff		110	179							120x4		2 687 45 80 00 010 0179	
Sleeve Muff		110	179							120x5		2 687 45 80 00 070 0179	
Yoke Shaft Assembly with U-Joint	Lube	110	360	DIN 180	95	8	14,10			120x4	25°	7 687 45 07 01 204 0273	
Yoke Shaft Assembly with U-Joint	Lube	110	360	DIN 180	95	10	16,10			120x4	25°	7 687 45 07 01 203 0273	
Yoke Shaft Assembly with U-Joint	Lube	110	352	XS 180	87	4	15,00			120x4	25°	7 687 45 07 01 251 0273	3A453901C7

All applications must be approved by DANA. Specifications and/or design are subject to change without notice or obligation.



# DRIVESHAFT COMPONENTS Compact 2015 - 2065

## Compact 2045/47

Description	U-Joint Type*	Slip mm	Length mm	Type of Flange	H Flange mm	Holes	Holes Dia mm	H C/B mm	Bracket Holes L mm	Tube Seat mm	Max Ang°	drawing part no. SGWB	part no. SIC
<b>Yoke Shaft Assembly with U-joint and Flange</b>													
<b>Yoke SAE 1800 4x3 holes, pilot diameter male 196,8 mm</b>	Lube	110	351	SAE 203,2	86	12	11,10			120x5	25°	7 687 47 07 01 202 0273	
<b>Fixed Joint</b>	Lube		190	DIN 180	95	8	14,10			120x4	25°	7 687 45 04 01 004	
<b>Fixed Joint</b>	Lube		190	DIN 180	95	10	16,10			120x4	25°	7 687 45 04 01 003	
<b>Fixed Joint</b>	Lube		182	XS 180	87	4	15,00			120x4	25°	7 687 45 04 01 051	3A452901C7
<b>Fixed Joint</b>	SF		182	XS 180	87	4	15,00			120x4	25°	7 687 45 04 01 061	
<b>Fixed Joint</b>	Lube		216	XS 180	108	4	15,00			110x5	44°	7 687 45 04 01 450	
<b>Fixed Joint with Flange</b>													
<b>Yoke SAE 1800 4x3 holes, pilot diameter male 196,8 mm</b>	Lube		181	SAE 203,2	86	12	11,10			120x5	25°	7 687 47 04 01 002	
<b>Extra Short Coupling Male and Female w/o U-Joints and Cover Tube*</b>	SF	110-50	317-257								25°	6 687 45 70 30 600 0240	3720000851
<b>Yoke Shaft Assembly for Short Coupling w/o U-Joints and Cover Tube, internal tube seat*</b>	SF	110-70	272-232							120x4	25°	6 687 45 70 80 099 0240	
<b>Yoke Shaft Assembly for Short Coupling w/o U-Joints and Cover Tube, internal tube seat*</b>	SF	180-140	360-326							110x5	44°	6 687 45 77 80 209 0361	3720000810
<b>Midship Assy with C/Bearing dia 55x22 mm (Iveco)</b>	SF		136	XS 155	80	4	13,00	90	220,0	120x4		7 113 55 09 00 535	
<b>Centre Bearing Assy dia 55x22 mm from above (Iveco)</b>	SF						15,0 round	90	220,0			6 613 55 01 00 930	
<b>Midship Assy with C/Bearing elastic dia 55x18 mm (Volvo)</b>	SF		130	XS 180	80	4	15,00	71,5	200,0	120x4		7 613 55 09 00 650	
<b>Centre Bearing Assy elastic dia 55x18 mm from above (Volvo)</b>	SF						30,0x15,0	71,8	200,0			6 613 55 01 00 690	3A501706A8
<b>Midship Assy with C/Bearing elastic dia 65x23 mm (MAN)</b>	SF		134	XS 180	86,5	4	15,00	85,8	230,0	120x4		7 113 65 09 11 530	
<b>Centre Bearing Assy dia 65x23 mm from above (MAN)</b>	SF						15,0x21,0 x17,0	85,8	230,0			6 113 65 01 11 020	

All applications must be approved by DANA. Specifications and/or design are subject to change without notice or obligation.

# DRIVESHAFT COMPONENTS Compact 2015 - 2065

## Compact 2045/47

Description	U-Joint Type*	Slip mm	Length mm	Type of Flange	H Flange mm	Holes	Holes Dia mm	H C/B mm	Bracket Holes L mm	Tube Seat mm	Max Ang°	drawing part no. SGWB	part no. SIC
Midship Assy with C/Bearing dia 55 with grease nipple	Lube			XS 180	80	4	15,00	69,1	200,0	120x4		7 613 55 09 00 800	3A451914C7
Midship Assy with C/Bearing dia 55x18 mm	Lube		150	XS 180	100	4	15,00	69,1	200,0	120x4		7 613 55 09 00 970	3A451909C7
Centre Bearing Assy dia 55x18 mm for above with grease nipple (DAF)	Lube						30,0x15,0	69,1	200,0			6 613 55 01 00 560	3A501711A8
Midship Assy with C/Bearing elastic dia 55x22 mm (Iveco)	SF		136	XS 180	80	4	15,00	90	220,0	120x4		7 113 55 09 00 533	
Centre Bearing Assy elastic dia 55x22 mm from above (Iveco)	SF						15,0 round	90	220,0			6 613 55 01 00 930	
Midship Assy with C/Bearing dia 55x18 mm (Iveco)	SF		130	XS 180	80	4	15,00	71,5	200,0	120x4		7 613 55 09 00 710	
Centre Bearing Assy dia 55x18 mm from above (Iveco)	SF						15,0 round	71,5	200,0			6 613 55 01 00 610	
Midship Assy with C/Bearing 75x26 mm MIS-Version (MAN)	SF	110	267				15,0x21,0 x17,0		220,0	120x4	25°	7 613 75 08 00 280 0273	
Centre Bearing Assy dia 75x26 mm from above (MAN)	SF						15,0x21,0 x17,0		220,0			6 613 75 01 00 060	
Midship Assy with C/Bearing 75x26 mm MIS-Version (Iveco for ex. Stralis, Trakker)	SF	110	267				15,0 round		220,0	120x4	25°	7 613 75 08 00 300 0325	
Central Bearing Assy dia 75x26 mm from above (Iveco for ex. Stralis, Trakker)	SF						15,0 round		220,0			6 613 75 01 00 090	
Midship Assy with C/Bearing 75x26 mm MIS-Version (Iveco for ex. Eurocargo)	SF	110	267				15,0 round		220,0	120x4	25°	7 613 75 08 00 100 0325	
Centre Bearing Assy dia 75x26 mm from above (for ex. Stralis, Trakker)	SF						15,0 round		220,0			6 613 75 01 00 090	
Boot from above MIS-Version (MAN and Iveco)												1 000 00 84 01 011	
Double Joint	Lube		320	DIN 180	90	8	16,10			120x4	42°	9 587 35 05 00 400	
Double Joint	Lube		320	DIN 180	90	10	16,10			120x4	42°	9 587 35 05 00 430	
Cardboard Tube			300							120x4		5 000 00 08 20 051	
Cardboard Tube			300							120x5		5 000 00 08 20 042	
Tube 110x5										110x5		3 000 00 01 01 425	
Tube 120x4										120x4		3 000 00 01 01 031	
Tube 120x5 (2047)										120x5		3 000 00 01 01 469	
* also order Tube Cover													

\*Legend: Lube= u-joint with nipple, relube

SF= u-joint w/o nipple, prelube

# DRIVESHAFT COMPONENTS Compact 2015 - 2065

## Compact 2055

Description	U-Joint Type*	Slip mm	Length mm	Type of Flange	H Flange mm	Holes	Holes Dia mm	H C/B mm	Bracket Holes L mm	Tube Seat mm	Max Ang°		
U-Joint 57x152 mm	Lube											7 687 55 06 00 000	3A555801A6
U-Joint 57x152 mm	SF											7 687 55 06 00 160	3A555801C6
U-Joint 57x152 mm	HT											7 687 55 06 00 070	
U-Joint 57x152 mm	LT											7 687 55 06 00 250	
Flange Yoke				DIN 180	115	8	14,10				35°	2 687 55 27 00 060	
Flange Yoke				DIN 180	115	8	16,10				35°	2 687 55 27 00 070	3A552003D2
Flange Yoke				DIN 180	115	10	16,00				35°	2 687 55 27 00 000	3A552001D2
Flange Yoke Blank				DIN 180	115						35°	3 687 55 27 00 000	3A552001D3
Flange Yoke				DIN 225	95	8	16,10				25°	2 688 55 23 72 070	3720000602
Flange Yoke				XS 180	92	4	15,00				27°	2 687 55 20 00 510	3A552002C2
Flange Yoke				XS 180	102	4	15,00				35°	2 687 55 27 00 500	3A552001F2
Flange Yoke SAE 1800 4x3 holes, pilot diameter male 196,8 mm				SAE 203,2	95	12	10,10				25°	2 587 42 24 00 060	3720000603
Flange Yoke SAE 1800 4x3 holes, pilot diameter male 196,8 mm				SAE 203,2	95	12	11,10				25°	2 587 42 24 00 070	3720000549
Tube Yoke			100							120x6	27°	2 687 55 40 00 000	3A552101A2
Tube Yoke			110							120x6	35°	2 687 55 47 00 000	3A552101C2
Yoke Shaft Assembly w/o U-Joint	SF	110	287							120x6	25°	6 687 55 70 80 200 0294	3A553710A6
Yoke Shaft Assembly w/o U-Joint	SF	110	296							120x6	35°	6 687 55 77 80 200 0303	3A553740A6
Yoke Shaft Assembly w/o U-Joint	LT Lube	110	287							120x6	25°	6 687 55 70 80 211 0294	
Yoke Shaft Assembly w/o U-Joint	SF	180	357							120x6	25°	6 687 55 70 80 207 0364	
Yoke Shaft Assembly w/o U-Joint	Lube	180	357							120x6	25°	6 687 55 70 80 208 0364	
Cover Tube		110	132									6 687 55 09 00 000 0132	3A553401G6
Cover Tube		180	202									6 687 55 09 00 030 0202	
Sleeve Muff		110	192							120x6		2 687 55 80 00 000 0192	
Sleeve Muff		150	232							120x6		2 687 55 80 00 000 0232	
Sleeve Muff		180	262							120x6		2 687 55 80 00 000 0262	
Yoke Shaft Assembly with U-Joint	Lube	110	402	DIN 180	115	10	16,10			120x6	27°	7 687 55 07 01 202 0294	3A553903A7
Yoke Shaft Assembly with U-Joint	Lube	110	379	XS 180	92	4	15,00			120x6	25°	7 687 55 07 01 251 0294	
Yoke Shaft Assembly with U-Joint	SF	110	379	XS 180	92	4	15,00			120x6	25°	7 687 55 07 01 260 0294	3A553907C7
Fixed Joint	Lube		215	DIN 180	115	10	16,10			120x6	27°	7 687 55 04 01 002	3A552904A7
Fixed Joint	Lube		192	XS 180	92	4	15,00			120x6	25°	7 687 55 04 01 050	3A552901C7
Fixed Joint	SF		192	XS 180	92	4	15,00			120x6	25°	7 687 55 04 01 060	3A552904C7
Extra Short Coupling Male and Female w/o U-Joints and Cover Tube*	SF	110-50	333-273								25°	6 687 55 70 30 600 0253	3720000721
Slip Joint for Short Coupling w/o U-Joints and Cover Tube, internal tube seat*	SF	110-70	287-257							120x6	25°	6 687 55 70 80 099 0253	3720000728

All applications must be approved by DANA. Specifications and/or design are subject to change without notice or obligation.

# DRIVESHAFT COMPONENTS Compact 2015 - 2065

## Compact 2055

Description	U-Joint Type*	Slip mm	Length mm	Type of Flange	H Flange mm	Holes	Holes Dia mm	H C/B mm	Bracket Holes L mm	Tube Seat mm	Max Ang°	drawing part no. SGWB	part no. SIC
Midship Assy with C/Bearing dia 70x20 mm hard rubber (DAF)			182	XS 180	107	4	15,00	85,8	220,0	120x6		7 613 70 09 00 560	3A551901C7
Central Bearing dia 70x20 mm for above hard rubber (DAF)							30,0x15,0	85,8	220,0			6 613 70 01 84 060	3S551701A8
Midship Assy with C/Bearing dia 70x20 mm			182	XS 180	107	4	15,00	85,8	220,0	120x6		7 613 70 09 00 590	3A551902C7
Centre Bearing Assy dia 70x20 mm from above							30,0x15,0	85,8	220,0			6 613 70 01 00 050	3A551703A8
Midship Assy with C/Bearing dia 70x20 mm			182	XS 180	107	4	15,00	85,8	220,0	120x6		7 613 70 09 00 520	3A551903C7
Centre Bearing Assy dia 70x20 mm from above shore 65							15,0 round	85,8	220,0			6 613 70 01 00 030	3A701701A8
Centre Bearing Assy dia 70x20 mm for above hard rubber shore 80							15,0 round	85,8	220,0			6 613 70 01 00 040	3A551704A8
Midship Assy with C/Bearing dia 70x26 mm	SF		162	XS 180	107	4	15,00	90	220,0	120x6		7 113 70 09 00 513	
Centre Bearing Assy dia 70x26 mm from above	SF						15,0 round	90	220,0			6 613 70 01 00 360	
Midship Assy with C/Bearing 85x26 mm MIS-Version (MAN and Iveco)	SF	110	289				15,0 round	90	220,0	120x6		7 613 85 08 00 070 0294	720004289
Centre Bearing Assy dia 85x26 mm from above (MAN and Iveco)	SF						15,0 round	90	220,0			6 613 85 01 00 040	
Boot MIS-Version from above (MAN and Iveco)												1 000 00 84 01 015	
Cardboard Tube			300							120x6		5 000 00 08 20 043	
Tube										120x6		3 000 00 01 01 033	
*also order Tube Cover													

\*Legend: Lube= u-joint with nipple, relube SF= u-joint w/o nipple, prelube

All applications must be approved by DANA. Specifications and/or design are subject to change without notice or obligation.

# DRIVESHAFT COMPONENTS Compact 2015 - 2065

## Compact 2060

Description	U-Joint Type*	Slip mm	Length mm	Type of Flange	H Flange mm	Holes	Holes Dia mm	H C/B mm	Bracket Holes L mm	Tube Seat mm	Max Ang°	drawing part no. SGWB	part no. SIC
U-Joint 59x167,7 mm	Lube											7 687 60 06 00 000	3A605801A6
U-Joint 59x167,7 mm	SF											7 687 60 06 00 160	3A605801C6
Flange Yoke				XS 180	100	4	15,00				30°	2 687 60 23 00 510	3A602002C2
Flange Yoke SAE 1800 4x3 holes, pilot diameter male 196,8 mm				SAE 203,2	86	12	11,10				25°	2 687 60 24 00 010	3A602005B2
Tube Yoke			105							130x6	30°	2 687 60 40 00 000	3A602102A2
Yoke Shaft Assembly w/o U-Joint		110	285							130x6	30°	6 687 60 70 80 200 0310	3A603710A6
Sleeve Muff		110	184							130x6		2 687 60 80 00 000 0184	
Cover Tube		110	132									6 687 60 09 00 000 0132	3A603402G6
Yoke Shaft Assembly with U-Joint	Lube	110	385	XS 180	100	4	15,00			130x6	30°	7 687 60 07 01 250 0310	3A603901C7
Fixed Joint	Lube		205	XS 180	100	4	15,00			130x6	30°	7 687 60 04 01 050	3A602901C7
Yoke Shaft Assembly for Short Coupling w/o U-Joint and Cover Tube*		110-50	285-225							130x6	25°	6 687 60 70 80 099 0268	3720000790
Midship Assy with C/Bearing dia 70x26 mm	SF		162	XS 180	107	4	15,00	90,00	220,0	130x6		7 113 70 09 00 514	
Centre Bearing Assy dia 70x26 mm from above	SF						15,0 round	90,00	220,0			6 613 70 01 00 360	
Midship Assy with C/Bearing Dia 70x20 mm full rubber (DAF)			185	XS 180	107	4	15,00	85,8	220,0	130x6		7 613 70 09 00 570	3A601901C7
Centre Bearing Assy dia 70x20 mm from above full rubber shore 80 (DAF)							30,0x15,0	85,8	220,0			6 113 70 01 84 060	3S551701A8
Midship Assy with C/Bearing dia 70x20 mm			185	XS 180	107	4	15,00	85,8	220,0	130x6		7 613 70 09 00 500	3A601902C7
Centre Bearing Assy dia 70x20 mm from above							15,0 round	85,8	220,0			6 613 70 01 00 030	3A701701A8
Midship Assy with C/Bearing dia 70x20 mm			185	XS 180	107	4	15,00	85,8	200,0	130x6		7 613 70 09 00 600	3A601903C7
Centre Bearing Assy dia 70x20 mm from above shore 65							30,0x15,0	85,80	220,0			6 613 70 01 00 050	3A551703A8
Midship Assy with C/Bearing Dia 70x48,5 mm			185	XS 180	90	4	15,00	79,40	203,0	130x6		7 613 70 09 00 860	
Cardboard Tube			300							130x6		5 000 00 08 20 044	
Tube										130x6		1 000 00 01 01 316	
*also order Tube Cover													

\*Legend:

Lube= u-joint with nipple, relube

SF= u-joint w/o nipple, prelube

All applications must be approved by DANA. Specifications and/or design are subject to change without notice or obligation.

# DRIVESHAFT COMPONENTS Compact 2015 - 2065

## Compact 2065

Description	U-Joint Type*	Slip mm	Length mm	Type of Flange	H Flange mm	Holes	Holes Dia mm	H C/B mm	Bracket Holes L mm	Tube Seat mm	Max Ang°	drawing part no. SGWB	part no. SIC
U-Joint 65x172 mm	Lube											7 587 48 06 00 230	3S655801A6
U-Joint 65x172 mm	SF											7 687 65 06 00 160	3A655801C6
U-Joint 65x172 mm	HT											7 687 65 06 00 070	
Flange Yoke				DIN 180	110	10	16,00				30°	2 587 48 27 27 100	3S652002A2
Flange Yoke				XS 180	75	4	15,00				10°	2 687 65 21 00 500	3A652001J2
Flange Yoke				XS 180	105	4	15,0				27°	2 687 65 20 00 510	3A652003C2
Flange Yoke SAE 1800 4x3 holes, pilot diameter male 196,8 mm				SAE 203,2	110	12	12,10				30°	2 587 48 24 00 030	3720000548
Tube Yoke			113							142x6	27°	2 687 65 40 00 000	3A652101A2
Yoke Shaft Assembly w/o U-Joint		110	308							142x6	27°	6 687 65 70 80 200 0315	3A653710A6
Cover Tube		110	132									6 687 65 09 00 000 0132	3A653401G6
Sleeve Muff		110	203							142x6		2 687 65 80 00 000 0203	
Yoke Shaft Assembly with U-Joint	Lube	110	413	XS 180	105	4	15,00			142x6	25°	7 687 65 07 01 250 0315	3A653901C7
Fixed Joint	Lube		223	DIN 180	110	10	16,10			142x6	25°	7 687 65 04 01 001	
Fixed Joint	Lube		218	XS 180	105	4	15,00			142x6	25°	7 687 65 04 01 050	3A652901C7
Extra Short Coupling Male and Female w/o U-Joints and Cover Tube*		110-50	364-304								25°	6 687 65 70 30 600 0276	3720000820
Yoke Shaft Assembly for Short Coupling w/o U-Joints and Cover Tube, internal tube seat*		110-55	308-253							142x6	25°	6 687 65 70 80 099 0276	3720000735
Midship Assy with C/Bearing dia 70x20 mm			188	XS 180	107	4	15,00	85,8	220,0	142x6	25°	7 613 70 09 00 620	3A651903C7
Centre Bearing Assy dia 70x20 mm for above shore 65							30,0x15,0	85,8	220,0			6 613 70 01 00 050	3A551703A8
Midship Assy with C/Bearing dia 70x20 mm hard rubber shore 80 (DAF)			188	XS 180	107	4	15,00	85,8	220,0	142x6		7 613 70 09 00 580	3A651902C7
Centre Bearing Assy dia 70x20 mm for above hard rubber shore 80 (DAF)							30,0x15,0	85,8	220,0			6 113 70 01 84 060	3S551701A8
Midship Assy with C/Bearing dia 70x20 mm elastic shore 65			188	XS 180	107	4	15,00	85,8	220,0	142x6		7 613 70 09 00 530	3A651901C7
Centre Bearing Assy dia 70x20 mm from above Std elastic shore 65							15,0 round	85,8	220,0			6 613 70 01 00 030	3A701701A8
Midship Assy with C/Bearing dia 70x26 mm (MAN)			162	XS 180	107	4	15,00	90	220,0	142x6		7 113 70 09 00 515	
Centre Bearing Assy dia 70x26 mm from above (MAN)							15,0 round	90	220,0			6 613 70 01 00 360	
Cardboard Tube			300							142x6		5 000 00 08 20 045	
Tube										142x6		3 000 00 01 01 604	
*also order Tube Cover													

\*Legend: Lube= u-joint with nipple, relube

SF= u-joint w/o nipple, prelube

# WING SERIES 80M20-2C - 108M40-4C

## SERIE 80M20-2C

Description	SIC P/N	U-Joint Style	Sealing Style	Blocks Style	Shafts Style	min. Length [mm]	Slip [mm]	Holes Thread	Ang.	Tube Dim mm
Universal Joint 2 Lips sealing	3050237000	R	2L	LWT						
Universal Joint with no nipple LWD	3050238000	LM		2 LWT/2 LWD						
Tube Yoke	3643960001					27		5/16" 24UNF	20°	50x3
Tube (Length 1 meter)	3820500030									50x3
Bolt	3815300002			HWD 19 -15,8 useful				5/16" 24UNF		

## SERIE 108M40-4C

Description	SIC P/N	U-Joint Style	Sealing Style	Blocks Style	Shafts Style	min. Length [mm]	Slip [mm]	Holes Thread	Ang.	Tube Dim mm
Universal Joint 2 Lips sealing	3050742000	R	2L	HWD						
Universal Joint 2 Lips sealing	3050742020	SF	2L	HWD						
Slip Joint without U-Joint	3640710002				SS	160,5	50	5/16" 24UNF	22°	50x3
Tube Yoke	3635510003					35		5/16" 24UNF	22°	50x3
Tube (Length 1 meter)	3820500030									50x3
Bolt	3815300001			HWD 38,1-22,2 useful				5/16" 24UNF		
Short couple without U-joint	3699820010				SS	116	28	5/16" 24UNF	15°	
Short couple without U-joint	3699820000				SS	124	28	5/16" 24UNF	22°	
Short couple without U-joint	3699820002				SS	163	43	5/16" 24UNF	22°	
Short couple without U-joint	3699820005				SS	195	50	5/16" 24UNF	22°	
Double Joint without U-Joints (H element)	3635120002					24		5/16" 24UNF	15°	
Double Joint without U-Joints (H element)	3635120004					38		5/16" 24UNF	20°	

**Legend u-joint kit style:** RE = relube, with nipple      RB = nipple on caps      LM = though holes with nipple hole plugged, prelube      SF = prelube  
**Legend blocks style:** HW = high wing      LW = low wing      DW = delta shape wing      D = though hole      T = threaded  
**Legend sealing style:** 2L = two lips seal      3L = three lips seal  
**Legend shaft style:** SS = sleeve yoke + stub shaft      SC = short couple std. execution      YS = yoke shaft + tube sleeve      SCY = short couple inverted slip

All applications must be approved by DANA. Specifications and/or design are subject to change without notice or obligation.

# WING SERIES 115M50-5C

## SERIE 115M50-5C

Description	SIC P/N	U-Joint Style	Sealing Style	Blocks Style	Shafts Style	min. Length [mm]	Slip [mm]	Holes Thread	Ang.	Tube Dim mm
Universal Joint 3 Lips Sealing	3050776020	R	3L	HWD						
Universal Joint 3 Lips Sealing	3050370000	SF	3L	HWD						
Slip Joint without U-Joint	3640720003				SS	192,5	60	3/8" 24 UNF	30°	58x4
Slip Joint without U-Joint	3640720005				YS	251	110	3/8" 24 UNF	30°	58x4
Midship shaft for center bearing ø45	3612881000				SS	208		3/8" 24 UNF	30°	58x4
Tube Yoke	3641040000							3/8" 24 UNF	30°	58x4
Tube (Length 1 meter)	3820580040									58x4
Bolt	3815300007			HWD 44,45 -25,4 useful				3/8" 24 UNF		
Central Bearing SKF Type SY 40 TF 49,2 x 135	3720001177									
Central Bearing SKF Type SY 45 TF 54 x 135	3640860012									
Short couple without U-joint	3697481000				SS	85	20	3/8" 24 UNF	7°	
Short couple without U-joint	3697748000				SS	85	20	M10	7°	
Short couple without U-joint	3635250036				SS	131	26	3/8" 24 UNF	17°	
Short couple without U-joint	3635250006				SS	153	45	3/8" 24 UNF	17°	
Short couple without U-joint	3635250050				SS	177	45	3/8" 24 UNF	17°	
Short couple without U-joint	3635250038				SS	201	45	3/8" 24 UNF	17°	
Short couple without U-joint	3697747000				SS	201	45	M10	17°	
Short couple without U-joint	3635250034				SS	227	72	3/8" 24 UNF	17°	
Short couple without U-joint	3635250031				SS	270	72	3/8" 24 UNF	30°	
Slip Joint without U-Joint	3612881001	R			SS	270	72			
Kit sliding shaft without tube (fix joint and slip joint)	3600001001	R	3L	HWD	SS		60	3/8" 24 UNF	30°	58x4
Kit sliding shaft without tube (fix joint and slip joint)	3600001101	R	2L	HWD	SS		60	3/8" 24 UNF	30°	58x4
Double Joint without U-Joints (H element)	3633720003					31		3/8" 24 UNF	15°	
Double Joint without U-Joints (H element)	3633720000					46		3/8" 24 UNF	20°	

<b>Legend u-joint kit style:</b>	RE = relube, with nipple	RB = nipple on caps	LM = though holes with nipple hole plugged, prelube	SF = prelube
<b>Legend blocks style:</b>	HW = high wing	LW = low wing	DW = delta shape wing	D = though hole
<b>Legend sealing style:</b>	2L = two lips seal	3L = three lips seal		T = threaded
<b>Legend shaft style:</b>	SS = sleeve yoke + stub shaft	SC = short couple std. execution	YS = yoke shaft + tube sleeve	SCY = short couple inverted slip

All applications must be approved by DANA. Specifications and/or design are subject to change without notice or obligation.



# WING SERIES 140M60-6C

## 140M60-6C

Description	SIC P/N	U-Joint Style	Sealing Style	Blocks Style	Shafts Style	min. Length [mm]	Slip [mm]	Holes Thread	Ang.	Tube Dim mm
Universal Joint 3 Lips sealing	3050138000	R	3L	HWD						
Universal Joint 3 Lips sealing	3050273000	SF	3L	HWD						
Slip Joint without U-Joint	3640730003				SS	197,5	60	3/8" 24 UNF	25°	70x4
Slip Joint without U-Joint	3640730006				YS	242	120	3/8" 24 UNF	25°	70x4
Slip Joint without U-Joint	3640730007	R			YS	242	120	3/8" 24 UNF	25°	70x4
Midship shaft for center bearing ø50	3610630000				SS	207		3/8" 24 UNF	27°	70x4
Midship shaft for center bearing ø55	3610630002				SS	167,5		3/8" 24 UNF	27°	70x4
Tube Yoke	3634950003					40		3/8" 24 UNF	28°	70x4
fix joint with U-joint	3480000020	R	3L	HWD			75	3/8" 24 UNF	25°	70x4
fix joint with U-joint	3480000022	R	2L	HWD			75	3/8" 24 UNF	25°	70x4
Tube (Length 1 meter)	3820700040									70x4
Bolt	3815300007			HWD 44,45 -25,4 useful				3/8" 24 UNF		
Central Bearing SKF Type SY 50 TF 157x57,2	3640860010									
Short couple without U-joint	3698880000				SC	95	21	3/8" 24 UNF	10°	
Short couple without U-joint	3635250036				SC	140	30	3/8" 24 UNF	15°	
Short couple without U-joint	3635250033				SC	151	30	3/8" 24 UNF	25°	
Short couple without U-joint	3635250039				SC	156	30	3/8" 24 UNF	25°	
Short couple without U-joint	3635250032				SC	171	50	3/8" 24 UNF	25°	
Short couple without U-joint	3635250029				SC	189	50	3/8" 24 UNF	25°	
Short couple without U-joint	3635320042				SC	210	75	3/8" 24 UNF	25°	
Short couple without U-joint	3635320042				SC	240	75	3/8" 24 UNF	25°	
Short couple without U-joint	3635320028				SC	275	75	3/8" 24 UNF	25°	
Double Joint without U-Joints (H element)	3634110003					57		3/8" 24 UNF	19°	
Kit sliding shaft without tube (fix joint and slip joint)	3600001002	R	3L	HWD	SS		60	3/8" 24 UNF	25°	70x4
Kit sliding shaft without tube (fix joint and slip joint)	3600001053	R	3L	HWD	YS		120	3/8" 24 UNF	25°	70x4
Centered Double Joint with U-Joints	3611750002	R	3L	HWD		162		3/8" 24 UNF	43°	
Centered Double Joint with U-Joints	3611750006	R	3L	HWD		151		3/8" 24 UNF	45°	

\*Legend: Lube= u-joint with nipple, relube SF= u-joint w/o nipple, prelube service free

All applications must be approved by DANA. Specifications and/or design are subject to change without notice or obligation.

# WING SERIES 148M70-7C

## 148M70-7C

Description	SIC P/N	U-Joint Style	Sealing Style	Blocks Style	Shafts Style	min. Length [mm]	Slip [mm]	Holes Thread	Ang.	Tube Dim mm
Universal Joint 3 Lips sealing	3050915000	R	3L	HWD						
Universal Joint 3 Lips sealing	3050280000	SF	3L	HWD						
Slip Joint without U-Joint	3640740006				YS	245,5	130	1/2" 20 UNF	25	88x4
Slip Joint without U-Joint	3640740012				YS	245,5	130	M12	25°	88x4
Midship shaft for center bearing ø60	3644480002				SS	216,5		1/2" 20 UNF	25°	88x4
Midship shaft for center bearing ø60	3644480003				SS	216,5		1/2" 20 UNF	25°	88x4
Tube Yoke	3631730019					50		1/2" 20 UNF	25°	88x4
Slip Joint without U-Joint	3640740008				YS	245,5	130	M12	25°	88x4
Tube Yoke	3631730032					50		M12x1,75	25°	88x4
Tube (Length 1 meter)	3820880040									88x4
Bolt	3815300014			HWD 50,8-31,75 useful				1/2" 20 UNF		
Bolt	3815170012			HWD 55-30 useful				M12		
Central Bearing SKF Type SY 60 TF 190,5x89,9	3640860011									
Short couple without U-joint	3697496000				SCY	137,6	45	ø13	22°	
Short couple without U-joint	3635390053				SCY	142,6	30	1/2" 20 UNF	25°	
Short couple without U-joint	3635390018				SCY	149,6	51	1/2" 20 UNF	17°	
Short couple without U-joint	3635390049				SCY	176,6	45	1/2" 20 UNF	25°	
Short couple without U-joint	3698078000				SCY	176,6	45	M12	25°	
Short couple without U-joint	3635390050				SCY	197,6	75	1/2" 20 UNF	25°	
Short couple without U-joint	3635390048				SCY	227,6	75	1/2" 20 UNF	25°	
Short couple without U-joint	3635390052				SCY	268,6	80	1/2" 20 UNF	25°	
Short couple without U-joint	3635390063				SCY	268,6	80	M12	25°	
Short couple without U-joint	3635390054				SCY	308,6	80	1/2" 20 UNF	25°	
Short couple without U-joint	3698024000				SCY	323,6	130	1/2" 20 UNF	25°	
Double Joint without U-Joints (H element)	3632250007					41,6		1/2" 20 UNF	12°	
Double Joint without U-Joints (H element)	3632250015					44,6		1/2" 20 UNF	15°	
Double Joint without U-Joints (H element)	3632250005					44,6		M12	15°	
Double Joint without U-Joints (H element)	3632250006					54		1/2" 20 UNF	23°	
Kit sliding shaft without tube (fix joint and slip joint)	3600001003	R	3L	HWD	YS		130	1/2" 20 UNF	25°	88x4
Kit sliding shaft without tube (fix joint and slip joint)	3600001103	R	3L	HWD	YS		130	1/2" 20 UNF	25°	88x4
Centered Double Joint with U-Joints	3612200002	R	3L	HWD		204		1/2" 20 UNF	43°	
Centered Double Joint with U-Joints	3612200004	SF	3L	HWD		184		1/2" 20 UNF	43°	

**Legend u-joint kit style:** RE = relube, with nipple      RB = nipple on caps      LM = though holes with nipple hole plugged, prelube      SF = prelube  
**Legend blocks style:** HW = high wing      LW = low wing      DW = delta shape wing      D = though hole      T = threaded  
**Legend sealing style:** 2L = two lips seal      3L = three lips seal  
**Legend shaft style:** SS = sleeve yoke + stub shaft      SC = short couple std. execution      YS = yoke shaft + tube sleeve      SCY = short couple inverted slip

All applications must be approved by DANA. Specifications and/or design are subject to change without notice or obligation.

# WING SERIES 206M80-8C

## 206M80-8C

Description	SIC P/N	U-Joint Style	Sealing Style	Blocks Style	Shafts Style	min. Length [mm]	Slip [mm]	Holes Thread	Ang.	Tube Dim mm
Universal Joint 2 Lips sealing	3050A62000	R	3L	HWD						
Universal Joint 2 Lips sealing	3050423000	SF	2L	HWD						
Universal Joint 3 Lips sealing	3050A64000	SF	3L	HWD						
Slip Joint without U-Joint	3640750002				SS	256,5	76	1/2" 20 UNF	30°	93x5
Tube Yoke	3635050000					65		1/2" 20 UNF	30°	93x5
Slip Joint without U-Joint	3480000040				YS	301	130	1/2" 20 UNF	30°	100x6
Tube Yoke	3635050007					65		1/2" 20 UNF	30°	100x6
Tube (Length 1 meter)	3820950075									95x7,5
Tube (Length 1 meter)	3065580102									100x6
Bolt	3815300014			HWD 50,8-31,75 useful				1/2" 20 UNF		
Central Bearing SKF Type SY 65 TF 203x76,2	3640860013									
Kit sliding shaft without tube (fix joint and slip joint)	3600001108	R	3L	HWD	YS		130	1/2" 20 UNF	30°	100x6
Kit sliding shaft without tube (fix joint and slip joint)	3600001109	SF	3L	HWD	YS		130	1/2" 20 UNF	30°	100x6
Short couple without U-joint	3699530007	R			SC	222,5	50	1/2" 20 UNF	30°	
Short couple without U-joint	3699530012	R			SC	261,6	60	1/2" 20 UNF	30°	
Short couple without U-joint	3697765000				SC	364,4	60	1/2" 20 UNF	30°	

<b>Legend u-joint kit style:</b>	RE = relube, with nipple	RB = nipple on caps	LM = though holes with nipple hole plugged, prelube	SF = prelube
<b>Legend blocks style:</b>	HW = high wing	LW = low wing	DW = delta shape wing	D = though hole
<b>Legend sealing style:</b>	2L = two lips seal	3L = three lips seal		T = threaded
<b>Legend shaft style:</b>	SS = sleeve yoke + stub shaft	SC = short couple std. execution	YS = yoke shaft + tube sleeve	SCY = short couple inverted slip

All applications must be approved by DANA. Specifications and/or design are subject to change without notice or obligation.

# WING SERIES 165M85-8,5C

## 165M85-8,5C

Description	SIC P/N	U-Joint Style	Sealing Style	Blocks Style	Shafts Style	min. Length [mm]	Slip [mm]	Holes Thread	Ang.	Tube Dim mm
Universal Joint 3 Lips sealing	3050246000	R	3L	HWD						
Universal Joint 3 Lips sealing	3050281000	SF	3L	HWD						
Universal Joint	3050964000	R	2L	HWD						
Universal Joint	3050261000	R	3L	2 HWD/2LWT						
Slip Joint without U-Joint	3640760004				YS	290	130	1/2" 20 UNF	25°	100x6
Slip Joint without U-Joint	3640760006				YS	290	130	M12	25°	100x6
Slip Joint without U-Joint	3640760008	R			YS	290	130	1/2" 20 UNF	25°	100x6
Midship shaft for center bearing ø65	3480000212				SS	255		1/2" 20 UNF	25°	100x6
Tube Yoke	3640650004					65		1/2" 20 UNF	25°	100x6
Tube Yoke	3640650015					65		M12	25°	100x6
Tube (Length 1 meter)	3065580102									100x6
Bolt	3815300015			HWD 63,5-31,75 useful				1/2" 20 UNF		
Bolt	3815170013			HWD 65-30 useful				M12		
Central Bearing SKF Type SY 65 TF 203x76,2	3640860013									
Short couple without U-joint	3697790000				SCY	163,4	30	1/2" 20 UNF	13°	
Short couple without U-joint	3698110007				SCY	173,4	30	1/2" 20 UNF	13°	
Short couple without U-joint	3698110029				SCY	188,4	53	1/2" 20 UNF	13°	
Short couple without U-joint	3698110000				SCY	208,4	65	1/2" 20 UNF	25°	
Short couple without U-joint	3698110004				SCY	224,4	61	1/2" 20 UNF	25°	
Short couple without U-joint	3698110002				SCY	238,4	65	1/2" 20 UNF	25°	
Short couple without U-joint	3698110009				SCY	266,4	85	1/2" 20 UNF	25°	
Short couple without U-joint	3698110008				SCY	328,4	85	1/2" 20 UNF	25°	
Short couple without U-joint	3698110001				SCY	349,4	130	1/2" 20 UNF	25°	
Kit sliding shaft without tube (fix joint and slip joint)	3600001004	R	3L	HWD	YS		130	1/2" 20 UNF	25°	100x6
Double Joint without U-Joints (H element)	3640790000					50,8		1/2" 20 UNF	16°	
Double Joint without U-Joints (H element)	3640790001					67,4		1/2" 20 UNF	25°	
Centered Double Joint with U-Joints	3612460002	R	3L	HWD		221,6		1/2" 20 UNF	43°	

**Legend u-joint kit style:** RE = relube, with nipple      RB = nipple on caps      LM = though holes with nipple hole plugged, prelube      SF = prelube  
**Legend blocks style:** HW = high wing      LW = low wing      DW = delta shape wing      D = though hole      T = threaded  
**Legend sealing style:** 2L = two lips seal      3L = three lips seal  
**Legend shaft style:** SS = sleeve yoke + stub shaft      SC = short couple std. execution      YS = yoke shaft + tube sleeve      SCY = short couple inverted slip

All applications must be approved by DANA. Specifications and/or design are subject to change without notice or obligation.

# WING SERIES 209M90-9C

## 209M90-9C

Description	SIC P/N	U-Joint Style	Sealing Style	Blocks Style	Shafts Style	min. Length [mm]	Slip [mm]	Holes Thread	Ang.	Tube Dim mm
Universal Joint 3 Lips sealing	3050231000	R	3L	HWD						
Universal Joint 3 Lips sealing	3050427000	SF	3L	HWD						
Slip Joint without U-Joint	3640770002				YS	307	130	1/2" 20 UNF	25°	115x7,5
Slip Joint without U-Joint	3640770006				YS	307	130	1/2" 20 UNF	25°	115x7,5
Slip Joint without U-Joint	3480000063				YS	307	130	M12	25°	115x7,5
Tube Yoke	3637290000					73		1/2" 20 UNF	30°	115x7,5
Tube Yoke	3637290017					73		M12	30°	115x7,5
Midship shaft for center bearing ø90	3645319000				SS	293		1/2" 20 UNF	25°	115x7,5
Tube (Length 1 meter)	3821150075									115x7,5
Bolt	3815300015			HWD 63,5-31,75 useful				1/2" 20 UNF		
Bolt	3815170013			HWD 65-30 useful				M12		
Central Bearing SKF Type FYJ 90 TF 187x187	3640860001									
Short couple without U-joint	3699600023				SCY	223,4	40	1/2" 20 UNF	25°	
Short couple without U-joint	3699600022				SCY	245,4	72	1/2" 20 UNF	25°	
Short couple without U-joint	3699600025				SCY	289,4	75	1/2" 20 UNF	25°	
Short couple without U-joint	3699600024				SCY	333,4	95	1/2" 20 UNF	25°	
Short couple without U-joint	3699600027				SCY	370,4	95	1/2" 20 UNF	25°	
Short couple without U-joint	3698092000				SCY	395,4	130	1/2" 20 UNF	25°	
Kit sliding shaft without tube (fix joint and slip joint)	3600000999	SF	3L	HWD	YS		150	1/2" 20 UNF	30°	115x7,5
Kit sliding shaft without tube (fix joint and slip joint)	3600001005	R	3L	HWD	YS		150	1/2" 20 UNF	30°	115x7,5
Double Joint without U-Joints (H element)	3634200000					46,8		1/2" 20 UNF	9°	
Double Joint without U-Joints (H element)	3634200008					76,2		1/2" 20 UNF	15°	

All applications must be approved by DANA. Specifications and/or design are subject to change without notice or obligation.

# WING SERIES 213M100-10C - 222M110-11C

## 213M100-10C

Description	SIC P/N	U-Joint Style	Sealing Style	Blocks Style	Shafts Style	min. Length [mm]	Slip [mm]	Holes Thread	Ang.	Tube Dim mm
Universal Joint 2 Lips sealing	3050242000	R	2L	HWD						
Universal Joint 2 Lips sealing	3050A52000	R	3L	HWD						
Universal Joint 3 Lips sealing	3050417000	SF	2L	HWD						
Universal Joint 3 Lips sealing	3050A530000	SF	3L	HWD						
Slip Joint without U-Joint	3642340006				YS	391	150	5/8" 18 UNF	25°	144x7
Slip Joint without U-Joint	3642340013				YS	391	150	M16	25°	144x7
Slip Joint without U-Joint	3642340014	R			YS	391	150	M16	25°	144x7
Tube Yoke	3641710002					85		5/8" 18 UNF	25°	144x7
Tube Yoke	3641710008					85		M16	25°	144x7
Midship shaft for center bearing ø90	3612882000				SS	298		5/8" 18 UNF	25°	144x7
Tube (Length 1 meter)	3821440070									144x7
Bolt	3815300017			HWD 76,2-38,1 useful				5/8" 18 UNF		
Bolt	3815190003			HWD 80-38 useful				M16		
Central Bearing SKF Type FYJ 90 TF 187x187	3640860001									
Short couple without U-joint	3698870004				SCY	310	95	5/8" 18 UNF	25°	
Short couple without U-joint	3698870007				SCY	343	100	5/8" 18 UNF	25°	
Short couple without U-joint	3697792000				SCY	390	100	5/8" 18 UNF	25°	
Short couple without U-joint	3698077000				SCY	420	100	5/8" 18 UNF	25°	
Short couple without U-joint	3698074000				SCY	476	150	5/8" 18 UNF	25°	
Short couple without U-joint	3697505000				SCY	498	150	5/8" 18 UNF	25°	
Short couple without U-joint	3697508000				SCY	512	150	5/8" 18 UNF	25°	
Kit sliding shaft without tube (fix joint and slip joint)	3600001006	R	3L	HWD	YS		150	5/8" 18 UNF	25°	144x7
Kit sliding shaft without tube (fix joint and slip joint)	3600001049	SF	3L	HWD	YS		150	5/8" 18 UNF	25°	144x7
Double Joint without U-Joints (H element)	3645381001					74,6		M16	15°	

## 222M110-11C

Description	SIC P/N	U-Joint Style	Sealing Style	Blocks Style	Shafts Style	min. Length [mm]	Slip [mm]	Holes Thread	Ang.	Tube Dim mm
Universal Joint 3 Lips sealing	3050A55000	R	3L	HWD						
Universal Joint 3 Lips sealing	3050A56000	SF	3L	HWD						
Slip Joint without U-Joint	3642350004				YS	391	150	3/4" 16 UNF	25°	144x7
Slip joint with U-joint	3480000055	R			YS	459	150	3/4" 16 UNF	25°	144x7
Slip joint with U-joint	3642350006	SF				153		3/4" 16 UNF	25°	144x7
Tube Yoke	3642370002					85		3/4" 16 UNF	25°	144x7
Tube (Length 1 meter)	3821440070									144x7
Bolt	3815300004			HWD 76,2-44,45 useful				3/4" 16 UNF		
Bolt	3815030006			12 Point Head HWD 90-52 usefull				M20		
Kit sliding shaft without tube (fix joint and slip joint)	3600001008	R	3L	HWD	YS		150	3/4" 16 UNF	25°	144x7
Kit sliding shaft without tube (fix joint and slip joint)	3600001050	SF	3L	HWD	YS		150	3/4" 16 UNF	25°	144x7
Short Coupled Shaft with U-Joints	3612842000	SF		HWD	SCY	558	120	M20	25°	

\*Legend: Lube= u-joint with nipple, relube SF= u-joint w/o nipple, prelube service free

All applications must be approved by DANA. Specifications and/or design are subject to change without notice or obligation.

# WING SERIES 246M210-11,5C - 280M220-12,5C

## 246M210 - 11,5C

Description	SIC P/N	U-Joint Style	Sealing Style	Blocks Style	Shafts Style	min. Length [mm]	Slip [mm]	Holes Thread	Ang.	Tube Dim mm
Universal Joint 3 Lips sealing	3050781000	R	2L	HWD						
Bolt with nut	3820000002			HWD 95-38 useful				M16x1,5		
Short couple without U-joint	3699560010				SCY	409	80			
Short couple without U-joint	3699560004				SCY	384	50			

## 288M120 - 12C

Description	SIC P/N	U-Joint Style	Sealing Style	Blocks Style	Shafts Style	min. Length [mm]	Slip [mm]	Holes Thread	Ang.	Tube Dim mm
Universal Joint 3 Lips sealing	3050A54000	R	3L	HWD						
Universal Joint 3 Lips sealing	3050A66000	R	3L	HWD						
Universal Joint 3 Lips sealing	3050A68000	R	3L	HWD						
Universal Joint 2 Lips sealing with plug	050A84000	LM	3L	HWD						
Slip Joint without U-Joint	3612825005				YS	357,5	135	M14x1,5	25°	160x10
Tube Yoke (Centering dia. for U-Joints fully machined)	3645369001R					97,2		M14x1,5	25°	160x10
Tube (Length 1 meter)	3831600010									160x10
Bolt	3815180001			HWD 80-34 useful				M14x1,5		
Kit sliding shaft without tube (fix joint and slip joint)	3600001111	R	3L	HWD	YS		135	M14x1,5	25°	160x10
Short couple without U-joint	3698027000				SCY	474,7	135	M14x1,5	25°	

## 280M220 - 12,5C

Description	SIC P/N	U-Joint Style	Sealing Style	Blocks Style	Shafts Style	min. Length [mm]	Slip [mm]	Holes Thread	Ang.	Tube Dim mm
Universal Joint 2 Lips sealing	3050518000	R	2L	HWD						
Slip Joint without U-Joint	3601210007				SS	357,5	135	M18x1,5	25°	160x10
Tube Yoke	3632600000R					90		ø19	16°	140x10
Tube Yoke	3645461002					98,2		M18x1,5		160x10
Tube (Length 1 meter)	3831600010									160x10
Tube (Length 1 meter)	3821400100									140x10
Bolt	3815200002			HWD 90-42 useful				M18x1,5		
Kit sliding shaft without tube (fix joint and slip joint)	3600001110	R	3L	HWD	YS		135	M18x1,5	25°	160x10

\*Legend: Lube= u-joint with nipple, relube SF= u-joint w/o nipple, prelube service free

All applications must be approved by DANA. Specifications and/or design are subject to change without notice or obligation.

# WING SERIES 339M140-14C - 260M150-15C

## 339M140 - 14C

Description	SIC P/N	U-Joint Style	Sealing Style	Blocks Style	Shafts Style	min. Length [mm]	Slip [mm]	Holes Thread	Ang.	Tube Dim mm
Universal Joint 3 Lips sealing	3050A51000	R	3L	HWD						
Universal Joint 3 Lips sealing with plug	3050101000	LM	3L	HWD						
Slip Joint without U-Joint	3644930010				YS	370	135	M18x1,5	25°	
Tube Yoke (Centering dia. for U-Joints fully machined)	3645350001R							M18x1,5	25°	
Tube (Length 1 meter)	3832190133									219x13,3
Bolt	3814930001			HWD 110-42 useful				M18x1,5		
Kit sliding shaft without tube (fix joint and slip joint)	3600001112	RL	3L	HWD	YS		130	M18x1,5	25°	219x13,3
Short couple without U-joint	3697967000				YS	475	135	M18x1,5	25°	

## 310M230 - 14,5C

Description	SIC P/N	U-Joint Style	Sealing Style	Blocks Style	Shafts Style	min. Length [mm]	Slip [mm]	Holes Thread	Ang.	Tube Dim mm
Universal Joint 3 Lips sealing	3050232000	R	3L	HWD						
Universal Joint 3 Lips sealing with plug	3050421000	LM	3L	HWD						
Slip Joint without U-Joint	3644930011				YS	370	135	M22x1,5	25°	219x13,3
Tube Yoke (Centering dia. for U-Joints fully machined)	3636270008R					100		M22x1,5	25°	219x13,3
Tube (Length 1 meter)	3832190133									219x13,3
Bolt	3815220004			HWD 105-50 useful				M22x1,5		
Kit sliding shaft without tube (fix joint and slip joint)	3600001113	RL	3L	HWD	YS		135	M22x1,5	25°	219x13,3
Short couple without U-joint	3698021000				YS	464	135	M22x1,5	25°	

## 260M150 - 15C

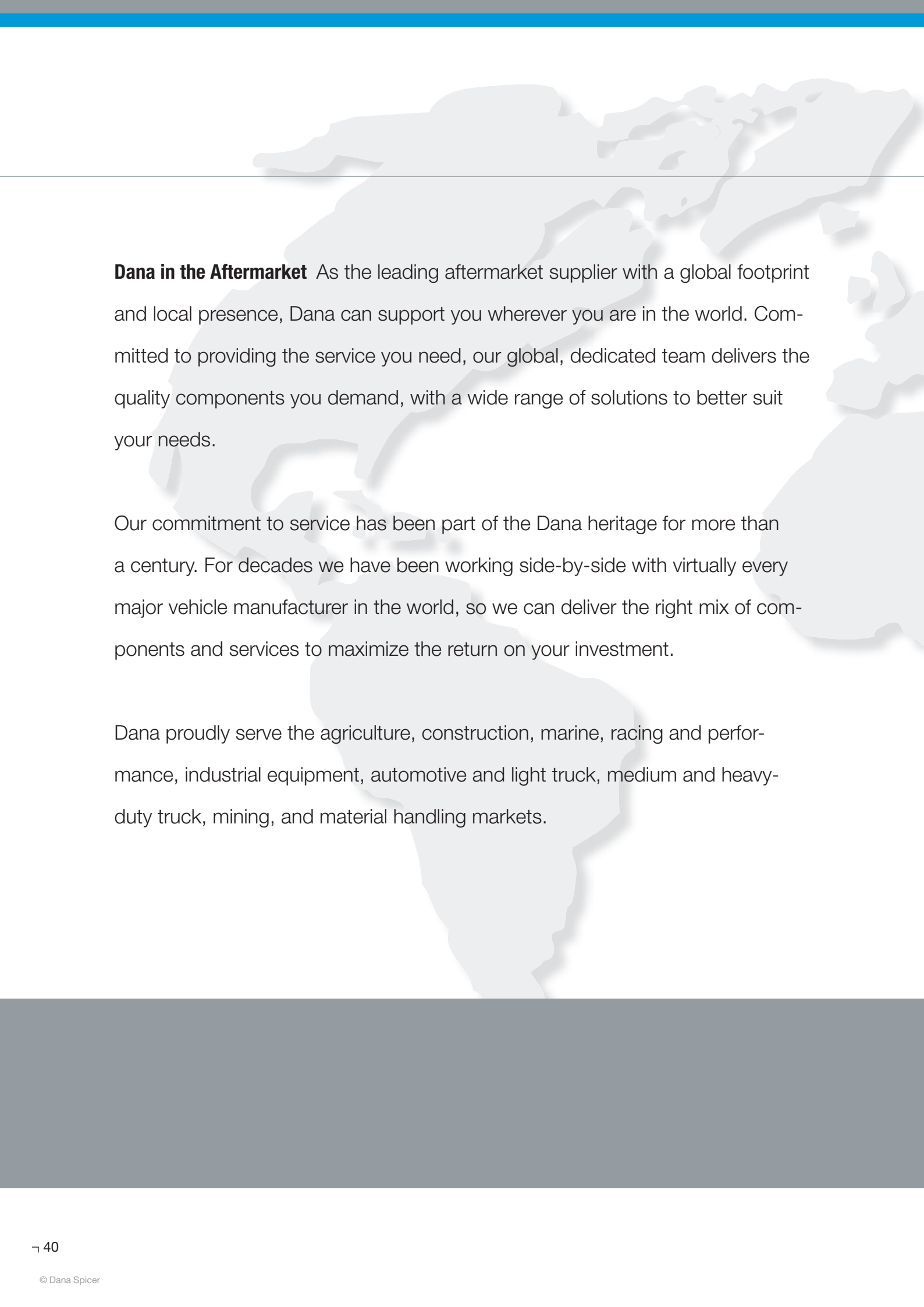
Description	SIC P/N	U-Joint Style	Sealing Style	Blocks Style	Shafts Style	min. Length [mm]	Slip [mm]	Holes Thread	Ang.	Tube Dim mm
Universal Joint 2 Lips sealing	3050523001	R	2L	HWD						
Universal Joint 2 Lips sealing with plug	3050A69000	SF	2L	HWD						
Slip Joint without U-Joint	3612740030				YS	337,5	135	M20	25°	160x10
Tube Yoke (Centering dia. for U-Joints fully machined)	3645363003					94,6		3/4" 16 UNF	25°	160x10
Tube Yoke (Centering dia. for U-Joints fully machined)	3645363001					94,6		M20	25°	160x10
Tube (Length 1 meter)	3831600010									160x10
Bolt	3815030007			12 Point Head HWD 88,9-63,5 useful				3/4" 16 UNF		
Bolt	3815030006			12 Point Head HWD 90-52 useful				M20		
Short couple without U-joint	3697704000				YS	396,6	100	M20	25°	

\*Legend: Lube= u-joint with nipple, relube SF= u-joint w/o nipple, prelube service free

All applications must be approved by DANA. Specifications and/or design are subject to change without notice or obligation.







**Dana in the Aftermarket** As the leading aftermarket supplier with a global footprint and local presence, Dana can support you wherever you are in the world. Committed to providing the service you need, our global, dedicated team delivers the quality components you demand, with a wide range of solutions to better suit your needs.

Our commitment to service has been part of the Dana heritage for more than a century. For decades we have been working side-by-side with virtually every major vehicle manufacturer in the world, so we can deliver the right mix of components and services to maximize the return on your investment.

Dana proudly serve the agriculture, construction, marine, racing and performance, industrial equipment, automotive and light truck, medium and heavy-duty truck, mining, and material handling markets.



**SPICER**  
Heavy Trucks

Axles  
Drivshafts  
Off-Highway Transmissions

**VICTOR REINZ**  
Truck Parts

Gaskets and Seals  
Cylinder-Head Cover Gaskets  
Thermal-Acoustic Protective Shielding

**LONG**  
Truck Parts

Transmission Oil Coolers  
Engine Oil Coolers  
Battery Coolers



### About Dana Holding Corporation

Dana is a world-leading supplier of driveline, sealing, and thermal-management technologies that improve the efficiency and performance of passenger, commercial, and off-highway vehicles with both conventional and alternative-energy powertrains. Our global network of engineering, manufacturing, and distribution facilities provides original-equipment and aftermarket customers with local product and service support. Founded in 1904, we employ thousands of people across five continents.