


SPICER®




Spicer®

Wing™ Series

Products






Spicer® Wing™ Series Performance that begins where the pavement ends, our Spicer wing bearing style driveshafts are designed for longer life, minimal maintenance, and lower operating costs. Spicer driveshafts include the most comprehensive range of wing style driveshafts available today. With torque capacities (elastic limit) ranging from 3280 Nm to more than 120600 Nm and lubrication packages ranging from extended to permanently lubricated, Spicer has the right driveshaft to fit all your off-highway needs.

Spicer Wing™ Series Innovations Include:

- Forged cross
- Case hardening process for strength
- Sealed slip spline system
- Triple lip seal, thrust washer, and seal guard package
- Reduced maintenance
- Increased torque capacity



Spicer Italcardano (Wing™ Series) Relubrication* Intervals


Type of Component	Wing™ Series Type
Standard U-Joint Kit	12 months or 2,000 Duty Hours
Permanently Lubricated U-Joint Kit	Not Required
Sliding Coupling with Anti-Friction Coating	Not Required (12 months)
Sliding Coupling without Anti-Friction Coating	6 months or 1,000 Duty Hours

* Grease for this product should follow DIN 51825-KP2-K20 Specifications

►
*Dana quality —
 tested and proven
 in agriculture,
 construction, forestry
 and mining.*



Spicer® Wing™ Series Features and Benefits



Spicer Wing-in-a-Box Kit

- 1 The slip yoke tube contains a welded plug.
- 2 The slip yoke assembly contains a state-of-the-art rubber seal.
- 3 The Spicer wing bearing shaft is manufactured with an involute spline, resulting in a larger surface area, better torque transfer, reduction of broken back instances, and reduced NVH.
- 4 The involute spline shaft has an anti-friction coating.
- 5 The tube yoke is solid, preventing contamination from entering the driveshaft tubing.
- 6 Wing-in-a-Box kit, which includes two (2) u-joints, one (1) slip joint assembly, one (1) tube yoke, and eight (8) bolts.

Moving Heaven and Earth to Prove Our Commitment As the world leader in driveshafts and related components, we never stop looking for better solutions. We understand the need for consistent performance and support in the off-highway world. That's why Spicer engineers are committed to finding better ways to meet the needs of off-highway and industrial customers. With an unfaltering dedication to technology and innovation, Spicer offers the most advanced, broadest range of driveline components available.

Spicer® Wing™ Series U-Joints

OE Service-Free U-Joint –

- **Application engineered** to meet the specific demands of the vehicle.
- Manufactured with **premium materials and processes** to ensure durability and superior performance.
- **Pre-lubricated and sealed** at the factory to seal out contaminants and eliminate maintenance.
- Above features extend u-joint life while lowering maintenance and operational costs.

OE U-Joint –

- **Application engineered** to meet the specific demands of the vehicle.
- Manufactured with **premium materials and processes** to ensure durability and superior performance.
- Design includes a grease fitting to **allow for contaminants purge** during preventative maintenance routines.



Wing™ Series Application Chart

Series	Application	Service-Free U-Joint	Greasable U-Joint
4C		5-4211X	5-4111X
5C		5-5211X	5-5111X
6C		5-6211X	5-6111X
7C		5-7211X	5-7111X
8C		5-8211X	5-8111X
8.5C		5-85211X	5-85111X
9C		5-9211X	5-9111X
10C		5-10211X	5-10111X
11C		5-11211X	5-11111X
12C		5-12211X	5-12111X
12.5C		X	5-125111X
14C		5-14211X	5-14111X
14.5C		5-145211X	5-145111X
15C		5-15211X	5-15111X

Legend



Torque by Series

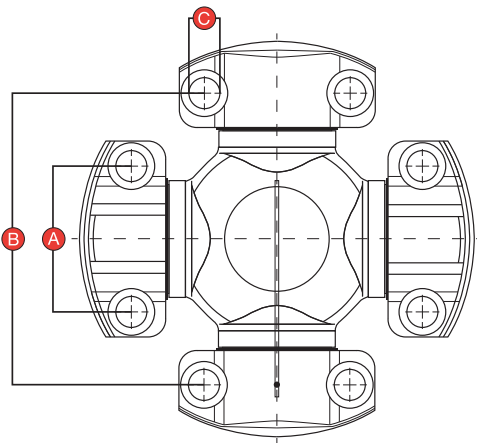
Series	Size	Tcs (Nm)	Tcs (lb. ft.)
108M40	4C	3280	2419
115M50	5C	5650	4167
140M60	6C	7230	5332
148M70	7C	10700	7891
206M80	8C	15500	11432
165M85	8.5C	20300	14972
209M90	9C	27400	20209
213M100	10C	39700	29281
222M110	11C	41600	30682
288M120	12C	62200	45876
280M220	12.5C	82800	61070
339M140	14C	120600	88950
310M230	14.5C	108200	79804
260M150	15C	75400	55612

Tcs – Functional Limit Torque

This represents the maximum torque possible to be transferred through the driveshaft without any lowering in the function of the driveshaft assembly, for example:

- No yielding in any of the assembly parts.
- No plastic deformation affecting the assembly negatively.
- No plastic deformation on the components of the Unit Pack assembly affecting the durability negatively.

Wing™ Series Identification



Series	A	B	C
4C	36.52mm (1.44 in.)	87.32mm (3.44 in.)	8.75mm (0.34 in.)
5C	42.90mm (1.69 in.)	88.90mm (3.50 in.)	10.50mm (0.41 in.)
6C	42.90mm (1.69 in.)	114.30mm (4.50 in.)	10.50mm (0.41 in.)
7C	49.20mm (1.94 in.)	117.48mm (4.63 in.)	13.50mm (0.53 in.)
8C	49.20mm (1.94 in.)	174.60mm (6.87 in.)	13.50mm (0.53 in.)
8.5C	71.44mm (2.81 in.)	123.83mm (4.88 in.)	13.50mm (0.53 in.)
9C	71.44mm (2.81 in.)	168.25mm (6.62 in.)	13.50mm (0.53 in.)
10C	92.10mm (3.63 in.)	165.10mm (6.50 in.)	17.00mm (0.67 in.)
11C	88.90mm (3.50 in.)	172.70mm (6.80 in.)	20.00mm (0.79 in.)
12C	92.10mm (3.63 in.)	241.35mm (9.50 in.)	15.00mm (0.59 in.)
12.5C	92.00mm (3.62 in.)	227.00mm (10.63 in.)	19.00mm (0.75 in.)
14C	134.88mm (5.31 in.)	270.00mm (10.63 in.)	19.00mm (0.75 in.)
14.5C	107.00mm (4.21 in.)	252.00mm (9.92 in.)	24.00mm (0.94 in.)
15C	100.00mm(3.938 in.)	273.00mm (10.748 in.)	21.00mm (.827 in.)

SPICER[®]

