

FX
PRODUCTS™



TWENTYEIGHTEEN



LED LIGHTING

Light Bars	2-3
Cube + Work Lights.....	4
LED Light Display + Taillight Bars	5

TONNEAU COVERS

Tonneau Covers Soft Rolling.....	6
Tonneau Covers Soft Trifold.....	7
Tonneau Covers Standard Flush Mount Hard Trifold.....	8
Tonneau Covers Premium Flush Mount Hard Trifold	9
Bed Liners.....	10
Bed Mats.....	11
Bed Rails.....	12

STEP BARS & RUNNING BOARDS

3" Round Premium Step Bars + 3" Round Step Bars.....	13-14
3" Round Wheel-To-Wheel Step Bars.....	15
4" Oval Bent End Step Bars NEW!	15
4" Round Step Bars + 4" Round Wheel-To-Wheel Step Bars.....	16
4" Trapezoid Step Bars + 4" 2 Piece Trapezoid Step Bars NEW!	17
4" Oval Step Bars.....	18
4.5" Oval Straight Step Bars.....	19
5" Oval Premium Step Bars.....	19
5" Oval Straight + Bent End Step Bars.....	20
5" Oval Wheel to Wheel Step Bars.....	21
6" Oval Straight.....	21
6" Oval Bent End Step Bars + 6" Step Board.....	22
SUV Running Boards, Van and Work Truck Running Boards	23
Aggressive; Running Boards + Rear Bumper Steps + Hitch Steps NEW!	24
Hoop Steps + Full Length Hoop Step with Bed Step	25

BUMPERS & GUARDS

Extreme Grille Guards.....	26
Standard Grille Guards.....	27
3" Bull Bars + 3.5" Oval Bull Bars	
+ 3.5" Oval Bull Bar with Double Row Light Bar.....	28
Full Replacement Front and Rear Bumpers.....	29
Light Duty Front and Rear Bumpers	30-31
Heavy Duty Front and Rear Bumpers	32-33

ACCESSORIES FOR JEEP®

Roof Racks + Bumpers + Guards + Fender Flares + Doors NEW!	34-37
---	-------

RECOVERY

REFLEX Series Winches	38
Winch Accessories.....	39
ATV/UTV Winches.....	40-41

TrailFX.....	2-61
FX Wheels	62-65
ProEFX.....	66-71
SpeedFX.....	72-83

CARGO MANAGEMENT

Cargo Management Products.....	42-43
Headache Racks + Taillight Guards.....	44
Receiver Hitches.....	45
Truk-Boot™, Turbo-Rack®, Universal Ladder Racks, Extend-A-Truck™	46
Heavy Duty Contractor Rack NEW!	47

TOOL BOXES

Trail Lock® Tool Boxes NEW!	49
Aluminum Tool Boxes.....	50-52
Steel Tool Boxes.....	53-54
Aluminum + Steel Transfer Tanks	55

PLASTICS

Fender Flares.....	56
Hood Protectors	57
Hood Scoops.....	57
Window Vents.....	58-59

SUSPENSION

Leveling Kits.....	60
Mid-Lift Suspension Kits NEW!	61

FX WHEELS

Truck Wheels	62
Car Wheels	63
Truck/Car Wheel Fitment	64-65
Wheel Caps, Wheel Spacers + Accessories.....	65

PROEFX

Tow Mirrors.....	66
Roll Pans.....	67
Replacement Grilles.....	68-69
Cowl Hoods.....	70-71

SPEEDFX

Mufflers.....	72-74
Exhaust Tips.....	75
Engine Products.....	76-83

MARKETING

Displays + Plan-O-Grams NEW!	84
---	----

WHEREVER YOU GO...GO FX!

TRAILFX

SINGLE ROW AND DOUBLE ROW LED LIGHT BARS

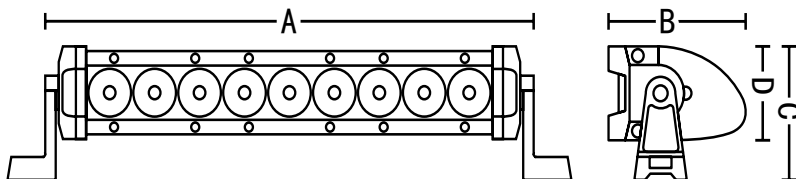
Add a unique and custom look to any vehicle with a single or double row light bar in sizes ranging from 6" through 54". Everything needed from wiring to brackets, all in one package.

STANDARD

- Voltage : 9-32V
- Color Temperature: 6000K
- Service Life: 30000 hrs
- IP67 Rated
- CE & RoHS Approved
- Die Cast Aluminum Housing
- Cree Chip: Single Row (5W); Double Row (3W)
- Beam Angle: Spot (8°); Flood(120°); Combo (8° / 120°)
- Clear PC Lens



Part #	Size	Beam Pattern	Length (A)	Width (B)	Height w/mount (C)	Height w/o mount (D)	Number of LEDs	Lumens (Raw)	Lumens (Effective)
SINGLE ROW STRAIGHT BAR									
1108131	8"	Spot	7.60	3.35	2.80	1.97	6	3000 lm	1400 lm
1108141	8"	Flood	7.60	3.35	2.80	1.97	6	3000 lm	1350 lm
1110131	10"	Spot	10.80	3.35	2.80	1.97	9	4500 lm	2200 lm
1110141	10"	Flood	10.80	3.35	2.80	1.97	9	4500 lm	2100 lm
1110151	10"	Combo	10.80	3.35	2.80	1.97	9	4500 lm	2100 lm
1120131	20"	Spot	20.00	3.35	2.80	1.97	18	9000 lm	4658 lm
1120141	20"	Flood	20.00	3.35	2.80	1.97	18	9000 lm	4246 lm
1120151	20"	Combo	20.00	3.35	2.80	1.97	18	9000 lm	4245 lm
1130151	30"	Combo	30.00	3.35	2.80	1.97	27	13500 lm	5435 lm
1140151	40"	Combo	40.00	3.35	2.80	1.97	36	18000 lm	6878 lm
DOUBLE ROW STRAIGHT BAR									
1306151	6"	Combo	6.00	3.41	4.80	3.09	12	2880 lm	1694 lm
1312151	12"	Combo	12.00	3.41	4.80	3.09	24	5760 lm	3016 lm
1320151	20"	Combo	20.00	3.41	4.80	3.09	40	9600 lm	4848 lm
1330151	30"	Combo	30.00	3.41	4.80	3.09	60	14400 lm	8468 lm
1340151	40"	Combo	40.00	3.41	4.80	3.09	80	19200 lm	11136 lm
1350151	50"	Combo	50.00	3.41	4.80	3.09	96	23040 lm	13548 lm
DOUBLE ROW CURVED BAR									
1420151	20"	Combo	20.00	3.86	4.80	3.09	40	9600 lm	4848 lm
1430151	30"	Combo	30.00	4.39	4.80	3.09	60	14400 lm	8468 lm
1440151	40"	Combo	40.00	5.14	4.80	3.09	80	19200 lm	11136 lm
1450151	50"	Combo	50.00	5.90	4.80	3.09	96	23040 lm	13548 lm
1454151	54"	Combo	54.00	6.30	4.80	3.09	104	24960 lm	14677 lm



Kit Includes: Single light, wiring harness with moisture-proof Deutsch connector, mounting bracket with hardware and tools, LED switch and installation instructions.



PREMIUM SINGLE ROW AND DOUBLE ROW LED LIGHT BARS

Premium Series LED light bars include a combo beam pattern with side emitting LED reflector technology and gore breathers. The die cast aluminum construction with clear polycarbonate lens has an aerodynamic design to reduce wind noise while driving. Both side and bottom mounting hardware are included as well wiring harness, relay, 30A illuminated LED switch and black light cover.

Part #	Size	Beam Pattern	Length (A)	Width (B)	Height w/mount (C)	Height w/o mount (D)	Number of LEDs	Lumens (Raw)	Lumens (Effective)
SINGLE ROW STRAIGHT BAR									
2SRS20CC01	20"	Combo	20.3"	2.50"	3.34"	2.67"	18	6300 lm	4535 lm
2SRS30CC01	30"	Combo	32.6"	2.50"	3.34"	2.67"	30	10500 lm	7558 lm
2SRS40CC01	40"	Combo	42.9"	2.50"	3.34"	2.67"	40	14000 lm	10078 lm
2SRS50CC01	50"	Combo	51.10"	2.50"	3.34"	2.67"	48	16800 lm	12093 lm
DOUBLE ROW STRAIGHT BAR									
2DRS20CC01	20"	Combo	22.17"	3.26"	3.17"	2.76"	40	11590 lm	6954 lm
2DRS30CC01	30"	Combo	32.20"	3.26"	3.17"	2.76"	60	17472 lm	10483 lm
2DRS40CC01	40"	Combo	42.24"	3.26"	3.17"	2.76"	80	23265 lm	13959 lm
2DRS50CC01	50"	Combo	50.28"	3.26"	3.17"	2.76"	100	28987 lm	17392 lm
DOUBLE ROW CURVED BAR									
2DRC20CC01	20"	Combo	22.25"	3.26"	3.17"	2.76"	40	11590 lm	6954 lm
2DRC30CC01	30"	Combo	32.30"	3.26"	3.17"	2.76"	60	17472 lm	10483 lm
2DRC40CC01	40"	Combo	42.30"	3.26"	3.17"	2.76"	80	23265 lm	13959 lm
2DRC50CC01	50"	Combo	50.22"	3.26"	3.17"	2.76"	96	27955 lm	16773 lm
2DRC54CC01	54"	Combo	52.20"	3.26"	3.17"	2.76"	100	28987 lm	17392 lm

Kit Includes Mounting brackets, wiring harness, relay, 30A illuminated LED switch and black light cover.



PREMIUM

Features:

- Voltage : 9-32V
- Color Temperature: 6000K
- Service Life: 30000 hrs
- IP68 Rated
- CE & RoHS Approved
- Die cast Aluminum Housing
- Philips Chip : Single Row (5W); OSRAM Chip : Double Row (3W)
- Beam Angle : Spot (8°); Flood(120°); Combo (8° / 120°)
- Clear PC Lens



LED CUBE LIGHTS & WORK LIGHTS

Part #	Package Content	Beam Pattern	Beam Angle	Lumens (Raw)	Lumens (Effective)
6" LED 18W WORK LIGHT					
2116131	Single	Spot	25°	1260 lm	1000 lm
2116141	Single	Flood	90°	1260 lm	850 lm
3" LED CUBE LIGHT					
2122131P	Pair	Spot	8°	960 lm	727 lm
2122141P	Pair	Flood	90°	960 lm	596 lm
2122131	Single	Spot	8°	960 lm	727 lm
2122141	Single	Flood	90°	960 lm	596 lm
3" LED FLUSH MOUNT CUBE LIGHT					
2122142P	Pair	Flood	90°	960 lm	596 lm
3" LED 18W CUBE LIGHT					
2123141	Single	Flood	90°	1440 lm	879 lm
2123141P	Pair	Flood	90°	1440 lm	879 lm
2123131	Single	Spot	8°	1440 lm	1045 lm
2123131P	Pair	Spot	8°	1440 lm	1045 lm

Features:

- IP67 rated
- Cree Chips Technology
- Sleek design
- 6,000K color temperature
- Low power consumption
- Over 30,000 hours of usage
- Die-cast aluminum housing
- Various mounting options



Kit Includes Wiring harness, mounting bracket/tools, inside operation switch, installation instructions and warranty information.



**NEW
PRODUCT**

COUNTER TOP DISPLAY

Increase LED light sales and show TrailFX LED lights with confidence using this new interactive counter top display. Designed to hold two 20" light bars and two 3" cube lights, this display comes with a power inverter, four on/off switches, and a pre-applied header graphic. Lights sold separately.

Display dimensions: 24" tall x 26.5" wide.
PART # LLD001



TAILGATE LIGHT BARS

- 5-function LED tailgate light bar includes drive light, reverse, brake light, left turn indicator, and right turn indicator
- 6-function LED tailgate light bar includes all the features of the 5-function light bar plus sequential turn signals
- Bulb color - red brake/red running/red hazard/amber sequential turn signals/white reverse
- Temperature, humidity, and rain-resistant
- SAE and D.O.T. compliant
- Aluminum mounting surface that won't sag
- Flat low-profile design
- Slight smoke tint to lens keeps the light bar stealthy when it is not lit
- Limited 90 day warranty



Part #	Description	Type
0026415X	50" Tailgate Sequence Direction Light Bar	5 function
0026416X	60" Tailgate Sequence Direction Light Bar	6 function
0026415	50" Tailgate 5 Way Light Bar	5 function
0026416	60" Tailgate 5 Way Light Bar	6 function



SOFT ROLLING COVER

Our soft rolling cover offers Velcro® side attachments and allows the support bows to roll up with the fabric. It installs neatly inside the rail with bolt-on clamps, and features durable painted aluminum construction and vinyl tarp.

- Sleek, low profile appearance
- Easy installation and use
- Superior Velcro® fastening
- Four-way sealing system
- Full bed utility
- Secure rear latching system



Part #	Year	Model
CHEVROLET / GMC FULL SIZE		
TFX1201	07-13	XSB
TFX1202	07-13	Small Bed
TFX1203	07-13	Long Bed
TFX1204	14-18	1/2 Ton
TFX1205	14-18	1/2 Ton
TFX1206	14-18	1/2 Ton
TFX1207	04-07	XSB
TFX1208	99-07	Small Bed
TFX1209	99-07	Long Bed
DODGE		
TFX2201	09-18	Ram 1500 XSB
TFX2202	02-08	Ram 1500 SB
TFX2203	09-18	Ram 1500 SB
TFX2204	02-08	Ram 1500 LB
TFX2205	09-18	Ram 1500 LB
FORD		
TFX3201	08-16	Superduty Short Bed
TFX3202	08-16	Superduty Long Bed
TFX3203	04-14	F-150 XSB
TFX3204	15-18	F-150 XSB
TFX3205	04-14	F-150 SB
TFX3206	15-18	F-150 SB
TFX3207	04-14	F-150 LB
TFX3208	15-18	F-150 LB



SOFT FOLDING TRIFOLD COVER

This easy to use is all self-contained so there are no side rails to install. J-style cam lever clamps are integrated into the cover, which features a painted aluminum frame and vinyl tarp.

- Quick and easy to use - just fold and go
- No assembly required - no tools or damage to bed
- Quality construction with only the best materials
- Superior clamping system
- All-weather seals keep cargo protected and dry



PART # TFX3312



Part #	Year	Model	Bed Size
CHEVROLET / GMC			
TFX1001	04-12	Canyon / Colorado	5'
TFX1002	04-12	Canyon / Colorado	6'
TFX1003	07-13	NB Silverado	5' 6"
TFX1004	04-07	Classic Silverado	5' 6"
TFX1005	07-13	Chevrolet New Body	6' 6"
TFX1006	07-13	Chevrolet New Body	8'
TFX1007	99-07	Classic HD	8'
TFX1008	99-07	Classic HD	6' 6"
TFX1009	14-18	Silverado / Sierra 1500	5' 7"
TFX1010	14-18	Silverado / Sierra 1500	5' 5"
TFX1011	14-18	Silverado	8'
TFX1112	15-18	Canyon / Colorado	5"
TFX1113	15-18	Canyon / Colorado	
DODGE			
TFX2001	09-18	Ram	5' 7"
TFX2002	09-18	Ram	6' 4"
TFX2003	09-18	Ram	8'
TFX2004	03-08	Ram 1500 /2500	8'
TFX2005	03-08	Ram 1500 /2500	6' 5"
TFX2006	05-11	Dakota	5' 3"
TFX2007	05-11	Dakota	6' 6"
FORD			
TFX3001	04-08	F 150	5' 6"
TFX3002	09-14	F 150	5' 6"
TFX3003	04-08	F 150	6' 6"
TFX3004	09-14	F 150	6' 6"
TFX3005	04-08	F 150	8'
TFX3006	09-14	F 150	8'
TFX3007	99-16	F- Superduty	8'
TFX3008	99-16	F- Superduty	6' 6"
TFX3009	82-11	Ranger	6' 6"
TFX3312	15-18	F 150	5' 5"
TFX3313	15-18	F 150	6' 5"
TFX3314	15-18	F 150	8'
NISSAN			
TFX4001	05-18	Frontier	5'
TFX4002	05-18	Frontier	6'
TFX4003	04-15	Titan	5' 6"
TFX4004	04-15	Titan	6' 6"
TOYOTA			
TFX5001	05-15	Tacoma	5'
TFX5002	05-15	Tacoma	6'
TFX5003	07-13	Tundra	6' 6"
TFX5004	07-13	Tundra	5' 6"
TFX5005	07-13	Tundra	8'

Limited Lifetime Warranty - TrailFX tonneau covers carry a Limited Lifetime Warranty to the original owner. Install it, and you're done!

STANDARD FLUSH MOUNT HARD TRIFOLD

- Three panel, solid surface design
- Three riding positions: closed, 1/3, or 2/3 open.
- Strong fiberglass reinforced polymer top skin with aluminum bottom skin
- Subtle, black textured finish
- Easy no-drill installation
- Mounts flush to bed rails using traditional brackets and slam latches
- 3 year warranty



Part #	Year	Model	Bed Size
CHEVROLET / GMC			
TFX1501	04-12	Colorado	5'
TFX1502	04-12	Colorado	6'
TFX1503	07-13	Silverado	5' 6"
TFX1504	04-06	Silverado	5' 8"
TFX1505	07-13	Silverado	6' 6"
TFX1506	07-13	Silverado	8'
TFX1507	99-06	Silverado	8'
TFX1508	99-06	Silverado	6' 6"
TFX1509	14-18	Silverado	5' 6"
TFX1510	14-18	Silverado	6' 6"
TFX1511	14-18	Silverado	8'
TFX1512	15-18	Colorado	6'
TFX1513	15-18	Colorado	5'
DODGE			
TFX2501	09-18	Ram	5' 7"
TFX2502	09-18	Ram	6' 4"
TFX2503	09-18	Ram	8'
TFX2504	02-08	Ram	8'
TFX2505	02-08	Ram	6' 6"
TFX2506	05-11	Dakota	5' 3"
TFX2507	05-11	Dakota	6' 6"
FORD			
TFX3501	04-08	F 150	5' 6"
TFX3502	09-14	F 150	5' 6"

Part #	Year	Model	Bed Size
TFX3503	04-08	F 150	6' 6"
TFX3504	09-14	F 150	6' 6"
TFX3505	04-08	F 150	8'
TFX3506	09-14	F 150	8'
TFX3507	99-16	F- Superduty	8'
TFX3508	99-16	F- Superduty	6' 8"
TFX3509	82-11	Ranger	6'
TFX3512	15-18	F 150	5' 6"
TFX3513	15-18	F 150	6' 6"
TFX3514	15-18	F 150	8'
NISSAN			
TFX4501	05-18	Frontier	5'
TFX4502	05-18	Frontier	6'
TFX4503	04-15	Titan	5' 6"
TFX4504	04-15	Titan	6' 6"
TOYOTA			
TFX5501	05-15	Tacoma	5'
TFX5502	05-15	Tacoma	6'
TFX5503	07-13	Tundra	6' 6"
TFX5504	07-13	Tundra	5' 6"
TFX5505	07-13	Tundra	8'
TFX5506	14-18	Tundra	6' 6"
TFX5507	14-18	Tundra	5' 6"
TFX5508	14-18	Tundra	8'



PART # TFX1528






PART # TFX1707



PREMIUM FLUSH MOUNT HARD TRIFOLD

- Three panel, solid surface design
- Four riding positions: closed, 1/3, or 2/3, or fully open.
- Matt black aluminum construction with carpeted under panels
- Finished tailgate edge with interior B-Light system
- Faster and easier no-drill installation
- Mounts flush to bedrails using L-rail mounting system
- 5 year warranty



Part #	Year	Model	Bed Size
CHEVROLET / GMC			
TFX1701	15-18	Colorado/ Canyon Crew Cab	5'
TFX1702	15-18	Colorado/ Canyon Extended Cab	6'
TFX1703	07-13	Silverado / Sierra 1500 Crew Cab (W/o Factory Bed Rail)	5' 7"
TFX1704	07-13	Silverado / Sierra 1500 Crew Cab (with Factory Bed Rail)	5' 7"
TFX1705	07-13	Silverado / Sierra 1500 (W/o Factory Bed Rail / W/o GM Cargo System)	6' 6"
TFX1706	99-06	Silverado / Sierra 1500 / 2500	6' 6"
TFX1707	14-18	Silverado / Sierra 1500	5' 7"
TFX1708	14-18	Silverado / Sierra 1500 / 2500	6' 6"
DODGE			
TFX2701	02-18	Ram 1500/ 2500/3500 Quad / Mega Cab (will not fit with RAM BOX)	6' 6"
TFX2702	09-18	Ram 1500 Crew Cab (will not fit with RAM BOX)	5' 6"
FORD			
TFX3701	04-14	F-150 Superduty Crew Cab	5.6"
TFX3702	04-14	F-150 Superduty Crew Cab	6' 6"
TFX3703	08-16	F-250/350 Superduty Cab	6.8"
TFX3704	15-18	F-150 Superduty Crew Cab	5' 6"
TFX3705	15-18	F-150 Superduty Crew Cab	6' 6"
NISSAN			
TFX4701	05-18	Frontier/ Navara (with Utili-Track System)	5'
TFX4702	07-15	Titan King Cab (with Utili-Track System)	6' 6"
TOYOTA			
TFX5701	05-15	Tacoma Double Cab (Tie down cleats not usable with cover installed)	5'
TFX5702	07-18	Tundra Crew Max (W/o Cargo Management System (Tie down cleats not usable with cover installed)	5' 6"
TFX5703	07-18	Tundra Crew Max (with Cargo Management System (Tie down cleats not usable with cover installed)	5' 6"
TFX5704	07-18	Tundra Crew Max (W/o Cargo Management System (Tie down cleats not usable with cover installed)	6' 6"
TFX5705	07-18	Tundra Crew Max (with Cargo Management System (Tie down cleats not usable with cover installed)	6' 6"
TFX5706	16-18	Tacoma Double / Crew Cab (Tie down cleats not usable with cover installed)	5'
TFX5707	16-18	Tacoma (Tie down cleats not usable with cover installed)	6'



BED LINERS

Protect your investment with a TrailFX bed liner. Thick ribbed construction provides superior protection and allows airflow between the bed liner and truck bed for moisture evaporation. Each bed liner is manufactured from model-specific molds that allow for the perfect fit and more cargo space than any other bed liner.

- Tailgate liners come equipped with cup holders
- Patented no-drill installation available for most bed liner applications
- Contains board holder slots for two-tier and compartmental loading
- Over-rail models provide protection of the truck bed rails
- Under-rail models allow for truck caps, tonneau covers, or aftermarket rail protectors

Your vehicle will look sharp with a molded TrailFX logo on the headwall.



Tailgate liners come equipped with cup holders, perfect for tailgating!

Our exclusive slip-resistant surface will keep your cargo in place... no need to buy a separate mat.

Under Rail	Over Rail	Tail Gate	Year	Model	Bed Type	Bed Size	Exclusion
CHEVROLET / GMC							
21006X	11006X	TG01X	99-06	Silverado / Sierra	L	8'	
21007X	11007X	TG01X	99-06 2007	Silverado / Sierra Silverado / Sierra Classic	S	6' 6"	
21009X		TG01X	04-06 2007	Silverado/Sierra Crew Cab Silverado / Sierra Crew Cab Classic	S	5' 6"	
21006X	11006X	TG01X	2007	Silverado/Sierra Classic	L	8'	
21020X		TG80X	07-13 07-14	Silverado / Sierra Silverado 2500HD / 3500 HD	L	8'	
21021X		TG80X	07-13	Silverado/Sierra w/Cargo Mgmt	L	8'	
21022X		TG80X	07-13 07-14	Silverado / Sierra Silverado 2500HD / 3500 HD	Std	6' 6"	
21024X		TG80X	07-13 14-18	Silverado / Sierra Silverado1500 / Sierra 1500	S	5' 8"	•
21026X			14-18	Silverado1500 / Sierra 1500	S	5' 7"	•
21027X			14-18	Silverado 1500/2500/3500 Sierra 1500/2500/3500	Std	6' 6"	•
21028X			14-18	Silverado 1500/2500/3500 Sierra 1500/2500/3500	L	8'	•
21106X		TG02X	04-12	Colorado / Canyon	S	6'	
21107X		TG02X	04-12	Colorado / Canyon	S	5'	
21112X			15-18	Colorado / Canyon	S	5'	
21114X			15-18	Colorado / Canyon	S	6'	
DODGE							
22014ZX	12014ZX	TG58X	02-08 03-09	Ram DR - 1500 Series Ram DR - 2500HD / 3500HD	L	8'	
22014ZZX		TG59X	09-18 10-18	Ram DS - 1500 Series Ram DS - 2500HD / 3500HD	L	8'	
22016ZX	12016ZX	TG58X	02-08 03-09	Ram DR - 1500 Series Ram DR - 2500HD / 3500HD	S	6' 4"	
22016ZZX		TG59X	09-18 10-18	Ram DS - 1500 Series Ram DS - 2500HD / 3500HD	S	6' 4"	

• Sierra without cargo lamp. •• Sierra with cargo lamp.


S=Short, L=Long, Std=Standard

Under Rail	Over Rail	Tail Gate	Year	Model	Bed Type	Bed Size
DODGE CONT.						
22017X		TG59X	09-18	Ram DS - 1500 Series	S	5' 7"
22107X		TG59X	00-04	Dakota Quad Cab	S	5' 6"
22108X		TG53X	7.5-11	Dakota W/o Spoiler	S	6' 6"
22110X		TG53X	7.5-11	Dakota Quad Cab w/o Spoiler	S	5' 6"
FORD						
23004X		TG09X	97-03	F-150	S	6' 6"
23006X		TG09X	99-16	F-250/350/450	L	8'
23006ZX		TG10X	08-16	F-250/350/450 w/Bed Extender	L	8'
23007X		TG09X	99-16	F-250/350/450	S	6' 6"
23010ZX		TG99X	04-14	F-150 w/o Cargo Mgmt	L	8'
23011ZX		TG99X	04-14	F-150 w/o Cargo Mgmt	S	6' 6"
23012ZX		TG99X	04-14	F-150 Super Crew w/o Cargo Mgmt	S	5' 6"
23013X		TG26X	04-09	F-150 Flareside	S	6' 6"
23016X		TG98X	15-18	F150	S	5' 6"
23017X		TG98X	15-18	F150	Std	6' 6"
23018X		TG98X	15-18	F150	L	8'
23019X		TG93X	17-18	F250/350 Superduty	Std	6' 9"
23020X		TG93X	17-18	F250/350 Superduty	L	8'
23104X		TG11X	97-11 01-11	Ranger / Ranger XLT Ranger Edge / Sports Edition	S	6'
MAZDA						
23104X		TG11X	97	B-Series with tie downs	S	6'
23104X		TG11X	98-10	B-Series	S	6'
MITSUBISHI						
22106ZX		TG53X	06-07	Raider Club Cab	S	6' 6"
22107ZX		TG53X	06-07	Raider Club Cab	S	5' 6"
22108X		TG53X	08-09	Raider Club Cab w/o Spoiler	s	6' 6"
22110X		TG53X	08-09	Raider Quad Cab w/o Spoiler	s	5' 6"

TRUCK BED MATS

Protect your truck bed easily and quickly with TrailFX bed mats. Each application is custom molded to match the truck bed. Universal applications and tailgate protectors are also available for vehicles without a direct fit option. The textured pebble surface of the mat helps reduce shifting of items while driving and raised ribs ease the loading and unloading of cargo.

- Underside allows for drainage to keep truck bed dry to prevent mildew
- Made of high strength Nyracord®
- 3/8" thick
- Will not crack or break



TEXTURED PEBBLE SURFACE
Textured pebble surface helps reduce shifting, while raised ribs ease loading and unloading of cargo.

TRUCK BED

Part #	TailGate Part	Year	Application	Bed Size
CHEVROLET / GMC				
210D		73-87	Full Size (RV 4-Door 1988-91)	8'
222D	T	94-03	S-10 /S-15	6'
500D	M	88-98	C/K Series	8'
501D	M	88-98	C/K Series	6' 6"
505D	P	88-06	Sportside, Full Size	6' 6"
580D	M	99-06	Silverado / Sierra (also 2007 Classic)	8'
585D	M	99-06	Silverado / Sierra (also 2007 Classic)	6' 6"
610D	W	04-13	Colorado / Canyon	6'
611D	W	04-13	Colorado / Canyon Crew Cab	5'
612D	M	04-06	Silverado / Sierra Crew Cab (also 2007 Classic)	5.5'
619D	V	07-18	Silverado / Sierra Crew Cab	5.5'
620D	V	07-18	Silverado / Sierra	6' 6"
621D	V	07-18	Silverado / Sierra	8'
628D	C	15-18	Colorado / Canyon Crew Cab	5'
629D		15-18	Colorado / Canyon	6'
DODGE				
600D	U	03-16	Ram 1500 / 2500 / 3500 (also 2002 Ram 1500)	8'
601D	U	03-16	Ram 1500 / 2500 / 3500 (also 2002 Ram 1500)	6' 6"
626D		09-16	Ram Box Model	5.7'
231D	S	94-01	Ram 1500 / 2500 / 3500 (also 2002 Ram 2500 / 3500)	8'
229D	S	94-01	Ram 1500 / 2500 / 3500 (also 2002 Ram 2500 / 3500)	6' 6"
234D	X,N	87-11	Dakota, Regular Cab / Club Cab	6' 6"
237D	X	05-11	Dakota Quad Cab	5'
FORD				
632D	D	15-18	F150	8'
631D	D	15-18	F150	6' 6"
630D	D	15-16	F-150 Super Crew	5' 6"
520D	E	04-14	F-150 Regular Cab / Super Cab / Super Crew	8'
521D	E	04-14	F-150 Regular Cab / Super Cab / Super Crew	6' 6"
522D	E	04-14	F-150 Super Crew	5' 6"
550D	J	97-03	F-150 / F-250 HD	8'
555D	J	97-03	F-150 / F-250 HD	6' 6"

Part #	TailGate Part	Year	Application	Bed Size
FORD CONT.				
240D	H	74-96	Full Size (Also F-250 Super Duty 1997)	8'
241D	H	74-96	Full Size (Also F-250 Super Duty 1997)	6' 6"
565D	J	99-16	F-250/ F-350 Super Duty	8'
570D	J	99-16	F-250/ F-350 Super Duty	6' 6"
560D	Y	97-14	Flare Side, Full Size	6' 6"
340D	Q	82-12	Ranger	7'
342D	Q	82-12	Ranger	6'
343D	Q	93-12	Ranger Splash / Edge Flareside	6'
622D		07-10	Explorer Sport Trac	4'
HONDA				
617D		06-15	Ridgeline	5'
ISUZU				
222D	T	96-14	Hombre	6'
MAZDA				
340D	Q	94-12	B Series	7'
342D	Q	94-12	B Series	6'
MITSUBISHI				
234D		87-13	Raider	6' 6"
237D		05-13	Raider	6'
NISSAN				
614D		04-14	Titan King Cab / Crew Cab	6' 6"
615D		05-12	Frontier King Cab / Crew Cab	6'
TOYOTA				
625D	I	07-17	Tundra Regular Cab / Access Cab / Double Cab	8'
624D	I	07-17	Tundra Regular Cab / Access Cab / Double Cab	6' 6"
623D	I	07-17	Tundra Regular Cab / Access Cab / Double Cab	5' 6"
590D	Z	00-06	Tundra Regular Cab / Access Cab / Double Cab	6' 6"
616D	I	05-15	Tacoma Regular Cab / Access Cab / Double Cab	6'
602D	Z	01-04	Tacoma Double Cab	5'
335D	Z	89-04	Tacoma / Standard Pickup / Regular Cab / Access Cab	6'
UNIVERSAL				
405D	K	All	Bed Mat - 60" x 84" : Tailgate - 64.50" x 17.75"	
400D	G	All	Bed Mat - 72" x 98" : Tailgate - 53" x 15"	

TRUCK BED RAILS

STAKE POCKET MOUNT

Give your truck a stylish look while securing your cargo with our bolt-on bed rails.

- Fit your bed pockets perfectly
- Easy do-it-yourself installation with hand tools
- Custom fit for each application
- 2" diameter tubing
- Highly polished, mirror-finish 304 rust-proof stainless steel construction
- The perfect combination when used with other stainless steel accessories
- Limited lifetime warranty



PSS Part #	Black Part #	Year	Model
CHEVROLET / GMC			
D0006S	D0006B	07-13	Silverado / SIERRA 1500LT 5.6ft. Short Bed (07-On W/New Body Style)
D0008S	D0008B	07-13 07-15	Silverado / Sierra 1500 8ft. Long Bed (07-On W/New Body Style) Silverado / Sierra 2500/3500 8ft. Long Bed (07-On W/New Body Style)
D0009S	D0009B	07-13 07-15	Silverado / Sierra 1500 6.5ft. Standard Bed (07-On W/New Body Style) Silverado / Sierra 2500/3500 6.5ft. Standard Bed (07-On W/New Body Style)
D0001S	D0001B	14-18	Silverado/Sierra 1500 With 6.5' Standard Bed
D0002S	D0002B	14-18	Silverado/Sierra 1500 With 5.5' Short Bed
FORD / TOYOTA			
1699124921	1699124923	92-11 00-06	Ranger 6ft. Standard Bed Tundra 6.4ft Standard Bed
DODGE			
D0010S	D0010B	94-15 94-15 06-08	Ram 1500 6ft. STANDARD BED (Will not fit 1500 Crew Cab W/5.4ft Short Bed) Ram 2500/3500 6.4ft. STANDARD BED Ram MEGA CAB 6.4ft. STANDARD BED
CHEVROLET			
D0007S	D0007B	99-06 01-05	Silverado 1500/2500LD 6.5ft. Standard Bed (Will not fit 04-06, 07 Classic 1500 Crew Cab W/5.5ft Short Bed) Silverado 2500HD/3500 6.5ft. Standard Bed

TRUCK BED RAILS

DRILL MOUNT

- 2" diameter tubing
- Highly polished, mirror-finish 304 rust-proof stainless steel construction
- For aesthetic use only
- Limited lifetime warranty



PSS Part #	Black Part #	Model
UNIVERSAL		
1699036091		36" Universal Drill Mount Bed Rail
1699060091	1699060093	60" Universal Drill Mount Bed Rail
1699475091	1699475093	47.5" Universal Drill Mount Bed Rail
1699675091		67.5" Universal Drill Mount Bed Rail

3" ROUND PREMIUM STEP BARS

These 3" step bars are made of T304M marine grade stainless steel tubing and include ABS injection molded plastic step plates and vehicle specific stainless steel brackets and hardware. They are available for the most popular trucks, SUVs and CUVs.

- Constructed from marine grade T304 stainless steel
- Stainless steel brackets and hardware
- Dual step for 2 or 4 door pickups
- Black plastic end caps
- Body or rocker panel mount
- Weight carrying capacity: 300 lbs.
- Limited lifetime warranty

STEP BARS

Part #	Year	Model	Mount type
CHEVROLET / GMC			
A0402SS	01-17	Silverado/Sierra 1500/2500/3500 Crew Cab	Body Mount
A0401SS	99-17	Silverado / Sierra 1500/2500/3500 Ext Cab	Body Mount
	01-17	Silverado / Sierra 1500/2500/3500 Ext Cab	Body Mount
DODGE			
A0409SS	09-17	Ram 1500 Quad Cab	Rocker Panel
A0410SS	09-17	Ram 1500 Crew Cab	Rocker Panel
	10-17	Ram 2500/3500/4500/5500 Crew Cab	Rocker Panel
FORD			
A0405SS	09-14	F150 Super Crew Cab	Rocker Panel
A0406SS	15-17	F150 Super Crew Cab	Rocker Panel
A0403SS	09-14	F150 Super Crew Cab	Rocker Panel

Part #	Year	Model	Mount type
FORD (CONTINUED)			
A0415SS	15-17	F150 Super Cab	Rocker Panel
	15-17	F250/350/450/550 Superduty Super Cab	Rocker Panel
A0407SS	99-16	F250/350/450/550 Superduty Super Cab	Rocker Panel
A0408SS	99-16	F250/350/450/550 Superduty Crew Cab	Rocker Panel
A0416SS	2017	F250/350/450/550 Superduty Crew Cab	Rocker Panel
TOYOTA			
A0411SS	05-17	Tacoma Access Cab	Rocker Panel
A0412SS	05-17	Tacoma Double	Rocker Panel
A0414SS	07-17	Tundra Crew Max Cab	Rocker Panel
A0413SS	07-17	Tundra Double Cab	Rocker Panel

3" ROUND STEP BARS

- Polished bars constructed from marine grade T304 stainless steel
- Black powder coated bars constructed from quality steel
- Mild steel mounting brackets and hardware
- Dual step for 3 and 4 door pickups and SUVs
- Weight carrying capacity: 300 lbs.
- Limited lifetime warranty on stainless steel part numbers
- Limited 3-year warranty on black powder coated part numbers

Stainless Part #	Black Part #	Year	Model	Mount Type
ACURA / HONDA				
470020		02-06	MDX	Rocker Panel
A0022S	A0022B	12-15	CRV	Rocker Panel
BUICK				
470140		07-09	Enclave	Rocker Panel
CHEVROLET				
1110180001	1110180003	02-13	Avalanche 1500	Body Mount
CHEVROLET / GMC				
A0037S	A0037B	15-17	Colorado / Canyon Extended Cab	Body Mount
1110123041	1110123043	04-14	Colorado / Canyon Extended Cab	Body Mount
A0045S	A0045B	15-17	Colorado / Canyon Crew Cab	Body Mount
1110134041	1110134043	04-12	Colorado / Canyon Crew Cab	Body Mount
A0032S	A0032B	07-18	Silverado / Sierra 1500 / 2500 / 3500 Regular Cab	Rocker Panel

Stainless Part #	Black Part #	Year	Model	Mount Type
CHEVROLET / GMC (CONTINUED)				
A0033S	A0033B	07-18	Silverado / Sierra 1500 /2500/ 3500 Extended Cab	Rocker Panel
A0034S	A0034B	07-18	Silverado / Sierra 1500 /2500 / 3500 Crew Cab	Rocker Panel
A0029S	A0029B	99-18	Silverado/Sierra 1500 Reg Cab	Body Mount
		01-18	Silverado/Sierra 2500/3500 Reg Cab	Body Mount
A0030S	A0030B	99-18	Silverado / Sierra 1500 Ext Cab	Body Mount
		01-18	Silverado/Sierra 2500/3500 Ext Cab	Body Mount
A0031S	A0031B	00-18	Silverado / Sierra 1500 Crew Cab	Body Mount
		01-18	Silverado/Sierra 2500/500 Crew Cab	Body Mount
470140		07-16	Traverse / Acadia	Rocker Panel
1112190021	1112190023	02-09	Trailblazer / Envoy	Rocker Panel
1110122881	1110122883	88-99	C/K Pickup Extended Cab	Body Mount
1112145101	1112145103	10-15	Equinox / Terrain	Rocker Panel
DODGE				
1120230001	1120230003	00-04	Dakota Crew Cab	Body Mount
A0002S	A0002B	02-08	Ram 1500 Crew Cab	Body Mount
		03-09	Ram 2500 / 3500 Crew Cab	Body Mount

STEP BARS



Stainless Part #	Black Part #	Year	Model	Mount Type
1120221021	1120221023	02-08 03-07	Ram 1500 Regular Cab Ram 2500 / 3500 Regular Cab	Body Mount
1120240041	1120240043	04-10	Durango	Body Mount
1120230051	1120230053	05-10	Dakota Crew Cab	Body Mount
1120222061	1120222063	06-08 06-09	Ram 1500 Long Crew Cab Ram 2500 / 3500 Long Crew Cab	Rocker Panel
A0047S	A0047B	10-16	Ram 2500/3500 Mega Cab	Rocker Panel
A0049S	A0049B	09-17 10-17	Ram 1500 Crew Cab Ram 2500 / 3500 / 4500 / 5500 Crew Cab	Rocker Panel
A0046S	A0046B	09-17 10-17	Ram 1500 Regular Cab Ram 2500/3500/4500/5500 Reg Cab	Rocker Panel
A0048S	A0048B	09-17 10-17	Ram 1500 Extended Cab Ram 2500 / 3500 Long Crew Cab	Rocker Panel
A0025S	A0025B	11-15	Durango	Body Mount
1120221941	1120221943	94-01 94-02	Ram 1500 Regular Cab Ram 2500 / 3500 Regular Cab	Body Mount
1120223941	1120223943	95-01 95-97 95-99 98-01 98-02	Ram 1500 Extended Cab Ram 3500 Extended Cab Ram 2500 Extended Cab Ram 1500 Crew Cab Ram 2500 / 3500 Crew Cab	Body Mount
1120240981	1120240983	98-03	Durango	Body Mount
FORD				
A0042S	A0042B	15-17	F 150 Regular Cab	Rocker Panel
A0041S	A0041B	15-17	F 150 Crew Cab	Rocker Panel
1130340011	1130340013	01-03	F 150 Crew Cab	Rocker Panel
1130360011	1130360013	01-06	Explorer Sport Track	Rocker Panel
470010	1130373013	01-07	Escape	Rocker Panel
1130370031	1130370033	03-06	Expedition	Rocker Panel
1130301041	1130301043	04-08	F 150 Regular Cab	Rocker Panel
1130302041	1130302043	04-08	F 150 Extended Cab	Rocker Panel
1130340041	1130340043	04-08	F 150 Crew Cab	Rocker Panel
1130373081	1130373083	08-12	Escape	Rocker Panel
1130304091	1130304093	09-14	F 150 Crew Cab	Rocker Panel
1130301091	1130301093	09-14	F 150 Regular Cab	Rocker Panel
1130308091	1130308093	09-14	F 150 Extended Cab	Rocker Panel
A0026S	A0026B	11-15	Explorer	Body Mount
1130301971	1130301973	97-03 97-04	F 150 Regular Cab F 250 LD Regular Cab	Rocker Panel
1130302971	1130302973	97-03 97-04	F 150 Extended Cab F 250 LD Extended Cab	Rocker Panel
1130341991	1130341993	99-16	F 250 / 350 / 450 / 550 Superduty Ext Cab / Crew Cab / Reg Cab	Rocker Panel
A0051S	A0051B	15-17	F150 Extended Cab F250/350/450/550 Superduty Ext Cab	Rocker Panel
A0052S	A0052B	17-18	F150 Superduty Crew Cab F250/350/450/550 Superduty Crew Cab	Rocker Panel

Stainless Part #	Black Part #	Year	Model	Mount Type
HONDA				
470020		03-08	Pilot	Rocker Panel
A0010S	A0010B	09-15	Pilot	Rocker Panel
A0050S	A0050B	16-17	Pilot	Rocker Panel
HUMMER				
1170710061	1170710063	06-11	H3	Body Mount
HYUNDAI				
1184841101	1184841103	10-14	Tucson	Rocker Panel
A0017S	A0017B	13-14	Santa Fe	Rocker Panel
JEEP®				
1160620011	1160620013	01-07	Liberty	Body Mount
1160610051	1160610053	05-10	Grand Cherokee / Commander	Body Mount
1160631071	1160631073 / A0028T	07-17	Wrangler 4DR	Rocker Panel
1160632071	1160632073 / A0027T	07-17	Wrangler 2DR	Rocker Panel
A0023S	A0023B	11-15	Grand Cherokee	Body Mount
1160630971	1160630973	97-06	Wrangler	Body Mount
A0024S	A0024B	07-15	Patriot	Body Mount
MAZDA				
1130373081	1130373083	08-11	Tribute	Rocker Panel
MERCURY				
1130373081	1130373083	08-10	Mariner	Rocker Panel
KIA				
1186861101	1186861101	11-16	Sportage	Rocker Panel
NISSAN				
A0008S	A0008B	04-17	Titan Extended Cab	Rocker Panel
A0007S	A0007B	04-17	Titan Crew Cab	Rocker Panel
A0005S	A0005B	05-17	Frontier Crew Cab	Rocker Panel
A0006S	A0006B	05-17	Frontier Extended Cab	Rocker Panel
1140403091		08-14	Rogue	Rocker Panel
A0015S	A0015B	13-15	Pathfinder	Body Mount
A0035S	A0035B	14-17	Rogue	Rocker Panel
TOYOTA				
1150500001	1150500003	00-06	Tundra Extended Cab	Body Mount
1150500011	1150500013	01-04	Tacoma Crew Cab	Body Mount
1150522051	1150522053	05-17	Tacoma Crew Cab	Rocker Panel
A0009S	A0009B	05-17	Tacoma Extended Cab	Rocker Panel
470060		06-12	Rav 4	Rocker Panel
1150581061	1150581063	07-14	FJ Cruiser	Rocker Panel
1150530071	1150530073	07-14	Tundra Regular Cab	Rocker Panel
1150550071	1150550073	07-14	Tundra Crew Cab	Rocker Panel
1150540071	1150540073	07-14	Tundra Extended Cab	Rocker Panel
A0003S	A0003B	10-13 10-17	4Runner SR5 4Runner Limited	Rocker Panel
A0016S	A0016B	13-15	Rav 4	Body Mount

3" ROUND WHEEL-TO-WHEEL STEP BARS

STEP BARS

Wheel-to-wheel step bars are designed to complement the look of longer wheel-base trucks and fit wheel opening to wheel opening. They feature additional step areas for easy bed access. These steps are available in a polished, marine-grade stainless steel or e-coated mild steel with tough black powder coated finish. All step bars feature UV resistant step pads that will not fade or crack. Each kit is engineered for an easy, bolt-on installation.

- Polished bars constructed from marine grade T304 stainless steel
- Black powder coated bars constructed from quality steel
- Mild steel mounting brackets and hardware
- Weight carrying capacity: 300 lbs.
- Limited lifetime warranty on stainless steel part numbers
- Limited 3-year warranty on black powder coated part numbers



LIMITED LIFETIME WARRANTY:
TrailFX stainless steel wheel-to-wheel step bars carry a Limited Lifetime Warranty to the original owner. Treat yourself to a life of looking good and dependability.

3 YEAR WARRANTY:
TrailFX black powder coated steel wheel-to-wheel step bars carry a 3-Year Limited Warranty to the original owner. Warranty covers finish defects from normal use.

Stainless Part #	Black Part #	Year	Model	Mount type
CHEVROLET / GMC				
3012142001	3012142003	00-13 00-14	Silverado / Sierra 1500 Extended Cab Silverado / Sierra 2500 / 3500 Extended Cab	Body Mount
3012141011	3012141013	01-14 02-13	Silverado / Sierra 2500 / 3500 Crew Cab Silverado / Sierra 1500 Crew Cab	Body Mount
A3010S	A3010B	99-13 01-14	Silverado/GMC Sierra 1500 Regular Cab with 8ft long bed Silverado/GMC Sierra 2500/3500 Regular Cab with 8ft long bed	Body Mount
A3004S	A3004B	07-14	Silverado / Sierra 3500 Crew Cab	Body Mount
DODGE				
3020226021	3020226023	02-08 03-09	Ram 1500 Crew Cab Ram 2500 / 3500 Crew Cab	Body Mount
A3012S	A3012B	10-18	Ram 2500 / 3500 / 4500 / 5500 Crew Cab	Rocker Panel
FORD				
A3002S	A3002B	99-16	F250/350 Super Duty Crew Cab 8' Long Bed	Rocker Panel
A3009S	A3009B	99-16	Ford Superduty Regular Cab 8FT Long Bed	Rocker Panel
A3003S	A3003B	99-16	Ford 250/350 Super Cab 8' bed	Rocker Panel
TOYOTA				
A3011S	A3011B	07-18	Tacoma Extended Cab	Rocker Panel



4" OVAL BENT END STEP BARS

The 4" oval step bars provide a sleek look with an extra wide step area for better footing. Slip resistant step pads will not fade or crack. Applications are also available for small and mid-sized SUVs.



- Polished bars constructed from quality stainless steel
- Black powder coated bars constructed from quality steel
- Mild steel mounting brackets and hardware
- Extra large step area
- Slip resistant molded step pad
- Weight carrying capacity: 300 lbs.
- Limited lifetime warranty on stainless steel part numbers
- Limited 3-year warranty on black powder coated part numbers

Stainless Part #	Black Part #	Year	Model	Mount type
CHEVROLET / GMC				
A1001S	A1001B	15-17	Colorado / Canyon Extended Cab	Rocker Panel
A1002S	A1002B	07-18	Silverado/Sierra 1500/2500/3500 Extended Cab	Rocker Panel
A1003S	A1003B	07-18	Silverado / Sierra 1500/2500/3500 Crew Cab	Rocker Panel
DODGE				
A1006S	A1006B	09-17	Ram 1500 Quad Cab	Rocker Panel
A1007S	A1007B	09-17 10-17	Ram 1500 Ram 2500/3500 Crew Cab	Rocker Panel
FORD				
A1004S	A1004B	15-17 2017	F150 Super Cab F250/F350 Superduty Super Cab	Rocker Panel
A1005S	A1005B	15-17 17-18	F150 Crew Cab F250/F350 Superduty Crew Cab	Rocker Panel
TOYOTA				
A1008S	A1008B	07-17	Tundra Crew Max Cab	Rocker Panel
A1009S	A1009B	16-17	Tacoma Crew Cab	Rocker Panel



4" ROUND STEP BARS

- Polished bars constructed from quality stainless steel
- Black powder coated bars constructed from quality steel
- Mild steel mounting brackets and hardware
- Slip resistant molded step pad
- Welded end caps
- Weight capacity of 300 lbs.
- Limited lifetime warranty on stainless steel part numbers
- Limited 3-year warranty on black powder coated part numbers

Stainless Part #	Titanium Part #	Year	Model	Mount type
CHEVROLET / GMC				
A8007S	A8007TI	01-18	Silverado / Sierra 1500 /2500 /3500 Crew Cab	Body Mount
DODGE				
A8005S	A8005TI	02-08	Ram 1500 Crew Cab	Body Mount
A8005S	A8005TI	03-09	Ram 2500 / 3500 Crew Cab	Body Mount
FORD				
A8009S	A8009TI	99-16	F250/F350/F450/F550 Super Duty Regular Cab	Rocker Panel
A8003S	A8003TI	99-16	F 250 / 350 / 450 / 550 Superduty Super Cab	Rocker Panel
A8004S	A8004TI	99-16	F 250 / 350 / 450 / 550 Superduty Crew Cab	Rocker Panel
A8002S	A8002TI	99-14	F 150 Crew Cab	Rocker Panel
A8001S	A8001TI	99-14	F 150 Super Cab	Rocker Panel
TOYOTA				
A8008S	A8008TI	05-18	Tacoma Double Cab	Rocker Panel
A8006S	A8006TI	07-18	Tundra Double	Rocker Panel



4" ROUND WHEEL-TO-WHEEL STEP BARS



Stainless Part #	Titanium Part #	Year	Model	Mount Type	Bed Size
CHEVROLET / GMC					
A9002S	A9002TI	07-13	Silverado/Sierra 1500 Crew Cab	Rocker Panel	5' 6"
A9003S	A9003TI	14-18	Silverado/Sierra 1500 Crew Cab	Body Mount	5' 6"
DODGE					
A9007S	A9007TI	10-18	Ram 2500 / 3500 Crew Cab	Rocker Panel	8'
FORD					
A9004S	A9004TI	09-14	F 150 Crew Cab	Rocker Panel	5' 6"
A9005S	A9005TI	09-16	F 250 / 350 / 450 / 550 Superduty Regular Cab	Rocker Panel	8'

- Polished bars constructed from quality stainless steel
- Black powder coated bars constructed from quality steel
- Mild steel mounting brackets and hardware
- Easier vehicle access and secure footing
- Welded end caps
- Weight capacity of 300 lbs.
- Limited lifetime warranty on stainless steel part numbers
- Limited 3-year warranty on black powder coated part numbers



4" TRAPEZOID STEP BARS T4 SERIES

- Polished bars constructed from quality stainless steel
- Black powder coated bars constructed from quality steel
- Mild steel mounting brackets and hardware
- Dual UV-resistant deep tread step pads
- Heavy duty plastic end caps
- Mounting brackets feature injection molded trim covers
- Weight capacity of 250 lbs.
- Limited lifetime warranty on stainless steel part numbers
- Limited 3-year warranty on black powder coated part numbers

Stainless Part #	Black Part #	Year	Model	Mount type
CHEVROLET / GMC				
A4009S	A4009B	15-18	Colorado/Canyon Crew Cab	Body Mount
A4010S	A4010B	15-18	Colorado/Canyon Extended Cab	Body Mount
A4002S	A4002B	07-18	Silverado/Sierra 1500/2500/3500 Crew Cab	Rocker Panel
A4001S	A4001B	07-18	Silverado/Sierra 1500/2500/3500 Ext Cab	Rocker Panel
DODGE				
A4011S	A4011B	09-18	Ram 1500 Quad Cab	Rocker Panel
A4012S	A4012B	09-18 10-18	Ram 1500 Crew Cab Ram 2500/3500 Crew Ca	Rocker Panel
FORD				
A4004S	A4004B	15-18 17-18	F150 Super Crew Cab F250/350/450/550 Superduty Crew Cab	Rocker Panel
A4003S	A4003B	15-18 17-18	F150 Super Cab F250/350/450/550 Crew Cab	Rocker Panel
A4005S	A4005B	99-16	F250/350/450/550 Superduty Super Cab	Rocker Panel
A4006S	A4006B	99-16	F250/350/450/550 Superduty Super Cab	Rocker Panel
TOYOTA				
A4013S	A4013B	05-18	Tacoma Double	Rocker Panel
A4008S	A4008B	07-18	Tundra Crew Max Cab	Rocker Panel
A4007S	A4007B	07-18	Tundra Double Cab	Rocker Panel


STEP BARS



4" 2 PIECE TRAPEZOID STEP BARS

These compact step bars extend the cab length side step bar for increased vehicle bed access and convert it into a wheel to wheel application.

Stainless Part #	Year	Model	Mount Type	Bed Size
CHEVROLET / GMC				
A5001S	07-18	Silverado 1500/2500/3500 Extended / Double Cab Standard Bed Sierra 1500/2500/3500 Extended / Double Cab Standard Bed	Rocker Panel	6' 6"
A5002S	07-18	Silverado 1500/2500/3500 Crew Cab Long Bed Sierra 1500/2500/3500 Crew Cab Long Bed"	Rocker Panel	8'
A5006S	99-16	F 250 / 350 / 450 / 550 Superduty Crew Cab	Rocker Panel	8'
A5011S	02-08 03-09	Ram 1500 Standard Bed Ram 2500/3500 Standard Bed	Rocker Panel	6' 6"
A5012S	09-18 10-18	Ram 1500 Crew Cab Ram 2500/3500 Crew Cab	Rocker Panel	8'



4" OVAL STEP BARS

The 4" oval step bar provides a sleek look with an extra wide step area for better footing. Slip resistant step pads will not fade or crack. Applications also available for small and mid-sized SUVs.

- Polished bars constructed from quality stainless steel
- Black powder coated bars constructed from quality steel
- Mild steel mounting brackets and hardware
- Extra large step area
- Slip resistant molded step pad
- Welded end caps
- Weight capacity of 300 lbs.
- Limited lifetime warranty on stainless steel part numbers
- Limited 3-year warranty on black powder coated part numbers



Stainless Part #	Black Part #	Year	Model	Mount Type
CHEVROLET / GMC				
A1501S	A1501B	00-17	Tahoe 4DR Yukon 4DR	Body Mount
A1502S	A1502B	02-13	Avalanche 1500	Body Mount
A1503S	A1503B	07-17	Acadia	Rocker Panel
A1534S	A1534B	15-18	Colorado / Canyon Extended Cab	Rocker Panel
A1533S	A1533B	15-18	Colorado / Canyon Crew Cab	Rocker Panel
A1540S	A1540B	00-18	Silverado/Sierra 1500/2500/3500 Crew Cab	Body Mount
A1538S	A1538B	01-18	Silverado / Sierra 3500 Regular Cab	Body Mount
2912134041	2912134043	04-14	Colorado / Canyon Crew Cab Crew Cab	Rocker Panel
A1527S	A1527B	07-18	Silverado/Sierra 1500/2500/3500 Crew Cab	Rocker Panel
A1539S	A1539B	00-18	Silverado/Sierra 1500/2500/3500 Ext Cab	Body Mount
A1528S	A1528B	07-18	Silverado/Sierra 1500/2500/3500 Ext Cab	Rocker Panel
A1529S	A1529B	07-18	Silverado/Sierra 1500/2500/3500 Reg Cab	Rocker Panel
2912128881	2912128883	88-99	C/K Pickup Extended Cab	Body Mount
A1538S	A1538B	00-18 99-18	Silverado / Sierra 1500 Regular Cab Silverado / Sierra 2500LD Regular Cab	Body Mount
DODGE				
2920212021	2920212023	02-08 03-09	Ram 1500 Crew Cab Crew Cab Ram 2500 / 3500 Crew Cab Crew Cab	Body Mount
2920232051	2920232053	05-10	Dakota Crew Cab	Body Mount
2920222061	2920222063	06-09	Ram 2500 / 3500 Long Crew Cab	Body Mount
A1526S	A1526B	10-18	Ram 2500 / 3500 / 4500 / 5500 Mega Cab	Rocker Panel
A1537S	A1537B	09-18 10-18	Ram 1500 Crew Cab Ram 2500 / 3500 / 4500 / 5500 Crew Cab	Rocker Panel
A1535S	A1535B	09-18 10-18	Ram 1500 Regular Cab Ram 2500/3500/4500/5500 Regular Cab	Rocker Panel
A1536S	A1536B	09-18	Ram 1500 Extended Cab	Rocker Panel
FORD				
A1530S	A1530B	15-18	F 150 Regular Cab	Rocker Panel
A1531S	A1531B	15-18	F 150 Extended Cab	Rocker Panel
A1532S	A1532B	15-18	F 150 Crew Cab	Rocker Panel
2930304011	2930304013	01-03	F 150 Crew Cab	Rocker Panel
2930312041	2930312043	04-08	F 150 Regular Cab	Rocker Panel

Stainless Part #	Black Part #	Year	Model	Mount Type
FORD (CONTINUED)				
2930313041	2930313043	04-08	F 150 Extended Cab	Rocker Panel
2930314041	2930314043	04-08	F 150 Crew Cab	Rocker Panel
A1523S	A1523B	09-14	F 150 Crew Cab	Rocker Panel
A1524S	A1524B	09-14	F 150 Regular Cab	Rocker Panel
A1525S	A1525B	09-14	F 150 Extended Cab	Rocker Panel
A1504S	A1504B	99-04	F 150 Extended Cab	Rocker Panel
2930346991	2930346993	99-16	F 250/350/450/550 Superduty Extended Cab	Rocker Panel
2930347991	2930347993	99-16	F 250/350/450/550 Superduty Crew Cab	Rocker Panel
HONDA				
2982821091	2982821093	09-15	Pilot	Body Mount
A1541S	A1541B	17-18	Ridgeline	Body Mount
JEEP®				
A1510S	A1510B	07-17	Wrangler 4DR	Rocker Panel
A1511S	A1511B	07-17	Wrangler 2DR	Rocker Panel
NISSAN				
2940410041	2940410043	04-15	Titan Extended Cab	Body Mount
2940411041	2940411043	04-17	Titan Crew Cab	Body Mount
2940408051	2940408053	05-15	Xterra Cab	Rocker Panel
2940413051	2940413053	05-17	Frontier Crew Cab	Rocker Panel
2940415051	2940415053	05-17	Frontier Extended Cab	Rocker Panel
TOYOTA				
A1513S	A1513B	04-06	Tundra Crew Cab	Body Mount
2950522051	2950522053	05-17	Tacoma Crew Cab	Body Mount
A1512S	A1512B	05-17	Tacoma Extended Cab	Rocker Panel
A1514S	A1514B	07-14	FJ Cruiser	Rocker Panel
A1516S	A1516B	07-17	Tundra Crew Cab	Rocker Panel
A1517S	A1517B	07-16	Tundra Extended Cab	Rocker Panel
A1522S	A1522B	08-16	Sequoia	Rocker Panel
A1515S	A1515B	07-17	Tundra Regular Cab	Rocker Panel

STEP BARS



Stainless Part #	Black Part #	Year	Model	Mount Type	Excludes
CHEVROLET / GMC					
54400	54405	01-14 02-13	Silverado / Sierra 2500 / 3500 Crew Cab Silverado / Sierra 1500 Crew Cab	Body Mount	••
54300		99-13 99-14	Silverado / Sierra 1500 Extended Cab Silverado / Sierra 2500 / 3500 Extended Cab	Body Mount	••
DODGE					
56000		02-08 03-09	Ram 1500 Crew Cab Ram 2500 / 3500 Crew Cab	Body Mount	
A2002S	A2002B	09-18 10-18	Ram 1500 Crew Cab Ram 2500 / 3500 / 4500 / 5500 Crew Cab	Rocker Panel	•
A2001S		09-18 10-18	Ram 1500 Regular Cab Ram 250 / 3500/4500/5500 Regular Cab	Rocker Panel	
FORD					
1930304091		09-14	F150 Crew Cab	Rocker Panel	
50000		99-16	F250/350/450/550 Superduty Crew Cab	Rocker Panel	
TOYOTA					
56300	56305	05-18	Tacoma Crew Cab	Rocker Panel	
56600		07-18	Tundra Extended Cab	Rocker Panel	

• Excludes Diesel Trucks. •• Excludes S.S Models.

4.5" OVAL STRAIGHT STEP BARS

- Polished bars constructed from quality stainless steel
- Black powder coated bars constructed from quality steel
- Custom designed for each application
- Mild steel mounting brackets and hardware
- Welded end caps
- Weight capacity of 300 lbs.
- Limited lifetime warranty on stainless steel part numbers
- Limited 3-year warranty on black powder coated part numbers

LARGE STEP AREA

The 4 ½" oval provides a wide and flat area for maximum grip and stability when entering or exiting a vehicle.



5" OVAL STEP BARS PREMIUM SERIES

- Constructed from marine grade T304 stainless steel
- Stainless steel brackets and hardware
- Features all new super-wide molded step pads for sure footing in all conditions
- Welded end caps beautifully blended into the step bar for a clean, streamlined appearance
- Deluxe large diameter tubing complements the styling of full size trucks and SUVs
- Weight carrying capacity: 300 lbs.
- Limited lifetime warranty



Custom etching available.

Stainless Part #	Year	Model	Mount Type
CHEVROLET / GMC			
A7402SS	07-18	Silverado / Sierra 1500/2500/3500 Crew Cab	Rocker Panel
A7401SS	07-18	Silverado / Sierra 1500 /2500/3500 Extended Cab	Rocker Panel
DODGE			
A7409SS	09-18	Ram 1500 Quad Cab	Rocker Panel
A7410SS	09-18 10-18	Ram 1500 Crew Cab Ram 2500/3500 Crew Cab	Rocker Panel
FORD			
A7405SS	15-18 17-18	F 150 Super Cab F 250 / 350 / 450 / 550 Superduty Super Cab	Rocker Panel
A7406SS	15-18 17-18	F 150 Super Crew Cab F 250 / 350 / 450 / 550 Superduty Crew Cab	Rocker Panel
A7404SS	09-14	F 150 Crew Cab	Rocker Panel
A7403SS	09-14	F 150 Super Cab	Rocker Panel
A7407SS	99-16	F 250 / 350 / 450 / 550 Superduty Super Cab	Rocker Panel
A7408SS	99-16	F 250 / 350 / 450 / 550 Superduty Crew Cab	Rocker Panel
TOYOTA			
A7411SS	05-18	Tacoma Double Cab	Rocker Panel
A7413SS	07-18	Tundra Crew Max Cab	Rocker Panel
A7412SS	07-18	Tundra Double Cab	Rocker Panel
A7413SS	07-18	Tundra Crew Max Cab	Rocker Panel

5" OVAL STRAIGHT STEP BARS

- Polished bars constructed from quality stainless steel
- Black powder coated bars constructed from quality steel
- Mild steel mounting brackets and hardware
- Step pads are made from UV-resistant material to resist fading and cracking
- Welded end caps
- Weight capacity of 300 lbs.
- Limited lifetime warranty on stainless steel part numbers
- Limited 3-year warranty on black powder coated part numbers



Stainless Part #	Black Part #	Year	Model	Mount Type	Excludes
CHEVROLET / GMC					
A7052S	A7052B	15-18	Colorado / Canyon Ext Cab	Rocker Panel	
A7048S	A7048B	15-18	Colorado / Canyon Crew Cab	Rocker Panel	
A7003S	A7003B	01-14 02-13	Silverado / Sierra 2500 / 3500 Crew Cab Silverado / Sierra 1500 Crew Cab	Body Mount	• •
A7038S	A7038B	07-18	Silverado / Sierra 1500/2500/3500 Crew Cab	Rocker Panel	
A7037S	A7037B	07-18	Silverado / Sierra 1500 /2500/3500 Ext Cab	Rocker Panel	
A7036S	A7036B	07-18	Silverado / Sierra 1500 / 2500 / 3500 Reg Cab	Rocker Panel	
A7001S	A7001B	99-13 99-14	Silverado / Sierra 1500 Reg Cab Silverado / Sierra 2500/3500 Reg Cab	Body Mount	• •
A7002S	A7002B	99-13 99-14	Silverado / Sierra 1500 Ext Cab Silverado / Sierra 2500 /3500 Ext Cab	Body Mount	• •
DODGE					
A7005S	A7005B	02-08 03-09	Ram 1500 Crew Cab Ram 2500 / 3500 Crew Cab	Body Mount	
A7056S	A7056B	09-18 10-18	Ram 1500 Crew Cab Ram 2500 / 3500 / 4500 / 5500 Crew Cab	Rocker Panel	
A7054S	A7054B	09-18 10-18	Ram 1500 Regular Cab Ram 2500 / 3500 / 4500 / 5500 Reg Cab	Rocker Panel	
A7055S	A7055B	09-18	Ram 1500 Extended Cab	Rocker Panel	
A7057S	A7057B	10-18	Ram 2500 / 3500 Long Crew Cab	Rocker Panel	
FORD					
A7040S	A7040B	15-17 17-18	F 150 Regular Cab F250/350/450/550 Superduty Reg Cab	Rocker Panel	
A7041S	A7041B	15-17 17-18	F 150 Extended Cab F250/350/450/550 Superduty Ext Cab	Rocker Panel	
A7042S	A7042B	15-17 17-18	F 150 Crew Cab F250/350/450/550 Superduty Crew Cab	Rocker Panel	
A7012S	A7012B	04-08	F 150 Crew Cab	Rocker Panel	
A7013S	A7013B	09-14	F 150 Crew Cab	Rocker Panel	
A7029S	A7029B	09-14	F 150 Regular Cab	Rocker Panel	
A7014S	A7014B	09-14	F 150 Extended Cab	Rocker Panel	
A7016S	A7016B	99-16	F 250 / 350 / 450 / 550 Superduty Ext Cab	Rocker Panel	
A7015S	A7015B	99-16	F 250 / 350 / 450 / 550 Superduty Crew Cab	Rocker Panel	
NISSAN					
A7031S	A7031B	04-18 16-18	Titan Crew Cab Titan XD Crew Cab	Rocker Panel	
A7030S	A7030B	04-18	Titan King Cab	Rocker Panel	
TOYOTA					
A7009S	A7009B	05-18	Tacoma Crew Cab	Rocker Panel	
A7011S	A7011B	07-18	Tundra Crew Cab	Rocker Panel	
A7010S	A7010B	07-18	Tundra Ext Cab	Rocker Panel	

• Excludes S.S. Models.

5" OVAL BENT END STEP BARS

- Polished bars constructed from quality stainless steel
- Black powder coated constructed from quality steel
- Mild steel mounting brackets and hardware
- Extra large step area
- Slip resistant molded step pad
- Weight carrying capacity: 300 lbs.
- Limited lifetime warranty on stainless steel part numbers
- Limited 3-year warranty on black powder coated part numbers

Stainless Part #	Black Part #	Year	Model	Mount Type
CHEVROLET / GMC				
A7073S	A7073B	15-18	Colorado / Canyon Ext Cab	Rocker Panel
A7049S	A7049B	15-18	Colorado / Canyon Crew Cab	Rocker Panel
A7065S	A7065B	01-14 01-13	Silverado / Sierra 2500 / 3500 Crew Cab Silverado / Sierra 1500 Crew Cab	Body Mount
A7063S	A7063B	07-18	Silverado / Sierra 1500/2500/3500 Crew Cab	Rocker Panel
A7064S	A7064B	07-18	Silverado / Sierra 1500 /2500/3500 Ext Cab	Rocker Panel
A7071S	A7071B	07-17	Silverado / Sierra 1500 / 2500 / 3500 Reg Cab	Rocker Panel
A7066S	A7066B	99-13 01-14	Silverado / Sierra 1500 Ext Cab Silverado / Sierra 2500/3500 Ext Cab	Body Mount
DODGE				
A7079S		02-08 03-09	Ram 1500 Quad Cab Ram 2500 / 3500 Quad Cab	Body Mount
FORD				
A7072S	A7072B	15-17 17-18	F 150 Regular Cab F250/350/450/550 Superduty Reg Cab	Rocker Panel
A7074S	A7074B	15-17 17-18	F 150 Super Cab F250/350/450/550 Superduty Super Cab	Rocker Panel
A7075S	A7075B	15-17 17-18	F 150 Super Crew Cab F250/350/450/550 Superduty Super Crew Cab	Rocker Panel
A7077S		09-14	F 150 Super Crew Cab	Rocker Panel
A7069S	A7069B	09-14	F 150 Super Cab	Rocker Panel
A7080S		99-16	F 250 / 350 / 450 / 550 Superduty Super Cab	Rocker Panel
A7076S	A7076B	99-16	F 250 / 350 / 450 / 550 Superduty Crew Cab	Rocker Panel
NISSAN				
A7070S	A7070B	04-18	Titan Crew Cab	Rocker Panel
TOYOTA				
A7068S	A7068B	05-18	Tacoma Double Cab	Rocker Panel
A7078S		07-18	Tundra Crew Max Cab	Rocker Panel
A7067S	A7067B	07-18	Tundra Double Cab	Rocker Panel





5" OVAL WHEEL TO WHEEL STEP BARS

TrailFX 5" oval wheel to wheel step bars provide easier vehicle access and an extra-wide dual step area for better footing. Available in polished stainless steel, or durable, powder coated mild steel, both feature easy installation and great looks. The slip resistant molded step pads will not fade or crack.

- Polished bars constructed from quality stainless steel
- Black powder coated bars constructed from quality steel
- Mild steel mounting brackets and hardware
- Easier vehicle access and better footing
- Welded end caps
- Weight capacity of 300 lbs.
- Limited lifetime warranty on stainless steel part numbers
- Limited 3-year warranty on black powder coated part numbers

Stainless Part #	Black Part #	Year	Model	Mount Type	Bed Size
CHEVROLET / GMC					
A7021S	A7021B	01-14	Silverado / Sierra 2500 /3500 Crew Cab	Body Mount	6' 6"
A7043S	A7043B	07-18	Silverado / Sierra 2500 / 3500 Extended Cab	Rocker Panel	8'
A7019S	A7019B	07-14	Silverado / Sierra 1500 Crew Cab	Rocker Panel	5' 6"
A7039S	A7039B	07-18	Silverado / Sierra 1500/2500/3500 Crew Cab	Rocker Panel	6' 6"
A7044S	A7044B	07-18	Silverado / Sierra 2500 / 3500 Crew Cab	Body Mount	8'
A7024S	A7024B	99-14	Silverado / Sierra 1500/2500/3500 Extended Cab	Body Mount	6' 6"
DODGE					
A7060S	A7060B	09-18	Ram 1500 Crew Cab	Rocker Panel	5' 6"
A7059S	A7059B	09-18	Ram 1500 Extended Cab	Rocker Panel	6' 6"
A7062S	A7062B	10-18	Ram 2500 / 3500 Crew Cab	Body Mount	8'
A7058S	A7058B	10-18	Ram 2500 / 3500 / 4500 / 5500 Crew Cab	Rocker Panel	6' 6"
A7061S	A7061B	10-18	Ram 2500 / 3500 Long Crew Cab	Rocker Panel	6' 6"
FORD					
A7051S	A7051B	15-18	F 150 Extended Cab	Rocker Panel	5' 6"
A7050S	A7050B	15-18 17-18	F 150 Extended Cab F250/350/450/550 Superduty Extended Cab	Rocker Panel	6' 6"
A7025S	A7025B	09-14	F 150 Crew Cab	Rocker Panel	5' 6"
A7017S	A7017B	99-16	F 250 / 350 / 450 / 550 Superduty Extended Cab	Rocker Panel	6' 6"
A7018S	A7018B	99-16	F 250 / 350 / 450 / 550 Superduty Crew Cab	Rocker Panel	6' 6"
A7046S	A7046B	99-16	F 250 / 350 / 450 / 550 Superduty Extended Cab	Rocker Panel	8'
A7047S	A7047B	99-16	F 250 / 350 / 450 / 550 Superduty Crew Cab	Rocker Panel	8'
TOYOTA					
A7026S	A7026B	07-18	Tundra Extended Cab	Rocker Panel	6' 6"

STEP BARS

6" OVAL STRAIGHT STEP BARS

Make a bold statement with TrailFX 6" straight oval step bars. These high polished stainless steel step bars are designed to look good and give you the largest stepping surface possible. The step pads are almost 6" wide with deep cleaning lugs for sure footing in all conditions. In addition, these bars have welded end caps that are beautifully blended into the step bar for a clean, streamlined appearance.

- Polished bars constructed from quality stainless steel
- Black powder coated bars constructed from quality steel
- Mild steel mounting brackets and hardware
- UV-resistant step pads to resist fading and cracking
- Weight capacity of 300 lbs.
- Limited lifetime warranty on stainless steel part numbers
- Limited 3-year warranty on black powder coated part numbers

Stainless Part #	Black Part #	Year	Model	Mount Type	Exclusions
CHEVROLET / GMC					
A8228S	A8228B	15-18	Colorado / Canyon Ext Cab	Rocker Panel	
A8229S	A8229B	15-18	Colorado / Canyon Crew Cab	Rocker Panel	
A8203S	A8203B	01-14 99-13	Silverado / Sierra 2500 / 3500 Regular Cab Silverado / Sierra 1500 Regular Cab	Body Mount	• •
A8202S	A8202B	01-14 02-13	Silverado / Sierra 2500 / 3500 Crew Cab Silverado / Sierra 1500 Crew Cab	Body Mount	• •
A8221S	A8221B	07-18	Silverado / Sierra 1500 Crew Cab	Rocker Panel	

• Excludes S.S. Models.

Stainless Part #	Black Part #	Year	Model	Mount Type	Exclusions
A8220S	A8220B	07-18	Silverado / Sierra 1500 /2500/3500 Ext Cab	Rocker Panel	•
A8201S	A8201B	99-14	Silverado / Sierra 1500/2500/3500 Ext Cab	Body Mount	
DODGE					
A8204S	A8204B	02-08 03-09	Ram 1500 Crew Cab Ram 2500 / 3500 Crew Cab	Body Mount	
A8244S	A8244B	09-18 10-18	Ram 1500 Crew Cab Ram 2500 / 3500 / 4500 / 5500 Crew Cab	Rocker Panel	
A8243S	A8243B	09-18	Ram 1500 Ext Cab	Rocker Panel	
A8245S	A8245B	10-18	Ram 2500 / 3500 Long Crew Cab	Rocker Panel	
FORD					
A8209S	A8209B	09-14	F 150 Super Cab	Rocker Panel	
A8222S	A8222B	15-18	F 150 Ext Cab	Rocker Panel	
A8223S	A8223B	15-18	F 150 Crew Cab	Rocker Panel	
A8210S	A8210B	09-14	F 150 Crew Cab	Rocker Panel	
A8211S	A8211B	99-16	F 250 / 350 / 450 / 550 Superduty Ext Cab	Rocker Panel	
A8212S	A8212B	99-16	F 250 / 350 / 450 / 550 Superduty Crew Cab	Rocker Panel	
TOYOTA					
A8217S	A8217B	07-18	Tundra Crew Cab	Rocker Panel	
A8215S	A8215B	05-18	Tacoma Double Cab	Rocker Panel	
A8216S	A8216B	07-18	Tundra Extended Cab	Rocker Panel	
NISSAN					
A8213S	A8213B	04-05 04-18 16-18	Titan King Cab Titan Crew Cab Titan XD Crew Cab	Rocker Panel	
A8216S	A8216B	07-18	Tundra Ext Cab	Rocker Panel	

6" OVAL BENT END STEP BARS

- Polished bars constructed from quality stainless steel
- Black powder coated bars constructed from quality steel
- Mild steel mounting brackets and hardware
- Extra large step area
- Slip resistant molded step pad
- Weight carrying capacity: 300 lbs.
- Limited lifetime warranty on stainless steel part numbers
- Limited 3-year warranty on black powder coated part numbers



6" STEP BOARDS

- Black powder coated bars constructed from quality steel
- Three lengths available to fit all pickup cab models
- Molded black plastic end caps
- Extra wide step area for maximum grip and stability
- Slip resistant molded step pad
- Mild steel mounting brackets and hardware
- Weight carrying capacity: 250 lbs.
- Limited 3-year warranty

Bracket #	Black Part #	Year	Model
CHEVROLET			
G9001B	A8001B	99-13	Silverado/Sierra 1500 Std Cab
	A8002B		Silverado/Sierra 1500 Ext Cab
	A8003B		Silverado/Sierra 1500 Crew Cab
G9005B	A8001B	11-14	Silverado/Sierra 2500HD/3500HD Std Cab
	A8002B		Silverado/Sierra 2500HD/3500HD Ext Cab
	A8003B		Silverado/Sierra 2500HD/3500HD Crew Cab
DODGE			
G9004B	A8001B	99-18	Ram 1500 Std Cab
	A8002B		Ram 1500 Quad Cab
	A8003B		Ram 1500 Crew Cab
FORD			
G9002B	A8001B	09-14	F-150 Std Cab
	A8002B		F-150 SuperCab
	A8003B		F-150 SuperCrew
G9003B	A8001B	99-16	F-250/350 Super Duty Std Cab
	A8002B		F-250/350 Super Duty SuperCab
	A8003B		F-250/350 Super Duty Crew Cab

Stainless Part #	Black Part #	Year	Model	Mount Type
CHEVROLET / GMC				
A8230S	A8230B	15-18	Colorado / Canyon Extended Cab	Rocker Panel
A8226S	A8226B	15-18	Colorado / Canyon Crew Cab	Rocker Panel
A8232S	A8232B	07-18	Silverado / Sierra 1500 /2500 /3500 Crew Cab	Rocker Panel
A8231S	A8231B	07-18	Silverado / Sierra 1500 /2500/3500 Extended Cab	Rocker Panel
DODGE				
A8233S	A8233B	02-08	Ram 1500 Crew Cab	Rocker Panel
		03-09	Ram 2500 / 3500 Crew Cab	
A8246S	A8246B	09-18	Ram 1500 Crew Cab	Rocker Panel
A8247S	A8247B	09-18	Ram 1500 Crew Cab	Rocker Panel
		10-18	Ram 2500 / 3500 / 4500 / 5500 Crew Cab	
A8248S	A8248B	10-18	Ram 2500 / 3500 Long Crew Cab	Rocker Panel
FORD				
A8227S	A8227B	15-18	F 150 Regular Cab	Rocker Panel
A8224S	A8224B	15-18	F 150 Extended Cab	Body Mount
A8225S	A8225B	15-18	F 150 Crew Cab	Body Mount
A8238S	A8238B	04-08	F 150 Crew Cab	Rocker Panel
A8239S	A8239B	09-14	F 150 Crew Cab	Rocker Panel
A8237S	A8237B	09-14	F 150 Regular Cab	Rocker Panel
A8240S	A8240B	99-16	F 250 / 350 / 450 / 550 Superduty Extended Cab	Rocker Panel
A8241S	A8241B	99-16	F 250 / 350 / 450 / 550 Superduty Crew Cab	Rocker Panel
TOYOTA				
A8242S	A8242B	05-18	Tacoma Extended Cab	Rocker Panel



REAR STEP BOARDS

- Black powder coated steel
- Mounts under rear bumper
- Solid surface with non-slip tread
- Welded end caps
- Limited 90 day warranty

Part #	Year	Model	Description
DODGE			
FBV01B	14-17	Ram ProMaster 1500/2500/3500	60" long X 6.5" wide
FORD			
FBV02B	15-18	Transit	53" long X 6.5" wide
MERCEDES BENZ			
FBV03B	16-18	Metris	60" long X 6.5" wide

SUV RUNNING BOARDS

- The TrailFX running board is designed to complement any vehicle while providing function and style. A wide step area that runs the full length of the vehicle allows for full stepping access. The step area is also UV-resistant, with a non-slip surface.
- Heavy-duty extruded aluminum construction
- Polished, marine-grade stainless steel outer trim for long lasting beauty and easy maintenance
- Required mounting bracket kits are sold separately
- Easy installation



RUNNING BOARDS

Running Board Part #	Mounting Kit #	Year	Model	Mount Type
CHEVROLET / GMC				
R0005RB	R0016MK	07-17	Traverse/Acadia	Rocker Panel
R0009RB	R0017MK	10-17	Equinox/Terrain	Rocker Panel
DODGE				
R0005RB	R0011MK	11-17	Durango	Rocker Panel
FORD				
R0003RB	R0009MK	11-17	Explorer	Rocker Panel
R0003RB	R0010MK	13-17	Escape	Rocker Panel
HONDA				
R0001RB	R0008MK	07-17	CRV	Rocker Panel
JEEP®				
R0002RB	R0011MK	11-17	Grand Cherokee	Rocker Panel
NISSAN				
R0002RB	R0006MK	05-12	Pathfinder	Rocker Panel
R0004RB	R0023MK	08-13	Rogue	Rocker Panel
R0003RB	R0022MK	09-14	Murano	Rocker Panel
TOYOTA				
R0001RB	R0013MK	06-17	Rav 4	Rocker Panel
R0008RB	R0024MK	10-17 14-17	4Runner Trail Edition 4Runner SR5	Rocker Panel
R0004RB	R0002MK	10-17	Highlander	Rocker Panel

HEAVY DUTY/LIGHT DUTY WORK TRUCK RUNNING BOARDS

- Black powder coated boards are quality steel construction
- Wide step area with high quality UV resistant non-slip surface
- Mild steel mounting brackets and hardware
- Weight carrying capacity: 300 lbs.
- Limited 3-year warranty



Part #	Year	Model	Mount Type
CHEVROLET / GMC			
RBT001B	07-18	Silverado / Sierra 1500 / 2500 / 3500 Crew Cab	Rocker Panel
RBT007B	15-18	Colorado / Canyon Crew Cab	Rocker Panel
DODGE			
RBT005B	09-18	Ram 1500 Crew Cab	Rocker Panel
RBT005B	10-18	Ram 2500 / 3500 / 4500 / 5500 Crew Cab	Rocker Panel
FORD			
RBT002B	09-14	F150 Supercrew Cab	Rocker Panel
RBT003B	99-16	F250/350/450/550 Superduty Crew Cab	Rocker Panel
RBT004B	15-18	F150 Super Crew Cab	Rocker Panel
RBT009B	15-18	F 150 Super Cab	Rocker Panel
RBT010B	04-14	F 150 Super Cab	Rocker Panel
TOYOTA			
RBT008B	07-18	Tundra Crew Max	Rocker Panel

VAN AND TRUCK RUNNING BOARDS

- Heavy duty 14 gauge, precision stamped carbon steel deck features aggressive traction lugs designed for maximum footing in all weather conditions
- Full 6-1/2" step surface for comfort and security
- Running board is fully e-coated to resist rust and corrosion before the application of an industrial grade powder coat finish that will last for years
- Deck surface features one-piece stamped end caps artfully welded directly to the deck to deflect road debris, mud and grime away from the vehicle
- Innovative track mounting system allows for multiple mounting positions to clear mud flaps
- Available in multiple lengths to fit most popular trucks and vans
- All kits include hardware, precision engineered fully e-coated brackets and detailed instructions

Part #	Year	Model	Mount Type
CHEVROLET / GMC			
RBV01B	03-18	Express / Savana 1500/2500/3500	Rocker Panel
RBW02B	07-18	Silverado / Sierra 1500 / 2500 / 3500 Extended Cab	Rocker Panel
RBW03B	07-18	Silverado / Sierra 1500 / 2500 / 3500 Crew Cab	Rocker Panel
RBW01B	07-18	Silverado / Sierra 1500 / 2500 / 3500 Regular Cab	Rocker Panel
DODGE			
RBV05B	14-18	Ram Promaster 136"/159" wheel base	Rocker Panel
RBV06B	14-18	Ram Promaster 118" wheel base	Rocker Panel
RBW10B	09-18	Ram 1500 Crew Cab	Rocker Panel
RBW09B	09-18	Ram 1500 Regular Cab	Rocker Panel
RBW10B	10-18	Ram 2500 / 3500 / 4500 / 5500 Crew Cab	Rocker Panel
RBW09B	10-18	Ram 2500 / 3500 / 4500 / 5500 Regular Cab	Rocker Panel
FORD			
RBV04B	15-17	Transit	Rocker Panel
RBV03B	99-14	Econoline /E-150/250/350	Rocker Panel
RBW07B	99-16	F 250 / 350 / 450 / 550 Superduty Extended Cab	Rocker Panel
RBW08B	99-16	F 250 / 350 / 450 / 550 Superduty Crew Cab	Rocker Panel
RBW06B	99-16	F 250 / 350 / 450 / 550 Superduty Regular Cab	Rocker Panel
MERCEDES			
RBV08B	16-17	Mercedes-Benz Metris Cargo Van	Rocker Panel
NISSAN			
RBV07B	12-15	NV 1500/2500/3500	Rocker Panel



AGGRESSIVE RUNNING BOARD

Combined with custom fit brackets, this lightweight aluminum aggressive running board design fits all listed applications and features protective accent trim.

- Material: aluminum 3003-H24
- Easy bolt-on installation
- Rocker panel mount
- Grated surface provides excellent traction
- Weight-carrying capacity: 250 lbs
- Titanium black powder coated finish
- Wide step area with full length, high quality, UV-resistant non-slip surface
- Limited 3 year warranty



FOR TRUCKS

Part #	Year	Model	Mount Type
CHEVROLET / GMC			
RBA001TI	07-18	Silverado/GMC Sierra 1500/2500/3500 Regular Cab	Rocker Panel
RBA002TI	07-18	Silverado/GMC Sierra 1500/2500/3500 Extended / Double Cab	Rocker Panel
RBA003TI	07-18	Silverado/GMC Sierra 1500/2500/3500 Crew Cab	Rocker Panel
DODGE			
RBA004TI	09-18	Ram 1500 Regular Cab	Rocker Panel
RBA005TI	09-18	Ram 1500 Quad Cab	Rocker Panel
RBA006TI	09-18	Ram 1500 Crew Cab	Rocker Panel
RBA007TI	10-18	Ram 2500/3500 Regular Cab	Rocker Panel
FORD			
RBA007TI	04-14	F-150 Regular Cab	Rocker Panel
RBA008TI	15-18	F-150 Regular Cab	Rocker Panel
RBA009TI	17-18	F250/350/450/550 Super Duty Regular Cab	Rocker Panel
RBA010TI	04-14	F-150 Super Cab	Rocker Panel
RBA010TI	15-17	F-150 Super Cab	Rocker Panel
RBA010TI	2017	F250/350/450/550 Super Duty Super Cab	Rocker Panel
RBA011TI	09-14	F-150 Super Crew Cab	Rocker Panel
RBA012TI	15-18	F-150 Super Crew Cab	Rocker Panel
RBA012TI	17-18	F250/350/450/550 Super Duty Crew Cab	Rocker Panel
RBA013TI	99-16	F250/350/450/550 Super Duty Regular Cab	Rocker Panel
RBA014TI	99-16	F250/350/450/550 Super Duty Super Cab	Rocker Panel
RBA015TI	99-16	F250/350/450/550 Super Duty Crew Cab	Rocker Panel
TOYOTA			
RBA016TI	05-18	Tacoma Double Cab	Rocker Panel
RBA017TI	05-18	Tundra Double Cab	Rocker Panel

FOR VANS

Part #	Year	Model	Mount Type
FORD			
ARBV001B	15-18	Transit (32"+96")	Rocker Panel
ARBV002B	15-18	Transit (36"+36")	Rocker Panel
DODGE			
ARBV003B	14-17	ProMaster (32"+96")	Rocker Panel
ARBV004B	07-17	Sprinter (32"+96")	Rocker Panel

AGGRESSIVE TREAD REAR BUMPER STEP

- Constructed using light weight aluminum
- Mounts under rear bumper
- 53" wide x 6.5" deep
- Powder coated Titanium Black
- Installation hardware included

Part #	Year	Model	Mount Type
DODGE			
ABSV002B	14-17	ProMaster	Rocker Panel
FORD			
ABSV001B	15-17	Transit	Rocker Panel
FREIGHTLINER			
ABSV004B	07-17	Sprinter	Rocker Panel
NISSAN			
ABSV003B	12-17	NV 1500/2500/3500	Rocker Panel



AGGRESSIVE TREAD HITCH STEPS



AGGRESSIVE TREAD HITCH STEPS

TrailFX Aggressive Tread Hitch Steps helps you gain easy access to your truck, van or SUV cargo area. This lightweight aluminum aggressive tread design features a UV-resistant non-slip surface.

- Fits into 2" receiver openings
- Includes anti-rattle brackets to reduce wind noise and vibration
- Step area is 22" long by 6.5" wide
- Black powder coated finish
- Limited 3 year warranty

Part #	Year	Model	Description
UNIVERSAL			
AHS001B	ALL	2" Receiver Hitch Tube	Straight Step: Standard ride height trucks, vans, and SUVs.
AHS002B	ALL	2" Receiver Hitch Tube	Drop Step: 6" drop for lifted or taller trucks, vans, and SUVs.



HOOP STEPS

Fits tightly along the bottom of the vehicle cab and bed and runs from wheel to wheel for a complete look. Hoop steps are positioned in the optimal location at each door point to allow for ease of access. Each step features unitized construction with all step components permanently welded in place. From unique styling to unquestioned quality and durability, TrailFX full length hoop steps give you a confident feeling every time you step into your vehicle.

- Quality steel construction
- Black powder coated
- Weight capacity of 250lbs
- Limited 3 year warranty

Part #	Year	Model	Bed Size
CHEVROLET / GMC			
A3328	15-18	Chevy/GMC 2500/3500 Crew Cab Standard Bed	6' 6"
A3329	15-18	Chevy/GMC 2500/3500 Crew Cab Long Bed	8'
A3330	15-18	Chevy/GMC 2500/3500 Double Cab Standard Bed	6' 6"
A3331	15-18	Chevy/GMC 2500/3500 Double Cab Long Bed	8'
A3215	11-13	Chevy/GMC 1500/2500/3500 Quad Cab	6' 6"
A3214	07-10	Chevy/GMC 1500/2500/3500 Quad Cab	6' 6"
A3216	11-13	Chevy/GMC 1500/2500/3500 Quad Cab	8'
A3209	14-18	Chevy/GMC 1500 Crew Cab	5' 6"
A3208	07-13	Chevy/GMC 1500 Crew Cab 6 Lug	5' 6"
A3210	14-18	Chevy/GMC 1500 Crew Cab	6' 6"
A3217	11-14	Chevy/GMC 2500/3500 Crew Cab	6' 6"
A3212	07-10	Chevy/GMC 2500/3500 Crew Cab	8'
A3213	11-14	Chevy/GMC 2500/3500 Crew Cab	8'
A3211	07-10	Chevy/GMC 2500/3500 Crew Cab	6' 6"
DODGE			
A3221	09-18	Dodge Ram 1500 Crew Cab 4 Door	5' 7"
A3222	09-18	Dodge Ram 1500 Quad Cab 4 Door	6' 4"
A3223	10-18	Dodge Ram 2500/3500 Crew Cab 4 Door	6' 4"
A3224	10-18	Dodge Ram 2500/3500 Crew Cab 4 Door	8'
A3225	10-18	Dodge Ram 2500/3500 Mega Cab 4 Door	6' 4"
FORD			
A3201	09-14	Ford F-150/Lobo SuperCrew	5' 6"
A3203	09-14	Ford F-150/Lobo SuperCrew	6' 6"
A3202	09-14	Ford F-150/Lobo Quad Cab	6' 6"
A3204	99-16	Ford F-250/F-350 Crew Cab	6' 6"
A3205	99-16	Ford F-250/F-350 Crew Cab	8'
A3206	99-16	Ford F-250/F-350 Quad Cab	6' 6"
A3207	99-16	Ford F-250/F-350 Quad Cab	8'
JEEP®			
A3218	07-11	Jeep® JK 2 Door - Textured Black	
A3220	12-17	Jeep® JK 2 Door - Textured Black	
A3219	07-17	Jeep® JK 4 Door - Textured Black	
NISSAN			
A3228	04-18	Nissan Titan Crew Cab	5'
TOYOTA			
A3226	05-18	Toyota Tacoma Double Cab **3" Main Tube**	5'
A3227	05-18	Toyota Tacoma Double Cab **3" Main Tube**	6'
A3229	07-18	Toyota Tundra Crew Max Bed	5'
A3230	07-18	Toyota Tundra Double Cab	6' 6"



FULL LENGTH HOOP STEP WITH BED STEP

Same great features as the TrailFX full length hoop step with the addition of a bed step. Permits access to the front of the truck bed for toolboxes or other bed-mounted equipment.

Part #	Year	Model	Bed Size
CHEVROLET / GMC			
A3332	15-18	Chevy/GMC 2500/3500 Crew Cab Standard Bed	6"6"
A3333	15-18	Chevy/GMC 2500/3500 Crew Cab Long Bed	8'
A3334	15-18	Chevy/GMC 2500/3500 Double Cab Standard Bed	6"6"
A3335	15-18	Chevy/GMC 2500/3500 Double Cab Long Bed	8'
A3305	11-13	Chevy/GMC 1500/2500/3500 Quad Cab	6"6"
A3304	07-10	Chevy/GMC 1500/2500/3500 Quad Cab	6"6"
A3321	11-13	Chevy/GMC 1500/2500/3500 Quad Cab	8'
A3306	07-10	Chevy/GMC 1500/2500/3500 Quad Cab	8'
A3318	07-13	Chevy/GMC 1500 Crew Cab	5' 6"
A3319	14-18	Chevy/GMC 1500 Crew Cab	5' 6"
A3320	14-18	Chevy/GMC 1500 Crew Cab	6"6"
A3322	11-14	Chevy/GMC 2500/3500 Crew Cab	6"6"
A3323	07-10	Chevy/GMC 2500/3500 Crew Cab	6"6"
A3324	11-14	Chevy/GMC 2500/3500 Crew Cab	8'
A3325	07-10	Chevy/GMC 2500/3500 Crew Cab	8'
DODGE			
A3307	09-18	Dodge Ram 1500/2500/3500 Quad Cab	6' 4"
A3310	09-18	Dodge Ram 1500 Crew Cab	5' 7"
A3308	10-18	Dodge Ram 2500/3500 Crew Cab 4 Door	6' 4"
A3326	10-18	Dodge Ram 2500/3500 Crew Cab 4 Door	8'
A3309	10-18	Dodge Ram 2500/3500 Mega Cab 4 Door	6' 4"
FORD			
A3314	09-14	Ford F-150/Lobo SuperCrew	5' 6"
A3302	09-14	Ford F-150/Lobo SuperCrew	6' 6"
A3301	09-14	Ford F-150/Lobo Quad Cab	6' 6"
A3315	99-16	Ford F-250/F-350 Crew Cab	6' 6"
A3316	99-16	Ford F-250/F-350 Crew Cab	8'
A3317	99-16	Ford F-250/F-350 Quad Cab	8'
A3303	99-16	Ford F-250/F-350 Quad Cab	6' 6"
TOYOTA			
A3311	05-18	Toyota Tacoma Crew Cab	6' 6"
A3312	07-18	Toyota Tundra Crew Max	5' 6"
A3313	07-18	Toyota Tundra Double Cab	6' 6"
A3327	07-18	Toyota Tundra Double Cab	8'

EXTREME GRILLE GUARDS

These HD grille guards are designed with heavy-duty use in mind and engineered to provide the maximum front end coverage for the headlight and grille areas of your truck. Every HD grille guard is designed specifically for each vehicle model, contouring to the lines of the vehicle while providing an easy, no-drill, bolt-on installation.

- Built from heavy-duty, thick-wall, mild steel tubing for extra protection
- E-coated before the black powder coating is applied for maximum protection against rust and corrosion for years of service
- Limited 3 year warranty

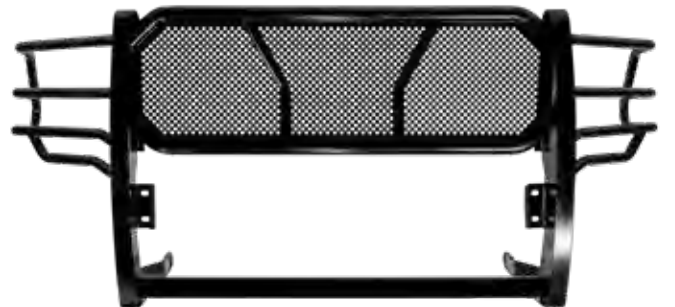


Black Part #	Year	Model	Exclusions
CHEVROLET			
E0509B	15-18	Silverado 2500 / 3500	•
E0503B	11-14	Silverado 2500 HD/3500	
E0502B	03-06	Silverado 2500 /3500 HD (Incl Classic)	
2710146073	07-10	Silverado 2500 HD/3500	
2710147073	07-13	Silverado 1500 LD	
E0512B	14-18	Silverado 1500	
DODGE			
2720229103	10-18	Ram 2500 / 3500	
2720234063	06-08	Ram 1500/2500/3500	
2720228093	09-12	Ram 1500	
FORD			
E0508B	15-18	F 150	•
2730303053	04-08	F150	
2730315093	09-14	F 150	•
2730345113	11-16	F 250 / 350 / 450 / 550 Superduty	
2730345083	08-10	F250 / F350 / F450 / F550 Superduty	
E0511B	17-18	F 250 /350 /450/ 550 Super Duty	
GMC			
E0507B	14-18	Sierra 1500	
E0505B	07-13	Sierra 1500	
TOYOTA			
2750560073	07-18	Tundra	•

- Excludes models with HID auto leveling headlights



PART # E0511B
17-18 F250/350/450/550



PART # 2720229103
10-18 RAM 2500/3500



PART # E0508B
07-13 SIERRA 1500



FRONT END PROTECTION

Laser-cut steel center section for added radiator and grille protection.

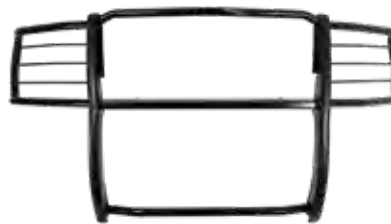


STANDARD GRILLE GUARDS

TrailFX grille guards are designed to protect your front end, and add a customized sporty look to your Truck or SUV. This grille guard has a one-piece design which allows for a quick and easy installation using existing mounting points on your vehicle. Two different finishes are available: stainless steel or gloss black powder coat. Standard grille guards are even designed with pre-drilled optional lighting mounts.

Stainless Part #	Black Part #	Year	Model
CHEVROLET			
E0022S*	E0022B	15-18	Silverado 2500 / 3500
E0025S	E0025B	15-18	Colorado
E0023S*	E0023B	15-16	Suburban / Tahoe 1500
81020	81021	00-06 99-02	Suburban 2500 / Tahoe 1500 / Tahoe 271 Silverado 1500
81050	81051	03-07	Avalanche / Silverado 1500 (Incl Classic)
81190	81191	07-12 07-14	Avalanche 1500 Suburban / Tahoe 1500
81200	81201	07-13	Silverado 1500 LD
E0033S*	E0033B	14-15	Silverado 1500
DODGE			
81100	81101	02-05 03-05	Ram 1500 Ram 2500 / 3500
E0011S	E0011B	09-18	Ram 1500
E0026S	E0026B	14-18	Ram Promaster Van (Full size)
1520251101	1520251103	10-18	Ram 2500 / 3500
FORD			
E0021S	E0021B	15-18	F 150
81120	81121	00-06 99-04	Excursion F 250 / 350 / 450 / 550 Superduty
81140	81141	04-08	F 150
1530373081	1530373083	08-11	Escape
E0010S	E0010B	09-14	F 150 (Incl Ecoboost)
1530344111	1530344113	11-16	F 250 /350 Superduty
E0032S	E0032B	17-18	F 250 /350 Superduty
E0027S	E0027B	15-18	Transit Van (Full size)

Stainless Part #	Black Part #	Year	Model
GMC			
E0012S*	E0012B	14-15	Sierra 1500
E0024S*	E0024B	15-18	Sierra 2500 / 3500
E0025S	E0025B	15-18	Canyon
1511148071	1511148073	07-13	Sierra 1500
JEEP®			
E0017S	E0017B	11-17	Grand Cherokee
E0004S	E0004B	07-17	Wrangler
NISSAN			
	1540417983	00-01 98-00	Xterra Frontier
81300	81301	05-07 05-18	Pathfinder Frontier
E0031S	E0031B	16-18	Titan XD
TOYOTA			
81360	81361	03-09	4Runner
E0029S	E0029B	16-18	Tacoma
E0003S	E0003B	05-15	Tacoma
E0019S	E0019B	07-18 08-18	Tundra Sequoia



PART # E0033B
14-15 SILVERADO 1500



PART # E0011S
09-18 RAM 1500



PART # E0021B
15-18 F150



PART # E0004B
07-17 WRANGLER



PART # E0003S
05-15 TACOMA

Limited Lifetime Warranty: TrailFX stainless steel grille guards carry a Limited Lifetime Warranty to the original owner. Treat yourself to a life of looking good and dependability.
3-Year Warranty: TrailFX black powder coat steel grille guards carry a 3-Year Limited Warranty to the original owner. Warranty covers finish defects from normal use.



The TrailFX bull bar gives a unique and sporty look to your truck or SUV. Each bull bar is custom designed and engineered for a specific application, providing a guaranteed fit. The bull bar is also designed for maximum ground clearance and an easy no drill installation. Available in your choice of long lasting stainless steel or black finishes to keep your rig looking good.

- Available in 3" or 3.5" diameter for most applications
- Pre-drilled holes for optional light mounting
- TrailFX etched into the skid plate for unique design

3" BULL BARS

Stainless Part #	Black Part #	Year	Model
CHEVROLET / GMC			
1312124001	B0016B	00-06 99-07 00-06	Suburban / Tahoe 1500 Silverado / Sierra 1500 Yukon / Yukon XL 1500
1312125001	B0017B	00-06 01-07 00-06	Suburban 2500 / Tahoe Silverado 1500 / 2500 / 3500 HD Yukon / Yukon XL 2500
B0033S	B0033B	07-18 14-17 07-18	Silverado 1500 LD Silverado / Sierra 1500 Sierra 1500
B0007S	B0007B	11-18	Silverado / Sierra 2500 / 3500
B0029S	B0029B	15-18	Colorado / Canyon
DODGE			
8923342	B0010B	02-05 03-09 06-09	Ram 1500 Ram 2500 / 3500 Ram 2500 / 3500 Mega Cab
FORD			
1330371971	B0021B	97-04 99-04	F 150 / 250 LD 4WD F 150 LD / 250 LD 2WD
B0028S		04-17	F 150
B0034S	B0034B	17-18	F 250 / 350 Super Duty
JEEP®			
B0026S	B0026B	10-17	Wrangler
NISSAN			
1340401041	B0019B	04-15 04-15	Titan Extended Cab Armada 2/4WD
B0031S	B0031B	16-18	Titan XD
8948212	B0013B	05-17	Frontier Extended Cab
TOYOTA			
8956222	B0014B	05-15	Tacoma
B0030S	B0030B	16-17	Tacoma
8956422	B0015B	08-17	Tundra



3.5" Oval Bull Bar with double row LED light BAR

3.5" OVAL BULL BARS

Stainless Part #	Black Part #	Year	Model
CHEVROLET / GMC			
B1516S	B1516B	07-17	Silverado / Suburban / Sierra 1500
B1502S	B1502B	11-18	Silverado / Sierra 2500 / 3500
DODGE			
B1503S	B1503B	09-17	Ram 1500
B1504S	B1504B	10-17	Ram 2500 / 3500
FORD			
B1507S		04-17	F 150
B1505S	B1505B	11-16	F 250 / 350 / 450 / 550 Superduty
B1519S	B1519B	17-18	F 250 / 350 Superduty
NISSAN			
B1517S	B1517B	16-18	Titan XD
TOYOTA			
B1508S	B1508B	05-15	Tacoma



3.5" OVAL BULL BAR WITH DOUBLE ROW LED LIGHT BAR

Custom designed and engineered for every application. This bull bar adds style, with added protection for full-size trucks, SUVs, and CUVs. Each application is designed for maximum ground clearance with easy, no drill installation.

- Mandrel-Bent tube construction for a smooth finish
- Polished stainless steel and titanium black powder coated finish for maximum rust and corrosion protection.
- Includes an integrated TrailFX 20" double row straight LED light bar with combo beam pattern
- Includes a steel skid plate with TrailFX logo
- Easy, bolt-on installation
- Warranty: PSS finish - limited lifetime, titanium black: limited 3 years

Stainless Part #	Black Part #	Year	Model
CHEVROLET / GMC			
B1601SKIT	B1601BKIT	07-18	Silverado / Sierra 1500
B1602SKIT	B1602BKIT	07-10	Silverado / Sierra 2500/3500
B1603SKIT	B1603BKIT	11-18	Silverado / Sierra 2500/3500
B1604SKIT	B1604BKIT	15-18	Colorado / Canyon
DODGE			
B1605SKIT	B1605BKIT	09-17	Ram 1500
B1606SKIT	B1606BKIT	10-17	Ram 2500 / 3500
FORD			
B1607SKIT	B1607BKIT	04-16	F 150
B1608SKIT	B1608BKIT	11-16	F 250 / 350 / 450 / 550 Superduty
B1609SKIT	B1609BKIT	17-18	F 250 / 350 Superduty
TOYOTA			
B1610SKIT	B1610BKIT	16-17	Tacoma
B1611SKIT	B1611BKIT	07-17 08-17	Tundra Sequoia

FULL REPLACEMENT FRONT BUMPERS

- Constructed of milled steel
- One-piece design uses OEM hardware
- Accepts factory fog lights
- Lightweight
- Grille mesh
- Limited 1 year warranty



Part #	Year	Model
CHEVROLET / GMC		
FX3004	11-14	Silverado 2500/3500 HD
FX3005	7.5-10	Silverado 2500/3500 HD
FX3006	03-07	HD Classic
FX3007	07-13	Silverado 1500
FX3016	11-14	GMC HD
FX3017	7.5-10	GMC HD
FX3018	07-13	Sierra 1500
FX3021	2015	Chevrolet HD
FX3022	2015	Sierra HD
FORD		
FX3000	11-14	F- Superduty
FX3001	08-10	F- Superduty
FX3002	05-07	F- Superduty
FX3003	99-04	F- Superduty
FX3013	09-13	F-150

Part #	Year	Model
DODGE		
FX3008	10-14	Dodge HD
FX3009	06-09	Dodge HD
FX3010	03-05	Dodge HD
FX3011	94-02	Dodge HD
FX3012	09-12	Ram 1500
NISSAN		
FX3014	04-13	Titan HD
TOYOTA		
FX3015	07-13	Tundra HD

FULL REPLACEMENT REAR BUMPERS

The TrailFX Rear Bumper gives you protection with style. Each application is custom designed to fit the lines of your truck.

- Constructed of milled steel
- Sensor cut-outs
- One-piece design for easy installation
- Hardware and light wiring kit
- Limited 1 year warranty



Part #	Year	Model
CHEVROLET / GMC		
FX1001	11-14	Silverado 2500/3500/ GMC Sierra 2500/3500/HD
FX1013	15-16	Silverado 2500/3500/ GMC Sierra 2500/3500/HD
FX1002	07-10	Silverado 2500/3500/ GMC Sierra 2500/3500/HD
FX1003	03-07	Silverado 2500/3500/ GMC Sierra 2500/3500/HD
FX1004	07-13	Silverado / Sierra 1500
FX1012	14-16	Silverado / Sierra 1500
DODGE		
FX1005	10-15	Ram 2500/3500 HD
FX1006	03-09	Ram 2500/3500 HD
FORD		
FX1000	99-16	F-250/350/450/550 Super Duty
FX1009	09-14	F-150
NISSAN		
FX1010	04-15	Titan
TOYOTA		
FX1014	14-15	Tundra
FX1011	07-13	Tundra

BUMPERS & GUARDS



PART # FLDB005TI
16-18 SILVERADO

LIGHT DUTY FRONT BUMPERS

- Stylish and functional front end protection
- Rugged, fully welded design
- Titanium black finish
- Accommodates TrailFX 20" double row straight & 3" LED cube light (sold separately)
- Easy bolt-on installation
- Limited 3 year warranty

Black Part #	Year	Model
CHEVROLET/ GMC		
FLDB003TI	14-15	Silverado 1500
FLDB005TI	16-18	Silverado 1500
FLDB004TI	14-15	Sierra 1500
DODGE		
FLDB006TI	13-18	Ram 1500
FORD		
FLDB001TI	09-14	F 150
FLDB002TI	15-18	F 150



LIGHT DUTY REAR BUMPERS

- Stylish and functional rear end protection
- Rugged, fully welded design
- Titanium black finish
- Accommodates TrailFX 3" flush mount light (sold separately)
- Easy bolt-on installation
- Limited 3 year warranty



PART # RLDB004TI
07-18 SILVERADO



Black Part #	Year	Model
CHEVROLET / GMC		
RLDB004TI	07-18	Silverado 1500
RLDB004TI	07-18	Sierra 1500
DODGE		
RLDB003TI	09-18	Ram 1500
FORD		
RLDB002TI	06-14	F 150
RLDB001TI	15-18	F 150



HEAVY DUTY FRONT BUMPERS

- Stylish and functional front end protection
- Rugged, fully welded design
- Powder coated black steel
- Accommodates TrailFX 30" straight double row light bar and 3" LED flush mount (sold separately)
- Easy bolt-on installation
- Limited 3 year warranty

Black Part #	Year	Model
CHEVROLET		
FHDB003TI	15-18	Silverado 2500/3500
DODGE		
FHDB002TI	10-18	Ram 2500/3500
FORD		
FHDB001TI	11-16	F250/350/450/550 Superduty
TOYOTA		
FHDB005TI	14-18	Tundra



PART # FHDB005TI
14-18 TUNDRA



HEAVY DUTY REAR BUMPERS

- Stylish and functional rear end protection
- Rugged, fully welded design
- Powder coated black steel
- Accommodates TrailFX 3" LED flush mount (sold separately)
- Easy bolt-on installation
- Limited 3 year warranty

Black Part #	Year	Model
CHEVROLET / GMC		
RHDB003TI	11-18	Silverado / Sierra 2500/3500
DODGE		
RHDB002TI	10-18	Ram 2500/3500
FORD		
RHDB001TI	99-16	F250/350/450/550 Superduty
TOYOTA		
RHDB005TI	14-18	Tundra

ROOF RACK

- A complete roof rack system that is tough enough to conquer the trail
- Constructed from heavy-duty 2" x 0.12" wall tubing and featuring 1/4" thick brackets for secure mounting
- All parts are e-coated before powder coating for the maximum in rust prevention
- Limited 3 year warranty

Textured Black Part #	Year	Model
J021T	07-17	Wrangler JK (2dr)
J023T	07-17	Wrangler JK (2dr / 4dr) Roof Basket
J029T	07-17	Wrangler JK (4dr)



ROCKER PANEL GUARD

Textured Black Part #	Year	Model
J041T	07-17	Wrangler JK (4 Dr)



ROCKER GUARD

- Rugged, fully welded design for extra strength
- Upper tube for side protection
- Heavy-duty 2" x 0.120" construction with a durable powder coated finish

Textured Black Part #	Year	Model
J028T	07-17	Wrangler JK (2 Dr)



SOFT GRAB RAIL HANDLE

- Constructed of nylon webbing
- Storage pocket allows extra space to store small items
- Designed for 2" to 3" roll bar
- Limited 1 year warranty

Textured Black Part #	YEAR	Model
J049	Universal	Wrangler JK (2 Dr) Wrangler JK Unlimited (4 Dr)



FENDER FLARES

Replace factory fender flares with TrailFX fender flares using existing holes with minimum drilling. Flat design flare with 1.5" tubing provides additional tire clearance for larger tires and suspension travel.

- Front flares extend 7.5", Rear flares extend 5.5" for additional protection
- Black powder coat finish
- Custom gasket included
- Limited 3 year warranty

Part #	Year	Model	Description
J052FF	07-17	Wrangler JK	Front Set of 2
J052RF	07-17	Wrangler JK	Rear Set of 2



TAILLIGHT GUARD

- Rugged, fully welded design for extra strength
- Durable powder coated, textured, black finish
- Easy, bolt-on installation

Part #	Year	Model
J026T	07-17	Wrangler JK (2 Dr) Wrangler JK Unlimited (4 Dr)

TUBE DOORS

Replace standard issue factory doors with TrailFX tube doors. These are direct bolt-on replacements using the factory hinges. Each door has adjustable hinge brackets and latch assembly.

- Side view mirror mounts for front doors
- Rubber anti-rattle bump stops
- Black powder coat finish
- Limit straps included
- Limited 3 year warranty
- One-piece design for easy installation

Part #	Year	Model	Description
J051FD	07-17	Wrangler JK	Front Pair
J051RD	07-17	Wrangler JK	Rear Pair



ROCK CRAWLER FRONT BUMPER

- Rugged, fully welded design for extra strength
- Welded D-ring tabs included
- Heavy-duty 2" x 0.120" construction with a durable powder coated finish

Textured Black Part #	YEAR	Model
J002T	07-17	Wrangler JK (2 Dr) Wrangler JK Unlimited (4 Dr)



ROCK CRAWLER REAR BUMPER

- Heavy-duty 2" x 0.120" construction with a durable powder coated finish
- Rugged, fully welded design for extra strength

Textured Black Part #	YEAR	Model
J012T	07-17	Wrangler JK (2 Dr) Wrangler JK Unlimited (4 Dr)

FRONT BUMPER

- Includes D-Ring - 3/4", 4T
- Textured black
- Compatible with 2x2 cube lights and 20" single row LED light bars
- LED lights sold separately

Textured Black Part #	YEAR	Model
J031T	07-17	Wrangler JK (4 Dr)



REAR BUMPER

- Heavy duty high-grade steel laser cut for accuracy
- Rugged, fully welded design for extra strength
- Includes D-Rings and flush-mounted cover plates for optional lighting
- Textured black finish

Textured Black Part #	YEAR	Model
J033T	07-17	Wrangler JK (4 Dr)
J034T	07-17	Wrangler JK (4 Dr)


REAR BUMPER WITH TIRE CARRIER

Mount your spare with confidence using the TrailFX rear bumper with tire carrier.

- One piece design
- Mounting hardware included
- Includes 2" receiver hitch tube
- Black powder coat finish
- Limited 3 year warranty

Part #	Year	Model
J050T	07-17	Wrangler JK





SPARE TIRE CARRIER, TAILGATE VENT & OFF ROAD JACK MOUNT

Textured Black Part #	YEAR	Model	Description
J035T	07-17	Wrangler JK (4 Dr)	(A) Spare Tire Carrier
J045T	07-17	Wrangler JK (4 Dr)	(B) Tailgate Vent
J046T	07-17	Wrangler JK (4 Dr)	(C) Tailgate Vent
J042T	07-17	Wrangler JK (4 Dr)	(D) Off Road Jack Mount



LIGHT MOUNTING BARS

- Rugged, fully welded design for extra strength
- Textured black powder coated finish
- Facilitates mounting of lights above the windshield
- Easy assembly and installation
- 4 light mounting tabs

Textured Black Part #	YEAR	Model
J017T	07-17	Wrangler JK (2 Dr) Wrangler JK Unlimited (4 Dr)

LED LIGHT BRACKET- 50" DOUBLE ROW STRAIGHT LIGHT BAR

- Fits 50" double row straight LED light bar
- Includes rubber pad to protect vehicle finish when mounted

Textured Black Part #	YEAR	Model
J036T	07-17	Wrangler JK (4 Dr)


LIGHT BRACKET- 20" DOUBLE ROW STRAIGHT LIGHT BAR

- Fits with 2007-2017 Jeep® Wrangler JK & JK Unlimited
- Textured black powder coated finish
- 4 lights tabs
- Mounts on factory bolt locations

Textured Black Part #	YEAR	Model
J040T	07-17	Wrangler JK (4 Dr)

WINDSHIELD LED LIGHT BRACKET

Textured Black Part #	YEAR	Model
J044T	07-17	Wrangler JK (4 Dr)



EURO LIGHT GUARD

- Fits Jeep® Wrangler JK 2007-2017
- Textured black powder coated steel
- Durable protection
- Easy installation
- Limited 3 year warranty

Textured Black Part #	YEAR	Model
J048T	07-17	Euro Light Guard

REFLEX WINCHES

TrailFX REFLEX Series winches are built for enthusiasts who need dependable performance to make the most of their outdoor lifestyle. With a die cast aluminum control box, faster line speeds, IP68-rated waterproofing, high performance motor and a dual wired or wireless remote controls these winches will impress the hardcore offroader.

- High strength wire or synthetic rope
- Includes wired and wireless remote control
- Meets IP68 standards for water and dust resistance
- Limited lifetime warranty for mechanical componentry and limited one year warranty on electrical components



	WR08B	WR95B	WR12B
Winch Capacity	8000 lbs	9500 lbs	12000 lbs
Rated Line Pull	8,000 Lbs., (3600 kgs.) single-line	9500 Lbs., (4305 kgs.) single-line	12,000 Lbs., (5440 kgs.) single-line
Solenoid Compliance	IP67	IP67	IP67
Gear Train	3 Stage Planetary	3 Stage Planetary	3 Stage Planetary
Drum Size	2.5" Diameter / 8.82" Length	2.5" Diameter / 8.82" Length	3" Diameter / 8.82" Length
Cable	8.1 mm Diameter / 94' Length	8.5 mm Diameter / 94' Length	9.5 mm Diameter / 94' Length
Fairlead	4 Way Roller	4 Way Roller	4 Way Roller
Recommended Battery	650 CCA minimum for Winching	650 CCA minimum for Winching	650 CCA minimum for Winching
Battery Lead	25 mm ² , 72" (1.8 m)	25 mm ² , 72" (1.8 m)	25 mm ² , 72" (1.8 m)
Mounting Pattern	10" x 4.5"	10" x 4.5"	10" x 4.5"
Rope Type	Wire	Wire	Wire



	WRS95B	WRS12B
Winch Capacity	9500 lbs	12000 lbs
Rated Line Pull	9500 Lbs., (4305 kgs.) single-line	12,000 Lbs., (5440 kgs.) single-line
Solenoid Compliance	IP68	IP68
Gear Train	3 Stage Planetary	3 Stage Planetary
Drum Size	2.5" Diameter / 8.82" Length	2.5" Diameter / 8.82" Length
Cable	8.5 mm Dia / 94' Length, Grey, Dyneema SK75, with metal loop	10 mm Dia / 94' Length, Grey, Dyneema SK75, with metal loop
Fairlead	Aluminum Fairlead	Aluminum Fairlead
Recommended Battery	650 CCA minimum for Winching	650 CCA minimum for Winching
Battery Lead	25 mm ² , 72" (1.8 m)	25 mm ² , 72" (1.8 m)
Mounting Pattern	10" x 4.5"	10" x 4.5"
Rope Type	Synthetic	Synthetic

WINCH ACCESSORIES

Part #	Description
WA014	(A.) Winch Rigging Kit
WA015	(B.) Extra Large Work Gloves
WA016	(C.) Neoprene Winch Covers
WA017	(D.) Flat Fixed Mount Mounting Plates
WA018	(E.) Receiver Mount Mounting Plates
WA040	(F.) Winch Snatch Block
WA009	(G.) Tow Hook Kit
WA001	(H.) Control Box
WA019	(I.) Wireless Winch Remote Control
WA008	(J.) Fairlead
WA011	(K.) Winch Power Cable
WA042	(L.) Rope Shackle Pair (Red)
WA043	(M.) Rope Shackle Pair (Black)



**NEW
PRODUCT**



WINCHES

- High strength wire rope
- Wired remote control
- Limited lifetime warranty for mechanical parts;
1 year limited for electrical parts



	Part # W08B	Part # W10B
Winch Capacity	8,000 lbs.	10,000 lbs.
Rated Line Pull	8,000 Lbs., (3600 kgs.) single-line	10,000 Lbs., (4532 kgs.) single-line
Motor	6.7 HP/12 V series wound	6.5HP/12 V series wound
Remote Control	Remote Switch, 12' (3.7m) lead	Remote Switch, 12' (3.7m) lead
Electrical Control	450 A Heavy Duty Solenoid	450 A Heavy Duty Solenoid
Solenoid Compliance	IP67	IP67
Gear Train	3 Stage Planetary	3 Stage Planetary
Gear Ratio	150 : 1	218 : 1
Clutch Type	Rotating Ring Gear	Rotating Ring Gear
Braking Action	Automatic In-The-Drum	Automatic In-The-Drum
Drum Size	2.5" Diameter / 8.82" Length	2.5" Diameter / 8.82" Length
Cable	8.1 mm Diameter / 94' Length	9.1 mm Diameter / 94' Length
Fairlead	4 Way Roller	4 Way Roller
Recommended Battery	650 CCA minimum for Winching	650 CCA minimum for Winching
Battery Lead	25 mm ² , 72" (1.8 m)	25 mm ² , 72" (1.8 m)
Weight	40 Kgs (88 lbs)	42 Kgs (93 lbs)
Mounting Pattern	10" x 4.5"	10" x 4.5"

	Part # W12B	Part # WS10B
Winch Capacity	12,000 lbs.	10,000 lbs
Rated Line Pull	12,000 Lbs., (5440 kgs.) single-line	10,000 Lbs., (4532 kgs.) single-line
Motor	6.5 HP/12 V, series wound	6.5HP/12 V series wound
Remote Control	Remote Switch, 12' (3.7m) lead	Wired/ Wireless Remote Switch with LED light, 12' (3.7m) lead
Electrical Control	450 A Heavy Duty Solenoid	450 A Heavy Duty Solenoid
Solenoid Compliance	IP67	IP67
Gear Train	3 Stage Planetary	3 Stage Planetary
Gear Ratio	265 : 1	218 : 1
Clutch Type	Rotating Ring Gear	Rotating Ring Gear
Braking Action	Automatic In-The-Drum	Automatic Out Of Drum
Drum Size	3' Diameter / 8.82" Length	2.5" Diameter / 8.82" Length
Cable	9.5 mm Diameter / 94' Length	9.5 mm Dia / 94' Length, Grey, Dyneema SK75, with metal loop
Fairlead	4 Way Roller	Aluminum Fairlead
Recommended Battery	650 CCA minimum for Winching	650 CCA minimum for Winching
Battery Lead	25 mm ² , 72" (1.8 m)	25 mm ² , 72" (1.8 m)
Weight	44 Kgs (97 lbs)	36 Kgs (79 lbs)
Mounting Pattern	10" x 4.5"	10" x 4.5"

ATV/UTV WINCHES

- Mini rocker switch and hand-held remote control
- High strength wire or synthetic rope models designed to pull load safely
- Meets IP67 standards for water resistance
- Limited Lifetime Warranty for mechanical parts; 1 year Limited for electrical parts



RECOVERY

TrailFX Part No & Winch Capacity		
	W035B – 3500 lbs	WS035B – 3500 lbs
Rated Line Pull	3500Lb (1581Kg) Single-Line	3500Lb (1581Kg) Single-Line
Motor	1.1 Hp (Output) / 3.8 Hp (Input) Permanent Magnet Motor	1.1 Hp (Output) / 3.8 Hp (Input) Permanent Magnet Motor
Remote Control	Mini Rocker Switch & Handlebar Remote Control	Mini Rocker Switch & Handlebar Remote Control
Electrical Control	250A Solenoid	250A Solenoid
Gear Train	3-Stage Planetary	3-Stage Planetary
Gear Ratio	136:1	136:1
Clutch Type	Cam Activated	Cam Activated
Braking Action	Mechanical Brake	Mechanical Brake
Drum Size	2.0" X 2.9"	2.0" X 2.9"
Rope Type	Steel Rope	Synthetic Rope (Dyneema, Grey)
Rope Specification	3/16" X 50' (4.8 Mm X 15.2 M)	3/16" X 50' (4.8 Mm X 15.2 M)
Fairlead	4 Way Roller Fairlead	Aluminum Fairlead
Recommended Battery	650 Cca	650 Cca
Battery Lead	10 Mm2 X 72"	10 Mm2 X 72"
Weight	24 Lbs	21 Lbs
Mounting Pattern	3" X 4.88" (76 Mm X 124 Mm) Universal Type	3" X 4.88" (76 Mm X 124 Mm) Universal Type
Overall Dimensions	338 Mm X 110 Mm X 114 Mm	338 Mm X 110 Mm X 114 Mm
Warranty	Limited Lifetime Warranty For Mechanical Parts; 1 Year Limited For Electrical Parts	Limited Lifetime Warranty For Mechanical Parts; 1 Year Limited For Electrical Parts
Water proof	Water Resistant Motor, Gear Box & Solenoid (Ip67)	Water Resistant Motor, Gear Box & Solenoid (Ip67)
TrailFX Part No & Winch Capacity		
	W045B – 4500 lbs	WS045B – 4500 lbs
Rated Line Pull	4500Lb (2045Kg) Single-Line	4500Lb (2045Kg) Single-Line
Motor	1.3 Hp (Output) / 4.5 Hp (Input) Permanent Magnet Motor	1.3 Hp (Output) / 4.5 Hp (Input) Permanent Magnet Motor
Remote Control	Mini Rocker Switch & Handlebar Remote Control	Mini Rocker Switch & Handlebar Remote Control
Electrical Control	250A Solenoid	250A Solenoid
Gear Train	3-Stage Planetary	3-Stage Planetary
Gear Ratio	166:1	166:1
Clutch Type	Cam Activated	Cam Activated
Braking Action	Mechanical Brake	Mechanical Brake
Drum Size	2.0" X 2.9"	2.0" X 2.9"
Rope Type	Steel Rope	Synthetic Rope (Dyneema, Grey)
Rope Specification	1/4" X 40' (6 Mm X 12.2 M)	1/4" X 40' (6 Mm X 12.2 M)
Fairlead	4 Way Roller Fairlead	Aluminum Fairlead
Recommended Battery	650 Cca	650 Cca
Battery Lead	10 Mm2 X 72"	10 Mm2 X 72"
Weight	30 Lbs	26.5 Lbs
Mounting Pattern	3" X 4.88" (76 Mm X 124 Mm) Universal Type	3" X 4.88" (76 Mm X 124 Mm) Universal Type
Overall Dimensions	351 Mm X 117 Mm X 120 Mm	351 Mm X 117 Mm X 120 Mm
Warranty	Limited Lifetime Warranty For Mechanical Parts; 1 Year Limited For Electrical Parts	Limited Lifetime Warranty For Mechanical Parts; 1 Year Limited For Electrical Parts
Water proof	Water Resistant Motor, Gear Box & Solenoid (Ip67)	Water Resistant Motor, Gear Box & Solenoid (Ip67)

RATCHET TIE-DOWNS & RECOVERY STRAPS

- The highest quality webbing assures the safest, most abrasion resistant tie-downs available
- Ratchets provide maximum tensioning with minimum force
- All cargo management tie-downs, anchor points and recovery accessories feature a 90 day warranty



Part #	Image	Size	Break Strength	Load Capacity	Hook	Details
A12029Y	(A.)	2"x27'	10,000 lbs.	3,333 lbs.	Flat Hook Zinc	Yellow
A12019Y	(B.)	2"x27'	10,000 lbs.	3,333 lbs.	"J" Hook Zinc	Yellow
A12041Y	(C.)	2"x10'	6,000 lbs.	2,000 lbs.	Twisted Snap	Yellow
A12031Y	(D.)	2"x7'	6,000 lbs.	2,000 lbs.	Twisted Snap	Yellow
A11043Y	(E.)	1"x15'	1,500 lbs.	500 lbs.	"S" hook	Yellow, Pack of 4
A11033R	(F.)	1"x14'	1,500 lbs.	500 lbs.	"S" hook	Red, Pack of 4
A11023Y	(G.)	1.25"x16'	3,000 lbs	1,000 lbs	"J" hook	Yellow, Pack of 2
A11013D	(H.)	1"x12'	1,500 lbs.	500 lbs.	"S" hook	Desert Camo, Pack of 2

RECOVERY STRAPS

Exceptional strength, lightweight and easy to store away.

Part # C16019Y

- 6"x30' Recovery Strap
- 60,000 lbs. break strength
- 30,000 lbs. load capacity



Part # C14019Y

- 4"x30' Recovery Strap
- 40,000 lbs. break strength
- 20,000 lbs. load capacity

2" X 5.5' OVER THE WHEEL RATCHET TIE-DOWN

Part # A92011Y

- 6,000 lbs. break strength
- 2,000 lbs. load capacity
- Flat snap hook



CAMBUCKLE TIE-DOWNS

Part # A21011B

- 1"x8' Cambuckle Lashing Strap
- 600 lbs. break strength
- 200 lbs. load capacity
- Pack of 2
- Black



Part # A21023Y - "S" Hook

- 1"x10' Cambuckle Tie-Down
- 1,200 lbs. break strength
- 400 lbs load capacity
- Pack of 4
- Yellow



ROPE CLEAT

Part # E10054C

- 150 lbs. load capacity
- Pack of 1
- Chrome
- Hardware included



2" WIRE RING ANCHOR POINT

Part # E30024Z (A)
Part # E10023Z (B)

- D-Ring
- 12,000 lbs. break strength
- 4,000 lbs. load capacity



(A.)

(B.)

2" X 2' AXLE STRAP

Part # A92031Y

Provides a convenient tie-down point for vehicle attachment

- Delta ring
- 5,000 lbs. break strength
- 1,666 lbs. load capacity
- Yellow



1-1/2" WIRE RING ANCHOR POINT

Part # E10013Z

- 900 lbs. break strength
- 300 lbs. load capacity



TOW HOOK KIT

Part # E20011B

- 10,000 lbs. break strength
- Black forged steel
- Includes hardware

STAKE POCKET ANCHOR POINT

Part # E10041C

- 2 chrome universal anchor points per pack
- Stake pocket design



SINGLE STUD FITTING WITH O-RING

Part # E30012Z

- 4,000 lbs. break strength
- 1,333 lbs. load capacity
- Pack of 12



CARGO NET

Part # G22019B - Short Bed, 73" x 79"

Part # G22029B - Long Bed, 73" x 99"

- Includes carry bag
- Cambuckle - zinc yellow
- S-hook - black vinyl coated



UNIVERSAL ANCHOR POINTS

Part # E10031C - Chrome


Part # E10031B - Black

- 2 universal anchor points per pack
- Toggle bolt design



HEADACHE RACKS

- Black or white powder coated steel
- Round tube louvered design
- With or without rear cab window cut out
- Limited lifetime warranty



Black Part #	White Part #	Year	Description
CHEVROLET/ GMC			
H0003B	H0003W	88-18	Silverado / Sierra
H0004B	H0004W	88-18	Silverado / Sierra
DODGE			
H0003B	H0003W	94-18	Ram 1500/2500/3500
H0004B	H0004W	94-18	Ram 1500/2500/3500
FORD			
H0003B	H0003W	97-18	F-150
H0004B	H0004W	97-18	F-150
H0006B	H0006W	99-16	F-250/350 Super Duty
H0005B	H0005W	99-16	F-250/350 Super Duty
NISSAN			
H0006B	H0006W	04-15	Titan Crew Cab
H0005B	H0005W	04-15	Titan Crew Cab
TOYOTA			
H0003B	H0003W	07-18	Tundra
H0004B	H0004W	07-18	Tundra



TRUCK/SUV TAILLIGHT GUARDS

- Black powder coated steel
- Set of 2
- Limited 3 year warranty

Black Part #	Year	Model
CHEVROLET/ GMC		
T0019B	07-13	Silverado / Sierra 1500/2500/3500
FORD		
T0006B	08-16 97-04	F250/350/450/550 HD Super Duty F150 / 250 LD (Incl. Heritage Edition)
T0003B	09-14	F 150
NISSAN		
T0013B	00-04	X-Terra
T0014B	05-15	X-Terra
TOYOTA		
T0008B	05-15	Tacoma
T0007B	07-14	FJ Cruiser



TAILLIGHT GUARD

- Rugged, fully welded design for extra strength
- Durable powder coated, textured, black finish
- Easy, bolt-on installation

Textured Black Part #	Year	Model
J026T	07-17	Wrangler JK (2 Dr) Wrangler JK Unlimited (4 Dr)

RECEIVER HITCHES

TrailFX hitches are available to fit trucks, vans, and SUVs. Hitches for today's vehicles offer round-tube receivers to complement the vehicle's appearance. 1-1/4" or 2" receiver tube openings are available. TrailFX hitches are a great balance between performance and price, safe yet simple in form and function. Engineered to deliver the best value for your dollar, built to get the job done, tested to prove they surpass baseline quality, and priced to be competitive with other brands.

- Designed for trucks, vans, SUVs and CUVs
- Black, powder coated steel
- Solid all-welded construction for maximum strength and safety
- Mounting holes designed to provide a neat appearance when installed
- Weight carrying capacity: rated up to 5,000 lbs. GTW
- Weight distribution capacity: rated up to 10,000 lbs. GTW
- Limited 3 year warranty



Part #	Year	Application	Hitch Class	Size	Trailer Weight	Tongue Weight
CHEVROLET / GMC						
69531C	15-18 15-18	Chevrolet Colorado GMC Canyon	Class III	2"	6000	900
69534C	15-18 15-18	Chevrolet Colorado GMC Canyon	Class III	2"	8000	800
69611C	18- 18-	Chevrolet Equinox GMC Terrain	Class III	2"	3500	525
69488C	05-17 10-17	Chevrolet Equinox GMC Terrain	Class III	2"	3500	350
69524C	14-18 14-18	Chevrolet Silverado 1500 GMC Sierra 1500	Class III	2"	6000	600
CHRYSLER/DODGE						
69479C	08-16 08-17 12-15 09-12	Chrysler Town & Country Dodge Grand Caravan Dodge Ram C/V Volkswagen Routan	Class III	2"	4000	400
69530C	11-18 11-18	Dodge Durango Jeep® Grand Cherokee	Class III	2"	4000	400
69505C	09-15	Dodge Journey	Class III	2"	4000	400
69589C	14-17	Dodge ProMaster 1500/2500/3500	Class III	2"	5000	500
69458C	02-17	Dodge Ram 1500	Class III	2"	6000	600
FORD						
69608C	15-17	Ford F-150	Class III	2"	6000	900
69550C	15-17	Ford Edge	Class III	2"	4000	600
69518C	13-16	Ford Escape	Class III	2"	3500	350
69517C	11-18	Ford Explorer	Class III	2"	4000	400
69601C	13-16 14-16 14-16	Ford F-450 Super Duty Ford F-350 Super Duty Ford F-250 Super Duty	Class III	2"	6000	600
69543C	15-17	Ford Transit 150/250/250	Class III	2"	6000	900
69558C	14-17	Ford Transit Connect	Class III	2"	3500	525
JEEP®						
69573C	14-18	Jeep® Cherokee	Class III	2"	5000	750
69532C	11-17	Jeep® Grand Cherokee	Class III	2"	6000	600
69574C	15-17	Jeep® Renegade	Class III	2"	3500	525
69482C	07-17	Jeep® Wrangler	Class III	2"	3500	350
TOYOTA						
69529C	14-17	Toyota Highlander	Class III	2"	6000	900
69470C	06-18	Toyota RAV4	Class III	2"	3500	525
69472C	05-15	Toyota Tacoma	Class III	2"	5000	500
69545C	16-17	Toyota Tacoma	Class III	2"	6000	900
69580C	09-16	Toyota Venza	Class III	2"	3500	w



TRUK-BOOT™

This inflatable, all-weather boot seals the gaps between the truck cab and camper shell.

Part # 20000

Mid Size: Inside dimensions 20" x 13"

Part # 30000

Full Size: Inside dimensions 20" x 14"



- Constructed of high quality PVC
- This boot installs between cap and cab
- Your sliding window can still be opened while your Truk-Boot™ is in place
- For mid-size and full-size trucks
- Installs easily, and includes fill tube and repair kit
- Fills gaps up to 3 inches
- Limited 2 year warranty

TURBO-RACK®

Part # 968 Universal-Fit Single Roof Rack

- Easy to use
- Quickly attaches to most vehicles
- High-density foam towers will not scratch roof
- Black steel support bars features quick-release width adjustment
- Strap-Thru design requires no tools to install
- Two Turbo-Racks® can be used on one vehicle
- Ideal for use with the Extend-A-Truck™ receiver hitch load support
- Limited 3 year warranty



UNIVERSAL LADDER RACKS

Part # 2599123103 - Universal Ladder Rack

- Constructed of black powder coated steel
- Designed to be installed on steel or aluminum truck beds (not recommended for composite truck beds)
- Easy to install and can be mounted on driver or passenger side
- Quickly removed for a clean look when not in use
- Adjustable width and height for customized installation
- High-quality and durable powder coated finish
- 250lb. capacity (when evenly distributed and properly secured)
- Drilling is required
- Limited 3 year warranty

EXTEND-A-TRUCK™

Part # 944 Universal Extend-A-Truck™ for 2" Hitches

- Black steel construction
- Installs in seconds
- Adjustable height for roof-top hauling
- Adjustable length for bed extension
- Stores flat behind the seat
- Red flag is included
- Removes in seconds
- 4' wide support
- 350 lb. weight limit
- Limited 2 year warranty



**NEW
PRODUCT**

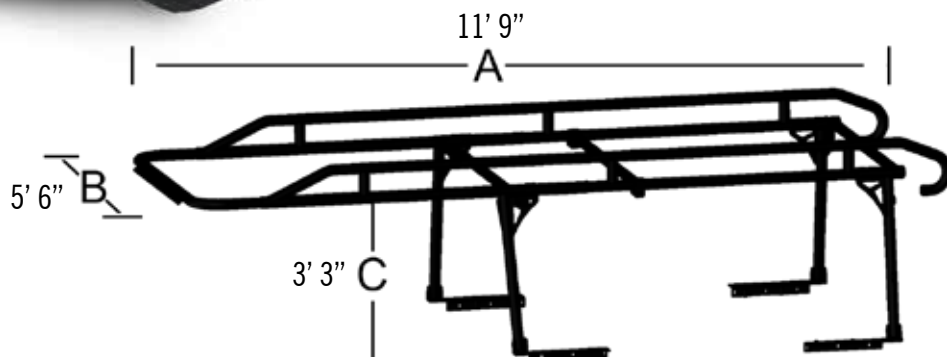
HEAVY DUTY CONTRACTOR RACK

TrailFX Contractor Racks are designed and manufactured with functionality, adjustability, along with a heavy duty carrying capacity as top priority. One part number fits all full-size pickups with short or long beds.

Part # FCLR001B

- Rated to support up to 1500 lbs.
- Black powder coat finish
- No drill installation
- Rope ties on each corner
- Equipped with rear grab handles
- Easy to remove rear crossbar for tall cargo
- Limited 3 year warranty

CARGO MANAGEMENT





ALUMINUM TOOL BOX FEATURES:

TrailFX aluminum tool boxes offer the widest selection of sizes and styles in the industry. These superior quality boxes are packed with features, yet affordably priced to fit your budget.

LID DESIGN

The TrailFX lid has two layers of aluminum and a high density foam. These features make the TrailFX lid one of the strongest and most flexible in the market, securing the contents of your box for the life of the unit.

BODY DESIGN

The body of the TrailFX box features fully TIG welded seams and a patented built-in small parts storage bin, which offers convenience and adds strength to the end of the box as well. Others in the industry tack weld in additional pieces of metal in an effort to achieve a similar strength with inferior results. TrailFX does not compromise!

LATCHING SYSTEM

The TrailFX latching system features a high-quality stainless steel latch for lasting durability and convenience. The patented up-and-over rod does not encumber the working space of the box and keeps the rod out of harm's way, prolonging the life of the latching system. The double-bitted steel keys make locking and unlocking the box easy in all conditions.

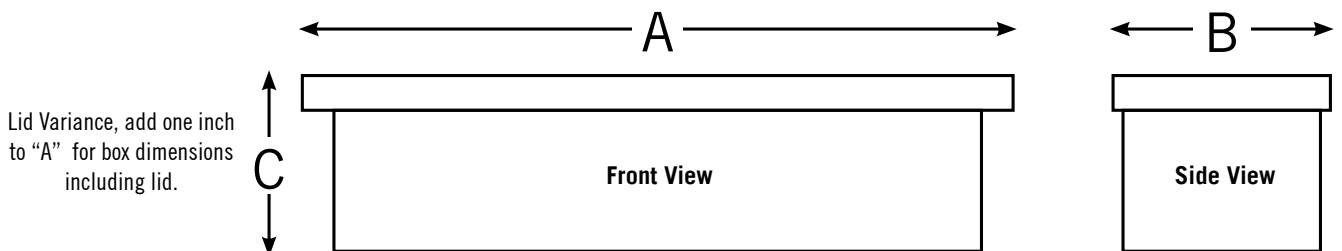
SHOCKS

One-handed opening of our aluminum boxes is a breeze, thanks to the use of a self-opening gas shock.

TRAY

The TrailFX tray is a great complement to the box, providing removable storage space for small items. This handy feature makes it easy to transport these small items to and from your jobsite or garage and reinforces the sides of the box.

HOW TO MEASURE YOUR TOOL BOX:





TRAIL LOCK® TOOL BOXES

Protect your tools and property with the new TrailFX Trail Lock® tool box. This new 16 gauge aluminum design is not only strong and durable but also offers the low-profile design and recessed twist handles which provide the styling consumers want. The body offers fully TIG welded seams and a patented built-in small parts storage bin. The TrailFX Trail Lock® Tool Box is available in a brite aluminum or a matte black powder coat finish and comes with a limited lifetime warranty!

- Constructed of 16 gauge aluminum
- Lid has two layers of aluminum and a high-density foam fill
- Patented Up-And-Over rod passes through multiple points for maximum security
- Limited lifetime warranty

Part #	Description	A	B	C
120691C	Crossover Low Profile; Single Lid; Diamond Tread; Brite; Aluminum	69	19.25	13.5
120691CR	Crossover Low Profile; Single Lid; Diamond Tread; Brite; Aluminum	69	19.25	13.5
120693C	Crossover Low Profile; Single Lid; Diamond Tread; Matte Black; Aluminum	69	19.25	13.5
120693CR	Crossover Low Profile; Single Lid; Diamond Tread; Matte Black; Aluminum	69	19.25	13.5
120721C	Crossover Low Profile; Single Lid; Diamond Tread; Brite; Aluminum	72	19.25	13.5
120721CR	Crossover Low Profile; Single Lid; Diamond Tread; Brite; Aluminum	72	19.25	13.5
120723C	Crossover Low Profile; Single Lid; Diamond Tread; Matte Black	72	19.25	13.5
120723CR	Crossover Low Profile; Single Lid; Diamond Tread; Matte Black	72	19.25	13.5
121691C	Crossover Deep Angled Low Profile; Single Lid; Diamond Tread; Brite; Aluminum	69	19.25	17.5
121691CR	Crossover Deep Angled Low Profile; Single Lid; Diamond Tread; Brite; Aluminum	69	19.25	17.5
121693C	Crossover Deep Angled Low Profile; Single Lid; Diamond Tread; Matte Black; Aluminum	69	19.25	17.5
121693CR	Crossover Deep Angled Low Profile; Single Lid; Diamond Tread; Matte Black; Aluminum	69	19.25	17.5



SINGLE LID CROSSOVER

Our most popular box! Fits full-size late-model GM and Ford pickups. This is a high-quality tool box at an affordable price.

- Constructed of polished 16 gauge aluminum
- Strong and durable
- Up to 10.5 cubic feet of storage (70" model)
- Five-pocket, heavy-duty plastic storage tray included
- Most available in brite, gloss black or matte black finishes
- Limited lifetime warranty



Brite Part #	Black Part #	Matte Black Part #	Description	A	B	C
110511	—	—	—	53.25	19.25	13.5
110601**	110602**	110603**	Angled	59.25	19.25	13.5
110631**	110632**	—	Angled	62.25	19.25	13.25
110701	110702	110703	—	69.25	19.25	13.25
111701	111702	—	Deep	69.25	19.25	19.5
110721	110722	110723	—	71.25	19.25	13.25
111721	111722	—	Deep	71.25	19.25	19.5

**Bottom of box is angled to prevent interference with wheel wells.

SINGLE LID LOW PROFILE

- Constructed of polished 16 gauge aluminum
- Available in brite aluminum or gloss black finishes
- More stylish look compared to traditional boxes
- Box does not block your view from behind
- Five pocket, heavy-duty plastic storage tray included
- Limited lifetime warranty



Brite Part #	Black Part #	Description	A	B	C
120601**	—	Angled	59.25	19.25	13.5
120631**	120632**	Angled	62.25	19.25	13.25
120701	120702	—	69.25	19.25	13.25
120721	120722	—	71.25	19.25	13.25
121701	—	Deep	68.25	19.25	17.25
121721	—	Deep	71.25	19.25	17.25

**Bottom of box is angled to prevent interference with wheel wells.

UNIVERSAL CROSSOVER BOX

- Constructed of polished 16 gauge aluminum
- Powder coated black
- Universal design allows box to fit any compact truck
- 7.6 cubic feet of storage
- 5-pocket, heavy-duty plastic storage tray included
- Limited lifetime warranty



Gloss Black Part #	Application	A	B	C
Refer to the dimension chart.				
Fits 87-Up Dodge Ram, 00-Up Dodge Dakota Quad Cab with Bed liner, 97-Up Ford F-150 Flareside, Toyota Tundra Stepside				
110632		62.25	19.25	13.25



BRITE GULL WING TOOL BOXES

- Constructed of polished 16 gauge aluminum
- Easy access from either side
- Five-pocket, heavy-duty plastic storage tray included
- Brite aluminum finish
- Limited lifetime warranty

Brite Part #	A - L (in.)	B - W (in.)	C - H (in.)	Cu. Ft.
<i>Refer to the dimension chart.</i>				
140601	59.25	19.25	13.50	7.60
140701	69.25	19.25	13.25	8.80
140721	71.25	19.25	13.25	9.00



TRUCK CHESTS

- Constructed of polished 16 gauge aluminum
- Strong and durable
- Available in brite aluminum or powder coated black finishes
- Easy access from either side
- Limited lifetime warranty

Brite Part #	Gloss Black Part #	A - L (in.)	B - W (in.)	C - H (in.)
<i>Refer to the dimension chart.</i>				
150361	—	35.25	20.00	17.25
150401	—	41.25	20.00	17.25
150481**	150482**	47.06	20.00	17.25
150581	150562	54.06	20.00	17.25
150601**	150602	59.25	20.00	17.25
151481	—	47.25	24.00	20.00
151601	—	59.25	24.00	20.00
152601**	152602**	59.25	19.25	17.50

**Bottom of box is angled to prevent interference with wheel wells.



BRITE SIDE-MOUNT TOOL BOXES

- Constructed of polished 16 gauge aluminum
- Brite aluminum finish
- Universal design allows box to fit multiple applications
- Three lengths available: 48", 60" and 72"
- Limited lifetime warranty

Brite Part #	A - L (in.)	B - W (in.)	C - H (in.)
<i>Refer to the dimension chart.</i>			
160481	47.25	11.25	11.00
160601	59.25	11.25	11.00
160721	71.25	11.25	11.00



BRITE UNDERBODY BOXES

- Constructed of polished 16 gauge aluminum
- Brite aluminum finish
- Mounts above or below flat beds, dump beds, trailer bodies and other applications
- Four different lengths available
- Limited lifetime warranty

Brite Part #	A - L (in.)	B - W (in.)	C - H (in.)
<i>Refer to the dimension chart.</i>			
190241	24.00	18.00	18.00
190361	36.00	18.00	18.00
190481	48.00	18.00	18.00
190601	60.00	18.00	18.00



BRITE TOP MOUNT BOXES

- Constructed of polished 16 gauge aluminum
- Brite aluminum finish
- Five lengths available
- Stylish and durable
- Limited lifetime warranty

Brite Part #	A - L (in.)	B - W (in.)	C - H (in.)
<i>Refer to the dimension chart.</i>			
170481	48.00	13.25	17.00
170601	60.00	13.25	17.00
170721	72.00	13.25	17.00
170901	90.00	13.25	17.00
170961	96.00	13.25	17.00

BRITE TRAILER TONGUE AND WHEEL WELL BOXES

- Constructed of polished 16 gauge aluminum
- 3.9 cu.ft. capacity
- Uses area of trailer or truck bed that rarely gets utilized
- Trailer boxes available in two sizes, for utility and camping trailers
- Wheel well boxes open towards the center of the bed
- Excellent storage options for fifth wheel applications
- Limited lifetime warranty



Brite Part #	A	B	C	D
Wheel Well Boxes				
<i>Refer to the dimension chart.</i>				
180481	47.25	8.00	23.25	—
180601	60.00	13.25	17.00	—
Trailer Tongue Boxes				
<i>Refer to the dimension chart.</i>				
201191	33.25	16.00	13.00	20.00
201341	33.25	18.00	21.00	20.00



STEEL TOOL BOXES

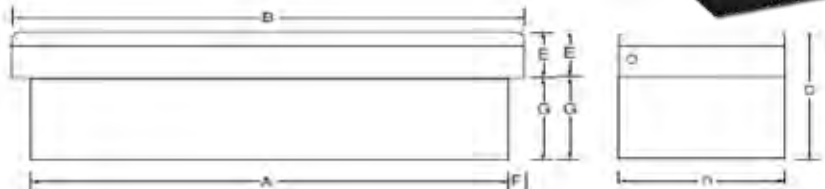
When rugged, reliable truck storage is a necessity, professionals can count on TrailFX steel storage boxes to offer a wide range of options. Constructed with heavy duty 22-gauge steel, these boxes feature an aerodynamic domed lid that adds to the box strength while reducing drag. The long single piano-hinged box lid operates smoothly and efficiently even in the harshest weather, and is assisted by sturdy gas struts providing a self-rising lid that stays open up to a 90° angle for convenient single hand entry. The easy grip, three-finger double latch, lockable paddle handles keep contents secure, while weatherproof, pliable gaskets seal tightly around box edges, locking dirt and moisture out.

- Electrostatically applied paint maximizes resistance to abrasion and corrosion
- Available in white, gloss black and matte black powder coat finishes
- Assembled in the USA



CROSSOVER AND GULL WING

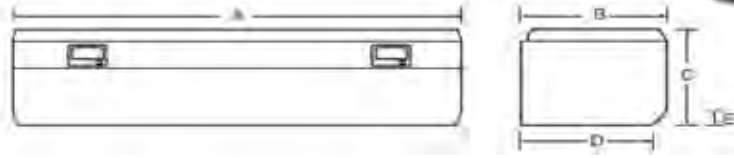
- Constructed with heavy-duty 22 gauge steel
- Aerodynamic domed lid adds strength and reduces drag
- Available in 70" crossover and gull wing styles, in three stylish finishes
- Limited lifetime warranty



Part #	Description	WT (Lbs)	A	B	C	D	E	F	G	Cu Ft
Crossover/ Gull Wing										
110702S	Black Crossover	120	60.75	70.25	15.50	20.50	7.00	4.25	10.00	11.10
140702S	Black Gull Wing Crossover	120	60.75	70.25	15.50	20.50	7.00	4.25	10.00	11.10
110701S	White Crossover	120	60.75	70.25	15.50	20.50	7.00	4.25	10.00	11.10
140701S	White Gull Wing Crossover	120	60.75	70.25	15.50	20.50	7.00	4.25	10.00	11.10
110703S	Matte Black Crossover	120	60.75	70.25	15.50	20.50	7.00	4.25	10.00	11.10
140703S	Matte Black Gull Wing Crossover	120	60.75	70.25	15.50	20.50	7.00	4.25	10.00	11.10

48" CHESTS

- 16 gauge steel with hand-welded seams for unparalleled strength
- Low-profile design, allowing a clear line of sight for drivers
- Self-rising lid for easy access
- Limited lifetime warranty



Part #	Color	WT (Lbs)	A	B	C	D	E	Cu Ft
151482S	Black Gull Wing Crossover	94	48.00	20.50	19.00	16.00	4.00	9.70
151483S	Matte Black	94	48.00	20.50	19.00	16.00	4.00	9.70
151481S	White	94	48.00	20.50	19.00	16.00	4.00	9.70

SIDE MOUNT BOXES

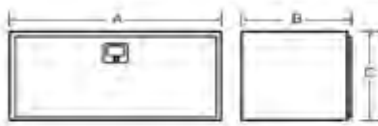
- Constructed with 16 gauge, heavy-duty steel
- No-weld installation bolts lid onto box for durability and longevity
- Mounting hardware included for no-drill installation
- Limited lifetime warranty



Part #	Description	WT (Lbs)	A	B	C	D	E	F	Cu Ft
160482S	48" Black Side Mount	45	48.25	8.00	12.00	6.00	6.00	4.25	4.10
160483S	48" Matte Black Side Mount	45	48.25	8.00	12.00	6.00	6.00	4.25	4.10
160481S	48" White Side Mount	45	48.25	8.00	12.00	6.00	6.00	4.25	4.10
160701S	70" White Side Mount	60	70.25	8.00	15.00	8.00	7.00	4.25	7.60

UNDERBODY BOXES

- Stainless steel chain supports allow lid to remain open at 90° angle
- Strong, lockable stainless T-Handle protects contents
- Available in 24", 36" and 48" sizes and three finishes
- Limited lifetime warranty



Part #	Description	WT (Lbs)	A	B	C	Cu Ft
190241S	24"	63	24.00	18.75	18.00	4.70
190242S	24" Black	63	24.00	18.75	18.00	4.70
190243S	24" Matte Black	63	24.00	18.75	18.00	4.70
190361S	36"	87	36.00	18.75	18.00	7.00
190362S	36" Black	87	36.00	18.75	18.00	7.00
190363S	36" Matte Black	87	36.00	18.75	18.00	7.00
190481S	48"	108	48.00	18.75	18.00	9.40
190482S	48" Black	108	48.00	18.75	18.00	9.40
190483S	48" Matte Black	108	48.00	18.75	18.00	9.40

ALUMINUM LIQUID TRANSFER TANKS

The TrailFX aluminum liquid transfer tank is designed to be used with full-size trucks, cross-bed and saddle boxes. Made from an aluminum alloy, all TrailFX tanks come with a commercial-grade vented cap. They are suitable for transporting non-potable water and diesel fuel.

Part #	Description	A	B	C
210101	100 Gallon Rectangle Tank	59.5	21	21
210501	35 Gallon Rectangular Tank	54	10.5	19.5
210751	75 Gallon Combo Tank	48	27	24
210851	75 Gallon L Tank	48	27	24
211101	100 Gallon L Tank	56	32	25

Limited Lifetime Warranty



STEEL LIQUID TRANSFER TANKS

The TrailFX Steel liquid transfer tank is designed to be used with full-size trucks. This sturdy one-piece design allows you to get the greatest storage capacity. Lockable vent caps help to eliminate tampering, and heavy-duty lifting loops make installation easy.

- Constructed with 14 gauge steel with fully hand welded seams for strength and durability
- Available in white, gloss black and matte black powder coated finishes
- Secure steel plate bed flange mounting plates help to anchor tanks
- Assembled in the USA
- Not intended for transferring gasoline or other flammables
- Not intended for use as an auxiliary fuel tank
- Does not meet DOT specifications
- Limited lifetime warranty

Rectangle Tanks



Combo Tanks

L Tanks



Part #	Description	WT	A	B	C	D	E	Cu Ft
210402S	37 Gallon Black Rectangle Tank	75	47.75	10.50	19	-	-	37g
210401S	37 Gallon White Rectangle Tank	75	47.75	10.50	19	-	-	37g
210403S	37 Gallon Matte Black Rectangle Tank	75	47.75	10.50	19	-	-	37g
210551S	55 Gallon White Rectangle Tank	82	30	22.50	19.25	-	-	55g
211802S	80 Gallon Black L Tank	184	48	31	25	8.50	20.50	80g
211803S	80 Gallon Matte Black L Tank	184	48	31	25	8.50	20.50	80g
211801S	80 Gallon Steel L Tank	184	54	31	25	8.50	20.50	80g
210982S	98 Gallon Black Rectangle Tank	150	54	22.50	19.25	-	-	98g
210983S	98 Gallon Matte Black Rectangle Tank	150	54	22.50	19.25	-	-	98g
210981S	98 Gallon White Rectangle Tank	150	60	31	19.25	-	-	98g
211102S	100 Gallon Black Steel L Tank	165	60	31	25	8.50	20.50	100g
211103S	100 Gallon Matte Black L Tank	165	60	31	25	8.50	20.50	100g
211101S	100 Gallon White L Tank	165	60	31	25	8.50	20.50	100g



FENDER FLARES

- Wide, bolt-on style complements larger wheel and tire packages
- UV-resistant to protect against fading
- Smooth, paintable surface
- Protects your truck or SUV against rocks and debris
- Tough and durable Tri-Flex™ ABS thermoplastic
- Easy no drill installation utilizing factory attachment locations
- Limited lifetime warranty
- Made in USA



Part #	Year	Model
DODGE		
FFD3001S	02-08 03-09	Ram 1500 (Incl - 2006-2007 Sport Model) Ram 2500/3500
FFD3002S	09-16 11-16	Ram 1500 (Incl - Sport Models) (For Metal Front Bumper Only) Ram 1500 (For Metal Front Bumper Only)
FFD3003S	09-16 11-16	Ram 1500 (Incl - Sport Models) (For Plastic Front Bumper Only) Ram 1500 (For Plastic Front Bumper Only)
FFD3004S	10-16 11-16	Ram 2500 /3500 Ram 2500/3500
FORD		
FFF3001S	04-08	F-150
FFF3002S	09-14	F-150
FFF3003S	15-16	F-150
FFF3004S	08-19	F-250/350/450 Super Duty
FFF3005S	11-16 13-16	F-250 /350 Super Duty F-450 /550 Super Duty
CHEVROLET		
FFC3001S	07-13 07-14 07-13	Silverado 1500 Silverado 2500 HD Silverado 2500 /3500
FFC3002S	14-16 15-16 14-16	Silverado 1500 Silverado 2500 HD Silverado 2500 /3500
GMC		
FFG3001S	07-13	Sierra 1500/2500/3500 (Mid & Long Bed)
FFG3002S	07-13	Sierra 1500/2500/3500 Short Bed
FFG3003S	11-14 11-14	Sierra 1500/2500/3500 Sierra 2500 HD
FFG3004S	14-15	Sierra 1500 /2500/3500
FFG3005S	15-16 15-16	Sierra 1500 /2500/3500 Sierra 2500 HD
TOYOTA		
FFT3001S	07-13	Tundra
FFT3002S	14-16	Tundra



HOOD PROTECTORS

- Wraparound design
- Available in popular smoked acrylic
- Stands away from hood for easy cleaning; no bumpers required for most applications
- Easy to install with low profile mounting hardware included
- Custom designed for a perfect fit
- Limited lifetime warranty



HOOD SCOOPS

- Unique stylized hood scoops for truck and cars
- Transforms stock hood into a simulated "Ram Air Hood"
- No-drill installation - mounts with concealed 3M™ tape
- Durable, heat resistant, high impact ABS material
- Three sizes will fit multiple vehicle applications
- Easily painted to match factory color
- Limited lifetime warranty

Part # 0001 - Large, Pair, Part # 0002 - Medium, Pair
Part # 0003 - Small, Each

Part #	Year	Application
CHEVROLET		
8457	04-12	Colorado
5054X	15-18	Colorado
8464	05-09	Equinox
5047X	10-15	Equinox
8443	03-15	Express 1500 /2500/3500
5102	11-14	Silverado 1500 /2500/3500
5121	14-15	Silverado 1500
8476	06-07	Silverado 1500
8702	07-13	Silverado 1500 /2500/3500
8704	07-10	Silverado 1500 /2500/3500
5121	14-15	Silverado 2500/3500
8476	05-07	Silverado 2500/3500
8063	00-06	Suburban 1500/2500/ Tahoe
8489	07-14	Suburban 1500 / 2500
8489	07-14	Tahoe
8091	06-09	Trailblazer SS
8091	02-09	Trailblazer
CHRYSLER		
8095	01-07	Town & Country
8708	07-09	Aspen
DODGE		
5037	08-10	Caravan
8095	01-07	Caravan
8461	04-06	Durango
8708	07-10	Durango
5040X	08-15	Journey
8484	06-08	Ram 1500
8712	09-15	Ram 1500
5120	10-15	Ram 2500
8484	06-09	Ram 2500
5120	10-15	Ram 3500
8484	06-09	Ram 3500
FORD		
5016X	08-13	E-150/ E-250/ E-350/ E-450 Club Wagon, Econoline Club Wagon, Econoline, Superduty
5603	07-10	Edge
8092	01-07	Escape
8709	08-12	Escape
8092	05-07	Escape Hybrid
8414	03-06	Expedition
8481	06-10	Explorer
8481	07-11	Explorer Sport Trac
5941	15-18	F-150
8470	04-08	F-150
8711	09-14	F-150 , Excludes Raptor Models
5727	99-07	F-250
8062	99-07	F-250
5059X	11-16	F-250 Super Duty
8062	99-07	F-350
5059X	11-16	F-350
5727	99-07	F-350 Super Duty
8062	99-07	F-350 Super Duty
5059X	11-16	F-350 Super Duty
5727	99-07	F-450
8062	99-07	F-450
5059X	11-16	F-450
5727	99-07	F-550
8062	99-07	F-550
5059X	11-16	F-550
8456	04-12	Ranger

Part #	Year	Application
GMC		
8457	04-12	Canyon
5056X	15-18	Canyon
8098	02-09	Envoy
8443	03-15	Savana 1500 /2500 /3500 /4500
8064	99-07	Sierra 1500
8703	07-13	Sierra 1500
5131X	14-15	Sierra 1500/2500/3500
8064	01-07	Sierra 2500
8703	07-10	Sierra 2500
8064	01-07	Sierra 3500
8703	07-10	Sierra 3500
8064	00-06	Yukon , XL
8490	07-14	Yukon , Excludes Hybrid Models
8064	01-07	Yukon Denali
8490	07-14	Yukon XL , Excludes Hybrid Models
8064	01-07	Yukon XL , Denali
HONDA		
4705	07-09	CRV
4540	06-08	Pilot
Isuzu		
8098	03-08	Ascender
JEEP®		
8402	02-07	Liberty , Excludes Renegade Models
4700	87-06	Wrangler
4901	07-17	Wrangler
LINCOLN		
8470	06-08	Mark LT
MAZDA		
8709	08-11	Tribute
MERCURY		
8092	05-07	Mariner
NISSAN		
8459	04-15	Armada
8472	05-15	Frontier
8472	05-07	Pathfinder
8459	04-15	Titan
TOYOTA		
5053X	10-13	4Runner
4139	06-12	RAV4
8706	08-15	Sequoia
8466	05-11	Tacoma
5310X	12-15	Tacoma
5094	14-15	Tundra
8405	00-06	Tundra
8441	00-06	Tundra
8706	07-13	Tundra
DELUXE 3 PIECE		
8426	02-05	D100/D150/D200/D250/D300/D350
8426	02-05	Ram 1500/2500/3500
8707	08-10	F-250/F-350/F-450, Behind Grille
8707	08-10	F-350 Super Duty, Behind Grille



IN-CHANNEL WINDOW VENTS
2-PIECE AND 4-PIECE

- Available in popular smoked acrylic
- Provides decreased wind noise and greater visibility of side view mirror
- Sleek, streamlined appearance installs inside window channel using 3M™ tape
- No tape touches the exterior of the vehicle
- Limited lifetime warranty



2-PIECE

Part #	Year	Application
CHEVROLET/GMC		
12326X	07-13	Silverado 1500 Std Cab Sierra 1500 Std Cab
	07-14	Silverado 2500/3500 Std Cab Sierra 3500/2500 Std Cab
12956X	01-07	Sierra 2500/3500 Std Cab

4-PIECE

CADILLAC		
14355	02-06	Escalade EXT
CHEVROLET/GMC		
14355	00-06	Yukon XL Yukon Denali XL
	01-07	Silverado 1500/2500/3500 Crew Cab Sierra 1500/2500/3500 Crew Cab
	01-06	Suburban 1500/2500
	02-06	Avalanche
14515	07-14	Suburban 1500/2500 Silverado 2500/3500 Crew Cab Sierra 2500/3500 Crew Cab, Yukon XL
	07-13	Silverado 1500 Crew Cab, Avalanche Sierra 1500 Crew Cab
	02-09	Trailblazer, SS

DODGE		
14109	09-17	Ram 1500 Crew Cab
	10-17	Ram 2500/3500 Crew Cab/Mega Cab
14623	02-08	Ram 1500 Quad Cab
	03-09	Ram 2500/3500 Quad Cab
FORD		
14155	11-14	F-150 SVT Raptor SuperCrew
	09-14	F-150 SuperCrew
14443	04-08	F-150 SuperCrew
14001X	01-12	Escape
	05-12	Escape Hybrid
HONDA		
14655	07-11	CR-V
LINCOLN		
14819	03-10	Aviator
MAZDA		
14001X	08-12	Tribute
MERCURY		
14819	02-10	Mountaineer
14001X	05-12	Mariner
TOYOTA		
14056X	05-15	Tacoma Double Cab



TAPE-ON STYLE WINDOW VENTS 2-PIECE

- Available in popular smoke acrylic
- Sleek, streamlined appearance installs inside window channel using 3M™ tape
- Provides decreased wind noise and greater visibility of side view mirror
- Keeps rain out and lets fresh air in
- Easy to install, no-drill installation
- Limited lifetime warranty



Part #	Year	Application
CHEVROLET/GMC		
2232	15-18 15-18	Colorado Ext Cab Canyon Ext Cab
2326	07-13 07-14	Silverado 1500 Std Cab Sierra 1500 Std Cab Silverado 2500/3500 Std Cab Sierra 2500/3500 Std Cab
2455	96-15 03-14 03-10	Express 1500/2500/3500 Savana 1500/2500/3500/4500 Topkick Std Cab Pickup Kodiak
2457	04-12	Colorado Std Cab Canyon Std Cab
2956	99-07 01-07	Silverado 1500/2500/3500 Std Cab Sierra 1500 Ext Cab Sierra 2500/3500 St Cab
2301X	14-18 14-18	Silverado 1500/2500/ 3500 Std Cab Sierra 1500/2500/3500 Std Cab
CHRYSLER/DODGE		
2002	10-17 09-17	Ram 2500/3500 Std Cab Ram 1500 Std Cab
2305X	96-07	Caravan Town & Country
2607	02-08 03-09	Ram 1500 Std Cab Ram 2500 Std Cab Ram 3500 Std Cab
2620	05-10	Dakota Club Cab

Part #	Year	Application
FORD		
2083	93-11	Ranger (Permits In-Channel Only Std Cab
2503	99-16	F-250/F-350/F-450/F-550 Std Cab
2741	09-14 11-14 04-14	F-150 Std/SuperCrew F-150 SVT Raptor SuperCrew F-150 Supercab
2805	04-08	F-150 2-Door Only (Excludes 2004 Heritage), Std Cab
HONDA		
2410X	06-11	Civic Coupe
JEEP®		
2328	07-17	Wrangler 2-Door Only
MAZDA		
2083	94-10	B2300/B3000/B4000 (Permits In-Channel Only),Std Cab
NISSAN		
2436	05-17	Frontier King Cab
TOYOTA		
2153	05-14	Tacoma Std Cab
2706	05-14	Tacoma Access Cab
2711	07-15	Tundra Std Cab
2735	07-14	FJ Cruiser
2711X	07-15	Tundra Std Cab Pickup



LEVELING KITS

TrailFX leveling kits and rear block kits for Chevy, GMC, Ford, Dodge, Toyota, Nissan, Jeep® and SUVs are quality engineered to be the best value and performance suspension products available on the market today! TrailFX suspension products allow you to level your vehicle or raise it for additional tire clearance, all while maintaining your factory ride.



Spacer Kit

Block Kit

Part #	Notes	Year	Model	Lift	Max Tire Size
BLOCK KITS					
D1ORB1	Excludes Mega Cab	02-08	Dodge Ram 1500 2 & 4WD	1.0" Rear Lift Block Kit	—
D2ORB1	Excludes Mega Cab	02-08	Dodge Ram 1500 2 & 4WD	2.0" Rear Lift Block Kit	—
D1ORB2	Excludes dually and Top Mounted Overloads	03-16	Dodge Ram 2500 / 3500 2 & 4WD	1.0" Rear Lift Block Kit	—
D2ORB2	Excludes dually and Top Mounted Overloads	03-16	Dodge Ram 2500 / 3500 2 & 4WD	2.0" Rear Lift Block Kit	—
F1ORB1	To be used with factory blocks. Includes longer U-bolts	04-16	Ford F150 2 & 4WD	1.0" Rear Lift Block Kit	—
G1ORB1	To be used with factory blocks. Includes longer U-bolts	99-16	Chevrolet K 1500 2 & 4WD Chevrolet Silverado 1500 2 & 4WD GMC K 1500 2 & 4WD GMC Sierra 1500 2 & 4WD	1.0" Rear Lift Block Kit	—
T1ORB1		99-16	Toyota Tundra 2 & 4WD	1.0" Rear Lift Block Kit	—
T2ORB1		99-16	Toyota Tundra 2 & 4WD	2.0" Rear Lift Block Kit	—
LEVELING KITS					
D25LL1	May require rear block/spacer on certain applications	06-15	Dodge Ram 1500 4WD	2.5" Front Lift Leveling Kit	35 x 11.50
D20LL1		06-16	Dodge Ram 1500 4WD	2.0" Front Lift Leveling Kit	35 x 11.50
D20LL2		94-01, 06-08 94-12 2013	Dodge Ram 1500 4WD Dodge Ram 2500 / 3500 4WD Dodge Ram 2500 4WD	2.0" Front Lift Leveling Kit	35 x 11.50
F30LL1		04-08 09-14	Ford F150 2 & 4WD Ford F150 2WD	3.0" Front Lift Leveling Kit	35 x 11.50
F25LL1		04-14	Ford F150 2 & 4WD	2.5" Front Lift Leveling Kit	35 x 11.50
F20LL2		04-14	Ford F150 2 & 4WD	2.0" Front Lift Leveling Kit	35 x 11.50
F15LL1		05-17	Ford F250/350/450/550 4WD	1.5" Front Lift Leveling Kit	33 x 12.50
G20LL1		07-16	GMC/ Chevrolet 1500(New Body) 6-LUG 2 & 4WD	2.0" Front Lift Leveling Kit	33 x 11.50
G25LL1		88-07	GMC/ Chevrolet 1500 (Classic) 2 & 4WD Escalade/ Ext/ Esv/ Silverado/ Avalanche / Tahoe / Suburban / Sierra / Yukon / Yukon XL	2.5" Front Lift Leveling Kit	33 x 11.50
G25LL2		00-10	GMC Sierra/ Chevrolet Silverado 1500HD/2500-3500HD 2 & 4WD / Avalanche 2500 / Tahoe 2500 /Suburban 2500/Yukon / Yukon XL / H2 2500 -8Lug	2.5" Front Lift Leveling Kit	33 x 11.50
G22LL1		11-16	Chevrolet Silverado/ GMC Sierra 2500HD/3500HD 2 & 4WD	2.25" Front Lift Leveling Kit	33 x 11.50
J15LL1		07-16	Jeep® Wrangler JK (All)	1.5" Front Lift Leveling Kit	33 x 12.50
T30LL1	Rear block/spacer may be required	99-06 01-07	Toyota Tundra 2 & 4WD Toyota Sequoia 2 & 4WD	3.0" Front Lift Leveling Kit	33 x 11.50
T25LL1		00-06 01-07	Toyota Tundra 2 & 4WD Toyota Sequoia 2 & 4WD	2.5" Front Lift Leveling Kit	33 x 11.50
T20LL1		95-04	Toyota Tacoma 6-LUG 2 & 4WD	2.0" Front Lift Leveling Kit	32 x 10.50
T22LL1		05-16	Toyota Tacoma 6-LUG 2 & 4WD	2.25" Front Lift Leveling Kit	33 x 11.50
T25LL2		07-16	Toyota Tundra 2 & 4WD	2.5" Front Lift Leveling Kit	33 x 12.50
N20LL1	Armada may require coil spacer	04-07 04-13 2004	Nissan Titan All Nissan Armada All Nissan Pathfinder	2.0" Front Lift Leveling Kit	33 x 12.50
N15LL1	Armada may require coil spacer	04-13	Nissan Titan All / Nissan Armada All	1.5" Front Lift Leveling Kit	33 x 12.50
D20LL3		2014 13-16	Dodge Ram 2500 Dodge Ram 3500	1.5" Front Lift Leveling Kit	35 x 12.50
F25LL2		05-17	Ford F250 / F350 Superduty 4WD	2.5" Front Lift Leveling Kit	35 x 11.50
G12LL1		2015	Chevrolet Colorado / GMC Canyon	1.25" Front Lift Leveling Kit	32 X 11.5
F25LL3		15-16	Ford F150 2 & 4WD	2.5" Front Lift Leveling Kit	35 x 12.50
SHOCK ABSORBER EXTENDER					
F00SS1		05-15	Ford F250 / F350 Superduty	Shock Absorber Extender	
SPACER KITS					
T00DD1		05-16	Toyota Tacoma 6-LUG 4WD	Front Differential Drop Spacer Kit	
T00DD2		07-16	Toyota Tundra 4WD	Front Differential Drop Spacer Kit	
T00DD3		00-06	Toyota Tundra 4WD / Sequoia 4WD	Front Differential Drop Spacer Kit	
STABILIZER BAR DROP KITS					
F00SS2		11-17	Ford F250 / F350 Superduty	Stabilizer Bar Drop Kit	

Limited Lifetime Warranty against defects in design, operation, workmanship and materials.



TRAILFX MID-LIFT SUSPENSION KITS

Looking to add larger tires or add that go anywhere capability and feel? Then look no further than a TrailFX mid-lift suspension kit. Increased ground clearance, visibility, and a smoother ride are all benefits of a mid-lift suspension kit. All required lift kit components come complete and ready to install in one box under one part number.

- Designed for additional clearance for larger wheel and tire combinations
- Quick and simple installation
- Maintains original ride
- Shock replacement not required with most kits
- Limited lifetime warranty



*Ask sales representative for details



SUSPENSION

Part #	Year	Model	Lift
BLOCK KITS			
G40SL1	14-17	GM 1500 Steel 4WD	4" Front/1-3/4" Rear
G40SL2	14-17	GM 1500 Cast Alum Control Arms 4WD	4" Front/1-3/4" Rear
G40SL3	07-13	GM 1500 4WD	4" Front/1-3/4" Rear
G40SL4	17-17	GM 1500 2WD	4" Front/1-3/4" Rear
G40SL5	11-16	GM 2500 4WD	4" Front / 1" Rear
G40SL6	11-16	GM 3500 4WD	4" Front / 2" Rear
D40SL1	09-18	RAM 1500 4WD	4" Front / 2" Rear
D30SL1	14-17	RAM 2500 4WD	3" Front / 1" Rear
D30SL2	13-17	RAM 3500 4WD	3" Front / 1" Rear
F35SL1	14-17	F150 2WD/4WD	3.5" Front / 2.5" Rear - 1pc Driveshaft
F35SL2	09-13	F150 2WD/4WD	3.5" Front / 2.5" Rear - 1pc Driveshaft
T40SL1	07-17	Tundra 2WD/4WD	4" Front / 2" Rear
F35SL6	17-18	Superduty	3.5" Front / 1" Rear - 1pc Driveshaft
F35SL7	17-18	Superduty	3.5" Front / 1" Rear - 2pc Driveshaft
F35SL5	11-16	Superduty	3.5" Front/3" Rear F250 - 1" Rear F350 - 2pc Driveshaft
F35SL4	11-16	Superduty	3.5" Front/3" Rear F250 - 1" Rear F350 - 1pc Driveshaft
F35SL3	14-17	F150 2WD/4WD	3.5" Front / 1-3" Rear - 2pc Driveshaft
T30SL1	05-17	Tacoma	3" Front / 2" Rear
D20LL4	02-05	RAM 1500 (Key Way) 4WD	
J30SL1	07-17	Jeep® JK Wrangler and Wrangler Unlimited	





TRUCK WHEELS

- One-piece casted aluminum
- Cone lug nut seat type
- Compatible with TPMS

Style	Size	Load Capacity	Color and Finish
FX12 Series	18" / 20"	2,500 lbs. / 3,500 lbs.	Satin Black
FX14 Series	18" / 20"	2,500 lbs. / 3,500 lbs.	Satin Black Satin Black Milled
FX308 Series	15" / 16" / 17"	1,900 lbs. / 3,500 lbs.	—

Lifetime Structural Warranty. Two Year Finish Warranty.

FX12
FX12 SERIES
Satin Black
18/20"



FX14
FX14 SERIES
Satin Black Milled
18/20"

FX14
FX14 SERIES
Satin Black
18/20"

FX308
FX308 SERIES
Matte Black
15/16/17"

FX308
FX308 SERIES
Polished
15/16/17"



FX11
FX11 SERIES
 Gloss Black Machined
 16/17/18"

CAR WHEELS

- One-piece casted aluminum
- 1,600 - 1,800 lb. load capacity
- Cone lug nut seat type
- Compatible with TPMS

Style	Size	Load Capacity	Color and Finish
FX10 Series	16" / 17" / 18"	1,600 lbs.	Satin Black Gloss Black Machined
FX11 Series	16" / 17" / 18"	1,800 lbs.	Satin Black Gloss Black Machined

Lifetime Structural Warranty. Two Year Finish Warranty.



FX11
FX11 SERIES
 Satin Black
 16/17/18"

FX10
FX10 SERIES
 Gloss Black Machined
 16/17/18"

FX10
FX10 SERIES
 Satin Black
 16/17/18"

WHEEL SIZING CHART

TRUCK WHEELS

Part #	Color	Finish	Size	Bolt Pattern	Offset (mm)
FX308 POLISHED CHROME					
308-5765P	Chrome	Polished	15X7	5-4.5	-9
308-5783P	Chrome	Polished	15X7	6-5.5	-9
308-5865P	Chrome	Polished	15X8	5-4.5	-18
308-5873P	Chrome	Polished	15X8	5-5.0	-18
308-5883P	Chrome	Polished	15X8	6-5.5	-18
308-5165P	Chrome	Polished	15X10	5-4.5	-46
308-5183P	Chrome	Polished	15X10	6-5.5	-46
308-5185P	Chrome	Polished	15X10	5-5.5	-46
308-6853P	Chrome	Polished	16X8	5-135	-6
308-6881P	Chrome	Polished	16X8	8-6.5	-6
308-6883P	Chrome	Polished	16X8	6-5.5	-6
308-6884P	Chrome	Polished	16X8	6-5.5	12
308-6887P	Chrome	Polished	16X8	8-170	-6
308-6181P	Chrome	Polished	16X10	8-6.5	-32
308-6183P	Chrome	Polished	16X10	6-5.5	-32
308-6187P	Chrome	Polished	16X10	8-170	-32
308-7973P	Chrome	Polished	17X9	5-5.0	-12
308-7987P	Chrome	Polished	17X9	8-170	-12
FX308 MATTE BLACK					
308-5765B	Matte Black	Black	15X7	5-4.5	-9
308-5865B	Matte Black	Black	15X8	5-4.5	-18
308-5883B	Matte Black	Black	15X8	6-5.5	-18
308-5885B	Matte Black	Black	15X8	5-5.5	-18
308-5165B	Matte Black	Black	15X10	5-4.5	-46
308-5183B	Matte Black	Black	15X10	6-5.5	-46
308-5185B	Matte Black	Black	15X10	5-5.5	-46
308-6881B	Matte Black	Black	16X8	8-6.5	-6
308-6887B	Matte Black	Black	16X8	8-170	-6
FX12 SATIN BLACK					
312895801	Satin Black	Black	18x9	5x5.5	01
312895820	Satin Black	Black	18x9	5x5.5	20
312896101	Satin Black	Black	18x9	6x135	01
312896114	Satin Black	Black	18x9	6x135	14
312896120	Satin Black	Black	18x9	6x135	20
312898201	Satin Black	Black	18x9	8x6.5	01
312898220	Satin Black	Black	18x9	8x6.5	20
312095501	Satin Black	Black	20x9	5x4.5	01
312095514	Satin Black	Black	20x9	5x4.5	14
312095520	Satin Black	Black	20x9	5x4.5	20
312095820	Satin Black	Black	20x9	5x5.5	20
312096101	Satin Black	Black	20x9	6x135	01
312096120	Satin Black	Black	20x9	6x135	20
312098101	Satin Black	Black	20x9	8x170	01
312098120	Satin Black	Black	20x9	8x170	20
312098201	Satin Black	Black	20x9	8x6.5	01
312098220	Satin Black	Black	20x9	8x6.5	20

Part #	Color	Finish	Size	Bolt Pattern	Offset (mm)
FX14 SATIN BLACK					
314895501	Satin Black	Black	18x9	5x4.5	01
314895512	Satin Black	Black	18x9	5x4.5	-12
314895520	Satin Black	Black	18x9	5x4.5	20
314895901	Satin Black	Black	18x9	5x5.5	01
314895920	Satin Black	Black	18x9	5x5.5	20
314896101	Satin Black	Black	18x9	6x135	01
314896112	Satin Black	Black	18x9	6x135	-12
314896120	Satin Black	Black	18x9	6x135	20
314898201	Satin Black	Black	18x9	8x6.5	01
314898212	Satin Black	Black	18x9	8x6.5	-12
314095501	Satin Black	Black	20x9	5x4.5	01
314095512	Satin Black	Black	20x9	5x4.5	-12
314095520	Satin Black	Black	20x9	5x4.5	20
314095601	Satin Black	Black	20x9	5x5.0	01
314095712	Satin Black	Black	20x9	5x5.0	-12
314095614	Satin Black	Black	20x9	5x5.0	14
314095901	Satin Black	Black	20x9	5x5.5	01
314095920	Satin Black	Black	20x9	5x5.5	20
314096112	Satin Black	Black	20x9	6x135	-12
314096120	Satin Black	Black	20x9	6x135	20
314098101	Satin Black	Black	20x9	8x170	01
314098120	Satin Black	Black	20x9	8x170	20
314098201	Satin Black	Black	20x9	8x6.5	01
314098220	Satin Black	Black	20x9	8x6.5	20
114895501	Satin Black	Milled	18x9	5x4.5	01
114095512	Satin Black	Milled	20x9	5x4.5	-12
114095520	Satin Black	Milled	20x9	5x4.5	20
114095601	Satin Black	Milled	20x9	5x5.0	01
114095614	Satin Black	Milled	20x9	5x5.0	14
114095820	Satin Black	Milled	20x9	5x5.5	20
114096120	Satin Black	Milled	20x9	6x135	20
114098101	Satin Black	Milled	20x9	8x170	01
114098120	Satin Black	Milled	20x9	8x170	20
114098201	Satin Black	Milled	20x9	8x6.5	01
114098220	Satin Black	Milled	20x9	8x6.5	20
312098320	Satin Black	Black	20x9	8X180	20
114895512	Satin Black	Milled	18x9	5.5	-12
114896120	Satin Black	Milled	18x9	6x5.50	20
312898320	Satin Black	Milled	18x9	8X180	20

Lifetime Structural Warranty. Two Year Finish Warranty.

CAR WHEELS

Part #	Color	Finish	Size	Bolt Pattern	Offset (mm)
FX10					
310674140	Satin Black	Black	16X7	4X100	40
310675140	Satin Black	Black	16X7	5X100	40
310785142	Satin Black	Black	17X8	5X100	45
310785242	Satin Black	Black	17X8	5X108	45
310885145	Satin Black	Black	18X8	5X100	40
310885245	Satin Black	Black	18X8	5X108	40
310885345	Satin Black	Black	18X8	5X114.3	40
210674140	Gloss Black	Machined	16X7	4X100	40
210675140	Gloss Black	Machined	16X7	5X100	40
210785142	Gloss Black	Machined	17X8	5X100	45
210885145	Gloss Black	Machined	18X8	5X100	40
210885245	Gloss Black	Machined	18X8	5X108	40
FX11					
311674140	Satin Black	Black	16X7	4X100	40
311675140	Satin Black	Black	16X7	5X100	40
311785145	Satin Black	Black	17X8	5X100	45
311785245	Satin Black	Black	17X8	5X108	45
311885145	Satin Black	Black	18X8	5X100	40
211674140	Gloss Black	Machined	16X7	4X100	40
211675140	Gloss Black	Machined	16X7	5X100	40
211785145	Gloss Black	Machined	17X8	5X100	45
211885145	Gloss Black	Machined	18X8	5X100	40
211885245	Gloss Black	Machined	18X8	5X108	40

Lifetime Structural Warranty. Two Year Finish Warranty.



WHEEL SPACERS/ADAPTERS

- Set of 2
- Anodized finish
- Material: aluminum 6061-T6
- Style: w/o hub centric
- Lug nut seat type: 60° conical
- Lug nut design: acorn open end
- Silver, steel lug nut w/zinc finish
- Generic application model
- Limited 90 day warranty

FX Part #	Hub Bolt Pattern (IN)	Wheel Bolt Circle (IN)	Center Bore ID(MM)	OD (MM)	Thickness (IN)	Color	Stud Size (Grade 10.3)	Lug Nuts
W545001PB	5x4.5	5x4.5	74	164	1-1/2 Inch	Blue	1/2x20x56	10
W545002S	5X4.5	5X4.5	74	164	1-1/4 Inch	Silver	12x1.5x56	10
W545003PB	5x4.5	5x5	71.5	164	1-1/4 Inch	Blue	1/2x20x56	10
W545004S	5X4.5	5X5	74	164	1-1/4 Inch	Silver	1/2x20x56	10
W547501S	5X4.75	5X4.5	74	164	1-1/4 Inch	Silver	12x1.5x56	10
W547502S	5X4.75	5X4.75	74	164	1-1/4 Inch	Silver	12x1.5x56	10
W550001S	5X5	5X4.5	78.1	164	1-1/4 Inch	Silver	12x1.5x56	10
W550002S	5X5	5X4.75	78.1	164	1-1/4 Inch	Silver	12x1.5x56	10
W550003B	5x5	5x5	78.1	164	1-1/2 Inch	Black	1/2x20x56	10
W550003PB	5x5	5x5	78.1	164	1-1/2 Inch	Blue	1/2x20x56	10
W550004S	5X5	5X5	78.1	164	1-1/4 Inch	Silver	1/2x20x56	10
W550005PB	5x5	5x5	78.1	164	1-3/4 Inch	Blue	1/2x20x56	10
W555001S	5X5.5	5X5.5	108	176	1-1/4 Inch	Silver	1/2x20x56	10
W559001PB	5x150	5x150	110	202	1-1/4 Inch	Blue	14x1.5x56	10
W653101S	6X135	6X135	87.1	176	1-1/4 Inch	Silver	14x2x56	12
W653102S	6X135	6X135	87.1	176	2 Inch	Silver	14x2x56	12
W655001B	6x5.5	6x5.5	108	176	1-1/4 Inch	Black	12x1.5x56	12
W655001PB	6x5.5	6x5.5	108	176	1-1/4 Inch	Blue	12x1.5x56	12
W655002S	6X5.5	6X5.5	78.1	176	1-1/4 Inch	Silver	14x1.5x56	12
W865001S	8X6.5	8X6.5	126	202	1-1/4 Inch	Silver	14x1.5x80	16
W655003B	6X5.5	6X5.5	108	176	1-1/2 Inch	Black	12x1.5x56	12
W559002B	5X150	5X150	110	202	2 Inch	Black	14x1.5x56	10
W865002B	8X6.5	8X6.5	126	202	2 Inch	Black	14x1.5x80	16
W866901B	8X6.69	8X6.69	125	202	2 Inch	Black	14x1.5x80	16
W870801S	8X7.08	8X7.08	125.6	215	2 Inch	Silver	14x1.5x80	16



WHEEL CAPS

Part #	Color	Finish
FX14		
210BC266CH	Chrome	Black
310BC266BK	Black	Chrome / Black
211BC744CH	Chrome	Black
311BC744BK	Black	Chrome / Black
31234BC845	Black	Chrome / Black

Limited 90 day warranty

Part #	Description
FX308 POLISHED OPTIONAL CAPS	
A89-80140E	8 Lug – Open-End Short Chrome Push-thru
A89-8026	Open-End Chrome Push-thru 5-5.5 & 6-5.5
A89-8115FX	8 Lug – Tall Closed Chrome Push-thru
FX308 MATTE BLACK OPTIONAL CAPS	
A89-8026B	Matte Black Open-End Chrome Push-thru 5-5.5 & 6-5.5
A89-8115BFX	Matte Black 8 Lug – Tall Closed Chrome Push-thru

Limited 90 day warranty

ACCESSORIES

Part #	Description
FX308 POLISHED ACCESSORIES	
A89-8114FX	8 Lug – Short Closed Chrome Push-thru
A89-8121FX	Chrome Push-thru 4-4.5, 5-4.5, 5-4.75, 5-5 & 6-4.5
A89-9184FX	Chrome Snap-in for 6-5.5 Hub-Centric 78mm
A89-9235FX	Chrome Closed snap-in for 5-135 & 6-135
FX308 MATTE BLACK ACCESSORIES	
A89-8114BFX	Matte Black 8 Lug – Short Closed Chrome Push-thru
A89-8121BFX	Matte Black Push-thru 4-4.5, 5-4.5, 5-4.75, 5-5 & 6-4.5
A89-8125BFX	Matte Black Closed Push-thru 5-5.5 & 6-5.5
A89-8126BFX	Matte Black Metal Push-thru for Toyota, Nissan, Isuzu, etc.

Limited 90 day warranty



FX WHEELS

TOW MIRRORS

ProEFX tow mirrors help you keep an eye on what's important! These high quality, plug and play mirrors are packed with features like power adjustment, turn signal indicators, heat, paintable bezels, and memory. Options vary by model.

- Blind spot wide angle mirror included
- Bolts directly to factory holes
- Meets all DOT specs
- Most applications flip up or extend out
- Limited lifetime warranty



PLUG & PLAY

OEM vehicle mirror options must match ProEFX in order to function properly.



MRSIL07HEC



MRSIL14HEC



MRDOD02HEC



MRDOD09HEC



MFSD11HECP



TTN04HECP



MRJPW11HEP



MRTUN07HEC

Part #	Year/Model	Description
CHEVROLET		
MRSIL07HEC	07-13 Silverado	Power, Heated, Manual Telescoping, w/Turn Signal
MRSIL14HEC	14-17 Silverado	Power, Heated, Manual Telescoping, w/Turn Signal
DODGE		
MRDOD02HEC	02-08 Ram 1500	Power, Heated, Flip Up Vertically, w/Turn Signal
MRDOD09HEC	09-16 Ram 1500	Power, Heated, w/Puddle Lamp, Flip-Up Vertically, w/ Turn Signal
MRDOD09HEC	10-16 Ram 2500 Ram 3500	Power, Heated, w/Puddle Lamp, Flip-Up Vertically, w/Turn Signal
FORD		
MFSD11HECP	11-16 Superduty	Power, Heated, Dual Manual Extending Telescoping Arms, w/Clearance Lamp, RH (Passenger Side Temperature Sensor), 180 Degree Swing, w/Turn Signal, Chrome & PTM Cap
JEEP®		
MRJPW11HEP	11-16 Wrangler	Mirror, Power, Heated, Glossy-Black Head
NISSAN		
TTN04HECP	04-15 Titan	Power, Heated, Chrome & PTM Covers
TOYOTA		
MRTAC05HEC	05-15 Tacoma	Power, Heated, w/ Turn Signal
MRTUN07HEC	07-13 Tundra	Power, Heated, Manual Telescoping, w/ Turn Signal

ProEFX
CUSTOM ACCESSORIES



ROLL PANS

- Constructed of 18 gauge steel
- EDP coat primer
- Custom installation
- Tag light included
- Enhances your vehicle for a true custom look
- Limited 90 day warranty

Part #	Year	Model	Lift
CHEVROLET / GMC			
EFXRP08	94-04	S10 / Sonoma	EDP, Rear, w/o License Plate
EFXRP09	82-93	S10 / Sonoma	EDP, Rear, w/ License Plate
EFXRP10	82-93	S10 / Sonoma	EDP, Rear, w/o License Plate
EFXRP15	73-86	C10, C20, C30, K10, K20, K30	EDP, Rear w/ License Plate
EFXRP16	73-86	C10, C20, C30, K10, K20, K30	EDP, Rear w/o License Plate
EFXRP17	04-12	Colorado / Canyon	EDP, Rear, w/ License Plate
EFXRP18	04-12	Colorado / Canyon	EDP, Rear, w/o License Plate
EFXRP21	88-98	C/K	EDP, Rear, Step Side w/ License Plate
EFXRP22	88-98	C/K	EDP, Rear, Step Side w/o License Plate
EFXRP23	92-99	Suburban / Tahoe / Yukon	EDP, Rear, w/ License Plate
EFXRP24	92-99	Suburban / Tahoe / Yukon	EDP, Rear, w/o License Plate
EFXRP25	07-13	Sierra*	EDP, Rear, w/ License Plate
EFXRP26	07-13	Silverado*	EDP, Rear, w/ License Plate
DODGE			
EFXRP11	94-01	Ram*	EDP, Rear, w/ License Plate
EFXRP12	94-01	Ram*	EDP, Rear, w/o License Plate
EFXRP13	02-08	Ram*	EDP, Rear, w/ License Plate
EFXRP14	02-08	Ram*	EDP, Rear, w/o License Plate
FORD			
EFXRP20	04-14	F150	EDP, Rear, w/ License Plate
UNIVERSAL			
EFXRP19	U	Universal	ProEFX License Plate Light

* EXCLUDES DUALLY

PROEFX GRILLES

ProEFX

CUSTOM ACCESSORIES

REPLACEMENT GRILLES

Full replacement grilles that are designed and manufactured with emphasis on fitment and style.

- Enhances your vehicle for a true custom look
- Chrome plated for a long lasting shine
- Constructed with durable ABS plastic
- Limited 90 day warranty



CHEVROLET



94-98 C/K
CHROME, PUNCH MESH STYLE
EFX3501M



94-98 C/K
CHROME, MESH STYLE, BOWTIE
EFX3502V



94-02 C/K
CHROME, OEM STYLE
GM1200463



99-02 SILVERADO 1500
CHROME, PUNCH STYLE GRILLE
EFXC3382DAC



03-05 SILVERADO 1500
CHROME
EFX3535AC



03-06 SILVERADO 1500
CHROME, VERTICAL BARS
EFX3504V



03-06 SILVERADO 1500
CHROME, VERTICAL BARS
EFX3535V



07-13 SILVERADO 1500
CHROME, OEM STYLE
EFX3487AC



07-13 SILVERADO 1500
CHROME, VERTICAL BARS
EFX3487V



07-13 SILVERADO 1500
CHROME W/ GREY MESH
GM1200572



07-14 TAHOE
CHROME, MESH STYLE
EFX3533M



7-14 TAHOE
CHROME, VERTICAL BARS
EFX3539V

CHRYSLER




05-10 300
CHROME, MESH STYLE
EFX3001M



11-14 300
CHROME, BENTLEY STYLE
EFX3003M

DODGE



06-10 CHARGER
CHROME, MESH STYLE
EFX3002M



11-14 CHARGER
MATTE BLACK, BENTLEY STYLE
EFX3005MB



94-01 RAM
CHROME, MESH STYLE
EFX3495M



02-05 RAM
CHROME, BILLET STYLE
CH1200271



02-05 RAM
CHROME, OEM STYLE
EFX3401OEM



06-08 RAM
CHROME, VERTICAL BARS
EFX3540

FORD



09-12 RAM 1500
CHROME, MESH STYLE
EFX3531M



99-03 F150
CHROME, OEM STYLE
EFX3497AC



99-03 F150
CHROME, BILLET STYLE
EFX3497B



04-08 F150
CHROME, VERTICAL BARS
EFX3498V



04-08 F150
CHROME, VERTICAL BILLET STYLE
EFX3517V



09-14 F150
CHROME, VERTICAL BARS
EFX3532V



99-04 SUPERDUTY
CHROME, OEM STYLE
EFX3338AC



05-07 SUPERDUTY
CHROME, BILLET STYLE
EFX3500B

GMC



05-07 SUPERDUTY
CHROME, VERTICAL BILLET STYLE
EFX3500V



94-02 C/K
CHROME, OEM STYLE
GM1200448



03-06 SIERRA
CHROME, OEM STYLE
EFX3450AC



07-13 SIERRA
CHROME, VERTICAL BARS
EFX3538

TOYOTA



07-14 YUKON/XL
CHROME, PUNCH STYLE
EFX3536DC



07-14 YUKON/XL
CHROME, PUNCH STYLE, BUMPER
EFX3537DCB



07-09 TUNDRA
CHROME, OEM STYLE
EFX3541

ProEFX

CUSTOM ACCESSORIES

COWL HOODS

COWL TYPES



Standard Cowl



Dual Cowl



Teardrop Cowl



Induction Cowl

- Quality steel construction
- Bolts to factory hardware for easy installation
- EDP coat primer
- Uses factory-style inner frame for perfect fit
- Limited 120 day warranty

CHEVROLET/GMC



73-80 PICKUP
Standard Straight Cowl
EFXC1073V1



81-91 PICKUP
Standard Straight Cowl
EFXC1081V1



81-91 PICKUP
Dual Cowl
EFXC1081V2



88-98 C/K
Standard Cowl
EFXC1088V1



88-98 C/K
Rise Cowl
EFXC1088V1A



88-98 C/K
Induction Style Cowl
EFXC1088V2



88-98 C/K
Teardrop Cowl
EFXC1088V3



04-12 COLORADO
Standard Cowl
EFXC04V1



04-12 COLORADO
Ram Air Cobra Style Cowl
EFXC04V2



**99-06 SIERRA
YUKON, YUKON XL**
Teardrop Cowl
EFXGMC99V1



82-93 S10/SONOMA
Standard Straight Cowl
EFXS1082V1



**94-05 JIMMY/BLAZER
94-05 S10/SONOMA**
Teardrop Cowl
EFXS1094V1



**94-05 JIMMY/BLAZER
94-05 S10/SONOMA**
Ram Air Cowl
EFXS1094V2



**94-05 JIMMY/BLAZER
94-05 S10/SONOMA**
Regular 2" Cowl
EFXS1094V3



94-05 JIMMY/BLAZER
94-05 S10/SONOMA
82-93 S10/SONOMA
 Standard Cowl
EFXS1094V5




03-06 AVALANCHE
03-05 SILVERADO
 Rounded Cowl
EFXSIL03V1



03-05 SILVERADO/HYBRID
 Regular 2" Cowl
EFXSIL03V2



03-06 AVALANCHE
03-05 SILVERADO/HYBRID
 Ram Air Cowl
EFXSIL03V3



07-13 SILVERADO/HYBRID
 Standard Cowl
EFXSIL07V1



07-13 SILVERADO/HYBRID
 Standard Cowl
EFXSIL07V2



99-02 SILVERADO
00-06 SUBURBAN/TAHOE
 Ram Air Cowl
EFXSIL99V1



99-02 SILVERADO
00-06 SUBURBAN/TAHOE
 Split Dual Cowl
EFXSIL99V2

DODGE

FORD



99-02 SILVERADO
00-06 SUBURBAN/TAHOE
 Teardrop Cowl
EFXSIL99V3



07-13 AVALANCHE
07-14 SUBURBAN/TAHOE
 Induction Cowl
EFXTAH07V1



02-08 RAM
 Exclusive Design
EFXCOL04V1



04-08 F150
 Straight Dual Cowl
EFXFRD04V1



09-14 F150
 Standard Cowl
EFXFRD09V1



97-03 F150
 Ram Air Cowl
EFXFRD97V2



97-03 F150
 Straight Dual Cowl
EFXFRD97V3



99-06 SUPERDUTY
 Teardrop Cowl
EFXFSD99V1



ALUMINIZED STEEL MUFFLERS

- Universal fit
- Natural & silver, aluminized steel-painted finish
- Oval-shaped
- Limited 90 day warranty



Part # 2201AS



Part # 3005AS



Part # 3006AS



Part # 3008AS

Part #	Item Description	Inlet Position	ID (Inch)	Outlet Position	OD (Inch)	Case Diameter	Case Length	Overall Length
2201AS	Rolled edge, Natural Finish	Offset	2-1/4"	Center	2-1/4"	9.5" X 4.5"	14"	20"
2202AS	Rolled edge, Natural Finish	Offset	2-1/4"	Offset	2-1/4"	9.5" X 4.5"	14"	20"
2501AS	Rolled edge, Natural Finish	Offset	2-1/2"	Center	2-1/2"	9.5" X 4.5"	14"	20"
2502AS	Rolled edge, Natural Finish	Offset	2-1/2"	Offset	2-1/2"	9.5" X 4.5"	14"	20"
3001AS	Rolled edge, Natural Finish	Offset	3"	Center	3"	9.5" X 4.5"	14"	20"
3002AS	Rolled edge, Natural Finish	Offset	3"	Offset	3"	9.5" X 4.5"	14"	20"
2203AS	Welded edge, Silver Painted	Center	2-1/4"	Center	2-1/4"	9" X 4"	13"	19"
2204AS	Welded edge, Silver Painted	Offset	2-1/4"	Center	2-1/4"	9" X 4"	13"	19"
2205AS	Welded edge, Silver Painted	Center	2-1/4"	Offset	2-1/4"	9" X 4"	13"	19"
2206AS	Welded edge, Silver Painted	Offset	2-1/4"	Offset	2-1/4"	9" X 4"	13"	19"
2503AS	Welded edge, Silver Painted	Center	2-1/2"	Center	2-1/2"	9" X 4"	13"	19"
2504AS	Welded edge, Silver Painted	Offset	2-1/2"	Center	2-1/2"	9" X 4"	13"	19"
2505AS	Welded edge, Silver Painted	Center	2-1/2"	Offset	2-1/2"	9" X 4"	13"	19"
2506AS	Welded edge, Silver Painted	Offset	2-1/2"	Offset	2-1/2"	9" X 4"	13"	19"
3003AS	Welded edge, Silver Painted	Center	3"	Center	3"	9" X 4"	13"	19"
3004AS	Welded edge, Silver Painted	Offset	3"	Center	3"	9" X 4"	13"	19"
3005AS	Welded edge, Silver Painted	Center	3"	Offset	3"	9" X 4"	13"	19"
3006AS	Welded edge, Silver Painted	Offset	3"	Offset	3"	9" X 4"	13"	19"
3007AS	Welded edge, Silver Painted	Center	3"	Dual	3"	9" X 4"	13"	19"
3008AS	Welded edge, Silver Painted	Dual	3"	Offset	3"	9" X 4"	13"	19"

BLACK STEEL MUFFLERS

- Universal fit
- Black steel finish
- Made in the USA
- Limited 90 day warranty



Part # 424410

Features:
 Body height (inches): 4.00
 Body length (inches): 13.00
 Body width (inches): 9.75
 Finish: Black
 Inlet diameter (inches): 2.25
 Inlet position: Offset
 Material: Aluminized Steel
 Muffler series: 40 Series
 Outlet diameter (inches): 2.25
 Outlet position: Center
 Shape: Case
 Sound level: Aggressive Sound



Part # 425410

Features:
 Body height (inches): 4.00
 Body length (inches): 13.00
 Body width (inches): 9.75
 Finish: Black
 Inlet diameter (inches): 2.50
 Inlet position: Offset
 Material: Aluminized Steel
 Muffler series: 40 Series
 Outlet diameter (inches): 2.50
 Outlet position: Center
 Shape: Case
 Sound level: Aggressive Sound



Part # 425430

Features:
 Body height (inches): 4.00
 Body length (inches): 13.00
 Body width (inches): 9.75
 Finish: Black
 Inlet diameter (inches): 2.50
 Inlet position: Offset
 Material: Aluminized Steel
 Muffler series: 40 Series
 Outlet diameter (inches): 2.50
 Outlet position: Offset
 Shape: Case
 Sound level: Aggressive Sound



Part # 424430

Features:
 Body height (inches): 4.00
 Body length (inches): 13.00
 Body width (inches): 9.75
 Finish: Black
 Inlet diameter (inches): 2.25
 Inlet position: Offset
 Material: Aluminized Steel
 Muffler series: 40 Series
 Outlet diameter (inches): 2.25
 Outlet position: Offset
 Shape: Case
 Sound level: Aggressive Sound



Part # 4304020

Features:
 Body height (inches): 4.00
 Body length (inches): 13.00
 Body width (inches): 9.75
 Finish: Black
 Inlet diameter (inches): 3.00
 Inlet position: Center
 Material: Aluminized Steel
 Muffler series: 40 Series
 Outlet diameter (inches): 2.50
 Outlet position: Dual
 Shape: Case
 Sound level: Aggressive Sound



EXHAUST CLAMPS

- Material: T304SS
- Limited one year warranty



Part #	Diameter	Length
Lap-Joint Band Clamps (T304SS Belt, M10 Mild Zinc Nuts & Bolts, H Gasket is Zinc Alloy material)		
EA001	2.000"-2.125"	3.00"
EA002	2.250"-2.375"	3.00"
EA003	2.500"-2.625"	3.00"
EA004	3.000"-3.125"	3.00"
EA005	3.500"-3.625"	3.00"
EA006	4.000"-4.125"	3.00"
EA007	4.500"-4.625"	3.00"
EA008	5.000"-5.125"	3.00"
EA009	5.500"-5.625"	3.00"
EA010	6.000"-6.125"	3.00"

Part #	Diameter	Length
Stainless Steel U-Band Heavy Duty Clamps		
EA011	2.00"	--
EA012	2.25"	--
EA013	2.50"	--
EA014	3.00"	--
EA015	3.50"	--
EA016	4.00"	--
Band Clamps		
EA017	2.25"	1.22"
EA018	2.50"	1.22"
EA019	3.00"	1.22"
EA020	3.50"	1.22"
EA021	4.00"	1.22"
EA022	5.00"	1.22"

GLASSPACK MUFFLERS

- Heavy Gauge Steel Construction
- High Temperature Red Painted Finish
- Deep, Rich Sound
- Limited 90 day warranty



Part #	Inlet Dia	Inlet Position	Outlet Dia	Outlet Position	Body Dia	Body Length	Overall Length	Material	Finish
2010	2"	Center	2"	Center	3.5"	8"	14"	Mild Steel	Red Painted
2020	2"	Center	2"	Center	3.5"	18"	24"	Mild Steel	Red Painted
2030	2.25"	Center	2.25"	Center	3.5"	8"	14"	Mild Steel	Red Painted
2040	2.25"	Center	2.25"	Center	3.5"	18"	24"	Mild Steel	Red Painted
2050	2.5"	Center	2.5"	Center	3.5"	8"	14"	Mild Steel	Red Painted
2060	2.5"	Center	2.5"	Center	3.5"	18"	24"	Mild Steel	Red Painted
3010	3"	Center	3"	Center	4"	8"	14"	Mild Steel	Red Painted
3020	3"	Center	3"	Center	4"	18"	24"	Mild Steel	Red Painted



Straight Cut / Rolled Edge



Straight Cut / Beveled Edge



Angled Cut / Sharp Edge



Angled Cut / Beveled Edge

EXHAUST TIPS

- 304 stainless steel
- Polished silver or powder coated black finish
- Bolt-on installation
- Polished Finish - Limited lifetime warranty
- Powder Coat Finish - 1 year warranty

Part #	Finish	Color	Cut Type	Edge Type	Inlet Dia (Inch)	Outlet Dia (Inch)	Length (Inch)	Installation Type	Warranty
201S	Polished	Silver	Angled Cut	Rolled Edge	2.5 Inch	3 Inch	7 Inch	Bolt-On	Limited Lifetime
202B	Powder Coated	Black	Angled Cut	Beveled Edge	2.5 Inch	3.5 Inch	12 Inch	Bolt-On	1 year
203B	Powder Coated	Black	Angled Cut	Rolled Edge	2.5 Inch	3.5 Inch	12 Inch	Bolt-On	1 year
204S	Polished	Silver	Angled Cut	Rolled Edge	2.5 Inch	3.5 Inch	12 Inch	Bolt-On	Limited Lifetime
205S	Polished	Silver	Angled Cut	Sharp Edge	2.5 Inch	3.5 Inch	12 Inch	Bolt-On	Limited Lifetime
206S	Polished	Silver	Angled Cut	Sharp Edge	2.75 Inch	3.5 Inch	12 Inch	Bolt-On	Limited Lifetime
301S	Polished	Silver	Angled Cut	Rolled Edge	3 Inch	3.5 Inch	10 Inch	Bolt-On	Limited Lifetime
302S	Polished	Silver	Angled Cut	Sharp Edge	3 Inch	3.5 Inch	12 Inch	Bolt-On	Limited Lifetime
303S	Polished	Silver	Straight Cut	Rolled Edge	3.5 Inch	4 Inch	10 Inch	Bolt-On	Limited Lifetime
304S	Polished	Silver	Angled Cut	Sharp Edge	3.5 Inch	4 Inch	12 Inch	Bolt-On	Limited Lifetime
401B	Powder Coated	Black	Angled Cut	Beveled Edge	4 Inch	5 Inch	12 Inch	Bolt-On	1 year
402B	Powder Coated	Black	Angled Cut	Rolled Edge	4 Inch	5 Inch	12 Inch	Bolt-On	1 year
403S	Polished	Silver	Angled Cut	Beveled Edge	4 Inch	5 Inch	12 Inch	Bolt-On	Limited Lifetime
404S	Polished	Silver	Straight Cut	Beveled Edge	4 Inch	5 Inch	12 Inch	Bolt-On	Limited Lifetime
405S	Polished	Silver	Angled Cut	Rolled Edge	4 Inch	5 Inch	12 Inch	Bolt-On	Limited Lifetime
406S	Polished	Silver	Straight Cut	Rolled Edge	4 Inch	5 Inch	12 Inch	Bolt-On	Limited Lifetime
407S	Polished	Silver	Angled Cut	Sharp Edge	4 Inch	5 Inch	12 Inch	Bolt-On	Limited Lifetime
408B	Powder Coated	Black	Angled Cut	Beveled Edge	4 Inch	6 Inch	12 Inch	Bolt-On	1 year
409S	Polished	Silver	Angled Cut	Beveled Edge	4 Inch	6 Inch	12 Inch	Bolt-On	Limited Lifetime
410S	Polished	Silver	Angled Cut	Rolled Edge	4 Inch	6 Inch	12 Inch	Bolt-On	Limited Lifetime
411B	Powder Coated	Black	Angled Cut	Rolled Edge	4 Inch	6 Inch	18 Inch	Bolt-On	1 year
412S	Polished	Silver	Angled Cut	Rolled Edge	4 Inch	6 Inch	18 Inch	Bolt-On	Limited Lifetime
413S	Polished	Silver	Angled Cut	Rolled Edge	4 Inch	7 Inch	18 Inch	Bolt-On	Limited Lifetime
414B	Powder Coated	Black	Angled Cut	Rolled Edge	4 Inch	8 Inch	18 Inch	Bolt-On	1 year
415S	Polished	Silver	Angled Cut	Rolled Edge	4 Inch	8 Inch	18 Inch	Bolt-On	Limited Lifetime
501B	Powder Coated	Black	Angled Cut	Beveled Edge	5 Inch	6 Inch	12 Inch	Bolt-On	1 year
502S	Polished	Silver	Angled Cut	Beveled Edge	5 Inch	6 Inch	12 Inch	Bolt-On	Limited Lifetime
503S	Polished	Silver	Angled Cut	Rolled Edge	5 Inch	6 Inch	12 Inch	Bolt-On	Limited Lifetime
504S	Polished	Silver	Angled Cut	Rolled Edge	5 Inch	6 Inch	18 Inch	Bolt-On	Limited Lifetime
505B	Powder Coated	Black	Angled Cut	Rolled Edge	5 Inch	7 Inch	18 Inch	Bolt-On	1 year
506S	Polished	Silver	Angled Cut	Rolled Edge	5 Inch	7 Inch	18 Inch	Bolt-On	Limited Lifetime
507S	Polished	Silver	Angled Cut	Rolled Edge	5 Inch	8 Inch	18 Inch	Bolt-On	Limited Lifetime

AIR CLEANERS AND ACCESSORIES

SpeedFX air cleaners combine classic styling with modern, high performance technology. Each cleaner is cast from high quality aluminum and buffed to a mirror shine. All styles include an air filter, upper plate, lower plate, and hardware.



Part # 2400



Part # 2500



Part # 2600



Part # 4300



Part #4354



Part # 7090



Part # 7113



Part # 7117



Part # 7114



Part # 7149



Part # 7220



Part # 7228



Part # 7292



Part # 7298



Part # 7307



Part # 7308



Part # 7309



Part # 7310



Part # 7311



Part # 7168



Part # 5002R



Part # 5002W

Part #	DESCRIPTION
2400	Air Cleaner Kit, 14" Dia 2/ 4 Barrel Carburetor / with Filter (Silver Aluminum)
2500	Air Cleaner Kit, 15" Oval with Filter / Deep Finned Top (Silver Aluminum)
2600	Air Cleaner Kit, 12" Deep Fin Oval with Filter / (Silver Aluminum)
4300	Chrome Air Cleaner Kit, 14" X 3" with Muscle Car Top / Paper Filter / Recessed Base
4322	Black Air Cleaner Kit, 14" X 3" with Muscle Car Top / Paper Filter / Recessed Base
4354	Air Cleaner Kit, 14" X 3" with Performance Top / Paper Filter / Flat Base (Chrome Steel)
4355	Air Cleaner Kit, 6" X 2" with Flat Top / Paper Filter / Raised Base (Chrome Steel)
4446	Air Cleaner Kit, 6" X 2" with Muscle Car Top / Paper Filter / Raised Base (Chrome Steel)
4456	Air Cleaner Kit, 14" X 3" with Muscle Car "327" Logo Top / Paper Filter / Hi-Lip Base (Chrome Steel)
4466	Air Cleaner Kit, 14" X 3" with Muscle Car "350" Logo Top / Paper Filter / Hi-Lip Base (Chrome Steel)
4476	Air Cleaner Kit, 14" X 3" with Muscle Car "383" Logo Top / Paper Filter / Hi-Lip Base (Chrome Steel)
4486	Air Cleaner Kit, 14" X 3" with Muscle Car "396" Logo Top / Paper Filter / Hi-Lip Base (Chrome Steel)
4496	Air Cleaner Kit, 14" X 3" with Muscle Car "400" Logo Top / Paper Filter / Hi-Lip Base (Chrome Steel)
5105	Air Cleaner Kit, 14" X 3" with Muscle Car "454" Logo Top / Paper Filter / Hi-Lip Base (Chrome Steel)
5106	Filter, Cone Medium 6.7" Universal with 3", 3.5", 4" Inlet (Blue)
5107	Filter, Cone Medium 6.7" Universal with 3", 3.5", 4" Inlet (Red)
5108	Filter, Cone Medium 6.7" Universal with 3", 3.5", 4" Inlet (White)
7090	Filter, Cone Large 8.75" Universal with 3", 3.5", 4" Inlet (Red)
7113	Filter, Cone 6.5" Universal with 3" Inlet (Red)
7114	Filter, Panel 13.375" x 6.688" x 1.125" GM/Dodge/Jeep®/Mitsubishi 1987-2007 (Red)

Part #	DESCRIPTION
7117	Filter, Panel 13.375" x 6.688" x 1.125" Jeep® 1987-2000 (Red)
7149	Filter, Panel 13.375" x 6.688" x 1.125" Dodge 1994-2002 Ram (Red)
7151	Filter, Panel 13.375" x 6.688" x 1.125" Dodge 1997-2011 (Red)
7168	Air Cleaner Filter, 12" X 2" Oval (Paper)
7220	Air Cleaner Filter, 14" X 2" Round (Paper)
7228	Air Cleaner Filter, 14" X 3" Round (Paper)
7292	Air Cleaner Filter, 6" X 2-1/2" Round (Paper)
7298	Air Cleaner Filter, 4" X 2" Round (Paper)
7307	Air Cleaner Kit, 4" x 2" Deep Dish Top / Paper Filter / Flat Base (Chrome Steel)
7308	Air Cleaner Spacer, 1-5/8 Inch tall (Black Plastic)
7309	Wing Nut, Air Cleaner "Large Spinner" (Black/Chrome Steel)
7310	Air Cleaner Stud, 5-3/4" Offset with Hardware (White Zinc Steel)
7311	Smog PCV Tube, Universal with Hardware (Black Plastic)
4300BK	Air Cleaner Stud Extension, 1-1/4" (White Zinc Steel)
5002BL	Air Cleaner Riser, 3/4" Tall (Black Plastic)
5002R	Air Cleaner Riser, 1/2" Tall (Black Plastic)
5002W	Air Cleaner Riser, 2" Tall (Black Plastic)
5003R	Air Cleaner Adapter, 5-1/8" To 2-5/8" Neck (Black Plastic)
5011R	Air Cleaner Adapter, 5-1/8" To 3-1/16" Neck (Black Plastic)

Limited 90 day warranty

TIMING ACCESSORIES



Part # 7122



Part # 7197



Part # 7217



Part # 7265

Part #	DESCRIPTION
7122	Timing Chain Cover, SB Chevy with Seal / Gaskets / Hardware (Chrome Steel)
7197	Timing Tab, SB Chevy 283-400 6"~7" (Chrome Steel)
7217	Timing Tab, with Pointer 8" SB Chevy (Chrome Steel)

Part #	DESCRIPTION
7265	Timing Tab, BB Chevy 8" (Chrome Steel)
8421	Timing Tab, SB Chevy 283-400 6"~7" (Chrome Steel)

Limited 90 day warranty

PULLEYS & KITS



Part # 8947



Part # 8948



Part # 8952



Part # 8957



Part # 8960



Part # 8961



Part # 9123



Part # 9124



Part # 9818



Part # 9830

Part #	DESCRIPTION
8947	Pulley, Power Steering Early GM Double Groove (Chrome Steel)
8948	Pulley, Power Steering Early GM Single Groove (Chrome Steel)
8952	Pulley, Water Pump SB Chevy SWP Double Groove (Chrome Steel)
8954	Pulley, Water Pump SB Chevy LWP Single Groove (Chrome Steel)
8956	Pulley, Water Pump SB Chevy LWP Double Groove (Chrome Steel)
8957	Pulley, Crank SB Chevy LWP Double Groove (Chrome Steel)

Part #	DESCRIPTION
8960	Pulley, Water Pump BB Chevy LWP Double Groove (Chrome Steel)
8961	Pulley, Crank BB Chevy LWP Triple Groove (Chrome Steel)
9123	Fitting, Water Pump Chevy (Chrome Steel)
9124	Fitting, Intake Manifold Chevy (Chrome Steel)
9818	Bolt Kit, Water Pump Pulley Allen Head 4pc Kit (Chrome Steel)
9830	Bolt Kit, SB Chevy Intake Hex Head 12pc Kit (Chrome Steel)

Limited 90 day warranty

WATER NECKS



Part # 7240



Part # 7261



Part # 7286



Part # 8455



Part # 8456

Part #	DESCRIPTION
7240	Water Neck, Late Chevy O'Ring Style (Chrome Zinc Alloy)
7261	Water Neck, Oldsmobile 330-350-425-455 Gasket Style (Chrome Zinc Alloy)
72620	Water Neck, Ford 351C O'Ring Style (Chrome Zinc Alloy)
72850	Water Neck, Pontiac V8 O'Ring Style (Chrome Zinc Alloy)
7286	Water Neck, Mopar 273-440 Gasket Style (Chrome Zinc Alloy)
72870	Water Neck, Chevy Straight O'Ring Style (Chrome Zinc Alloy)

Part #	DESCRIPTION
72880	Water Neck, Chevy Angle O'Ring Style (Chrome Zinc Alloy)
72890	Water Neck, Ford 289-302, 351W O'Ring Style (Chrome Zinc Alloy)
8455	Water Neck, Polished Aluminum 45 Degree Swivel with Gasket fits all Small and Big Block Chevy V8
8456	Water Neck Polished Aluminum 90 Degree Swivel with Gasket fits all Small and Big Block Chevy V8
8459	Water Neck Polished Aluminum 15 Degree Swivel with Gasket fits all Small and Big Block Chevy V8

Limited 90 day warranty

ALTERNATORS, STARTERS, AND ACCESSORIES

ALTERNATORS

Excellent output at idle with proof of performance tag. Alternators have heavy-duty diodes and oversized bearings.

HIGH TORQUE STARTERS

High torque performance starters are ideal for high compression engines that need lots of torque to turn over. They are also great at standing up to the heat of a performance engine compartment.

BATTERY DISCONNECT SWITCH

Disconnect your battery the quick and easy way. This disconnect switch allows you to power off your battery and prevent drained and dead batteries without the hassle of undoing the terminals every time.



Part # 37127FX



Part # 9000FX



Part # 6067



Part # 6068



Part # 6069



Part # 6072



Part # 6073



Part # 6074



Part # 6076



Part # 6082



Part # 6087



Part # 300

Part #	DESCRIPTION
17127FX	Alternators, 65 Amps
17273FX	Alternators, 80 Amps
37127FX	Alternators, 100 Amps
7127FX	Alternators, 65 Amps
6067	Alternator Arm Bracket (Chrome Steel)
6068	Alternator / Generator Slide Bracket, SB Chevy (Chrome Steel)
6069	Alternator / Generator Header Bracket, SB Chevy (Chrome Steel)
6072	Alternator Bracket, SB Chevy "OEM" LWP (Chrome Steel)
6073	Alternator Bracket, SB Chevy "OEM" LWP (Chrome Steel)
6074	Alternator Bracket, BB Chevy "OEM" LWP (Chrome Steel)
6076	Alternator Bracket, 1969-75 SB Chevy & 1969-up BB Chevy Upper LWP (Chrome Steel)
6077	Alternator Bracket, 1976-86 SB Chevy Upper LWP (Chrome Steel)

Part #	DESCRIPTION
6079	Alternator Bracket, SB Chevy Low Mount (Chrome Steel)
6082	Alternator Bracket, 1965-73 SB Ford (Chrome Steel)
6087	Alternator Bracket, BB Chevy Lower LWP (Chrome Steel)
9000FX	Classic GM Small Block & BB V8 applications with a compression ratio under 11.0:1. 153 or 168 Tooth
9053FX	94-00 Dodge Ram 2500 & 3500 5.9L Diesel applications. 173 Tooth
9600FX	Classic GM SB & BB V8 applications with a compression ratio under 12.0:1. 158 or 163 Tooth
9603FX	Classic Ford Small Block V8 applications with a compression ratio under 12.0:1. 157 or 164 Tooth
9612FX	Chevrolet Ram Jet 350 / 502 Engines. 168 Tooth
300	1000 Rush Amps

Limited 90 day warranty

CARBURETOR ACCESSORIES



Part # 6048



Part # 6052



Part # 6056



Part # 6057



Part # 7604



Part # 7605



Part # 7623



Part # 7631



Part # 9009



Part # 9122



Part # 9127



Part # 9148



Part # 9149



Part # 9173



Part # 9174



Part # 9175



Part # 9217



Part # 9218



Part # 9219



Part # 9219-1



Part # 9270



Part # 9271



Part # 9274



Part # 9278



Part # 9279



Part # 9285



Part # 9715

Part #	DESCRIPTION
6048	Throttle Choke Cable, 6' (Braided Stainless Steel)
6052	Throttle Return Spring Bracket, with Dual Springs Kit (Chrome Steel)
6056	Throttle Return Spring Bracket, Holley Kit with Hardware (Chrome Steel)
6057	Throttle Return Bracket, Universal (Chrome Steel)
7604	Block Off Plate, BB Chevy Fuel Pump with Gasket & Hardware (Chrome Steel)
7605	Block Off Plate, SB Chevy Fuel Pump with Gasket & Hardware (Chrome Steel)
7623	Mounting Plate, Small Block Chevy Fuel Pump with Gasket & Hardware (Chrome Steel)
7631	Block-Off Plate, SB Chevy Fuel Pump E.G.R. Manifold with Gasket (Chrome Steel)
9009	Vacuum Advance Cap Kit Universal and fits GM Chevy Ford and Mopar
9122	Carb Stud Kit, 3-1/4" Long 4pc Set (White Zinc Steel)
9127	Carb Stud Kit, 1-5/8" Long 4pc Set (White Zinc Steel)
9128	Carb Stud Kit, 2" Long 4pc Set (White Zinc Steel)
9129	Carb Stud Kit, 2-1/2" Long 4pc Set (White Zinc Steel)
9148	Carburetor Adapter Kit, 4bbl to Small 4bbl 1/2" Ported with Gaskets/Hardware (Aluminum)

Part #	DESCRIPTION
9149	Carburetor Adapter Kit, Rochester 2bbl with Gaskets/Hardware (Aluminum)
9173	Gasket, Carb Base Holley/Carter ABF 4BBL Ported (Fibre)
9174	Gasket, Carb Base Holley 4BBL Open Center (Fibre)
9175	Gasket, Carb Base Edelbrock Rochester QuadraJet 4BBL Ported (Fiber)
9217	Carb Linkage Bracket, Standard Transmission (Chrome Steel)
9218	Carb Linkage Bracket, Automatic Transmission (Chrome Steel)
9219	Carb Linkage Plate, with Brackets (Chrome Steel)
9270	Fuel Filter, 3/8" Inlet/Outlet (Chrome Aluminum)
9271	Fuel Filter, 5/16" Inlet/Outlet (Chrome Steel With Glass)
9272	Fuel Filter, 3/8" Inlet/outlet (Chrome Steel With Glass)
9274	Fuel Filter, 3/8" Inlet/Outlet (Chrome Steel)
9278	Fuel Line, Holley 9-3/16" (Chrome Steel)
9279	Fuel Line, Holley 8-21/32" (Chrome Steel)
9285	Carburetor Cover, 5-1/8" Neck with Hardware (Blue Plastic)
9715	Gauge, Fuel Pressure Mechanical 0-15 PSI Dry (Chrome Steel with White Face)
92191	Morse Cable Bracket (Chrome Steel)

Limited 90 Day Warranty

RADIATOR ACCESSORIES



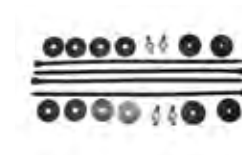
Part # 7610



Part # 7611



Part # 7613



Part # 7617



Part # 9963

Part #	DESCRIPTION
7610	Fan Shroud, 3" with Hardware Installation Kit (Chrome Steel)
7611	Fan Shroud, 5" with Hardware Installation Kit (Chrome Steel)
7613	Radiator Support, 1970-81 GM 28-11/16" X 5-1/2" with Hardware (Chrome Steel)
7615	Radiator Support, 31-1/8" X 5-3/4" with Hardware (Chrome Steel)

Part #	DESCRIPTION
7617	Fan Shroud Installation Kit (Black Plastic)
9963	Overflow Tank, Radiator 3" X 10" with Hardware (Polished Stainless Steel)
9973	Overflow Tank, Radiator 2" X 13" with Hardware (Polished Stainless Steel)

Limited 90 day warranty

STEERING AND BRAKE ACCESSORIES



Part # 6042



Part # 6054



Part # 6062



Part # 6064



Part # 9965

Part #	DESCRIPTION
9965	Overflow Tank, Power Steering or Brake Fluid 3" X 9" with Hardware (Chrome Aluminum)
6042	Power Steering Cap Cover, Chevy/GMC (Chrome Plastic)
9971BK	Vacuum Reservoir Tank, w/Hardware (Black Steel)

Part #	DESCRIPTION
6054	Master Cylinder Cover, AMC/Ford Single Bail 2-3/4" x 5-3/4" (Chrome Steel)
6063	Master Cylinder Cover, GM Dual Bail 3" x 5-3/4" (Chrome Steel)
6064	Master Cylinder Cover, GM Single Bail 2-3/8" x 5" (Chrome Steel)
6062	Master Cylinder Cover, GM Single Bail 3" x 5-5/8" (Chrome Steel)

Limited 90 day warranty

HEADER ACCESSORIES



Part # 3805



Part # 3806



Part # 3813



Part # 4930



Part # 6070

Part #	DESCRIPTION
3806	Gasket, Header Collector 2-1/2" Diameter 3-Hole (Fibre)
3813	Gasket, Header Collector 3" Diameter 3-Hole (Fibre)
6070	Header Reducer, 3" (Gold Zinc Steel)
3805	Header Reducers, 3" Diameter 3-Hole w/Gaskets & Hardware (White Zinc Steel)

Part #	DESCRIPTION
4940	Gasket, Differential Cover Dana 60 & Dana 70 10-Bolt (Fibre)
4930	Gasket, Differential Cover GM 12-Bolt (Fibre) Master Cylinder Cover, GM Single Bail 3" x 5-5/8" (Chrome Steel)

Limited 90 day warranty

DISTRIBUTORS AND ACCESSORIES

H.E.I. DISTRIBUTORS

- 6061-T6 polished billet shaft
- High strength and quality cap
- Solid brass terminals
- Fully adjustable vacuum advance
- Chromoly steel gear
- Easy one wire hook up
- High performance ignition module
- Limited 90 day warranty



Part # 3102



Part # 3104



Part # 3105



Part # 3106



Part # 3107



Part # 3108



Part # 6055



Part # 6058



Part # 6060



Part # 6061



Part # 7625



Part # 7626

Part #	DESCRIPTION
3100	H.E.I. Distributors, 262-454 Cu. In. Big Block / Small Block Chevrolet Engines - Red Cap
3101	H.E.I. Distributors, 289/302 cu. In. Small Block Ford Engines - Blue Cap
3102	H.E.I. Distributors, SB Ford 351W - Blue Cap
3103	H.E.I. Distributors, SB Ford 351C & 429 -460 - Blue Cap
3104	H.E.I. Distributors, Pontiac 5.7L/350 cu. In. 6.6L/400 cu. In. / 7.5L /455 cu.in - Black Cap
3105	H.E.I. Distributors, Chrysler Small Block V8 - Black Cap
3106	H.E.I. Distributors, SB Chrysler V8 - Black Cap
3107	H.E.I. Distributors, AMC Jeep® 290-401 Cubic Inch V8 Engine - Red Cap
3108	H.E.I. Distributors, AMC Jeep® 232-258 CLY/CJ5/CJ7/Wrangler / Wagoneer - Black Cap
3109	H.E.I. Distributors, Ford FE 352-428 - Black Cap

Part #	DESCRIPTION
3111	H.E.I. Distributors, Chevrolet 230/250/292/CLY -Black Cap
3112	H.E.I. Distributors, Chevrolet SB/BB/ 262-454 -V8 Electronic ready to use , Remote Mount Coil, Black Cap
6055	H.E.I. Distributors, Coil Bracket, Ford (Chrome Steel)
6058	H.E.I. Distributors, Advance Curve Kit, Chevy/ GM (Chrome Steel)
6060	H.E.I. Distributors, Coil Cover and Bracket Kit Chrome Steel
6061	H.E.I. Distributors, Coil Bracket, GM Stand-Up (Chrome Steel)
7606	H.E.I. Distributors, Distributor Hold Down, Chevy OEM Style with Hardware (Chrome Steel)
7625	H.E.I. Distributors, Distributor Hold Down, Ford with Hardware (Chrome Steel)
7626	H.E.I. Distributors, Distributor Hold Down Clamp, Chevy Competition Style (Chrome Steel)

HOOD PIN KITS



Part # 7702



Part # 7703



Part # 7708



Part # 7709



Part # 7712

Part #	DESCRIPTION
7702	Hood Pin Kit, with Hair Pins and Lanyards (Chrome Steel)
7703	Hood Pin Kit, with Hair Pins and Lanyards (Chrome Steel)
7708	Flip-Over Clips, 3/16" - 2Pcs (Chrome Steel)

Part #	DESCRIPTION
7709	Hood Lock Kit, Deluxe Style (Chrome Steel)
7712	Hood Pin Kit, with Flip-Over Clips 1/2 Inch Diameter Pins (Chrome Steel)

MISC



Part # 8215

Part #	DESCRIPTION
8215	Mirror, Interior Car/Truck (Polished Stainless Steel)

Limited 90 day warranty

OIL / TRANSMISSION PANS AND ACCESSORIES

DIPSTICKS

These braided stainless steel dipsticks are available for engines and transmissions and feature two mounting styles - engine mount or firewall mount. Their flexible stainless design features the ability to customize its length and mount how and where you like. Comes with detailed instructions and backed by a limited lifetime warranty.

TRANSMISSION KICKDOWN CABLES

Replace your old, worn out kickdown cable with a quality, brand-new replacement. All needed hardware is included.



Part #	DESCRIPTION
2120	Dipsticks, Small Block Chevrolet Engine (1979 and Earlier)
2130	Dipsticks, Ford 302 , Engine
2133	Dipsticks, Big Block Chevrolet Engine
2140	Dipsticks, GM LS1, Engine
2144	Dipsticks, Small Block Chevrolet (1980-Up)
2150	Dipsticks, Ford C4, Transmission
2160	Dipsticks, GM Applications
2190	Dipsticks, Mopar 727
2200	Dipsticks, Ford C4
6000	Dipsticks, Universal, Transmission
7146	Dipstick, Engine 1980-82 SB Chevy (Chrome Steel)
7153	Dipstick, Engine 1965-79 Pontiac (Chrome Steel)
7170	Dipstick, Engine BB Chevy 396-454 (Chrome Steel)
7171	Dipstick, Engine SB Chevy 265-350 (Chrome Steel)
7172	Dipstick, Engine SB Chrysler 318-340-360 (Chrome Steel)
7173	Dipstick, Engine BB Chrysler 383-426-440 (Chrome Steel)
7174	Dipstick, Engine SB Ford 351W (Chrome Steel)
7176	Dipstick, Engine 1982-85 Camaro/Firebird 305-350 (Chrome Steel)
7178	Dipstick, Engine Oldsmobile V8 (Chrome Steel)
7400	Dipstick, Transmission Pan TH350 27" Long (Chrome Steel)

Part #	DESCRIPTION
7401	Dipstick, Transmission GM TH400 24" Long (Chrome Steel)
7403	Dipstick, Transmission Chevy Powerglide (Chrome Steel)
7442	Dipsticks, Oil Pan, 1955-79 SB Chevy 283-350 (Chrome Steel)
7491	Dipsticks, Transmission Pan, Turbo 350 Finned Stock Depth (Chrome Steel)
7493	Dipsticks, Transmission Pan, Turbo 400 Finned Stock Depth (Chrome Steel)
7598	Dipsticks, Transmission Pan, Chrysler 727 Finned (Chrome Steel)
7607	Dipsticks, Flywheel Dust Cover, GM TH350 / TH400 / 700R4 (Chrome Steel)
7620	Dipsticks, Flywheel Dust Cover, GM 700R4 (Chrome Steel)
8203	Dipstick, Transmission GM TH350/400 "Flexible" Firewall Mount (Chrome Aluminum / Braided Stainless Steel)
8204	Dipstick, Transmission Chevy 700R4 "Flexible" Firewall Mount (Chrome Aluminum / Braided Stainless Steel)
8205	Dipstick, Engine Late SB Chevy "Flexible" (Chrome Aluminum / Braided Stainless Steel)
8245	Dipsticks, Drain Plug, Magnetic with Washer (Unplated Steel)
8491	Dipsticks, Transmission Pan, GM Turbo 350 Finned with Gasket/Hardware (Polished Aluminum)
9800	Dipsticks, Bolt Kit, Aluminum Timing Chain Cover Allen Head 10pc Kit Chevy V8 (Chrome Steel)
9805	Dipsticks, Bolt Kit, SB Chevy Oil Pan Hex Head 14pc Kit (Chrome Steel)
9806	Dipsticks, Bolt Kit, BB Chevy Oil Pan Hex Head 24pc Kit (Chrome Steel)
9986	Dipsticks, Universal Shifter Boot with Rubber Boot and Chrome Plated Trim Ring

Limited 90 day warranty

VALVE COVERS AND ACCESSORIES

SpeedFX valve covers and breather caps bring back the look of yesterday, while offering the precision fitment of today's modern leak-proof technology. Each cover is cast from high quality aluminum and buffed to a mirror shine! To ensure maximum performance, all valve covers include baffles and hardware. Available in several styles, does not include oil cap or gaskets.



Part # 2900



Part # 3200



Part # 3300



Part # 7182



Part # 7184



Part # 7198



Part # 7204



Part # 7219



Part # 7251



Part # 7257



Part # 7275



Part # 7314



Part # 7315



Part # 7338



Part # 7348



Part # 7340



Part # 8196

Part #	DESCRIPTION
2900	Small Block Chevy, Tall
3200	Small Block Ford, Tall
3300	Valve Cover Grommet
6115	Grommet, for Steel Ford Valve Cover Breather 3/4" ID (Black Rubber)
7182	Breather Cap, Push-In with 1/2" PCV Tube (Chrome Steel)
7184	Spreader Bars, Valve Cover BB Chevy (Chrome Steel)
7198	Breather Cap, Twist-On (Chrome Steel)
7199	Breather Cap, Twist-On with Tube (Chrome Steel)
7204	Oil Filler Cap, Push-In (Chrome Steel)
7205	Oil Filler Tube, Chevy (Chrome Steel)
7215	Oil Cap (Chrome Steel)
7219	Grommet, for Aluminum Valve Cover Breather 1" ID (Black Rubber)
7223	Oil Filler Cap, Twist-On (Chrome Steel)
7250	Gaskets, Valve Cover 1955-86 SB Chevy 265-400 (Cork)
7251	Gaskets, Valve Cover 1955-86 SB Chevy 265-400 (Black Neoprene)
7257	Mini Hold Down Tabs, Valve Cover - set of 8 (Chrome Steel)
7270	Spreader Bars, Valve Cover SB Chevy - set of 4 (Chrome Steel)
7271	Breather Cap, Push-In Hi-Perf Washable Filter (Chrome Steel)
7272	Breather Cap, Push-In (Chrome Steel)
7275	Breather Cap, Mopar Push-In (Chrome Steel)
7281	Grommet, for Steel Valve Cover Breather 1" ID (Black Rubber)
7282	Gaskets, Valve Cover Chrysler 383-426-440 Wedge V8 (Black Neoprene / Steel)
7314	Breather Mini Filter, Crankcase Vent fits 3/8" to 1/2" Tubes (Red)
7315	Breather Mini Filter, Crankcase Vent fits 3/8" to 1/2" Tubes (White)

Part #	DESCRIPTION
7338	Wire Separators, Deluxe (Black Plastic)
7339	Wire Separators, Deluxe (Blue Plastic)
7340	Wire Separators, Race Style (Red Plastic)
7342	Wire Separators, Deluxe (Red Plastic)
7343	Wire Separators, Race Style (Chrome Plastic)
7348	Wire Looms, Straight Up (Blue Plastic / Chrome Steel)
7394	Wing Nut, "Y" Style 1/4"-20 X 3-1/2" - set of 4 (Chrome Steel)
7408	Chrome T-Bar Valve Cover Hold Downs 4-1/4 Inch Long with 1/4 Inch-20 Threads (pack of 4)
7409	Chrome T-Bar Valve Cover Hold Downs 5 Inch Long with 1/4 Inch-20 Threads (pack of 4)
7483	Grommet, for Steel Valve Cover Breather 3/4" ID (Black Rubber)
7484	Grommet, for Steel Valve Cover Breather 3/4" ID (Black Rubber)
7507	Chrome Spark Plug Wire Loom Set, Angled - Universal for 7-9MM Wires with Black Plug Wire Saddles
7510	Chrome Deluxe Linear Spark Plug Wire Loom Kit fits GM Chevy Ford and Mopar and other V8 Applications
7526	Oil Plug, Push-In with Logo (Black Rubber / Chrome Steel)
8196	Valve Covers, 1958-86 SB Chevy 283-400 Short (Chrome Steel)
8198	Valve Covers, 1958-86 SB Chevy 283-350 OEM Short (Chrome Steel)
8331	Valve Covers, 1987-99 SB Chevy 5.0 - 5.7L (Chrome Steel)
9841	Bolt Kit, SB Chevy 5.0L & 5.7L Steel Center Bolt Valve Cover 8pc Kit (Chrome Steel)
71992	Breather Cap, Twist-On (Chrome Steel)
81943	Valve Covers, 1962-85 SB Ford 260-351W 5.0L Tall (Chrome Steel)
7199S	Breather Cap, PCV Push-In (Chrome Steel)
74820	Wing Nut, T-Bar 5-3/8" Tall - set of 4 (Chrome Steel)

Limited 90 day warranty



Part # CARGOPOG1
This part number includes all parts listed below.

Part #	Description
CARGOPOG2	Plan-O-Gram 4' x 6'
CARGOPOG1	Plan-O-Gram 4' x 4'
POPLED	LED Lights; Counter Or Wall Mount; with 5 Lights and Power Supply
LLD001	LED Lights; Counter Display; with Power Supply; Lights Sold Separately



Part # CARGOPOG2
This part number includes all parts listed below.



Part # LLD001



Part # POPLED



Part # FX9001



Part # QD1000JB



Part # WD1000B3



Part # WA013

Part #	Description	Part #	Description
WD1000BN	TrailFx Tubular Banner	WA013	3 Tier Winch Stand
WD1000JP	Products Poster for Jeep® Applications	TFXH00PDS	TrailFX Hoop Display Table Top
WD1000JP2	Floor Display Poster For Jeep® Applications	FXH00PDS	Wheel-To-Wheel Side Steps Table Top Display
WD1000S2	Display Rack with 3" Round, 4" Oval, Bed Rail and Bull Bar PSS Sample (Including the mounting brackets for the Grid and Slat Wall)	TFX9001	Soft Tri-Fold Tonneau Display (No Stand)
WD1000B2	Display Rack with 3" Round, 4" Oval, Bed Rail and Bull Bar BLK Sample (Including the mounting brackets for the Grid & Slat Wall)	TFX9002	Soft Tri-Fold Tonneau Display
WD1000P2	Floor Display with Poster	TFX9202	Soft Rolling Tonneau Display
WD1000SB02	Oval Side Bar Display - 4", 5" and 6" - PSS and BLK	TFX9402	Hard Bi-Fold Tonneau Display
G5004	5" Oval Side Bar Samples PSS and BLK	TFX9502	Hard Tri-Fold Tonneau Display
G5005	6" Oval Side Bar Samples PSS and BLK	TFXPOG15	Plan-O-Gram 16' Wide
TFXBANNER2	TrailFX Sold Here Banner	WD1000B3	3.5" Oval Bull Bars - One PSS and 3" Bull Bar - One PSS
G9005	Hitch Display	WD1000GG	Grille Guard Display Rack
FX9001	Banner display for TrailFX Bumper	DSP001	Header Card for DSP002
PR0402	3 Tier Toolbox Display Rack	DSP002	TrailFX 6" Nerf Bars
TFXPOP1	Hoop Step Display	MD07KON	Bed Mat Display Rack
Y007714	Grille Guard Display Rack	WD1000RB1	Display Rack Step Products
		QD1000B	Display Rack Jeep® Bumpers



Part # TFX9503



Part # PR0402KEY



Part # WD1000RB



Part # WD1000SB02



Part # WD1000B2