



2020

PRODUCT GUIDE

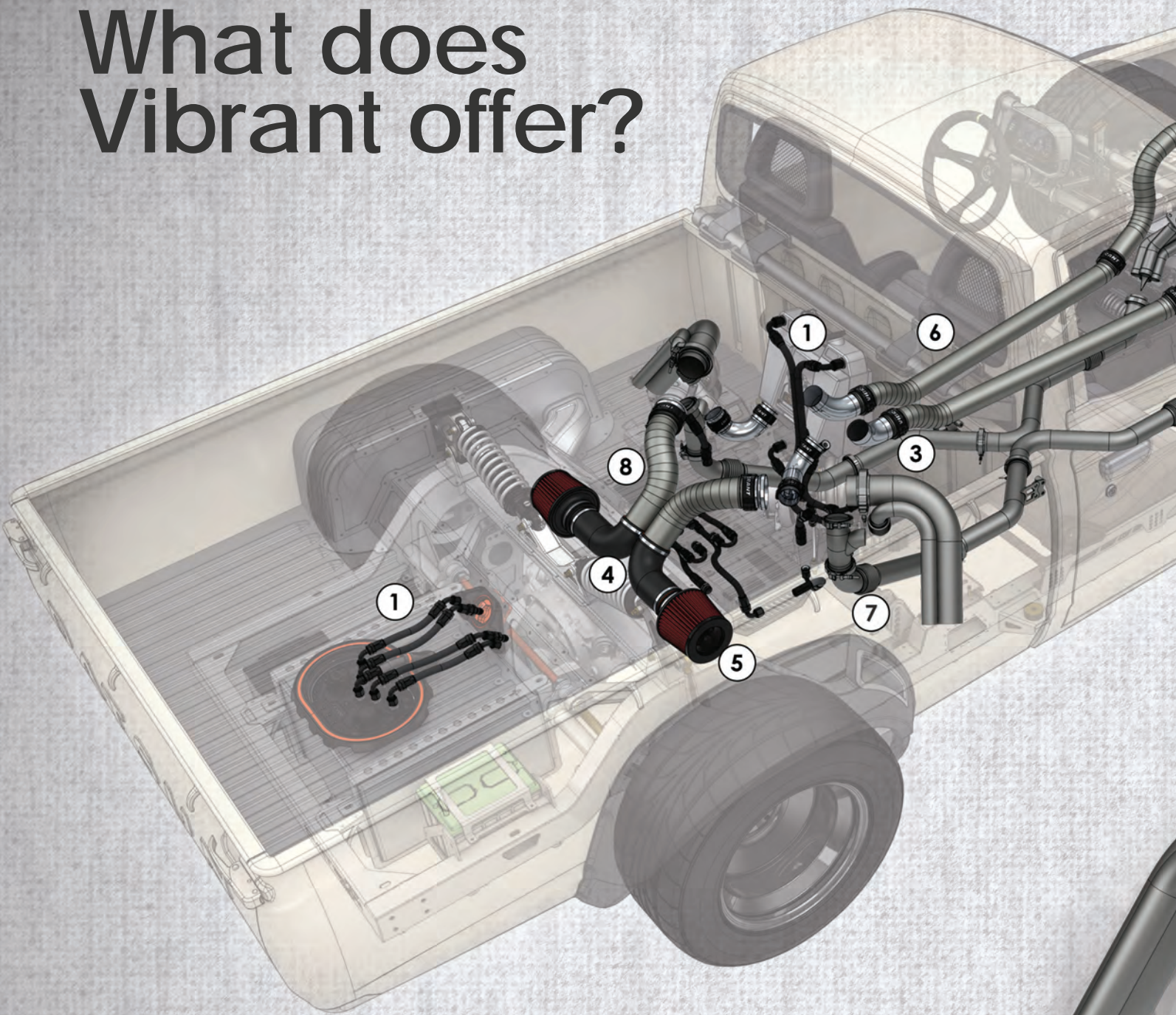
Revision 15

The source for professional fabrication components

Table of Contents

| | |
|-----------------------------------|---------|
| FLUID DELIVERY | 8-41 |
| COOLING / HEAT TRANSFER | 42-45 |
| HD CLAMPS | 46-49 |
| SILICONE CONNECTORS / HOSE CLAMPS | 50-61 |
| AIR INTAKE | 62-65 |
| TUBING AND BENDS | 66-79 |
| EXHAUST FABRICATION | 80-111 |
| TITANIUM | 112-117 |
| HEAT AND ACOUSTIC SOLUTIONS | 118-121 |
| VIBRANT MERCHANDISE | 122 |
| APPENDIX | 123-128 |


What does Vibrant offer?



PAGES


- 8-41 ① FLUID DELIVERY
- 42-45 ② COOLING / HEAT TRANSFER
- 46-49 ③ HD CLAMPS
- 50-61 ④ SILICONE CONNECTORS / HOSE CLAMPS
- 62-65 ⑤ AIR INTAKE
- 66-79 ⑥ TUBING AND BENDS
- 80-111 ⑦ EXHAUST FABRICATION
- 112-117 ⑧ TITANIUM
- 118-121 ⑨ HEAT AND ACOUSTIC SOLUTIONS

What does Vibrant offer?



PAGES

- 8-41 ① FLUID DELIVERY
- 42-45 ② COOLING / HEAT TRANSFER
- 46-49 ③ HD CLAMPS
- 50-61 ④ SILICONE CONNECTORS / HOSE CLAMPS
- 62-65 ⑤ AIR INTAKE
- 66-79 ⑥ TUBING AND BENDS
- 80-111 ⑦ EXHAUST FABRICATION
- 112-117 ⑧ TITANIUM
- 118-121 ⑨ HEAT AND ACOUSTIC SOLUTIONS



1

8

3

6

1

6

4

Fluid Delivery

Vibrant Performance has developed one of the most comprehensive and diverse offerings of high performance Fluid Delivery Components and we are excited to continue growing this program.

As you browse the pages of our new catalog, you will find hundreds of new parts that have been developed to better serve our customers.

Our ever-expanding program, consists of flexible race hoses, hose end fittings, a huge selection of adapter fittings, weld bungs, valves, fluid filters, catch cans, a variety of tools & accessories and so much more. These race proven products continue to deliver outstanding quality and reliability at a fantastic value.

Vibrant Performance has emerged as the source for top quality, and readily accessible professional plumbing solutions, all delivered at a great value.



Flexible Hoses



Hose End Fittings



Tools and Miscellaneous



Catch Cans

| | |
|---|-------|
| Flex Hose and Hose End Fittings | 10-16 |
| Pneumatic Vacuum Fittings / Vacuum Manifold | 17 |
| Aluminum Hardline and Hardline Adapters | 18-19 |
| AN/ORB/NPT/Metric/Barbed/ Banjo Adapters and Weld Bungs | 20-29 |
| EFI Adapters, Check Valves and Y-Adapters | 30-31 |
| Thermostatic Oil Cooler Sandwich Adapter Kit / Quick Release Adapters | 32 |
| Baffled Catch Can Assemblies | 33 |
| Fuel and Oil Filters | 34 |
| Oil Feed and Oil Drain Flanges | 35-37 |
| Plugs, Caps, Separators, Clamps, Hardware and Tools | 38-41 |

Stainless Steel Braided Flex Hose

- Stainless Steel braided cover (to resist against abrasion and corrosion) surrounds a reinforced synthetic rubber inner liner.
- Suitable for oil, water, fuel, methanol, coolant and vacuum service. Suitable for E85.
- **NOT suitable for use as brake lines or other hydraulic pressure lines, nor are they suited for extended submersion in fuel or oil (not recommended for in-tank applications).**
- Operating temperature range: -40°F to 300°F (-40°C to 150°C).
- Vibrant Performance Stainless Steel Braided Flex Hoses listed on this page are to be paired exclusively with Vibrant Hose End Fittings on pages 12-13 of this catalog.



| AN Size | Hose I.D. | Hose O.D. | Operating Pressure | Burst Pressure | 2ft Roll Part No. | 5ft Roll Part No. | 10ft Roll Part No. | 20ft Roll Part No. | 50ft Roll Part No. |
|---------|-----------------|-------------------|--------------------|----------------|-------------------|-------------------|--------------------|--------------------|--------------------|
| -4 | 7/32" (5.4mm) | 7/16" (11.2mm) | 1000psi | 6000psi | 11904 | 11934 | 11914 | 11924 | -- |
| -6 | 11/32" (8.7mm) | 9/16" (14.2mm) | 1000psi | 6000psi | 11906 | 11936 | 11916 | 11926 | 11946 |
| -8 | 7/16" (11.1mm) | 11/16" (17.1mm) | 1000psi | 5000psi | 11908 | 11938 | 11918 | 11928 | 11948 |
| -10 | 9/16" (14.2mm) | 53/64" (20.8mm) | 1000psi | 5000psi | 11910 | 11940 | 11920 | 11930 | 11949 |
| -12 | 11/16" (17.4mm) | 15/16" (24.0mm) | 1000psi | 3750psi | 11912 | 11942 | 11922 | 11932 | -- |
| -16 | 7/8" (22.2mm) | 1-13/64" (30.5mm) | 750psi | 2500psi | 11913 | 11943 | 11923 | 11933 | -- |
| -20 | 1-1/8" (28.5mm) | 1-13/32" (35.8mm) | 500psi | 2000psi | 11915 | 11945 | 11925 | 11935 | -- |

Hose Cutting Shears

- These heavy duty hose shears feature curved jaws that are ideal for achieving easy, clean cuts to Braided and Non-Braided Flex Hoses.
- For use ONLY with -3 AN to -20 AN flex hoses.
- DO NOT use for cutting Aluminum Hardline.



Part No. **2989**

Clean Cut Self Adhesive Tape

Vibrant Performance Clean Cut Self Adhesive film and tape allows you to make clean and professional cuts of Braided Flex Hoses with no fraying, making installation of socket nuts easy.

Use our White PE Adhesive Tape (#2970) for cutting Stainless Steel Braided Hose.

When cutting Nylon Braided Hose, first wrap a layer of our Clear Film (#2971) where you plan to make your cut, followed by a layer of the White Adhesive Tape (#2970).

Note: Please refer to Appendix Section of this catalog (page 127) for best practices for using Clean Cut Self Adhesive Tape.



| Description | Part No. |
|--|-------------|
| White PE Self Adhesive Tape - 2 meter roll | 2970 |
| Clear Self Adhesive Film - 5 meter roll | 2971 |



TECH TIP - PROTECTIVE SLEEVING FOR RACE HOSES

Vibrant Performance offers a wide assortment of Flexible Sleeving options designed to offer outstanding protection for your Braided Flexible Race Hoses from ambient temperatures ranging from 500°F (260°C) all the way up to 1400°F (760°C).

Vibrant's range of Hose Protection sleeves are easy to install, will not melt, delaminate or become brittle under normal operating conditions and provides a professional solution to your thermal protection needs.

See Page 121 to view our complete assortment of Wire and Hose Protection Products.

Nylon Braided Lightweight Flex Hose



All Black



Black/Blue



Black/Red



- The nylon braided cover provides excellent abrasion resistance. A flexible stainless steel inner core reinforces the synthetic rubber inner liner for improved strength.
- Up to 40% lighter than Stainless Steel Braided Flex Hoses.
- Suitable for oil, water, fuel, methanol, coolant and vacuum service. Suitable for E85.
- **NOT suitable for use as brake lines or other hydraulic pressure lines, nor are they suitable for extended submersion in fuel or oil (not for in-tank applications).**
- Operating temperature range: -40°F to 300°F (-40°C to 150°C).
- Vibrant Performance Nylon Braided Flex Hoses listed on this page are to be paired exclusively with Vibrant Hose End Fittings on pages 12-13 of this catalog.

Black Nylon Braided Flex Hose

| AN Size | Hose I.D. | Hose O.D. | Operating Pressure | Burst Pressure | 2ft Roll Part No. | 5ft Roll Part No. | 10ft Roll Part No. | 20ft Roll Part No. | 50ft Roll Part No. |
|---------|-----------------|-------------------|--------------------|----------------|-------------------|-------------------|--------------------|--------------------|--------------------|
| -4 | 7/32" (5.4mm) | 7/16" (11.2mm) | 500psi | 2000psi | 11954 | 11984 | 11964 | 11974 | -- |
| -6 | 11/32" (8.7mm) | 9/16" (14.2mm) | 500psi | 2000psi | 11956 | 11986 | 11966 | 11976 | 11996 |
| -8 | 7/16" (11.1mm) | 11/16" (17.1mm) | 500psi | 2000psi | 11958 | 11988 | 11968 | 11978 | 11998 |
| -10 | 9/16" (14.2mm) | 53/64" (20.8mm) | 500psi | 2000psi | 11960 | 11990 | 11970 | 11980 | 12000 |
| -12 | 11/16" (17.4mm) | 15/16" (24.0mm) | 350psi | 1400psi | 11962 | 11992 | 11972 | 11982 | 12002 |
| -16 | 7/8" (22.2mm) | 1-13/64" (30.5mm) | 350psi | 1400psi | 11963 | 11993 | 11973 | 11983 | 12003 |
| -20 | 1-1/8" (28.5mm) | 1-13/32" (35.8mm) | 350psi | 1400psi | 11965 | 11995 | 11975 | 11985 | -- |

Black / Blue Nylon Braided Flex Hose

| AN Size | Hose I.D. | Hose O.D. | Operating Pressure | Burst Pressure | 2ft Roll Part No. | 5ft Roll Part No. | 10ft Roll Part No. | 20ft Roll Part No. |
|---------|-----------------|-----------------|--------------------|----------------|-------------------|-------------------|--------------------|--------------------|
| -4 | 7/32" (5.4mm) | 7/16" (11.2mm) | 500psi | 2000psi | 11954B | 11984B | 11964B | 11974B |
| -6 | 11/32" (8.7mm) | 9/16" (14.2mm) | 500psi | 2000psi | 11956B | 11986B | 11966B | 11976B |
| -8 | 7/16" (11.1mm) | 11/16" (17.1mm) | 500psi | 2000psi | 11958B | 11988B | 11968B | 11978B |
| -10 | 9/16" (14.2mm) | 53/64" (20.8mm) | 500psi | 2000psi | 11960B | 11990B | 11970B | 11980B |
| -12 | 11/16" (17.4mm) | 15/16" (24.0mm) | 350psi | 1400psi | 11962B | 11992B | 11972B | 11982B |

Black / Red Nylon Braided Flex Hose

| AN Size | Hose I.D. | Hose O.D. | Operating Pressure | Burst Pressure | 2ft Roll Part No. | 5ft Roll Part No. | 10ft Roll Part No. | 20ft Roll Part No. |
|---------|-----------------|-----------------|--------------------|----------------|-------------------|-------------------|--------------------|--------------------|
| -4 | 7/32" (5.4mm) | 7/16" (11.2mm) | 500psi | 2000psi | 11954R | 11984R | 11964R | 11974R |
| -6 | 11/32" (8.7mm) | 9/16" (14.2mm) | 500psi | 2000psi | 11956R | 11986R | 11966R | 11976R |
| -8 | 7/16" (11.1mm) | 11/16" (17.1mm) | 500psi | 2000psi | 11958R | 11988R | 11968R | 11978R |
| -10 | 9/16" (14.2mm) | 53/64" (20.8mm) | 500psi | 2000psi | 11960R | 11990R | 11970R | 11980R |
| -12 | 11/16" (17.4mm) | 15/16" (24.0mm) | 350psi | 1400psi | 11962R | 11992R | 11972R | 11982R |

Flex Hose Inner Support Springs

A support spring provides your braided flex hoses with critical support to avoid collapse under extreme vacuum or if attempting very tight bends.

Not intended for use with PTFE lined flex hose.



| To Fit AN Hose Size | Spring Length | Part No. |
|---------------------|----------------------|--------------|
| -6 | 47-1/4" (1.2 meters) | 17306 |
| -8 | 47-1/4" (1.2 meters) | 17308 |
| -10 | 47-1/4" (1.2 meters) | 17310 |
| -12 | 47-1/4" (1.2 meters) | 17312 |
| -16 | 47-1/4" (1.2 meters) | 17316 |
| -20 | 47-1/4" (1.2 meters) | 17320 |

Aluminum Swivel Hose End Fittings, Female AN

Vibrant swivel-style Hose End Fittings deliver the type of quality, reliability, smooth flow and ease of assembly that industry professionals demand. Made from 6061 Aluminum Alloy, these lightweight fittings are suitable for use in oil, fuel, coolant and vacuum applications and feature double PTFE O-Ring seals for leak-free service when installed properly. Best of all, they look great too. Our signature Double Anodized and Polished finish delivers remarkable color consistency from one batch to the next. **Available in Black Hard Anodized finish only.**



| Hose End Style | AN Hose Size | | | | | | |
|----------------|--------------|-------|-------|-------|-------|-------|-------|
| | -4 | -6 | -8 | -10 | -12 | -16 | -20 |
| Straight | 21004 | 21006 | 21008 | 21010 | 21012 | 21016 | 21020 |
| 30° | 21304 | 21306 | 21308 | 21310 | 21312 | 21316 | 21320 |
| 45° | 21404 | 21406 | 21408 | 21410 | 21412 | 21416 | 21420 |
| 60° | 21604 | 21606 | 21608 | 21610 | 21612 | 21616 | 21620 |
| 90° | 21904 | 21906 | 21908 | 21910 | 21912 | 21916 | 21920 |
| 120° | 21204 | 21206 | 21208 | 21210 | 21212 | 21216 | 21220 |
| 150° | 21504 | 21506 | 21508 | 21510 | 21512 | 21516 | 21520 |
| 180° | 21804 | 21806 | 21808 | 21810 | 21812 | 21816 | 21820 |

Banjo Hose End Fitting Assemblies (with Male ORB Bolt)

- Swivel Fitting
- Ultra Low Profile Design.



NEW

| AN Hose Size | ORB Bolt Size | Part No. |
|--------------|---------------|----------|
| -4 | -4 | 24424 * |
| -6 | -6 | 24426 * |
| -8 | -8 | 24428 * |
| -10 | -10 | 24430 * |
| -12 | -12 | 24432 * |
| -16 | -16 | 24436 * |

Note: The Hose End Fittings on this page are to be paired exclusively with Vibrant Braided Flex Hose on pages 10-11 of this catalog.

Banjo Hose End Fittings

- Swivel Fitting
- Banjo Bolt sold separately.



NEW

| AN Hose Size | Pair with Banjo Bolt | Part No. | AN Hose Size | Pair with Banjo Bolt | Part No. |
|--------------|----------------------|----------|--------------|----------------------|----------|
| -4 | M8 | 24041 * | -8 | M10 or 3/8" | 24082 * |
| -4 | M10 or 3/8" | 24042 * | -8 | M12 or 7/16" | 24083 * |
| -4 | M12 or 7/16" | 24043 * | -8 | M14 or 9/16" | 24084 * |
| -6 | M8 | 24061 * | -8 | M16 or 5/8" | 24085 * |
| -6 | M10 or 3/8" | 24062 * | -8 | M18 | 24086 * |
| -6 | M12 or 7/16" | 24063 * | -10 | M12 or 7/16" | 24103 * |
| -6 | M14 or 9/16" | 24064 * | -10 | M14 or 9/16" | 24104 * |
| | | | -10 | M16 or 5/8" | 24105 * |
| | | | -10 | M18 | 24106 * |

Please refer to page 28 for our complete offering of Banjo Bolts.

Note: An asterisk () denotes a new part number.*

90° Tight Radius Forged Hose End Fittings

- Swivel Fitting

| AN Hose Size | Part No. |
|--------------|----------|
| -6 | 21986 |
| -8 | 21988 |
| -10 | 21990 |
| -12 | 21992 |
| -16 | 21996 |



Straight Hose End Fittings, Male AN Flare

- Pair with an O-Ring for ORB seal

| AN Hose Size | Male AN Size | Part No. |
|--------------|--------------|----------|
| -6 | -6 | 24006 |
| -8 | -8 | 24008 |
| -10 | -10 | 24010 |
| -12 | -12 | 24012 |
| -16 | -16 | 24016 |



Swivel Fitting

Note: Replacement O-Rings can be found on page 40.

Tight Radius Forged Hose End Fittings, Male ORB

- Swivel Fitting
- Includes O-Ring seal



45° Tight Radius Elbow

90° Tight Radius Elbow

Note: Replacement O-Rings can be found on page 40.

| AN Hose Size | Male ORB Thread Size | 45° Part No. | 90° Part No. |
|--------------|----------------------|--------------|--------------|
| -6 | -4 | 24400 | 24900 |
| -6 | -6 | 24402 | 24902 |
| -6 | -8 | 24403 | 24903 |
| -8 | -6 | 24404 | 24904 |
| -8 | -8 | 24405 | 24905 |
| -8 | -10 | 24406 | 24906 |
| -10 | -8 | 24407 | 24907 |
| -10 | -10 | 24408 | 24908 |
| -10 | -12 | 24409 | 24909 |
| -12 | -10 | 24410 | 24910 |
| -12 | -12 | 24411 | 24911 |
| -16 | -12 | 24412 | 24912 |
| -16 | -16 | 24414 | 24914 |

Tight Radius Forged Hose End Fittings, Male NPT

- Swivel Fitting



Straight Hose End


45° Tight Radius Elbow

90° Tight Radius Elbow

| AN Hose Size | Male NPT Size | Straight Part No. | 45° Part No. | 90° Part No. |
|--------------|---------------|-------------------|--------------|--------------|
| -6 | 1/8" | 26000 | 26400 | 26900 |
| -6 | 1/4" | 26001 | 26401 | 26901 |
| -6 | 3/8" | 26002 | 26402 | 26902 |
| -8 | 1/4" | 26003 | 26403 | 26903 |
| -8 | 3/8" | 26004 | 26404 | 26904 |
| -8 | 1/2" | 26005 | 26405 | 26905 |
| -10 | 3/8" | 26006 | 26406 | 26906 |
| -10 | 1/2" | 26007 | 26407 | 26907 |
| -12 | 1/2" | 26008 | 26408 | 26908 |
| -12 | 3/4" | 26009 | 26409 | 26909 |
| -16 | 3/4" | 26010 | 26410 | 26910 |

Note: The Hose End Fittings on this page are to be paired exclusively with Vibrant Braided Flex Hose on pages 10-11 of this catalog.

Replacement Hose End Sockets



Note: These Hose End Sockets are to be used exclusively with Vibrant Hose End Fittings on pages 12-13 of this catalog.

| AN Size | Black Part No. | Blue Part No. | Red Part No. | Chrome Part No. |
|---------|----------------|---------------|--------------|-----------------|
| -4 | 20954 | 20954B | 20954R | 20954S |
| -6 | 20956 | 20956B | 20956R | 20956S |
| -8 | 20958 | 20958B | 20958R | 20958S |
| -10 | 20960 | 20960B | 20960R | 20960S |
| -12 | 20962 | 20962B | 20962R | 20962S |
| -16 | 20966 | 20966B | 20966R | 20966S |
| -20 | 20970 | 20970B | 20970R | 20970S |

Stainless Steel Braided PTFE Flex Hose

- Features a highly durable and flexible PTFE inner liner that eliminates fuel vapor permeation.
- High Temperature resistant 300-series Stainless Steel braided cover offers superior protection against abrasion and corrosion.
- Suitable for all types of commonly used Race Fuels and Oils. Also suitable for Brake, Transmission, Clutch, Power Steering and Coolant fluids.
- Operating Temperature Range: -94°F to 480°F (-70°C to 250°C).



| AN Size | Hose I.D. | Hose O.D. | Bend Radius | Operating Pressure | Burst Pressure | 5ft Roll Part No. | 10ft Roll Part No. | 20ft Roll Part No. |
|---------|-----------------|-----------------|------------------|--------------------|----------------|-------------------|--------------------|--------------------|
| -4 | 3/16" (4.8mm) | 5/16" (7.9mm) | 3" (75mm) | 4000 psi | 12000 psi | 18434 | 18414 | 18424 |
| -6 | 21/64" (8.1mm) | 7/16" (10.9mm) | 3-15/16" (100mm) | 3000 psi | 10000 psi | 18436 | 18416 | 18426 |
| -8 | 27/64" (10.7mm) | 35/64" (13.7mm) | 5-9/16" (140mm) | 2500 psi | 8000 psi | 18438 | 18418 | 18428 |
| -10 | 33/64" (12.9mm) | 5/8" (16.0mm) | 6-11/16" (170mm) | 2000 psi | 6000 psi | 18440 | 18420 | 18430 |
| -12 | 41/64" (16.3mm) | 49/64" (19.3mm) | 9-7/8" (250mm) | 1000 psi | 4000 psi | 18442 * | 18422 * | 18432 * |

Stainless Steel Braided PTFE Flex Hose with Black Nylon Outer Braid



- Durable and lightweight PTFE lined flex hose that eliminates fumes.
- 300-series Stainless Steel braid layer protects the PTFE inner lined hose, which is then finished off by a black nylon braided cover that provides abrasion protection and looks great with Vibrant's line of Black Anodized Hoses.
- Suitable for all types of commonly used Race Fuels and Oils. Also suitable for Brake, Transmission, Clutch, Power Steering and Coolant fluids.
- Operating Temperature Range: -94°F to 480°F (-70°C to 250°C).

| AN Size | Hose I.D. | Hose O.D. | Bend Radius | Operating Pressure | Burst Pressure | 5ft Roll Part No. | 10ft Roll Part No. | 20ft Roll Part No. |
|---------|-----------------|-----------------|------------------|--------------------|----------------|-------------------|--------------------|--------------------|
| -4 | 3/16" (4.8mm) | 5/16" (7.9mm) | 3" (75mm) | 4000 psi | 12000 psi | 18984 | 18964 | 18974 |
| -6 | 21/64" (8.1mm) | 7/16" (10.9mm) | 3-15/16" (100mm) | 3000 psi | 10000 psi | 18986 | 18966 | 18976 |
| -8 | 27/64" (10.7mm) | 35/64" (13.7mm) | 5-9/16" (140mm) | 2500 psi | 8000 psi | 18988 | 18968 | 18978 |
| -10 | 33/64" (12.9mm) | 5/8" (16.0mm) | 6-11/16" (170mm) | 2000 psi | 6000 psi | 18990 | 18970 | 18980 |
| -12 | 41/64" (16.3mm) | 49/64" (19.3mm) | 9-7/8" (250mm) | 1000 psi | 4000 psi | 19002 * | 18972 * | 18982 * |

Note: Vibrant PTFE lined Braided Flex Hoses are to be paired exclusively with Vibrant PTFE Hose End Fittings on page 14-15 of this catalog.

Banjo Hose Ends for PTFE Lined Flex Hose

- Swivel Fitting



NEW

| AN Hose Size | Bolt Size | Comments | Part No. |
|--------------|-----------|-----------------------|----------------|
| -3 | 1/8" NPT | Use Thread Sealant | 29918 * |
| -3 | M10 x 1.5 | Includes Crush Washer | 29920 * |
| -3 | -3 ORB | Includes O-Ring | 29923 * |
| -4 | -4 ORB | Includes O-Ring | 29924 * |
| -6 | -6 ORB | Includes O-Ring | 29926 * |
| -8 | -8 ORB | Includes O-Ring | 29928 * |
| -10 | -10 ORB | Includes O-Ring | 29930 * |
| -12 | -12 ORB | Includes O-Ring | 29932 * |

Aluminum Olive Inserts for PTFE Lined Flex Hose

| Use With AN Hose Size | Package Quantity | Part No. |
|-----------------------|------------------|----------------|
| -3 | 2 Olives / pack | 28973 * |
| -4 | 5 Olives / pack | 28974 * |
| -6 | 5 Olives / pack | 28976 * |
| -8 | 5 Olives / pack | 28978 * |
| -10 | 5 Olives / pack | 28980 * |
| -12 | 2 Olives / pack | 28982 * |



NEW

Note: An asterisk (*) denotes a new part number.

Aluminum High Flow Hose End Fittings (for use ONLY with PTFE lined flex hose)

Vibrant's offering of non-swivel High Flow Hose End Fittings, **designed exclusively for use with our offering of PTFE lined flex hose**, deliver the type of quality, leak-free reliability and incredible ease of assembly that industry professionals will appreciate. Now also available in -12 AN.

These CNC Machined 6061 Aluminum Alloy Hose Ends feature a full flow design and are optimal for use in race fuel systems as well as Nitrous, Cooling, Oil, Power Steering and Coolant (**not suited for brake and hydraulic line applications**). Each of these Hose Ends include an Aluminum olive that compresses to the PTFE liner for simple, leak free assembly. **Available in Black Hard Anodized finish only.**



| Hose End Style | AN Hose Size | | | | | |
|----------------|--------------|-------|-------|-------|---------|--|
| | -4 | -6 | -8 | -10 | -12 | |
| Straight | 28004 | 28006 | 28008 | 28010 | 28012 * | |
| 30° | 28304 | 28306 | 28308 | 28310 | 28312 * | |
| 45° | 28404 | 28406 | 28408 | 28410 | 28412 * | |
| 60° | 28604 | 28606 | 28608 | 28610 | 28612 * | |
| 90° | 28904 | 28906 | 28908 | 28910 | 28912 * | |
| 120° | 28204 | 28206 | 28208 | 28210 | 28212 * | |
| 150° | 28504 | 28506 | 28508 | 28510 | 28512 * | |
| 180° | 28804 | 28806 | 28808 | 28810 | 28812 * | |

90° Tight Radius Forged Hose End Fittings

- For use only with Vibrant's PTFE lined flex hoses.



| AN Size | Part No. |
|---------|----------|
| -3 | 29983 |
| -4 | 29984 |
| -6 | 29986 |
| -8 | 29988 |
| -10 | 29990 |

90° High Flow Swivel Hose End Fittings, Male ORB

- For use only with Vibrant's PTFE lined flex hoses.
- Includes O-Ring seal.



Note: Replacement O-Rings can be found on page 40.

| AN Hose Size | Male ORB Thread Size | Part No. |
|--------------|----------------------|----------|
| -6 | -6 | 29902 |
| -6 | -8 | 29903 |
| -8 | -6 | 29904 |
| -8 | -8 | 29905 |
| -8 | -10 | 29906 |
| -10 | -8 | 29907 |
| -10 | -10 | 29908 |

Note: The Hose End Fittings listed on this page should be paired exclusively with Vibrant PTFE lined Braided Flex Hoses on pg 14.

Replacement Sockets for 28000 and 29000 Series Hose Ends (for PTFE lined Flex Hose)

| AN Hose Size | Black Part No. | Blue Part No. | Red Part No. | Chrome Part No. |
|--------------|----------------|---------------|--------------|-----------------|
| -4 | 28954 | 28954B | 28954R | 28954S |
| -6 | 28956 | 28956B | 28956R | 28956S |
| -8 | 28958 | 28958B | 28958R | 28958S |
| -10 | 28960 | 28960B | 28960R | 28960S |
| -12 | 28962 * | 28962B * | 28962R * | 28962S * |



Note: These Hose End Sockets are to be used exclusively with Vibrant PTFE Hose End Fittings on page 14-15 of this catalog.

Note: An asterisk (*) denotes a new part number.

Push-On Style Rubber Flex Hose

- Designed for use with Vibrant Push-On Style Hose Ends and Fittings.
- Suitable for oil, water, fuel, methanol, coolant and vacuum service. Suitable for use with E85 fuels but fumes will permeate through this type of hose.
- Operating temperature range: -40°F to 212°F (-40°C to 100°C).
- Recommended for light-duty applications only.
- **Available only in black.**



| AN Size | Hose I.D. | Hose O.D. | Minimum Bend Radius | Operating Pressure | 10ft Roll Part No. | 20ft Roll Part No. | 50ft Roll Part No. |
|---------|---------------|------------------|---------------------|--------------------|--------------------|--------------------|--------------------|
| -4 | 1/4" (6.4mm) | 15/32" (12mm) | 2-1/2" (63.5mm) | 250psi | 16314 | 16324 | 16354 |
| -6 | 3/8" (9.5mm) | 5/8" (15.9mm) | 3" (76.2mm) | 250psi | 16316 | 16326 | 16356 |
| -8 | 1/2" (12.7mm) | 3/4" (19.1mm) | 5" (127mm) | 250psi | 16318 | 16328 | 16358 |
| -10 | 5/8" (15.9mm) | 29/32" (22.9mm) | 6" (152.4mm) | 250psi | 16320 | 16330 | 16360 |
| -12 | 3/4" (19.1mm) | 1-1/32" (26.2mm) | 7" (177.8mm) | 250psi | 16322 | 16332 | 16362 |



TECH TIP - PINCH CLAMPS

Vibrant Performance Stainless Steel Pinch Clamps are an ideal choice for securing Push-On style Flex Hose to fittings, especially if your application sees operating temperatures that exceed 150°F (66°C) or if used on oil and/or fuel systems. Refer to Page 39 for our complete offering of small diameter hose clamps.

Push-On Style Hose End Fittings, Female AN

- Vibrant Push-On Style Hose End Fittings are manufactured from 6061 Aluminum Alloy. **Available in Black Hard Anodized finish only.**
- These lightweight fittings allow for easy and secure hose assembly.
- Suitable for use with all Vibrant Push-On Style Flex Hose.



Straight



30°



45°



60°



90°



120°



150°



180°

AN Hose Size

| Hose End Style | -4 | -6 | -8 | -10 | -12 |
|----------------|--------------|--------------|--------------|--------------|--------------|
| Straight | 22004 | 22006 | 22008 | 22010 | 22012 |
| 30° | 22304 | 22306 | 22308 | 22310 | 22312 |
| 45° | 22404 | 22406 | 22408 | 22410 | 22412 |
| 60° | 22604 | 22606 | 22608 | 22610 | 22612 |
| 90° | 22904 | 22906 | 22908 | 22910 | 22912 |
| 120° | 22204 | 22206 | 22208 | 22210 | 22212 |
| 150° | 22504 | 22506 | 22508 | 22510 | 22512 |
| 180° | 22804 | 22806 | 22808 | 22810 | 22812 |

Polyethylene Vacuum Tubing

These flexible and durable hoses are ideal for vacuum, fuel, oil and water service. Operating temperature range: -90°F to 180°F (-68°C to 82°C). Maximum Operating Pressure = 200psi. For use with Vibrant Pneumatic Push Lock Fittings.

| Hose O.D. | Wall Thickness | Maximum Bend Radius | Spool Length | Hose Color | Part No. |
|---------------|----------------|---------------------|--------------|------------|----------------|
| 5/32" (4mm) | 0.8mm | 1-1/4" (31.8mm) | 10 ft (3m) | Black | 2650 |
| 3/16" (4.8mm) | 1.6mm | 1-1/2" (38.1mm) | 10 ft (3m) | Clear | 22620 * |
| 1/4" (6.4mm) | 1.6mm | 2" (50.8mm) | 10 ft (3m) | Black | 2652 |
| 1/4" (6.4mm) | 1.6mm | 2" (50.8mm) | 10 ft (3m) | Clear | 2683 |
| 3/8" (9.5mm) | 1.6mm | 3" (76.2mm) | 10 ft (3m) | Black | 2651 |



Pneumatic Push Lock Vacuum Fittings

Vibrant Performance Pneumatic Push Lock Fittings allow for simple and secure tube connections that are suitable for both ambient and pressurized air. Your vacuum tubing quickly disconnects from the fitting by simply pushing down on the release collar. All threads are PTFE coated. Maximum Operating Pressure = 150psi.



Male Straight

| Male Thread Size | Tube O.D. Size | Part No. |
|------------------|----------------|----------------|
| 1/16" NPT | 1/4" (6.4mm) | 22666 * |
| 1/8" NPT | 5/32" (4mm) | 2660 |
| 1/8" NPT | 3/16" (4.8mm) | 22653 * |
| 1/8" NPT | 1/4" (6.4mm) | 2662 |
| 1/8" NPT | 3/8" (9.5mm) | 2661 |
| 1/4" NPT | 1/4" (6.4mm) | 2664 |
| 1/4" NPT | 3/8" (9.5mm) | 2663 |



Male 90° Swivel Elbow

| Male Thread Size | Tube O.D. Size | Part No. |
|------------------|----------------|----------------|
| 1/8" NPT | 5/32" (4mm) | 2665 |
| 1/8" NPT | 3/16" (4.8mm) | 22654 * |
| 1/8" NPT | 1/4" (6.4mm) | 2667 |
| 1/8" NPT | 3/8" (9.5mm) | 2666 |
| 1/4" NPT | 1/4" (6.4mm) | 2669 |
| 1/4" NPT | 3/8" (9.5mm) | 2668 |
| 3/8" NPT | 1/4" (6.4mm) | 2655 |
| 1/2" NPT | 1/4" (6.4mm) | 2653 |



Male Tee

| Male Thread Size | Tube O.D. Size | Part No. |
|------------------|----------------|----------------|
| 1/8" NPT | 5/32" (4mm) | 22630 * |
| 1/8" NPT | 3/16" (4.8mm) | 22631 * |
| 1/8" NPT | 1/4" (6.4mm) | 22632 * |
| 1/4" NPT | 1/4" (6.4mm) | 22634 * |



Union Y

| Tube O.D. Size | Part No. |
|----------------|---------------|
| 5/32" (4mm) | 2680 |
| 3/16" (4.8mm) | 2679 * |
| 1/4" (6.4mm) | 2682 |
| 3/8" (9.5mm) | 2681 |



Union Straight

| Tube O.D. Size | Part No. |
|----------------|---------------|
| 5/32" (4mm) | 2670 |
| 3/16" (4.8mm) | 2673 * |
| 1/4" (6.4mm) | 2672 |
| 3/8" (9.5mm) | 2671 |



Union Tee

| Tube O.D. Size | Part No. |
|----------------|---------------|
| 5/32" (4mm) | 2675 |
| 3/16" (4.8mm) | 2678 * |
| 1/4" (6.4mm) | 2677 |
| 3/8" (9.5mm) | 2676 |

Aluminum Vacuum Manifold

Vibrant's popular Aluminum Vacuum Manifolds allow for consistent vacuum from a single source to be distributed through up to 6 ports. Includes mounting hardware and port plugs.

Central Port is threaded for 3/8" NPT fittings and all six outlet ports are tapped for 1/8" NPT fittings.



| Female Thread Size | Length | Width | Height | Silver Anodized Part No. | Black Anodized Part No. |
|---|------------------|-----------------|-------------|--------------------------|-------------------------|
| 6 ports x 1/8" NPT 1 port x 3/8" NPT | 5-1/2" (139.7mm) | 1-1/2" (38.1mm) | 1" (25.4mm) | 2690 | 2691 |

Note: An asterisk (*) denotes a new part number.

Aluminum Hardline Tubing

- Aluminum Hardline Tubing is very easy to cut, bend, flare and polish.
- Ideal for fuel, oil, coolant, water and even vacuum service. **Do not use for hydraulic pressurized lines (brake lines, power steering lines, etc.)**
- Available in Raw Alloy finish only. **Not suitable for E85 and alcohol service.**
- Vibrant Performance Aluminum Hardlines are to be paired exclusively with Vibrant Hardline Adapter Fittings on pages 18-19 of this catalog.

| Hardline O.D. | Wall Thickness | Spool Length | Part No. |
|---------------|----------------|--------------|--------------|
| 1/4" (6.4mm) | 1mm | 25 ft (7.6m) | 16409 |
| 5/16" (7.9mm) | 1mm | 25 ft (7.6m) | 16410 |
| 3/8" (9.5mm) | 1mm | 25 ft (7.6m) | 16411 |
| 1/2" (12.7mm) | 1.2mm | 25 ft (7.6m) | 16412 |
| 5/8" (15.8mm) | 1.2mm | 25 ft (7.6m) | 16413 |



Tube Sleeves

| AN Size | Use with Tubing Size | Part No. |
|---------|----------------------|--------------|
| -3 | 3/16" (4.8mm) | 10760 |
| -4 | 1/4" (6.4mm) | 10761 |
| -6 | 3/8" (9.5mm) | 10762 |
| -8 | 1/2" (12.7mm) | 10763 |
| -10 | 5/8" (15.9mm) | 10764 |
| -12 | 3/4" (19mm) | 10765 |
| -16 | 1" (25.4mm) | 10766 |



Tube Nuts

| AN Size | Use with Tubing Size | Part No. |
|---------|----------------------|--------------|
| -3 | 3/16" (4.8mm) | 10750 |
| -4 | 1/4" (6.4mm) | 10751 |
| -6 | 3/8" (9.5mm) | 10752 |
| -8 | 1/2" (12.7mm) | 10753 |
| -10 | 5/8" (15.9mm) | 10754 |
| -12 | 3/4" (19mm) | 10755 |
| -16 | 1" (25.4mm) | 10756 |



Hardline Tubing Cutting Tool

Very effective for cutting through Steel, Aluminum, Copper and even Plastic with ease and without distortion or compression. Suitable for use on tubing measuring from 1/8" O.D. to 1-1/8" O.D. (3.175mm - 28.5mm).

| Product Description | Part No. |
|-----------------------|-------------|
| Hardline Cutting Tool | 2991 |

Tube Straightening Tool

This convenient tool allows for easy straightening of coiled Aluminum, Steel and Stainless Steel tubing. Suitable for tube sizes ranging from 3/16" O.D. to 1/2" O.D. (4.8mm - 12.7mm).

NEW

| Product Description | Part No. |
|-------------------------|---------------|
| Tube Straightening Tool | 2938 * |



NEW

Hardline Tubing Flare Tool

This tool makes it easy to apply a 37° flare on your hardline tubing to allow them to seal against a 37° Male AN hardline adapter. Suitable for use on tubing measuring from 1/8" to 3/4" (3.175mm - 19mm).

| Product Description | Part No. |
|---------------------|---------------|
| 37° Flare Tool | 2939 * |

Note: An asterisk () denotes a new part number.*

Tube to Female AN Adapters (includes Brass Olive)



| Tube O.D. | AN Size | Part No. |
|---------------|---------|--------------|
| 1/4" (6.4mm) | -4 | 16444 |
| 5/16" (7.9mm) | -6 | 16445 |
| 3/8" (9.5mm) | -6 | 16446 |
| 1/2" (12.7mm) | -8 | 16448 |
| 5/8" (15.8mm) | -10 | 16449 |

Tube to Male AN Flare Adapters (includes Brass Olive)



| Tube O.D. | AN Size | Part No. |
|---------------|---------|--------------|
| 1/4" (6.4mm) | -4 | 16454 |
| 5/16" (7.9mm) | -6 | 16455 |
| 3/8" (9.5mm) | -6 | 16456 |
| 1/2" (12.7mm) | -8 | 16458 |
| 5/8" (15.8mm) | -10 | 16459 |

45° Tube to Female AN Adapters (includes Brass Olive)



NEW

| Tube O.D. | AN Size | Part No. |
|---------------|---------|----------------|
| 5/16" (7.9mm) | -6 | 16555 * |
| 3/8" (9.5mm) | -6 | 16556 * |
| 1/2" (12.7mm) | -8 | 16558 * |

*Full flow design

45° Tube to Male AN Adapters (includes Brass Olive)



NEW

| Tube O.D. | AN Size | Part No. |
|---------------|---------|----------------|
| 5/16" (7.9mm) | -6 | 16575 * |
| 3/8" (9.5mm) | -6 | 16576 * |
| 1/2" (12.7mm) | -8 | 16578 * |

*Full flow design

90° Tube to Female AN Adapters (includes Brass Olive)



NEW

| Tube O.D. | AN Size | Part No. |
|---------------|---------|----------------|
| 5/16" (7.9mm) | -6 | 16565 * |
| 3/8" (9.5mm) | -6 | 16566 * |
| 1/2" (12.7mm) | -8 | 16568 * |

*Full flow design

90° Tube to Male AN Adapters (includes Brass Olive)



NEW

| Tube O.D. | AN Size | Part No. |
|---------------|---------|----------------|
| 5/16" (7.9mm) | -6 | 16585 * |
| 3/8" (9.5mm) | -6 | 16586 * |
| 1/2" (12.7mm) | -8 | 16588 * |

*Full flow design

Note: The Adapter Fittings listed on this page should be paired with Vibrant Performance Aluminum Hardline Tubing on page 18.

Brass Olive Inserts for Aluminum Hardline Tubing



| Hard Line O.D. | Quantity | Part No. |
|----------------|-----------------|----------------|
| 1/4" (6.4mm) | 5 Olives / pack | 16464 |
| 5/16" (7.9mm) | 5 Olives / pack | 16465 |
| 3/8" (9.5mm) | 5 Olives / pack | 16466 |
| 1/2" (12.7mm) | 5 Olives / pack | 16468 |
| 5/8" (15.8mm) | 2 Olives / pack | 16469 * |



TECH TIP - FLEX HOSE ROUTING

Vibrant Performance now offers a greatly expanded range of Hose and Tube Clamp options to help you keep your lines neat and organized while also looking very stylish and show ready.

Please refer to page 39 of this catalog for Vibrant's full assortment of clamps and line separators.

Note: An asterisk (*) denotes a new part number.

Male AN Flare Union Adapters



Straight 45° 90°

| AN Size | Straight Adapter Part No. | 45° Adapter Part No. | 90° Adapter Part No. |
|---------|---------------------------|----------------------|----------------------|
| -3 | 10230 | 10570 | 10550 |
| -4 | 10231 | 10571 | 10551 |
| -6 | 10232 | 10572 | 10552 |
| -8 | 10233 | 10573 | 10553 |
| -10 | 10234 | 10574 | 10554 |
| -12 | 10235 | 10575 | 10555 |
| -16 | 10236 | 10576 | 10556 |
| -20 | 10237 | -- | -- |

Female AN Flare Union Adapters



Straight 45° 90°

| AN Size | Straight Adapter Part No. | 45° Adapter Part No. | 90° Adapter Part No. |
|-----------|---------------------------|----------------------|----------------------|
| -3 | 10700 | 10718 * | 10738 * |
| -4 | 10701 | 10711 | 10731 |
| -6 | 10702 | 10712 | 10732 |
| -8 | 10703 | 10713 | 10733 |
| -10 | 10704 | 10714 | 10734 |
| -12 | 10705 | 10715 | 10735 |
| -16 | 10706 | 10716 | 10736 |
| -20 | 10707 * | 10717 * | 10737 * |
| -6 x -8 | 10708 | -- | -- |
| -8 x -10 | 10709 | -- | -- |
| -10 x -12 | 10710 * | -- | -- |

Male AN Flare Reducer Adapters



| AN Size 1 | AN Size 2 | Part No. |
|-----------|-----------|----------|
| -4 | -3 | 10430 |
| -6 | -3 | 10426 * |
| -6 | -4 | 10431 |
| -8 | -4 | 10428 |
| -8 | -6 | 10432 |
| -10 | -6 | 10433 |
| -10 | -8 | 10434 |
| -12 | -6 | 10438 |
| -12 | -8 | 10435 |
| -12 | -10 | 10436 |
| -16 | -10 | 10439 |
| -16 | -12 | 10437 |
| -20 | -12 | 10427 |
| -20 | -16 | 10429 |

Female AN to Male AN Flare Reducer Adapters



| Female AN Size | Male AN Size | Part No. |
|----------------|--------------|----------|
| -4 | -3 | 10830 |
| -6 | -4 | 10832 |
| -8 | -4 | 10827 * |
| -10 | -4 | 10828 * |
| -8 | -6 | 10833 |
| -10 | -6 | 10834 |
| -10 | -8 | 10835 |
| -12 | -8 | 10836 |
| -12 | -10 | 10837 |
| -16 | -10 | 10829 * |
| -16 | -12 | 10838 |
| -20 | -16 | 10839 |

Female AN to Male AN Flare Expander Adapters



| Female AN Size | Male AN Size | Part No. |
|----------------|--------------|----------|
| -3 | -4 | 10840 |
| -3 | -6 | 10847 * |
| -4 | -6 | 10841 |
| -4 | -8 | 10848 * |
| -6 | -8 | 10842 |
| -6 | -10 | 10849 * |
| -8 | -10 | 10843 |
| -8 | -12 | 10868 * |
| -10 | -12 | 10844 |
| -10 | -16 | 10869 * |
| -12 | -16 | 10845 |
| -16 | -20 | 10846 |

Female AN to Male AN Flare Extension Adapters



| AN Size | Adapter Length | Part No. |
|---------|-----------------|----------|
| -4 | 1" (25.4mm) | 10585 |
| -6 | 1" (25.4mm) | 10586 |
| -8 | 1-1/2" (38.1mm) | 10587 |
| -10 | 1-1/2" (38.1mm) | 10588 |
| -12 | 1-1/2" (38.1mm) | 10589 |
| -16 | 1-1/2" (38.1mm) | 10590 |

Female AN to Male AN Flare 45° and 90° Adapters



45° 90°

| Female AN Size | Male AN Size | 45° Adapter Part No. | 90° Adapter Part No. |
|----------------|--------------|----------------------|----------------------|
| -3 | -3 | 10770 | 10780 |
| -4 | -4 | 10771 | 10781 |
| -6 | -6 | 10772 | 10782 |
| -8 | -8 | 10773 | 10783 |
| -10 | -10 | 10774 | 10784 |
| -12 | -12 | 10775 | 10785 |
| -16 | -16 | 10776 | 10786 |

Note: An asterisk (*) denotes a new part number.

Male AN Flare Bulkhead Adapters

• Bulkhead Nut is sold separately



| AN Size | Straight Bulkhead Part No. | 45° Bulkhead Part No. | 90° Bulkhead Part No. | Bulkhead Tee Part No. | Bulkhead Tee on Run Part No. | Bulkhead Nut Part No. |
|---------|----------------------------|-----------------------|-----------------------|-----------------------|------------------------------|-----------------------|
| -3 | 10680 | 10600 | 10608 | 10616 | 10624 | 10690 |
| -4 | 10681 | 10601 | 10609 | 10617 | 10625 | 10691 |
| -6 | 10682 | 10602 | 10610 | 10618 | 10626 | 10692 |
| -8 | 10683 | 10603 | 10611 | 10619 | 10627 | 10693 |
| -10 | 10684 | 10604 | 10612 | 10620 | 10628 | 10694 |
| -12 | 10685 | 10605 | 10613 | 10621 | 10629 | 10695 |
| -16 | 10686 | 10606 | 10614 | 10622 | 10630 | 10696 |
| -20 | 10687 * | -- | -- | -- | -- | 10697 * |

Male and Female AN Tee Adapters

| AN Size | Male AN Flare Tee Part No. | Female ORB Tee Part No. | Male Flare Tee with Female Flare on Run Part No. | Male Flare Tee with Female Flare on Side Part No. |
|---------|----------------------------|-------------------------|--|---|
| -3 | 10480 | -- | 10740 | 10790 |
| -4 | 10481 | 10871 | 10741 | 10791 |
| -6 | 10482 | 10872 | 10742 | 10792 |
| -8 | 10483 | 10873 | 10743 | 10793 |
| -10 | 10484 | 10874 | 10744 | 10794 |
| -12 | 10485 | -- | 10745 | 10795 |
| -16 | 10486 | -- | 10746 | 10796 |



Male AN Flare Tee



Female ORB Tee



Male AN Flare Tee with Female Flare on Run



Male AN Flare Tee with Female Flare on Side

Note: O-Rings for Female ORB Tee can be found on page 40.

AN Flare Adapters with 1/8" NPT Port



Male AN Flare Union

Note: Port Plug Not Included



Female to Male AN Flare Union

Note: Port Plug Not Included



Male AN Flare 90° Union

Note: Includes Port Plug



Male AN Flare Tee

Note: Includes Port Plug

| AN Size | Male AN Flare Union Part No. | Female to Male AN Flare Union Part No. | Male AN Flare 90° Union Part No. | Male AN Flare Tee Part No. |
|---------|------------------------------|--|----------------------------------|----------------------------|
| -4 | 16474 | 16484 | -- | -- |
| -6 | 16476 | 16486 | 16536 | 16546 |
| -8 | 16478 | 16488 | 16538 | 16548 |
| -10 | 16480 | 16490 | -- | -- |

Note: An asterisk (*) denotes a new part number.

Male AN Flare to Male ORB Straight Adapters

• Includes O-Ring Seal

Note:
Replacement O-Rings can be found on page 40.



| AN Size | ORB Size | Part No. | AN Size | ORB Size | Part No. |
|---------|----------|----------|---------|----------|----------|
| -3 | -3 | 16817 * | -8 | -10 | 16832 |
| -3 | -4 | 16818 * | -8 | -12 | 16833 |
| -3 | -6 | 16819 * | -10 | -6 | 16834 |
| -4 | -3 | 16820 * | -10 | -8 | 16835 |
| -4 | -4 | 16821 | -10 | -10 | 16836 |
| -4 | -6 | 16822 | -10 | -12 | 16837 |
| -4 | -8 | 16823 | -10 | -16 | 16838 |
| -4 | -10 | 16815 * | -12 | -8 | 16839 |
| -6 | -3 | 16824 * | -12 | -10 | 16840 |
| -6 | -4 | 16825 | -12 | -12 | 16841 |
| -6 | -6 | 16826 | -12 | -16 | 16842 |
| -6 | -8 | 16827 | -16 | -12 | 16844 |
| -6 | -10 | 16828 | -16 | -16 | 16845 |
| -6 | -12 | 16816 * | -16 | -20 | 16846 |
| -8 | -4 | 16829 * | -20 | -16 | 16847 |
| -8 | -6 | 16830 | -20 | -20 | 16848 |
| -8 | -8 | 16831 | | | |

Female AN Flare to Male ORB Straight Adapters

• Includes O-Ring Seal

Note:
Replacement O-Rings can be found on page 40.



| Female AN Size | ORB Size | Part No. |
|----------------|----------|----------|
| -6 | -6 | 16860 |
| -6 | -8 | 16862 |
| -6 | -10 | 16865 * |
| -8 | -6 | 16861 |
| -8 | -8 | 16863 |
| -8 | -10 | 16866 |
| -8 | -12 | 16872 * |
| -10 | -8 | 16864 |
| -10 | -10 | 16867 |
| -10 | -12 | 16870 |
| -12 | -10 | 16868 |
| -12 | -12 | 16871 |

TECH TIP - HOSE ASSEMBLY TOOLS AND ACCESSORIES

To preserve the pristine finish of your Vibrant Performance Fittings, be sure to use our Billet Aluminum Wrenches and Vise Jaws when assembling your hoses and fittings.

Refer to page 41 to view our offering of convenient tools for fitting/hose installation.



Male AN Flare to Male ORB Elbow Swivel Adapters

• Includes O-Ring Seal



| AN Size | ORB Size | 45° Elbow Part No | 90° Elbow Part No |
|---------|----------|-------------------|-------------------|
| -6 | -6 | 16940 * | 16960 * |
| -6 | -8 | 16941 * | 16961 * |
| -8 | -6 | 16943 * | 16963 * |
| -8 | -8 | 16944 * | 16964 * |
| -8 | -10 | 16945 * | 16965 * |
| -10 | -8 | 16947 * | 16967 * |
| -10 | -10 | 16948 * | 16968 * |
| -12 | -12 | 16950 * | 16970 * |

Male ORB Bulkhead Adapter

• Includes O-Ring Seal



| ORB Size 1 | ORB Size 2 | Part No |
|------------|------------|---------|
| -6 | -6 | 16980 * |
| -8 | -6 | 16981 * |
| -8 | -8 | 16982 * |
| -10 | -8 | 16983 * |
| -10 | -10 | 16984 * |
| -12 | -10 | 16985 * |
| -12 | -12 | 16986 * |

Male AN Flare to Male ORB Extension Adapters

• Includes O-Ring Seal



| AN Size | ORB Size | Adapter Length | Part No |
|---------|----------|----------------|---------|
| -6 | -6 | 1-5/8" (41mm) | 16992 * |
| -8 | -8 | 1-7/8" (48mm) | 16993 * |
| -10 | -10 | 2-1/8" (54mm) | 16994 * |
| -12 | -12 | 2-1/2" (64mm) | 16995 * |

Note: Replacement O-Rings can be found on page 40.

Note: An asterisk (*) denotes a new part number.

Male AN Flare to Male Metric Adapters

- Includes Crush Washer

Note:
Replacement Crush Washers
can be found on page 40.



| AN Size | Metric Size | Part No. | AN Size | Metric Size | Part No. | AN Size | Metric Size | Part No. | AN Size | Metric Size | Part No. |
|---------|-------------|----------|---------|-------------|----------|---------|-------------|----------|---------|-------------|----------|
| -4 | M8 x 1.0 | 16602 | -6 | M10 x 1.5 | 16614 | -8 | M12 x 1.25 | 16623 | -10 | M20 x 1.5 | 16636 |
| -4 | M8 x 1.25 | 16603 | -6 | M12 x 1.0 | 16617 * | -8 | M12 x 1.5 | 16624 | -10 | M22 x 1.5 | 16637 |
| -4 | M10 x 1.0 | 16604 | -6 | M12 x 1.25 | 16615 | -8 | M14 x 1.5 | 16625 | -10 | M24 x 1.5 | 16638 |
| -4 | M10 x 1.25 | 16605 | -6 | M12 x 1.5 | 16616 | -8 | M16 x 1.5 | 16626 | -12 | M14 x 1.5 | 16642 |
| -4 | M10 x 1.5 | 16606 | -6 | M14 x 1.5 | 10229 | -8 | M18 x 1.5 | 16627 | -12 | M16 x 1.5 | 16643 |
| -4 | M12 x 1.0 | 16607 | -6 | M16 x 1.5 | 16619 | -8 | M20 x 1.5 | 16628 | -12 | M18 x 1.5 | 16644 |
| -4 | M12 x 1.25 | 16608 | -6 | M18 x 1.5 | 10298 | -8 | M22 x 1.5 | 16629 | -12 | M20 x 1.5 | 16645 |
| -4 | M12 x 1.5 | 16609 | -6 | M20 x 1.5 | 16620 | -10 | M12 x 1.5 | 16632 | -12 | M22 x 1.5 | 16646 |
| -4 | M14 x 1.5 | 16611 | -6 | M22 x 1.5 | 16621 | -10 | M14 x 1.5 | 16633 | -12 | M24 x 1.5 | 16647 |
| -6 | M10 x 1.0 | 16612 | -8 | M10 x 1.0 | 16630 | -10 | M16 x 1.5 | 16634 | -16 | M22 x 1.5 | 16649 |
| -6 | M10 x 1.25 | 16613 | -8 | M10 x 1.5 | 16622 | -10 | M18 x 1.5 | 16635 | | | |

Male AN Flare to Female Metric Adapters

Male ORB to Female Metric Adapters

Male ORB to Male Metric Adapters

- Includes O-Ring

- Includes Crush Washer and O-Ring Seal



| AN Size | Metric Size | Part No. |
|---------|-------------|----------|
| -6 | M14 x 1.5 | 16785 * |
| -6 | M16 x 1.5 | 16786 * |

| ORB Size | Metric Size | Part No. |
|----------|-------------|----------|
| -6 | M12 x 1.5 | 16672 * |
| -6 | M18 x 1.5 | 16675 * |
| -8 | M12 x 1.5 | 16676 * |
| -8 | M18 x 1.5 | 16679 * |

| ORB Size | Metric Size | Part No. |
|----------|-------------|----------|
| -6 | M12 x 1.5 | 16690 * |
| -6 | M14 x 1.5 | 16691 * |
| -6 | M16 x 1.5 | 16692 * |
| -6 | M18 x 1.5 | 16693 * |
| -8 | M12 x 1.5 | 16695 * |
| -8 | M14 x 1.5 | 16696 * |
| -8 | M16 x 1.5 | 16697 * |
| -8 | M18 x 1.5 | 16698 * |

Note: Replacement Crush Washers and O-Rings can be found on page 40.

Female to Male Metric Union Extenders, featuring 3 x 1/8" NPT Ports

- Includes Crush Washer and Port Plugs



| Metric Size | NPT Size | Part No. |
|-------------|----------|----------|
| M12 x 1.5 | 1/8" | 10595 |
| M14 x 1.5 | 1/8" | 10596 |
| M16 x 1.5 | 1/8" | 10597 |

Male AN Flare to Inverted Flare Adapters



| AN Size | Inverted Flare | Part No. |
|---------|----------------|----------|
| -6 | 1/2" - 20 | 16435 |
| -6 | 5/8" - 18 | 16436 |
| -6 | 11/16" - 18 | 16437 * |
| -8 | 5/8" - 18 | 16438 |

Note: An asterisk (*) denotes a new part number.

Male AN Flare to Male NPT Straight Adapters



**Steel
Straight Adapter**



**Aluminum
Straight Adapter**

| AN Size | NPT Size | Material | Part No. | AN Size | NPT Size | Material | Part No. |
|---------|----------|----------|----------|---------|----------|----------|----------|
| -3 | 1/16" | Aluminum | 10131 * | -8 | 1/4" | Aluminum | 10219 |
| -3 | 1/8" | Aluminum | 10291 | -8 | 3/8" | Aluminum | 10221 |
| -3 | 1/8" | Steel | 10290 | -8 | 1/2" | Aluminum | 10225 |
| -3 | 1/4" | Aluminum | 10176 | -8 | 3/4" | Aluminum | 10177 |
| -3 | 3/8" | Aluminum | 10132 * | -10 | 3/8" | Aluminum | 10223 |
| -4 | 1/16" | Aluminum | 10133 * | -10 | 1/2" | Aluminum | 10294 |
| -4 | 1/8" | Aluminum | 10293 | -10 | 3/4" | Aluminum | 10226 |
| -4 | 1/8" | Steel | 10292 | -12 | 1/2" | Aluminum | 10227 |
| -4 | 1/4" | Aluminum | 10216 | -12 | 3/4" | Aluminum | 10224 |
| -4 | 3/8" | Aluminum | 10213 | -12 | 1" | Aluminum | 10178 |
| -6 | 1/8" | Aluminum | 10217 | -16 | 3/4" | Aluminum | 10206 |
| -6 | 1/4" | Aluminum | 10220 | -16 | 1" | Aluminum | 10228 |
| -6 | 3/8" | Aluminum | 10222 | -20 | 1" | Aluminum | 10179 |
| -6 | 1/2" | Aluminum | 10218 | -20 | 1-1/4" | Aluminum | 10207 |

Male AN Flare to Male NPT 45° and 90° Elbow Adapters



45°



90°

Male AN Flare to Male NPT Straight Adapter with 1/8" NPT Port



| AN Size | NPT Size | Part No. |
|---------|----------|----------|
| -6 | 1/4" | 16495 |
| -6 | 3/8" | 16496 |
| -8 | 1/4" | 16497 |
| -8 | 3/8" | 16498 |

Note: Port Plug not included

| AN Size | NPT Size | 45° Adapter Part No | 90° Adapter Part No |
|---------|----------|---------------------|---------------------|
| -3 | 1/8" | 10240 | 10250A |
| -4 | 1/8" | 10241 | 10251A |
| -4 | 1/4" | 10238 | 10256 |
| -4 | 3/8" | 10174 * | 10286 |
| -6 | 1/8" | 10239 | 10257 |
| -6 | 1/4" | 10242 | 10252A |
| -6 | 3/8" | 10245 | 10258 |
| -6 | 1/2" | 10173 * | 10249 |
| -8 | 1/4" | 10162 * | 10267 |
| -8 | 3/8" | 10243 | 10253 |
| -8 | 1/2" | 10247 | 10268 |
| -8 | 3/4" | 10165 * | 10175 * |
| -10 | 3/8" | 10248 | 10259 |
| -10 | 1/2" | 10297 | 10254 |
| -10 | 3/4" | 10163 * | 10299 |
| -12 | 1/2" | 10164 * | 10269 |
| -12 | 3/4" | 10244 | 10255 |
| -16 | 3/4" | -- | 10285 |
| -16 | 1" | 10246 | 10284 |

Male AN Flare to Female NPT Adapters



Straight

45°

90°

| AN Size | NPT Size | Straight Adapter Part No. | 45° Adapter Part No. | 90° Adapter Part No. |
|---------|----------|---------------------------|----------------------|----------------------|
| -3 | 1/8" | 11308 | 11300 * | 11305 * |
| -4 | 1/8" | 11309 | 11301 * | 11306 * |

Female NPT to Male NPT Tight 90° Adapter



| Female NPT Size | Male NPT Size | Part No. |
|-----------------|---------------|----------|
| 1/8" | 1/8" | 10825 |

Note: An asterisk (*) denotes a new part number.

Male AN Flare to Male NPT 90° Elbow Adapters



90° Swivel

| AN Size | NPT Size | Part No. |
|---------|----------|----------|
| -3 | 1/8" | 11350 |
| -4 | 1/8" | 11351 |
| -4 | 1/4" | 11352 |
| -6 | 1/8" | 11353 |
| -6 | 1/4" | 11354 |
| -6 | 3/8" | 11355 |
| -8 | 1/4" | 11356 |
| -8 | 3/8" | 11357 |
| -8 | 1/2" | 11358 |
| -10 | 3/8" | 11359 |
| -10 | 1/2" | 11360 |
| -12 | 1/2" | 11361 |
| -12 | 3/4" | 11362 |

Female AN Flare to Male NPT Adapters




Straight



90° Swivel

| AN Size | NPT Size | Straight Part No. | 90° Swivel Part No. |
|---------|----------|-------------------|---------------------|
| -3 | 1/8" | 11365 | 11380 |
| -4 | 1/8" | 11366 | 11381 |
| -4 | 1/4" | 11367 | 11382 |
| -6 | 1/8" | 11368 | 11383 |
| -6 | 1/4" | 11369 | 11384 |
| -6 | 3/8" | 11370 | 11385 |
| -8 | 1/4" | 11371 | 11386 |
| -8 | 3/8" | 11372 | 11387 |
| -8 | 1/2" | 11373 | 11388 |
| -10 | 3/8" | 11374 | 11389 |
| -10 | 1/2" | 11375 | 11390 |
| -12 | 1/2" | 11376 | 11391 |
| -12 | 3/4" | 11377 | 11392 |

Female NPT to Male NPT Transition Adapters



| Female NPT Size | Male NPT Size | Part No. |
|-----------------|---------------|----------|
| 1/8" | 1/4" | 10850 |
| 1/8" | 3/8" | 10851 |
| 1/8" | 1/2" | 10853 |
| 1/4" | 3/8" | 10852 |
| 1/4" | 1/2" | 10854 |
| 1/4" | 3/4" | 10855 |
| 3/8" | 1/2" | 10856 |
| 3/8" | 3/4" | 10857 |
| 1/2" | 3/4" | 10858 |
| 3/4" | 1" | 10859 * |

Male AN Flare to Male NPT Tee Adapters



Male Flare Tee with NPT



Male Flare Tee, NPT on Run

| AN Size | NPT Size | Male Flare Tee with NPT Part No. | Male Flare Tee, NPT on Run Part No. |
|---------|----------|----------------------------------|-------------------------------------|
| -3 | 1/8" | 10460 | 10470 |
| -4 | 1/8" | 10461 | 10471 |
| -6 | 1/4" | 10462 | 10472 |
| -8 | 3/8" | 10463 | 10473 |
| -10 | 1/2" | 10464 | 10474 |
| -12 | 3/4" | 10465 | 10475 |
| -16 | 1" | 10466 | 10476 |

NPT Union and Tee Adapters



Male NPT Union



Female NPT Union



90° Female NPT Adapter



45° Female to Male NPT Adapter



90° Female to Male NPT Adapter



Female NPT Tee Adapter

| NPT Size | Male NPT Union Adapter Part No. | Female NPT Union Adapter Part No. | 90° Female NPT Adapter Part No. | 45° Female to Male NPT Adapter Part No. | 90° Female to Male NPT Adapter Part No. | Female NPT Tee Adapter Part No. |
|----------|---------------------------------|-----------------------------------|---------------------------------|---|---|---------------------------------|
| 1/8" | 10370 | 10380 | 11320 | 11330 | 11340 | 10860 |
| 1/4" | 10371 | 10381 | 11321 | 11331 | 11341 | 10861 |
| 3/8" | 10372 | 10382 | 11322 | 11332 | 11342 | 10862 |
| 1/2" | 10373 | 10383 | 11323 | 11333 | 11343 | 10863 |
| 3/4" | 10374 | 10384 | -- | -- | -- | -- |
| 1" | 10375 | 10385 | -- | -- | -- | -- |

Female NPT to Male BSP Adapter



| NPT Size | BSP Size | Part No. |
|----------|----------|----------|
| 1/8" | 1/8" | 10399 |

Note: An asterisk (*) denotes a new part number.

Female AN Flare to Hose Barb Adapters



| AN Size | Barb Size | Straight Adapter Part No. | 45° Adapter Part No. | 90° Adapter Part No. |
|---------|-----------------|---------------------------|----------------------|----------------------|
| -6 | 5/16" (7.9mm) | 11215 | 12015 * | 12025 * |
| -6 | 3/8" (9.5mm) | 11216 | 12016 * | 12026 * |
| -8 | 3/8" (9.5mm) | 11217 * | 12017 * | 12027 * |
| -8 | 1/2" (12.7mm) | 11218 | 12018 * | 12028 * |
| -16 | 1" (25.4mm) | 11268 * | -- | -- |
| -20 | 1-1/2" (38.1mm) | 11269 * | -- | -- |

Male AN Flare to Hose Barb Adapters



| AN Size | Barb Size | Part No. |
|---------|---------------|----------|
| -6 | 5/16" (7.9mm) | 11211 * |
| -6 | 3/8" (9.5mm) | 11207 |
| -8 | 3/8" (9.5mm) | 11212 * |
| -8 | 1/2" (12.7mm) | 11208 |
| -10 | 1/2" (12.7mm) | 11209 |
| -10 | 5/8" (15.9mm) | 11210 * |

Male NPT to Hose Barb Adapters



| NPT Size | Barb Size | Straight Adapter Part No. | 45° Adapter Part No. | 90° Adapter Part No. |
|----------|---------------|---------------------------|----------------------|----------------------|
| 1/16" | 1/4" (6.4mm) | 11642F * | -- | -- |
| 1/8" | 1/4" (6.4mm) | 11200 | 11220 | 11230 |
| 1/8" | 5/16" (7.9mm) | 11276 * | 11226 * | 11236 * |
| 1/4" | 3/8" (9.5mm) | 11201 | 11221 | 11231 |
| 3/8" | 5/16" (7.9mm) | 11277 * | 11227 * | 11237 * |
| 3/8" | 3/8" (9.5mm) | 11205 | 11225 | 11235 |
| 3/8" | 1/2" (12.7mm) | 11202 | 11222 | 11232 |
| 1/2" | 1/2" (12.7mm) | 11278 * | 11228 * | 11238 * |
| 1/2" | 5/8" (15.9mm) | 11203 | 11223 | 11233 |
| 3/4" | 3/4" (19mm) | 11204 | 11224 | 11234 |

Male ORB to Hose Barb Adapters

• Includes O-Ring Seal



| ORB Size | Barb Size | Part No. |
|----------|---------------|----------|
| -6 | 1/8" (3.2mm) | 11315 * |
| -6 | 5/16" (7.9mm) | 11316 * |
| -6 | 3/8" (9.5mm) | 11317 * |
| -8 | 3/8" (9.5mm) | 11318 * |
| -8 | 1/2" (12.7mm) | 11319 * |

Inline Barb Adapter with 1/8" NPT Port

• Includes two (2) worm gear hose clamps

| Barb Size | Part No. |
|---------------|----------|
| 5/16" (7.9mm) | 16470 |
| 3/8" (9.5mm) | 16471 |



Note: Port Plug not included



| ORB Size | Barb Size | Part No. |
|----------|-----------------|----------|
| -10 | 3/8" (9.5mm) | 17009 * |
| -12 | 1/2" (12.7mm) | 17010 * |
| -12 | 5/8" (15.9mm) | 17011 * |
| -16 | 1-1/4" (31.7mm) | 17007 * |
| -16 | 1-1/2" (38.1mm) | 17008 * |
| -20 | 1-1/4" (31.7mm) | 17005 |
| -20 | 1-1/2" (38.1mm) | 17006 |

Note: Replacement O-Rings can be found on page 40.

Note: An asterisk (*) denotes a new part number.

Male Metric to Hose Barb Adapters

- Includes Crush Washer
- Ideal for adapting to EFI Fuel Pumps.



| Metric Size | Barb Size | Part No. |
|-------------|---------------|----------------|
| M10 x 1.0 | 1/8" (3.2mm) | 11409 * |
| M10 x 1.0 | 5/16" (7.9mm) | 11410 |
| M10 x 1.0 | 3/8" (9.5mm) | 11411 * |
| M12 x 1.5 | 5/16" (7.9mm) | 11412 |
| M12 x 1.5 | 3/8" (9.5mm) | 11413 |
| M12 x 1.5 | 1/2" (12.7mm) | 11414 |
| M14 x 1.5 | 5/16" (7.9mm) | 11415 |
| M14 x 1.5 | 3/8" (9.5mm) | 11416 |
| M14 x 1.5 | 1/2" (12.7mm) | 11417 |
| M18 x 1.5 | 3/8" (9.5mm) | 11418 * |
| M18 x 1.5 | 1/2" (12.7mm) | 11419 * |
| M18 x 1.5 | 3/4" (19mm) | 11420 * |

Note: Replacement Crush Washers can be found on page 40.



Push-On Style Hose Barb Union Adapters

- The barbs on these fittings are sized to work optimally with Vibrant Performance 16300 series Push-On Flex Hose.



| AN Hose Size | To Suit Hose I.D. | Part No. |
|--------------|-------------------------------|--------------|
| -4 | 1/4" (6.4mm) | 11240 |
| -6 | 3/8" (9.5mm) | 11241 |
| -8 | 1/2" (12.7mm) | 11242 |
| -10 | 5/8" (15.9mm) | 11243 |
| -12 | 3/4" (19mm) | 11244 |
| -6 x -8 | 3/8" x 1/2" (9.5mm x 12.7mm) | 11245 |
| -8 x -10 | 1/2" x 5/8" (12.7mm x 15.9mm) | 11246 |
| -10 x -12 | 5/8" x 3/4" (15.9mm x 19mm) | 11247 |

Note: Please refer to Page 16 to view our offering of Push-On Flex Hose.

TECH TIP - SMALL DIAMETER HOSE CLAMPS

We recommend Vibrant Performance Pinch Clamps and Fuel Injector Clamps to secure hoses to any barbed fitting. Please see page 39 of this catalog to view our full range of Mini Hose Clamps.

Barbed Tee Adapters

NEW



| Barb Size | Part No. |
|---------------|----------------|
| 1/8" (3.2mm) | 11422 * |
| 5/32" (4mm) | 11423 * |
| 3/16" (4.8mm) | 11424 * |
| 1/4" (6.4mm) | 11425 * |
| 5/16" (7.9mm) | 11426 * |
| 3/8" (9.5mm) | 11427 * |

Weld-On Hose Barb Bungs



Aluminum

Mild Steel

| Barb Size | Aluminum Part No. | Mild Steel Part No. |
|---------------|-------------------|---------------------|
| 1/4" (6.4mm) | 11180 | 11280 |
| 3/8" (9.5mm) | 11181 | 11281 |
| 1/2" (12.7mm) | 11182 | 11282 |
| 5/8" (15.9mm) | 11183 | 11283 |
| 3/4" (19mm) | 11184 | 11284 |

TECH TIP - PUSH-ON RUBBER HOSE

Vibrant Performance Push-On Style Rubber Flex Hose is ideal for light-duty, low pressure hose connections. These hoses are suited for oil, water, fuel, coolant and vacuum service and feature an operating temperature range of -40°F to 212°F (-40°C to 100°C). Ideal for use with Vibrant Performance Barbed Adapter Fittings.



Note: An asterisk (*) denotes a new part number.

Single Banjo Adapter Assembly, Male AN Flare with Metric Bolt

- Includes two (2) crush washers



Note: Replacement Crush Washers can be found on page 40.

| AN Size | Metric Bolt Size | Part No. |
|---------|------------------|----------------|
| -3 | M8 x 1.0 | 11500 |
| -3 | M8 x 1.25 | 11501 |
| -3 | M10 x 1.0 | 11502 |
| -3 | M10 x 1.5 | 11503 |
| -3 | M12 x 1.0 | 11504 |
| -3 | M12 x 1.5 | 11505 |
| -4 | M8 x 1.0 | 11510 |
| -4 | M8 x 1.25 | 11511 |
| -4 | M10 x 1.0 | 11512 |
| -4 | M10 x 1.25 | 11516 * |
| -4 | M10 x 1.5 | 11513 |
| -4 | M12 x 1.0 | 11514 |
| -4 | M12 x 1.25 | 11517 * |
| -4 | M12 x 1.5 | 11515 |

| AN Size | Metric Bolt Size | Part No. |
|---------|------------------|----------------|
| -6 | M10 x 1.0 | 11520 |
| -6 | M10 x 1.25 | 11526 * |
| -6 | M10 x 1.5 | 11521 |
| -6 | M12 x 1.0 | 11522 |
| -6 | M12 x 1.25 | 11527 * |
| -6 | M12 x 1.5 | 11523 |
| -6 | M14 x 1.5 | 11524 |
| -6 | M16 x 1.5 | 11525 |
| -8 | M10 x 1.0 | 11530 |
| -8 | M10 x 1.25 | 11536 * |
| -8 | M10 x 1.5 | 11531 |
| -8 | M12 x 1.0 | 11532 |
| -8 | M12 x 1.25 | 11537 * |
| -8 | M12 x 1.5 | 11533 |
| -8 | M14 x 1.5 | 11534 |
| -8 | M16 x 1.5 | 11535 |

Single Banjo Adapter Assembly, Male AN Flare with Imperial Bolt

- Includes two (2) crush washers



Note: Replacement Crush Washers can be found on page 40.

| AN Size | Imperial Bolt Size | Part No. |
|---------|--------------------|--------------|
| -4 | 3/8" - 20 | 11560 |
| -4 | 3/8" - 24 | 11561 |
| -4 | 7/16" - 20 | 11562 |
| -4 | 7/16" - 24 | 11563 |
| -4 | 9/16" - 20 | 11565 |
| -4 | 9/16" - 24 | 11566 |
| -6 | 3/8" - 20 | 11570 |
| -6 | 3/8" - 24 | 11571 |
| -6 | 7/16" - 20 | 11572 |

| AN Size | Imperial Bolt Size | Part No. |
|---------|--------------------|--------------|
| -6 | 7/16" - 24 | 11573 |
| -6 | 9/16" - 20 | 11575 |
| -6 | 9/16" - 24 | 11576 |
| -8 | 3/8" - 20 | 11580 |
| -8 | 3/8" - 24 | 11581 |
| -8 | 7/16" - 20 | 11582 |
| -8 | 7/16" - 24 | 11583 |
| -8 | 9/16" - 20 | 11585 |
| -8 | 9/16" - 24 | 11586 |

Aluminum Banjo Bolts, Metric and Imperial

- Includes two (2) crush washers
- Please refer to Page 12 to view our offering of Banjo Hose End Fittings.



Note: Replacement Crush Washers can be found on page 40.

| Thread Size | Bolt Length | Part No. |
|-------------|-------------|----------------|
| M8 x 1.0 | 20mm | 11440 * |
| M8 x 1.25 | 20mm | 11441 * |
| M10 x 1.0 | 20mm | 11444 * |
| M10 x 1.0 | 23mm | 11448 * |
| M10 x 1.25 | 20mm | 11445 * |
| M10 x 1.25 | 23mm | 11449 * |
| M10 x 1.5 | 20mm | 11446 * |
| M10 x 1.5 | 23mm | 11450 * |
| M12 x 1.0 | 20mm | 11455 * |
| M12 x 1.25 | 20mm | 11456 * |
| M12 x 1.5 | 20mm | 11457 * |

| Thread Size | Bolt Length | Part No. |
|-------------|-------------|----------------|
| M14 x 1.25 | 22mm | 11460 * |
| M14 x 1.5 | 22mm | 11461 * |
| M16 x 1.5 | 24mm | 11464 * |
| M18 x 1.5 | 37mm | 11467 * |
| 3/8" - 20 | 23mm | 11470 * |
| 3/8" - 24 | 23mm | 11471 * |
| 7/16" - 20 | 23mm | 11472 * |
| 7/16" - 24 | 23mm | 11473 * |
| 9/16" - 20 | 23mm | 11477 * |
| 9/16" - 24 | 23mm | 11478 * |
| 5/8" - 20 | 24mm | 11479 * |


Note: An asterisk () denotes a new part number.*

Male AN Flare Weld Bungs




| AN Size | Flange O.D. | Aluminum Part No. | Mild Steel Part No. | Titanium Part No. |
|---------|-----------------|-------------------|---------------------|-------------------|
| -4 | 3/4" (19.1mm) | 11150 | 11250 | -- |
| -6 | 7/8" (22.2mm) | 11151 | 11251 | 12451 * |
| -8 | 1" (25.4mm) | 11152 | 11252 | 12452 * |
| -10 | 1-1/8" (28.6mm) | 11153 | 11253 | 12453 * |
| -12 | 1-3/8" (34.9mm) | 11154 | 11254 | 12454 * |
| -16 | 1-5/8" (41.3mm) | 11155 | 11255 | -- |
| -20 | 1-3/4" (44.5mm) | 11156 | 11256 | -- |

Female AN Weld Bungs (Straight Thread)



| AN Size | Bung O.D. | Aluminum Part No. |
|---------|-----------------|-------------------|
| -4 | 3/4" (19.1mm) | 11160 |
| -6 | 7/8" (22.2mm) | 11161 |
| -8 | 1" (25.4mm) | 11162 |
| -10 | 1-1/8" (28.6mm) | 11163 |
| -12 | 1-3/8" (34.9mm) | 11164 |
| -16 | 1-5/8" (41.3mm) | 11165 |
| -20 | 2-1/2" (63mm) | 11166 |

Female NPT Weld Bungs



| NPT Size | Bung O.D. | Aluminum Part No. | Mild Steel Part No. |
|----------|-----------------|-------------------|---------------------|
| 1/8" | 3/4" (19.1mm) | 11170 | 11270 |
| 1/4" | 7/8" (22.2mm) | 11171 | 11271 |
| 3/8" | 1" (25.4mm) | 11172 | 11272 |
| 1/2" | 1-1/4" (31.8mm) | 11173 | 11273 |
| 3/4" | 1-3/8" (34.9mm) | 11174 | 11274 |
| 1" | 1-5/8" (41.3mm) | 11175 | -- |

Hose Barb Weld Bungs



| Barb Size | Aluminum Part No. | Mild Steel Part No. |
|---------------|-------------------|---------------------|
| 1/4" (6.4mm) | 11180 | 11280 |
| 3/8" (9.5mm) | 11181 | 11281 |
| 1/2" (12.7mm) | 11182 | 11282 |
| 5/8" (15.9mm) | 11183 | 11283 |
| 3/4" (19mm) | 11184 | 11284 |


Tank Weld Bungs with Thread on Cap

- Improved flange design resists warping during welding. **DO NOT** weld the bung with the threaded cap installed.



| Weld Bung O.D. | Weld Bung Material | Thread-on Cap Color | Part No. |
|-----------------|--------------------|---------------------|----------|
| 1-1/2" (38.1mm) | Aluminum | Polished | 11288 * |
| 1-1/2" (38.1mm) | Aluminum | Anodized Black | 11289 * |
| 2" (50.8mm) | Aluminum | Polished | 11290 |
| 2" (50.8mm) | Aluminum | Anodized Black | 11291 |
| 2-3/4" (69.9mm) | Aluminum | Polished | 11294 |
| 2-3/4" (69.9mm) | Aluminum | Anodized Black | 11295 |

Radiator Filler Necks and Radiator Caps



- Filler Neck and Rad Caps feature 6061 Aluminum construction.
- Filler Neck includes 1/16" NPT x 1/4" Hose Barb Fitting (Vibrant Part 11642F)

| Filler Neck Size | Rad Cap O.D. | Filler Neck Part No. | Matching Rad Cap Part No. | Cap Pressure |
|-------------------|-----------------|----------------------|---------------------------|--------------|
| 1-1/4" (31.8mm) | 2-3/8" (60.3mm) | 20980 | 20981 | 16 psi |
| 1-11/16" (41.9mm) | 3" (75mm) | 20982 | 20983 | 12 psi |

Note: An asterisk (*) denotes a new part number.

Male AN Flare Push-On EFI Adapters



| AN Size | Barb Size | Part No. |
|---------|---------------|----------|
| -6 | 5/16" (7.9mm) | 16880 |
| -6 | 3/8" (9.5mm) | 16881 |
| -8 | 5/16" (7.9mm) | 16883 * |
| -8 | 3/8" (9.5mm) | 16882 |

Male AN Flare Quick Disconnect EFI Adapters



| AN Size | EFI Line Size | Part No. |
|---------|---------------|----------|
| -6 | 5/16" (7.9mm) | 16885 |
| -6 | 3/8" (9.5mm) | 16886 |
| -8 | 3/8" (9.5mm) | 16887 |

Female ORB EFI Adapters



| ORB Size | EFI Line Size | Part No. |
|----------|---------------|----------|
| -6 | 5/16" (7.9mm) | 16925 * |
| -8 | 3/8" (9.5mm) | 16926 * |

Fuel Cell Bulkhead Adapters (incl. PTFE Washers and Bulkhead Nut)



| AN Size | Part No. |
|---------|----------|
| -6 | 16892 |
| -8 | 16893 |
| -10 | 16894 |
| -12 | 16895 |
| -16 | 16896 |

Note: Replacement PTFE Washers can be found on page 40.

One Way Check Valves, Male AN Flare

- Flapper Style Check Valve. Recommended for light-duty applications only. Includes 1.5 psi Spring.



| AN Size | Part No. |
|---------|----------|
| -6 | 11187 |
| -8 | 11190 |
| -10 | 11191 |
| -12 | 11192 |
| -16 | 11196 |

90° Male AN Flare Push-On EFI Adapters



| AN Size | Barb Size | Part No. |
|---------|---------------|----------|
| -6 | 5/16" (7.9mm) | 16875 * |
| -6 | 3/8" (9.5mm) | 16876 * |
| -8 | 3/8" (9.5mm) | 16877 * |

90° Male AN Flare Quick Disconnect EFI Adapters



| AN Size | EFI Line Size | Part No. |
|---------|---------------|----------|
| -6 | 5/16" (7.9mm) | 16920 * |
| -6 | 3/8" (9.5mm) | 16921 * |
| -8 | 3/8" (9.5mm) | 16922 * |

Plastic Insert for Quick Disconnect EFI Adapters



| Insert Ring O.D. | Part No. |
|------------------|----------|
| 5/16" (7.9mm) | 16898 * |
| 3/8" (9.5mm) | 16899 * |

Fuel Cell Bulkhead Adapters, AN Flare to Barb (incl. PTFE Washers and Bulkhead Nut)



| AN Size | Barb Size | Part No. |
|---------|---------------|----------|
| -6 | 5/16" (7.9mm) | 16905 * |
| -6 | 3/8" (9.5mm) | 16906 * |
| -8 | 1/2" (12.7mm) | 16908 * |

Note: Replacement PTFE Washers can be found on page 40.

EFI Fuel Pump Check Valve, Metric to AN (incl. Crush Washer)

- Flow Direction: Metric to AN



| AN Size | Metric Size | Part No. |
|---------|-------------|----------|
| -6 | M12 x 1.5 | 11198 |
| -8 | M12 x 1.5 | 11199 |

Note: Replacement Crush Washers can be found on page 40.

Ball Style Inline One Way Check Valves, Male AN Flare to Female ORB

- Cracking pressure is adjustable between 2-5 psi. Use Thread Locker when setting cracking pressure.
- Flow Direction: Male AN to Female ORB



| Male AN Flare Size | Female ORB Size | Part No. | Replacement Steel Ball |
|--------------------|-----------------|----------|------------------------|
| -6 | -6 | 11116 | 11116B * |
| -8 | -8 | 11118 | 11118B * |
| -10 | -10 | 11119 * | 11119B * |
| -12 | -12 | 11120 * | 11120B * |

Note: An asterisk (*) denotes a new part number.

In-Tank Rollover Valves (incl. PTFE Washer)



Bolt In Style

| Male AN Flare Size | Part No. |
|--------------------|--------------|
| -6 | 16716 |
| -8 | 16718 |
| -10 | 16720 |
| -12 | 16722 |

External Rollover Valve

NEW



| Male AN Flare Size | Female ORB Size | Part No. |
|--------------------|-----------------|----------------|
| -6 | -6 | 16712 * |
| -8 | -8 | 16713 * |

PTFE Washers (sold in pairs)

NEW



| AN Size | Part No. |
|---------|-----------------|
| -6 | 16892W * |
| -8 | 16893W * |
| -10 | 16894W * |
| -12 | 16895W * |
| -16 | 16896W * |

Shut Off Valves

Vibrant Performance Shut-Off Valves allow for easy control of fluid flow.

A simple quarter turn of the handle allows for this valve to serve as an emergency fuel shut off device or an anti-theft device. It can even be used as a drain valve. Suitable for use with Fuel, Oil and Water.

| AN Size | Part No. |
|---------|----------------|
| -4 | 16744 * |
| -6 | 16746 * |
| -8 | 16748 * |
| -10 | 16750 * |
| -12 | 16752 * |
| -16 | 16756 * |

NEW



Max. Operating Pressure rating = 300 psi

One Piece 60° Y Adapters



| Size | Part No. |
|--------------------|--------------|
| -3 AN x dual -3 AN | 10803 |
| -4 AN x dual -3 AN | 10814 |
| -4 AN x dual -4 AN | 10804 |
| -6 AN x dual -4 AN | 10805 |
| -6 AN x dual -6 AN | 10806 |
| -8 AN x dual -6 AN | 10807 |
| -8 AN x dual -8 AN | 10808 |

| Size | Part No. |
|-----------------------|----------------|
| -10 AN x dual -8 AN | 10809 |
| -10 AN x dual -10 AN | 10810 |
| -12 AN x dual -8 AN | 10813 |
| -12 AN x dual -10 AN | 10811 |
| -12 AN x dual -12 AN | 10812 |
| -16 AN x dual -16 AN | 10815 * |
| 1/8" NPT x dual -3 AN | 10818 |

90° Y Adapters, Female AN Flare to Male AN Flare

| Female AN Flare Size | Dual Male AN Flare Size | Part No. |
|----------------------|-------------------------|----------------|
| -8 | -6 x -6 | 10905 * |
| -10 | -8 x -8 | 10907 * |
| -12 | -10 x -10 | 10909 * |



NEW

Billet Aluminum Y-Block Adapters, Female NPT, with 1/8" NPT Port

• Port Plug Included




| Single NPT Size | Dual NPT Size | Part No. |
|-----------------|---------------|--------------|
| 3/8" | 3/8" x 3/8" | 10820 |
| 1/2" | 3/8" x 3/8" | 10821 |
| 1/2" | 1/2" x 1/2" | 10822 |

Billet Aluminum Y-Block Adapters, Female ORB, with 1/8" NPT Port

| Single ORB Size | Dual ORB Size | Part No. |
|-----------------|---------------|----------------|
| -8 | -8 x -8 | 10893 * |
| -10 | -8 x -8 | 10894 * |

Note: Port Plug Not Included



NEW

Note: An asterisk (*) denotes a new part number.

Thermostatic Oil Cooler Sandwich and Adapter Kit

Many stock engines do not come with an oil cooler. As a result, it doesn't take much to push engine oil to the brink of overheating when racing. Vibrant's new Oil Cooler Sandwich Adapters bypass hot oil through a cooling loop to help you keep your critical engine oil temperatures under control and allows you to retain your stock oil filter location.

Precision CNC Machined from 6061 Billet Aluminum with a Black Hard Anodized finish.

Sandwich Adapter comes tapped with -10 ORB inlet/outlet ports (includes a pair of -10 AN Male Flare adapter fittings).

NEW



Integrated thermostat reduces warm-up period from a cold start.

Fully open operation at 180°F / 82°C (+/- 3°C).

Both the Sandwich Adapter and Oil Filter Spacer feature 1/8" NPT ports (with port plugs) for easy installation of oil temperature, pressure sensors or auxilliary oil requirements.

Kit Part No. **17060**



Thermostatic Oil Sandwich Adapter
Part No. **17065**



Oil Filter Spacer Assembly
Part No. **17070**



Each Sandwich Adapter kit includes five (5) Oil Filter adapter bolts:

- M18 x 1.5 adapter
- M20 x 1.5 adapter
- M22 x 1.5 adapter
- 3/4" - 16 adapter
- 13/16" - 16 adapter


Part No.

Description

| Part No. | Description |
|----------------|--|
| 17060 * | Universal Thermostatic Oil Cooler Sandwich Adapter Kit with Spacer (includes Thermostat, 5 x Oil Filter adapter bolts, pair of -10 AN inlet/outlet Male Flare adapters and O-Ring seals) |
| 17065 * | Universal Thermostatic Sandwich Adapter (without spacer) (includes Thermostat, 5 x Oil Filter adapter bolts, pair of -10 AN inlet/outlet Male Flare adapters and O-Ring seals) |
| 17070 * | Oil Filter Spacer Assembly with 1/8" NPT sensor ports (also includes 5 x Oil Filter adapter bolts and O-Ring seals) |

Billet Aluminum Dry Break Quick Release Adapters

Vibrant Performance Dry Break Quick Release Adapter Fittings are machined from 6061 Billet Aluminum, are very lightweight and allow for quick and easy disassembly by hand of any fluid related component, without mess or spills. Feature Fluorocarbon seals that make them suitable for use with oil, unleaded fuel and coolant applications.



| AN Size | Max Operating Pressure | Part No. |
|---------|------------------------|--------------|
| -4 | 2400 psi | 20804 |
| -6 | 1200 psi | 20806 |
| -8 | 1200 psi | 20808 |
| -10 | 800 psi | 20810 |
| -12 | 800 psi | 20812 |

Note: An asterisk (*) denotes a new part number.

Universal Baffled Catch Can Assemblies

Vibrant Performance offers a pair of very unique Internally Baffled Catch Can Assemblies.

Our "OPEN LOOP" design features a recessed Stainless Steel Filter Element, and includes two (2) Male -10 AN Flare fittings (Part # 16836) integrated into the Catch Can's cap.

The "CLOSED LOOP" design is designed for MAF Sensor equipped vehicles and features four (4) Male -10 AN Flare fittings (Part # 16836) integrated into the cap.

All Vibrant Catch Can Assemblies share the following features:

- 6061 Aluminum construction.
- Tank Size: 4" (101.6mm) O.D. x 8" (203.2mm) tall.
Total Volume: 1.2 Litres (40.5 fluid oz).
- Internally baffled to improve oil vapor capture and collection while preventing contents from escaping.
- -8 ORB drain plug is integrated into bottom of can for easy draining (use with **Vibrant Drain Valve #12677**) or can be adapted as a return feed to the oil pan. 304
- Stainless Steel Mounting Bracket that can be clocked 360° to provide infinite mounting position options.
- Dipstick included to easily check fluid levels.
- Compatible with Vibrant Performance Fittings and Hoses.



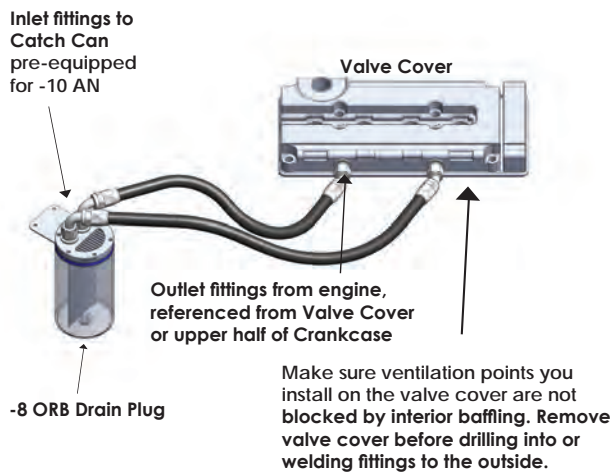
Open Loop design

Closed Loop design

| Description | Part No. |
|--|-----------------|
| Open Loop Catch Can with Filter | 12695 |
| Recirculating Closed Loop Catch Can | 12697 |
| Replacement Cap for 12695 - Anodized Black | 12695C * |
| Replacement Cap for 12697 - Anodized Black | 12697C * |
| Replacement 304 S.S. Mounting Bracket | 12693B * |
| Replacement Dipstick | 12693D * |
| Replacement Filter Element for 12695 | 12693F * |
| Replacement O-Ring Seals | 12693R |

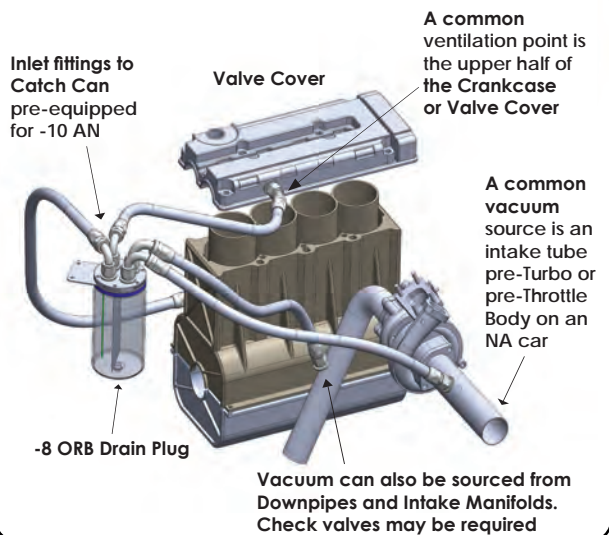
TECH TIP

Recommended Setup for Open Loop Model



Vibrant's vented Catch Can is a perfect solution for cars with a MAP sensor based tuning system that need to expel crankcase pressure. The -10 AN fittings in the top cap will allow for ample flow out of the engine to the baffled catch can.

Recommended Setup for Closed Loop Model



Our Closed Loop Catch Can is a perfect solution for cars with a MAF sensor based tuning system that also need to remedy crankcase pressure. The closed loop catch cans keep the metered air that has passed through the MAF from escaping the tune. The included -10 AN fittings ensure ample flow in and out of the Vibrant Catch Can.

Universal Drain Valve, Male ORB

Suitable for use as a drain plug on any type of tank. Features a 1/8" NPT Female port for remote draining.

Note: Part 12677 (-8 ORB) is the Drain Valve for Vibrant Performance Catch Cans.

NEW



| ORB Size | NPT Port Size | Part No. |
|----------|---------------|----------------|
| -6 | 1/8" | 12679 * |
| -8 | 1/8" | 12677 * |
| -10 | 1/8" | 12678 * |

Note: An asterisk (*) denotes a new part number.

Vibrant HD PowerFilters

Vibrant's new HD PowerFilter series of high performance inline Fuel and Oil Filters provide outstanding filtration and offer you peace of mind for your fuel injected or carbureted engines, from 200HP all the way to 2500+ HP.

HD PowerFilters offer unparalleled fluid flow and are designed to allow for easy installation and removal for maintenance. Each HD PowerFilter includes a serviceable Stainless Steel filter element (your choice of 10, 40, 60 and 100 micron filters). An integrated magnet also allows for fine metallic particulate matter to be captured, keeping your investment safe.

These filters are machined from 6061 Aluminum and feature our signature Black Hard Anodized finish.

NEW



HD PowerFilter Mini

- Filter O.D. = 1-7/32" (31mm)
- Filter Length = 4" (100mm)

| Female ORB Size | Filter Element | Part No. |
|-----------------|----------------|----------------|
| -8 | 10 micron | 16261 * |
| -8 | 40 micron | 16264 * |
| -8 | 60 micron | 16266 * |

HD PowerFilter Large

- Filter O.D. = 1-31/32" (50mm)
- Filter Length = 5-1/2" (139.7mm)

| Female ORB Size | Filter Element | Part No. |
|-----------------|----------------|----------------|
| -10 | 10 micron | 16271 * |
| -10 | 40 micron | 16274 * |
| -10 | 60 micron | 16276 * |
| -10 | 100 micron | 16279 * |

HD PowerFilter XL

- Filter O.D. = 2-13/32" (61mm)
- Filter Length = 7" (177.8mm)

| Female ORB Size | Filter Element | Part No. |
|-----------------|----------------|----------------|
| -12 | 10 micron | 16281 * |
| -12 | 40 micron | 16284 * |
| -12 | 60 micron | 16286 * |
| -12 | 100 micron | 16289 * |

HD PowerFilter Stainless Steel Replacement Filters



Black 60 Micron Filter

| | Red 10 Micron | Blue 40 Micron | Black 60 Micron | Gold 100 Micron |
|-------|------------------|-------------------|--------------------|--------------------|
| Model | Part No. | Part No. | Part No. | Part No. |
| Mini | 16211 * | 16214 * | 16216 * | -- |
| Large | 16222 * | 16224 * | 16226 * | 16229 * |
| XL | 16232 * | 16234 * | 16236 * | 16239 * |

60 and 100 micron filters are recommended for Pre-Pump applications.
10 and 40 micron filters are to be used in Post-Pump applications.

HD PowerFilter Mounting Brackets



| Bracket I.D. | Part No. |
|-----------------|----------------|
| 1-7/32" (31mm) | 16295 * |
| 1-31/32" (50mm) | 16296 * |
| 2-13/32" (61mm) | 16297 * |

Turbo Oil Feed Inline Filters

These unique, flow directional Oil Filters can be configured with your choice of Male AN Flare inlet/outlet or with a Female AN inlet and Male AN Flare outlet.

Each Oil Filter kit also includes interchangeable 30, 80 and 150 micron filter elements, making them suitable for use with many different varieties of oil.

Note:

- 30 micron element is recommended for lightweight engine oil.
- 80 micron element is recommended for heavyweight engine oil.
- 150 micron element is recommended for power steering and transmission oil.
- Regular maintenance of the filter screen is recommended for optimal performance.

The contents of the kit:



| AN Size | Part No. |
|---------|--------------|
| -3 | 16733 |
| -4 | 16734 |
| -6 | 16736 |
| -8 | 16738 |



Male/Male AN setup



Female/Male AN setup

Note: An asterisk (*) denotes a new part number.

Oil Restrictor Adapter Fitting Kits

Vibrant Performance Oil Restrictor adapter fittings allow you to limit oil flow to your turbo, minimizing the potential for oil seal damage.

Each restrictor fitting kit includes a pair of threaded jets (with openings measuring 0.030" and 0.045") that thread into the opening on the Male AN Flare end, allowing for customized oil flow control. Without restrictors installed, the fitting opening measures 0.060".



| <i>Application</i> | <i>Part No.</i> |
|---|-----------------|
| -4 AN x 7/16" - 24 Oil Restrictor Fitting for Garrett Ball Bearing Turbocharger (includes crush washer) | 10287 |
| -3 AN x 1/8" NPT Oil Restrictor Fitting Kit | 10288 |
| -4 AN x 1/8" NPT Oil Restrictor Fitting Kit | 10289 |

Note: Refer to Turbo Manufacturer for Recommended Restrictor Size

Oil Feed Line Assemblies

All Vibrant Performance Oil Feed Line Assemblies include a PTFE lined Stainless Steel Flexible Hose and high quality AN Hose End Fittings.

| <i>AN Size</i> | <i>Hose Length</i> | <i>Part No.</i> |
|----------------|--------------------|-----------------|
| -3 | 24" (610mm) | 10270 |
| -3 | 36" (915mm) | 10271 |
| -3 | 48" (1.22m) | 10272 |
| -4 | 24" (610mm) | 10275 |
| -4 | 36" (915mm) | 10276 |
| -4 | 48" (1.22m) | 10277 |



Note: DO NOT use in high pressure, hydraulic applications.

Oil Feed Flanges

- Features 6061 Aluminum construction.
- Includes a pair of M8 x 1.25 button-head cap screws for easy installation.
- **All flanges are tapped for 1/8" NPT Male Fittings.**




| <i>Application</i> | <i>Flange Part No.</i> | <i>Gasket Part No.</i> |
|--|------------------------|------------------------|
| Garrett GT3271R and generic T3, T3/T4 and T4 | 2899 | 2899G |

Bolt Hole Center to Center Dimension = 1-1/2" (38.1mm)



| <i>Application</i> | <i>Flange Part No.</i> | <i>Gasket Part No.</i> |
|-----------------------|------------------------|------------------------|
| Garrett GT37 and GT40 | 19876 | O-Ring Seal Included |

Bolt Hole Center to Center Dimension = 1-1/2" (38.1mm)



| <i>Application</i> | <i>Flange Part No.</i> | <i>Gasket Part No.</i> |
|-----------------------|------------------------|------------------------|
| Garrett GT42 and GT45 | 19875 | O-Ring Seal Included |

Bolt Hole Center to Center Dimension = 1-1/2" (38.1mm)

Oil Feed Flanges (continued)



* Center port offset

| <i>Application</i> | <i>Flange Part No.</i> | <i>Gasket Part No.</i> |
|--------------------------------------|------------------------|------------------------|
| Garrett GT/GTX47, GTX50 and GT/GTX55 | 19874 | O-Ring Seal Included |

Bolt Hole Center to Center Dimension = 1-1/2" (38.1mm)



| <i>Application</i> | <i>Flange Part No.</i> | <i>Gasket Part No.</i> |
|--------------------|------------------------|------------------------|
| Garrett GT6041 | 19879 | O-Ring Seal Included |

Bolt Hole Center to Center Dimension = 1-1/2" (38.1mm)

Universal Oil Drain Kits

Vibrant Performance Universal Oil Drain Kits include a length of -10 AN Stainless Steel Flexible Hose, a pair of -10 AN Aluminum Hose End Fittings, a -10 AN Aluminum Adapter Fitting, -10 AN Oil Pan Weld Bungs (a Steel and Aluminum Bung are included) and an Aluminum Oil Drain Flange.

| <i>Description</i> | <i>Part No.</i> |
|--|-----------------|
| Oil Drain Kit with 12" long Flex Hose and Oil Drain Flange (#2898) for T3/T4 Turbos | 10280 |
| Oil Drain Kit with 12" long Flex Hose and Oil Drain Flange (#2889) for GT15- GT35 Turbos | 10281 |
| Oil Drain Kit for Top Mount setups with 20" long Flex Hose and Oil Drain Flange (#2898) for T3/T4 Turbos | 10282 |
| Oil Drain Kit for Top Mount setups with 20" long Flex Hose and Oil Drain Flange (#2889) for GT15-GT35 Turbos | 10283 |



Oil Drain Flanges


- Features 6061 Aluminum construction.
- Includes a pair of M8 x 1.25 button-head cap screws for easy installation.
- **The following flanges are tapped for 1/2" NPT Male Fittings.**
- Oil Drain Flange Gaskets (sold separately). Gaskets are suitable for max. operating temperatures of 500°F (260°C).



Oval Bolt Holes


| <i>Application</i> | <i>Flange Part No.</i> | <i>Gasket Part No.</i> |
|---|------------------------|------------------------|
| Garrett GT15, GT20, GT22, GT25, GT28, GT30 and GT35 and Borg Warner EFR 6258, 6758, 7064, 7163 and 7670 (all types) | 2889 | 2889G |

Bolt Hole Center to Center Dimension Range = 1-1/2" to 1-3/4" (38.1mm to 44.5mm)



| <i>Application</i> | <i>Flange Part No.</i> | <i>Gasket Part No.</i> |
|---|------------------------|------------------------|
| Garrett GT37, GT40, GT42, GT45, GT47, GT50 and GT55 | 2853 | 2853G |

Bolt Hole Center to Center Dimension = 2" (50.8mm)



| <i>Application</i> | <i>Flange Part No.</i> | <i>Gasket Part No.</i> |
|--|------------------------|------------------------|
| Garrett GT3271R and generic T3, T3/T4 and T4 | 2898 | 2898G |

Bolt Hole Center to Center Dimension = 2" (50.8mm)

Oil Drain Flanges, with integrated -10 AN Male Flare Outlet


- Features 6061 Aluminum construction.
- Includes a pair of M8 x 1.25 button-head cap screws for easy installation.
- Oil Drain Flange Gaskets (sold separately). Gaskets feature operating temperatures of 500°F (260°C).



Oval Bolt Holes

| <i>Application</i> | <i>Flange Part No.</i> | <i>Gasket Part No.</i> |
|---|------------------------|------------------------|
| Garrett GT15, GT20, GT22, GT25, GT28, GT30 and GT35 and Borg Warner EFR 6258, 6758, 7064, 7163 and 7670 (all types) | 2893 | 2889G |

Bolt Hole Center to Center Dimension Range = 1-1/2" to 1-3/4" (38.1mm to 44.5mm)




| <i>Application</i> | <i>Flange Part No.</i> | <i>Gasket Part No.</i> |
|---|------------------------|------------------------|
| Garrett GT37, GT40, GT42, GT45, GT47, GT50 and GT55 | 19877 | O-Ring Seal Included |

Bolt Hole Center to Center Dimension = 2" (50.8mm)



| <i>Application</i> | <i>Flange Part No.</i> | <i>Gasket Part No.</i> |
|--|------------------------|------------------------|
| Garrett GT3271R and generic T3, T3/T4 and T4 | 2849 | 2898G |

Bolt Hole Center to Center Dimension = 2" (50.8mm)



| <i>Application</i> | <i>Flange Part No.</i> | <i>Gasket Part No.</i> |
|--------------------|------------------------|------------------------|
| Garrett GT6041 | 19880 | O-Ring Seal Included |

Bolt Hole Center to Center Dimension = 2" (50.8mm)

Oil Drain Flanges, with integrated 5/8" Male Barb Outlet

- Features 6061 Aluminum construction.
- Includes a pair of M8 x 1.25 button-head cap screws for easy installation.
- Oil Drain Flange Gaskets (sold separately). Gaskets feature operating temperatures of 500°F (260°C).



Oval Bolt Holes

| <i>Application</i> | <i>Flange Part No.</i> | <i>Gasket Part No.</i> |
|---|------------------------|------------------------|
| Garrett GT15, GT20, GT22, GT25, GT28, GT30 and GT35 and Borg Warner EFR 6258, 6758, 7064, 7163 and 7670 (all types) | 2894 | 2889G |

Bolt Hole Center to Center Dimension Range = 1-1/2" to 1-3/4" (38.1mm to 44.5mm)



| <i>Application</i> | <i>Flange Part No.</i> | <i>Gasket Part No.</i> |
|--|------------------------|------------------------|
| Garrett GT3271R and generic T3, T3/T4 and T4 | 2850 | 2898G |

Bolt Hole Center to Center Dimension = 2" (50.8mm)

Aluminum Plugs and Caps



AN Flare Caps



AN Flare Hex Head Plugs



ORB Port Plug with O-Ring



NPT Hex Head Plugs



NPT Socket Pipe Plug



Metric Port Plug with crush washer

| Size | AN Flare Cap Part No. | AN Flare Hex Plugs Part No. | ORB Port Plug Part No. | Size | NPT Hex Plug Part No. | NPT Socket Plug Part No. | Size | Metric Port Plug Part No. |
|------|-----------------------|-----------------------------|------------------------|----------|-----------------------|--------------------------|------------|---------------------------|
| -3 | 10450 | 10440 | 10990 * | 1/8" NPT | 10880 | 10490 | M8 x 1.0 | 16658 * |
| -4 | 10451 | 10441 | 10991 * | 1/4" NPT | 10881 | 10491 | M8 x 1.25 | 16659 * |
| -6 | 10452 | 10442 | 10992 * | 3/8" NPT | 10882 | 10492 | M10 x 1.0 | 16660 |
| -8 | 10453 | 10443 | 10993 * | 1/2" NPT | 10883 | 10493 | M10 x 1.25 | 16661 |
| -10 | 10454 | 10444 | 10994 * | 3/4" NPT | 10884 | 10494 | M10 x 1.5 | 16666 * |
| -12 | 10455 | 10445 | 10995 * | 1" NPT | -- | 10495 | M12 x 1.0 | 16667 * |
| -16 | 10456 | 10446 | 10996 * | | | | M12 x 1.25 | 16668 * |
| -20 | -- | 10447 | 10997 * | | | | M12 x 1.5 | 16662 |
| | | | | | | | M14 x 1.5 | 16663 |
| | | | | | | | M16 x 1.5 | 16664 |
| | | | | | | | M18 x 1.5 | 16665 |

Plastic Caps and Plugs

Ideal for keeping dust and debris out of your lines and hoses, these plastic plugs are designed to fit any AN Flare 37° and straight cut AN ports.

Female AN Dust Caps



NEW

| AN Size | Quantity | Part No. |
|---------|--------------|----------|
| -3 | 5 pcs / pack | 29703 * |
| -4 | 5 pcs / pack | 29704 * |
| -6 | 5 pcs / pack | 29706 * |
| -8 | 5 pcs / pack | 29708 * |
| -10 | 5 pcs / pack | 29710 * |
| -12 | 5 pcs / pack | 29712 * |
| -16 | 5 pcs / pack | 29716 * |
| -20 | 5 pcs / pack | 29720 * |

Male AN Flare Plugs



NEW

| AN Size | Quantity | Part No. |
|---------|--------------|----------|
| -3 | 5 pcs / pack | 29803 * |
| -4 | 5 pcs / pack | 29804 * |
| -6 | 5 pcs / pack | 29806 * |
| -8 | 5 pcs / pack | 29808 * |
| -10 | 5 pcs / pack | 29810 * |
| -12 | 5 pcs / pack | 29812 * |
| -16 | 5 pcs / pack | 29816 * |
| -20 | 5 pcs / pack | 29820 * |

37° Conical Seal

These Aluminum Conical Seals allow for easy and immediate repair of a damaged and leaking 37° AN Flare Hose End.



NEW

Sold in pairs

| To Suit AN Size | Conical Seal I.D. | Part No. |
|-----------------|-------------------|----------|
| -6 | 12.2mm | 17015 * |
| -8 | 16.7mm | 17016 * |
| -10 | 19.6mm | 17017 * |

Chevy LS Engine Oil Pressure Adapter



Part No. 16790

Allows you to retain the OEM oil pressure switch (with M16 x 1.5 thread) while running an oil reference port to your turbo or any related accessory (e.g. oil pressure gauge).

Includes three crush washers.

Features 1/8" NPT thread on Banjo.



Part No. 16791

Allows you to install an aftermarket fuel pressure gauge to your LS engine's factory fuel rail (must remove Schrader valve).

Features Female -4 AN thread on one end and Female 1/8" NPT thread on the other, making it useful for other applications as well.

Note: An asterisk (*) denotes a new part number.

Billet Aluminum Line Separators



| Hole I.D. | Use with standard AN Flex Hose Size | Use with PTFE Lined Hose Size | Part No. |
|-----------------|-------------------------------------|-------------------------------|----------------|
| 3/16" (4.8mm) | -- | -- | 20605 |
| 1/4" (6.4mm) | -- | -- | 20606 |
| 5/16" (7.9mm) | -- | -4 | 20608 |
| 3/8" (9.5mm) | -- | -- | 20609 |
| 7/16" (11.2mm) | -4 | -6 | 20611 |
| 1/2" (12.7mm) | -- | -- | 20612 |
| 17/32" (13.5mm) | -- | -8 | 20613 |
| 9/16" (14.3mm) | -6 | -- | 20614 |
| 5/8" (16.0mm) | -- | -10 | 20616 |
| 21/32" (16.7mm) | -- | -- | 20617 |
| 11/16" (17.5mm) | -8 | -- | 20618 * |
| 3/4" (19.1mm) | -- | -12 | 20619 |
| 13/16" (20.6mm) | -10 | -- | 20620 |
| 7/8" (22.2mm) | -- | -- | 20622 |
| 15/16" (23.8mm) | -12 | -- | 20624 |
| 1" (25.4mm) | -- | -- | 20625 |
| 1-3/16" (30mm) | -16 | --- | 20626 * |

Fuel Injector Style Hose Clamps (Sold in packs of 10)

- Zinc Plated Mild Steel construction.
- Rounded edges ensure clamp grips firmly without cutting the hose.
- Ideal for securing fuel, vacuum and windshield washer lines.



| Clamp Range | Part No. |
|--------------------------------|--------------|
| 0.28" - 0.35" (7.1mm - 8.9mm) | 12230 |
| 0.31" - 0.39" (7.9mm - 9.9mm) | 12231 |
| 0.35" - 0.43" (8.9mm - 10.9mm) | 12232 |
| 0.39" - 0.47" (9.9mm - 11.9mm) | 12233 |
| 0.43" - 0.51" (10.9mm - 13mm) | 12234 |
| 0.47" - 0.55" (11.9mm - 14mm) | 12235 |
| 0.51" - 0.59" (13mm - 15mm) | 12236 |
| 0.55" - 0.63" (14mm - 16mm) | 12237 |
| 0.59" - 0.67" (15mm - 17mm) | 12238 |
| 0.63" - 0.71" (16mm - 18mm) | 12239 |

Stainless Steel Pinch Clamps (Sold in packs of 10)

- Made from 300 series Stainless Steel.
- Provides a 360 degree seal without gaps.
- Smooth inner band avoids hose/tube damage.
- **Pinch Clamp Tool #12299** sold separately.



| Clamp Range | Part No. |
|---------------------------------|--------------|
| 0.24" - 0.28" (6.1mm - 7.1mm) | 12270 |
| 0.28" - 0.34" (7.1mm - 8.6mm) | 12271 |
| 0.31" - 0.37" (7.9mm - 9.4mm) | 12272 |
| 0.37" - 0.47" (9.4mm - 11.9mm) | 12273 |
| 0.44" - 0.54" (11.2mm - 13.7mm) | 12274 |
| 0.50" - 0.60" (12.7mm - 15.2mm) | 12275 |
| 0.57" - 0.67" (14.5mm - 17mm) | 12276 |
| 0.63" - 0.76" (16mm - 19.3mm) | 12277 |
| 0.70" - 0.83" (17.8mm - 21.1mm) | 12278 |
| 0.80" - 0.93" (20.3mm - 23.6mm) | 12280 |
| 0.89" - 1.01" (22.6mm - 25.7mm) | 12281 |
| 1.00" - 1.13" (25.4mm - 28.7mm) | 12282 |

Note: An asterisk (*) denotes a new part number.

Stepped Billet Aluminum Line Separators



NEW

| Hole I.D. (A) | Hole I.D. (B) | Part No. |
|-----------------|-----------------|----------------|
| 7/16" (11.2mm) | 9/16" (14.3mm) | 20640 * |
| 7/16" (11.2mm) | 11/16" (17.5mm) | 20641 * |
| 9/16" (14.3mm) | 11/16" (17.5mm) | 20646 * |
| 9/16" (14.3mm) | 13/16" (20.6mm) | 20647 * |
| 11/16" (17.5mm) | 13/16" (20.6mm) | 20650 * |

Billet Aluminum P-Clamps (sold individually)

NEW



| Hole Size | Part No. |
|----------------|----------------|
| 3/16" (4.8mm) | 20665 * |
| 1/4" (6.4mm) | 20666 * |
| 5/16" (7.9mm) | 20668 * |
| 3/8" (9.5mm) | 20669 * |
| 7/16" (11.2mm) | 20671 * |
| 1/2" (12.7mm) | 20672 * |
| 9/16" (14.3mm) | 20674 * |
| 5/8" (16.0mm) | 20676 * |
| 3/4" (19.1mm) | 20679 * |

Stainless Steel Cushioned P-Clamps (Sold in packs of 10)

- Corrosion resistant, Lightweight Stainless Steel Construction.
- Lined with Neoprene Rubber.
- Clamp width is 15mm.




| Clamp I.D. | Part No. |
|-----------------|----------------|
| 1/4" (6.4mm) | 17190 |
| 5/16" (7.9mm) | 17188 * |
| 3/8" (9.5mm) | 17191 |
| 1/2" (12.7mm) | 17192 |
| 9/16" (14.3mm) | 17189 * |
| 5/8" (15.9mm) | 17193 |
| 3/4" (19.1mm) | 17194 |
| 1" (25.4mm) | 17195 |
| 1-1/8" (28.6mm) | 17198 * |
| 1-1/4" (31.8mm) | 17196 |
| 1-1/2" (38.1mm) | 17197 |

Aluminum Crush Washers, AN



| AN Size (Washer I.D.) | Description | Part No. |
|--------------------------|---|----------------|
| -3 (9.8mm) | AN Crush Washers, Pack of 10 | 20923 |
| -4 (11.3mm) | AN Crush Washers, Pack of 10 | 20924 |
| -6 (14.5mm) | AN Crush Washers, Pack of 10 | 20926 |
| -8 (19.3mm) | AN Crush Washers, Pack of 10 | 20928 |
| -10 (22.5mm) | AN Crush Washers, Pack of 10 | 20930 |
| -12 (27.2mm) | AN Crush Washers, Pack of 10 | 20932 |
| -16 (33.5mm) | AN Crush Washers, Pack of 10 | 20936 |
| -20 (41.5mm) | AN Crush Washers, Pack of 10 | 20939 * |
| -3 to -16 | Box Set, AN Crush Washers (contains 10 washers of each size) | 20998 |

Aluminum Crush Washers, Metric



| Metric Size (Washer I.D.) | Description | Part No. |
|------------------------------|----------------------------------|----------------|
| M6 (6.2mm) | Metric Crush Washers, Pack of 10 | 20940 * |
| M8 (8.2mm) | Metric Crush Washers, Pack of 10 | 20941 * |
| M10 (10.2mm) | Metric Crush Washers, Pack of 10 | 20942 * |
| M12 (12.2mm) | Metric Crush Washers, Pack of 10 | 20943 * |
| M14 (14.2mm) | Metric Crush Washers, Pack of 10 | 20944 * |
| M16 (16.2mm) | Metric Crush Washers, Pack of 10 | 20945 * |
| M18 (18.2mm) | Metric Crush Washers, Pack of 10 | 20946 * |
| M20 (20.2mm) | Metric Crush Washers, Pack of 10 | 20947 * |
| M22 (22.2mm) | Metric Crush Washers, Pack of 10 | 20948 * |
| M24 (24.2mm) | Metric Crush Washers, Pack of 10 | 20949 * |

PTFE Washers



| AN Size (Washer I.D.) | Description | Part No. |
|--------------------------|-------------------------|-----------------|
| -6 (14.5mm) | PTFE Washers, Pack of 2 | 16892W * |
| -8 (19.3mm) | PTFE Washers, Pack of 2 | 16893W * |
| -10 (22.5mm) | PTFE Washers, Pack of 2 | 16894W * |
| -12 (27.2mm) | PTFE Washers, Pack of 2 | 16895W * |
| -16 (33.5mm) | PTFE Washers, Pack of 2 | 16896W * |

FKM Rubber O-Rings



| AN Size (O-Ring I.D.) | Description | Part No. |
|--------------------------|---|--------------|
| -3 (7.5mm) | FKM Rubber O-Rings, Pack of 10 | 20883 |
| -4 (8.9mm) | FKM Rubber O-Rings, Pack of 10 | 20884 |
| -6 (11.8mm) | FKM Rubber O-Rings, Pack of 10 | 20886 |
| -8 (16.3mm) | FKM Rubber O-Rings, Pack of 10 | 20888 |
| -10 (19.1mm) | FKM Rubber O-Rings, Pack of 10 | 20890 |
| -12 (23.5mm) | FKM Rubber O-Rings, Pack of 10 | 20892 |
| -16 (29.5mm) | FKM Rubber O-Rings, Pack of 10 | 20896 |
| -20 (37mm) | FKM Rubber O-Rings, Pack of 10 | 20899 |
| -3 to -16 | Box Set, Rubber O-Rings Contains 10 of each washer | 20999 |

Olive Inserts for Aluminum Hardline



| For Use With Hardline O.D. size | Quantity | Part No. |
|------------------------------------|----------------------------|----------------|
| 1/4" (6.4mm) | Hardline Olives, Pack of 5 | 16464 |
| 5/16" (7.9mm) | Hardline Olives, Pack of 5 | 16465 |
| 3/8" (9.5mm) | Hardline Olives, Pack of 5 | 16466 |
| 1/2" (12.7mm) | Hardline Olives, Pack of 5 | 16468 |
| 5/8" (15.8mm) | Hardline Olives, Pack of 2 | 16469 * |

Aluminum Olive Inserts for PTFE Hose Ends



| For Use With PTFE Lined AN Hose Size | Quantity | Part No. |
|---|----------------------------|--------------|
| -4 | Aluminum Olives, Pack of 5 | 28974 |
| -6 | Aluminum Olives, Pack of 5 | 28976 |
| -8 | Aluminum Olives, Pack of 5 | 28978 |
| -10 | Aluminum Olives, Pack of 5 | 28980 |
| -12 | Aluminum Olives, Pack of 2 | 28982 |

Note: An asterisk (*) denotes a new part number.

Billet Aluminum AN Wrenches

• For B nut only



| Wrench Size | Part No. |
|-------------------------------------|----------|
| -4 AN | 20904 |
| -6 AN | 20906 |
| -8 AN | 20908 |
| -10 AN | 20910 |
| -12 AN | 20912 |
| -16 AN | 20916 |
| Set of 6 Wrenches (-4 AN to -16 AN) | 20989 |

Billet Aluminum Adjustable AN Wrenches



| Description | Part No. |
|---------------------------------|----------|
| Adjustable AN Wrench, -4 to -16 | 20993 |

Hose End Fitting Installation Toolkit

This handy toolkit simplifies the process of installing Flexible Braided Hoses to reusable Hose End fittings.

Includes Clamping Tool, Steel Jigs for AN sizes -4 through -12, a set of Aluminum Vise Jaws and comes complete with a convenient carry case.



Part No. 2992



Part No. 20990

Magnetic Billet Aluminum Vise Jaws

Vibrant Performance Billet Aluminum Vise Jaws securely hold your fittings without risk of damaging the high lustre anodized finish during assembly. The backside of these jaws have magnets built into them to hold them firmly in place in your vise.

Windshield Washer Bottle

The factory Windshield Washer Bottle on most vehicles tends to be very large, eating up valuable space in the engine bay. This problem is especially troublesome for anyone who tries to install an aftermarket Turbocharger or Supercharger kit.

Vibrant Performance offers a convenient solution to this common problem with our incredibly compact Universal Washer Bottle Kit, which includes everything you would need to replace the OEM washer fluid tank.

Each kit includes:

- A rugged plastic Washer Bottle,
- Electric Pump,
- Electric Plug with wire,
- Mounting Bracket,
- A Length of Hose to adapt to the factory system.



| Description | Part No. |
|---|----------|
| Universal Washer Bottle Kit (1.2L capacity) | 10400 |

Cooling


Heat Transfer

Vibrant Performance Bar and Plate Intercoolers and Oil Coolers feature a unique, louvered fin design on the ambient path, which maximizes the core's available surface area, and an offset fin design on the charge air path for minimal pressure loss.

Our cores also feature industry leading fin density that vastly improves cooling efficiency, allowing for lowered charged air temperatures, maximizing charge air density gains.



Vertical Flow Intercoolers



Horizontal Flow Intercoolers


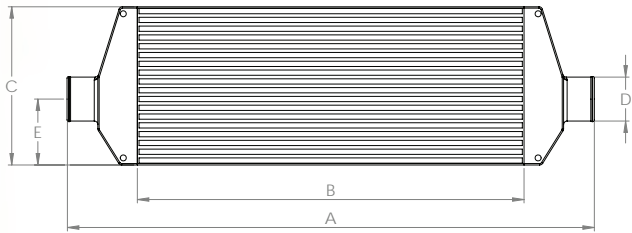

Oil Coolers

End Tank Assemblies

| | |
|--|----|
| Air to Air Intercooler Assemblies with End Tanks | 44 |
| Horizontal Flow Air to Air Intercooler Cores | 44 |
| Vertical Flow Air to Air Intercooler Cores | 45 |
| Universal Oil Cooler Cores | 45 |
| End Tank Assemblies | 45 |

Air to Air Intercooler Assemblies with End Tanks

- All Vibrant Performance Intercoolers feature Bar and Plate Construction.
- A unique louvered fin design on the ambient path maximizes the core's available surface area, and an offset fin design on the charge path allows for minimal pressure loss.
- Cast Aluminum End Tanks are precision TIG-welded to the core and pressure tested for leak-free performance.



* Each Vibrant Performance Intercooler Assembly includes a pair of Stainless Steel Easy Mount Brackets which bolt to the end tanks, making mounting the intercooler easy.

| Overall Length (Dim. A) | Core Width (Dim. B) | Height (Dim. C) | Inlet / Outlet O.D. (Dim. D) | (Dim. E) | Inlet / Outlet Neck Length | Core Thickness | Part No. | Matching Bracket Part No. |
|----------------------------|------------------------|--------------------|---------------------------------|--------------------|-------------------------------|--------------------|--------------|---------------------------------|
| 26" (660mm) | 18" (457mm) | 6-1/2" (165mm) | 2-1/2" (63.5mm) | 3-1/4" (82.6mm) | 1-3/4" (44.5mm) | 3-1/4" (82.6mm) | 12800 | 12827 |
| 30" (762mm) | 22" (560mm) | 9" (230mm) | 2-1/2" (63.5mm) | 3-1/2" (89mm) | 1-3/4" (44.5mm) | 3-1/4" (82.6mm) | 12810 | 12828 |
| 33" (838mm) | 25" (635mm) | 12" (305mm) | 3" (76.2mm) | 4-1/2" (114mm) | 1-3/4" (44.5mm) | 3-1/2" (89mm) | 12815 | 12829 |

Horizontal Flow Air to Air Intercooler Cores

| Core Thickness | Core Width | Height | Part No. |
|-----------------|-----------------|-----------------|--------------|
| 3-1/4" (82.6mm) | 17-3/4" (450mm) | 6-1/2" (165mm) | 12830 |
| 3-1/4" (82.6mm) | 22" (560mm) | 9-1/4" (235mm) | 12831 |
| Core Thickness | Core Width | Height | Part No. |
| 3-1/2" (89mm) | 17-3/4" (450mm) | 9-3/4" (250mm) | 12833 |
| 3-1/2" (89mm) | 20" (508mm) | 11" (280mm) | 12835 |
| 3-1/2" (89mm) | 22" (560mm) | 6" (150mm) | 12836 |
| 3-1/2" (89mm) | 24" (610mm) | 8" (203mm) | 12839 |
| 3-1/2" (89mm) | 25" (635mm) | 11-3/4" (300mm) | 12832 |
| Core Thickness | Core Width | Height | Part No. |
| 4" (101.6mm) | 22" (560mm) | 9-3/4" (250mm) | 12837 |
| Core Thickness | Core Width | Height | Part No. |
| 4-1/2" (114mm) | 17-3/4" (450mm) | 11-3/4" (300mm) | 12834 |
| 4-1/2" (114mm) | 22" (560mm) | 11-3/4" (300mm) | 12838 |
| 4-1/2" (114mm) | 27-1/2" (700mm) | 9-3/4" (250mm) | 12840 |
| Core Thickness | Core Width | Height | Part No. |
| 6" (152mm) | 18" (457mm) | 12" (305mm) | 12844 |



Vertical Flow Air to Air Intercooler Cores

- All Vibrant Intercooler Cores feature heavy duty Bar and Plate Construction and a unique louvered fin design on the ambient path that maximizes the core's available surface area, while the offset fin design on the charge path allows for minimal pressure loss.

| Core Thickness | Core Width | Height | Part No. |
|----------------|-------------|-----------------|----------------|
| 3" (76.2mm) | 6" (152mm) | 11-3/4" (300mm) | 12841 |
| Core Thickness | Core Width | Height | Part No. |
| 3-1/2" (89mm) | 12" (305mm) | 8" (203mm) | 12857 |
| 3-1/2" (89mm) | 12" (305mm) | 12" (305mm) | 12850 |
| 3-1/2" (89mm) | 18" (457mm) | 6" (152mm) | 12855 |
| 3-1/2" (89mm) | 24" (610mm) | 6" (152mm) | 12856 |
| 3-1/2" (89mm) | 24" (610mm) | 8" (203mm) | 12859 |
| 3-1/2" (89mm) | 24" (610mm) | 12" (305mm) | 12861 * |
| 3-1/2" (89mm) | 30" (760mm) | 10" (254mm) | 12851 |
| Core Thickness | Core Width | Height | Part No. |
| 4-1/2" (114mm) | 22" (560mm) | 14" (355mm) | 12853 |
| 4-1/2" (114mm) | 27" (685mm) | 6" (150mm) | 12852 |
| 4-1/2" (114mm) | 30" (760mm) | 12" (305mm) | 12854 |
| Core Thickness | Core Width | Height | Part No. |
| 6" (152mm) | 18" (457mm) | 12" (305mm) | 12862 |
| 6" (152mm) | 22" (560mm) | 11" (280mm) | 12866 |



Universal Oil Cooler Cores

- All Vibrant Performance Oil Cooler Cores feature Bar and Plate Construction, with a split fin design.
- Suitable for more than just engine oil cooling. Perfect for fabricating custom Transmission or Differential Oil Cooler Assemblies.
- Stack and weld more than one of these cores to make a bigger assembly if necessary.




| Core Thickness | Core Width | Height | Part No. |
|-----------------|-------------|-------------|--------------|
| 1-1/4" (31.8mm) | 10" (254mm) | 4" (102mm) | 12893 |
| 2" (50.8mm) | 10" (254mm) | 4" (102mm) | 12894 |
| 2" (50.8mm) | 10" (254mm) | 6" (152mm) | 12896 |
| 2" (50.8mm) | 12" (305mm) | 4" (102mm) | 12895 |
| 2" (50.8mm) | 12" (305mm) | 12" (305mm) | 12897 |

Aluminum End Tanks Assemblies

- Manufactured from 1/8" (3.2mm) thick 5052 Aluminum sheet.
- These 3-piece assemblies save fabricators time and money vs. making their own end tanks to weld to Vibrant Intercooler cores.

| End Tank to Fit Vibrant Intercooler | Flow Direction | Max I.D. | Part No. |
|-------------------------------------|----------------|-----------------|----------------|
| 12831 | Horizontal | 3-1/4" (82.6mm) | 22831 * |
| 12833 | Horizontal | 3-1/2" (89mm) | 22833 * |
| 12834 | Horizontal | 4" (101.6mm) | 22834 * |
| 12835 | Horizontal | 3-1/2" (89mm) | 22835 * |
| 12837 | Horizontal | 4" (101.6mm) | 22837 * |
| 12844 | Horizontal | 4" (101.6mm) | 22844 * |
| 12850 | Vertical | 3-1/2" (89mm) | 22850 * |
| 12853 | Vertical | 4" (101.6mm) | 22853 * |
| 12859 | Vertical | 3-1/2" (89mm) | 22859 * |
| 12866 | Vertical | 4" (101.6mm) | 22866 * |



Note: An asterisk (*) denotes a new part number.

HD Clamps

Constructed entirely of 6061 Aluminum and featuring a tool-free, quick-release clamping mechanism, Vibrant HD Clamp Assemblies provide a leak-free, modular connection that's perfect for pressurized air applications.

These robust clamps are able to withstand operating pressures up to 800 psi and temperatures up to 400 degrees F, making them ideal for turbo charge pipe applications. HD Clamp Assemblies provide a flexible connection that withstands vibration, movements along their axis, lateral misalignment and angular deflection.




Blue HD Clamp Assembly



Polished HD Clamp Assembly



Black HD Clamp Assembly



HD Clamp Alignment Tool



| | |
|-----------------------------------|----|
| HD Clamp - Complete Assembly | 48 |
| HD Replacement Clamps | 48 |
| HD Clamp Weld Ferrules | 49 |
| HD Clamp Transition Weld Ferrules | 49 |
| HD Clamp Alignment Tool | 49 |
| HD Clamp Union Sleeves | 49 |
| HD Clamp Locking Pin | 49 |

Vibrant HD Clamp System

Vibrant Performance has taken modular, flexible connectors to a whole new level with the introduction of our HD Clamp System, which is available for tube sizes ranging from 2" to 5" O.D.

- Quick Release Clamp manufactured from 6061 Billet Aluminum.
- Static burst pressure rating: 800 psi.
- Max. operating temperature: 400°F (205°C).
- Clamps available in Anodized Black, Anodized Blue and Mirror Polished.



HD Clamp - Complete Assembly

Each Vibrant Performance HD Clamp Assembly includes a Billet Aluminum Quick Release Clamp, a pair of Aluminum Weld Ferrules (with O-Rings), a hard anodized Aluminum Union Sleeve and our signature quick release Locking Pin.



| To Suit Tube Size | Full Assembly w/Black Clamp Part No. | Full Assembly w/Blue Clamp Part No. | Full Assembly w/Polished Clamp Part No. |
|-------------------|--------------------------------------|-------------------------------------|---|
| 2" (50.8mm) | 12513 | 12513B | 12513P |
| 2-1/2" (63.5mm) | 12515 | 12515B | 12515P |
| 3" (76.2mm) | 12516 | 12516B | 12516P |
| 3-1/2" (88.9mm) | 12517 | 12517B | 12517P |
| 4" (101.6mm) | 12518 | 12518B | 12518P |
| 5" (127mm) | 12520 | 12520B | 12520P |

HD Clamp - Replacement Clamp

- Update your old Vanjen Clamp with a heavy duty Billet Aluminum Vibrant HD Clamp, in your choice of three show quality finishes.
- All Vibrant HD Clamps are backwards compatible with Vibrant's Vanjen Clamp assembly.
- Assemble your own custom HD Clamp assembly.



| To Suit Tube Size | Black Clamp Part No. | Blue Clamp Part No. | Polished Clamp Part No. |
|-------------------|----------------------|---------------------|-------------------------|
| 2" (50.8mm) | 12533 | 12533B | 12533P |
| 2-1/2" (63.5mm) | 12535 | 12535B | 12535P |
| 3" (76.2mm) | 12536 | 12536B | 12536P |
| 3-1/2" (88.9mm) | 12537 | 12537B | 12537P |
| 4" (101.6mm) | 12538 | 12538B | 12538P |
| 5" (127mm) | 12540 | 12540B | 12540P |

Quick Release Locking Pin included.

HD Clamp - Weld Ferrules

- Available in 6061 Aluminum, 304 Stainless Steel and now also available in CP2 Grade Titanium. Each Weld Ferrule includes an O-Ring Seal.



6061 Aluminum Weld Ferrules
(sold in pairs)

304 Stainless Steel Weld Ferrules
(sold in pairs)

CP2 Titanium Weld Ferrules
(sold individually)

| To Suit Tube Size | Aluminum Weld Ferrules Part No. | Stainless Steel Weld Ferrules Part No. | Titanium Weld Ferrules Part No. | Replacement O-Ring Part No. |
|-------------------|---------------------------------|--|---------------------------------|-----------------------------|
| 2" (50.8mm) | 12543 | -- | -- | 12573G |
| 2-1/2" (63.5mm) | 12545 | 12555 | 12585 * | 12575G |
| 3" (76.2mm) | 12546 | 12556 | 12586 * | 12576G |
| 3-1/2" (88.9mm) | 12547 | 12557 | 12587 * | 12577G |
| 4" (101.6mm) | 12548 | 12558 | 12588 * | 12578G |
| 5" (127mm) | 12550 | 12560 | -- | 12570G |

HD Clamp - Transition Weld Ferrules

In response to popular demand, Vibrant Performance introduces a brand new offering of Transition Weld Ferrules, manufactured from 6061 Aluminum and available in a wide variety of sizes, giving fabricators more options when working with Vibrant HD Clamp Assemblies.

An O-Ring seal is included with each Transition Weld Ferrule



sold individually

| Description | Part No. | Replacement O-Ring Part No. |
|--|----------|-----------------------------|
| Aluminum Weld Ferrule - Transitions from 2" HD Clamp to 2.5" O.D. Tubing | 12665 * | 12573G |
| Aluminum Weld Ferrule - Transitions from 2.5" HD Clamp to 3" O.D. Tubing | 12666 * | 12575G |
| Aluminum Weld Ferrule - Transitions from 3" HD Clamp to 2.5" O.D. Tubing | 12661 * | 12576G |
| Aluminum Weld Ferrule - Transitions from 3" HD Clamp to 3.5" O.D. Tubing | 12667 * | 12576G |
| Aluminum Weld Ferrule - Transitions from 3.5" HD Clamp to 4" O.D. Tubing | 12669 * | 12577G |
| Aluminum Weld Ferrule - Transitions from 4" HD Clamp to 4.5" O.D. Tubing | 12674 * | 12578G |

HD Clamp - Alignment Tool

This tool will be the first thing a fabricator will reach for when preparing to build a tube assembly that will utilize a Vibrant HD Clamp connector. This Stainless Steel Quick Release Clamp allows you to position your HD Weld Ferrules prior to welding to ensure the optimum amount of motion is available during operation.

Suitable for use with all HD Clamp Weld Ferrules.



NEW

Note: does NOT include Weld Ferrule

| For use with HD Clamp Size | Part No. |
|----------------------------|----------|
| 2" (50.8mm) | 12623 * |
| 2-1/2" (63.5mm) | 12625 * |
| 3" (76.2mm) | 12626 * |
| 3-1/2" (88.9mm) | 12627 * |
| 4" (101.6mm) | 12628 * |
| 5" (127mm) | 12630 * |

HD Clamp - Replacement Union Sleeves

- Manufactured from Hard Anodized 6061 Aluminum.
- Replacement Union Sleeves are available in black only.



Sold individually

| For use with HD Clamp Size | Part No. |
|----------------------------|----------|
| 2" (50.8mm) | 12563 |
| 2-1/2" (63.5mm) | 12565 |
| 3" (76.2mm) | 12566 |
| 3-1/2" (88.9mm) | 12567 |
| 4" (101.6mm) | 12568 |
| 5" (127mm) | 12590 |

Note: An asterisk (*) denotes a new part number.

HD Clamp Locking Pin



Part No. 12599P

Silicone Connectors


Hose Clamps

For many years, Vibrant Performance has boasted one of the largest offerings of premium quality, high performance multi-ply reinforced Silicone Hose Couplers in the racing and performance industry and we are proud to say that we've made our offering even more diverse to meet our customers' ever evolving needs.

Our Silicone Hoses have earned the trust of race industry professionals across the globe and have been proven, over and over again, to perform reliably in all sorts of conditions. Whether you need straight hoses, reducers or elbows; hoses designed for normal or high temperature applications or possibly something completely custom, we are your source and we offer products ranging in a huge array of standard sizes, from as small as 1/8 inch all the way to 6 inch.




4-Ply Aramid Hose Couplers

A close-up photograph of a black hose coupler with a red interior seal. The coupler has the "vibrant performance" logo printed on it in white. The background is a solid blue color.

CAC Hose Couplers

A close-up photograph of a T-bolt clamp. It features a black plastic body with a silver metal band around the middle. The "vibrant performance" logo is visible on the black plastic. The background is dark and out of focus.

T-Bolt Clamps

A close-up photograph of a worm gear clamp. It consists of a black plastic body with a silver metal band. The "vibrant performance" logo is printed on the black plastic. The background is dark and out of focus.

Worm Gear Clamps

| | |
|---|-------|
| Straight Hose Couplers | 52 |
| Straight Transition Hose Couplers | 53 |
| Hump Hose Couplers | 54 |
| Charge Air Cooler (CAC) Hose Couplers | 55 |
| 45 and 90 Degree Hose Couplers | 56 |
| 45 and 90 Degree Transition Hose Couplers | 57 |
| 180 Degree Hose Couplers | 58 |
| T-Hose Couplers | 58 |
| Silicone Vacuum Lines and Heater Hoses | 59 |
| Hose Clamps | 60-61 |

4 ply ARAMID Reinforced Straight Hose Couplers

- Straight Hoses are available in 3", 12" and 36" lengths.
- All Vibrant Performance Straight Hose Couplers feature High Temperature Resistant Aramid Reinforcement Fabric between each layer of silicone which allows for an impressive Operating Temperature range of -65° F to 500° F (-54° C to 260° C).
- Wall Thickness: Nominal 0.20" (5mm).
- Suitable for Water, Coolant and Air service only.
- **Not suitable for use with Oil/Fuel.** Please contact Vibrant if you require hoses capable of being used for Oil/Fuel service.
- Available in your choice of Gloss Black and Gloss Blue (some items are available only in Gloss Black).



| Hose I.D. | 3" Long Straight Hose Gloss Black Part No. | 3" Long Straight Hose Gloss Blue Part No. | 12" Long Straight Hose Gloss Black Part No. | 12" Long Straight Hose Gloss Blue Part No. | 36" Long Straight Hose Gloss Black Part No. | Max. Operating Pressure |
|------------------|---|--|--|---|--|-------------------------------|
| 1/2" (12.7mm) | -- | -- | 27312 * | -- | -- | 125 psi |
| 5/8" (15.9mm) | -- | -- | 27316 * | -- | -- | 125 psi |
| 3/4" (19mm) | -- | -- | 27319 * | -- | -- | 110 psi |
| 7/8" (22.2mm) | -- | -- | 27322 * | -- | -- | 100 psi |
| 1" (25.4mm) | 2700 | 2700B | 27011 | 27011B | 2701 | 100 psi |
| 1-1/8" (28.5mm) | 19810 * | -- | 27328 * | -- | -- | 100 psi |
| 1-1/4" (31.8mm) | 2726 | 2726B | 27271 | 27271B | -- | 93 psi |
| 1-3/8" (34.9mm) | 19811 * | -- | 27335 * | -- | -- | 85 psi |
| 1-1/2" (38.1mm) | 2702 | 2702B | 27031 | 27031B | 2703 | 85 psi |
| 1-5/8" (41.3mm) | 19812 * | -- | 27341 * | -- | -- | 75 psi |
| 1-3/4" (44.5mm) | 2704 | 2704B | 27051 | 27051B | 2705 | 75 psi |
| 2" (50.8mm) | 2706 | 2706B | 27071 | 27071B | 2707 | 67 psi |
| 2-1/8" (54mm) | 19825 | -- | -- | -- | -- | 59 psi |
| 2-1/4" (57.2mm) | 2708 | 2708B | 27091 | 27091B | 2709 | 57 psi |
| 2-3/8" (60.3mm) | 19815 | -- | 27360 * | -- | -- | 52 psi |
| 2-1/2" (63.5mm) | 2710 | 2710B | 27111 | 27111B | 2711 | 50 psi |
| 2-9/16" (65mm) | 19843 | -- | -- | -- | -- | 50 psi |
| 2-3/4" (69.9mm) | 2712 | 2712B | 27131 | 27131B | 2713 | 43 psi |
| 3" (76.2mm) | 2714 | 2714B | 27151 | 27151B | 2715 | 35 psi |
| 3-1/8" (79.4mm) | 19816 * | -- | 27380 * | -- | -- | 30 psi |
| 3-1/4" (82.6mm) | 2720 | 2720B | 27211 | 27211B | -- | 28 psi |
| 3-1/2" (88.9mm) | 2716 | 2716B | 27171 | 27171B | 2717 | 25 psi |
| 4" (101.6mm) | 2718 | 2718B | 27191 | 27191B | 2719 | 18 psi |
| 4-1/2" (114.3mm) | 2722 | 2722B | 27231 | 27231B | -- | 15 psi |
| 5" (127mm) | 2724 | 2724B | 27251 | 27251B | -- | 12 psi |
| 6" (152.4mm) | 19842 (3-1/2" long) | -- | 27399 * | -- | -- | 10 psi |

Note: An asterisk (*) denotes a new part number.



4 ply ARAMID Reinforced Transition Hose Couplers

- All Vibrant Performance Silicone Transition Hose Couplers feature High Temperature Resistant Aramid Reinforcement Fabric between each layer of silicone which allows for an impressive Operating Temperature Range of -65° F to 500° F (-54° C to 260° C).
- Wall Thickness: Nominal 0.20" (5mm).
- Suitable for Water, Coolant and Air service only.
- **Not suitable for use with Oil/Fuel.** Please contact Vibrant if you require hoses capable of being used for Oil/Fuel service.
- Available in your choice of Gloss Black and Gloss Blue (some items are available only in Gloss Black).

| Hose I.D. Inlet x Outlet | Hose Overall Length | Gloss Black Part No. | Gloss Blue Part No. | Max. Operating Pressure |
|-----------------------------|---------------------------|----------------------------|---------------------------|-------------------------------|
| 1/2" x 3/4" | 4" | 19710 * | -- | 110 psi |
| 5/8" x 7/8" | 4" | 19711 * | -- | 100 psi |
| 5/8" x 1" | 4" | 19712 * | -- | 100 psi |
| 3/4" x 1" | 4" | 19713 * | -- | 100 psi |
| 7/8" x 1-1/8" | 4" | 19714 * | -- | 100 psi |
| 7/8" x 1-1/2" | 4" | 19715 * | -- | 85 psi |
| 1" x 1-1/4" | 3" | 2920 | -- | 93 psi |
| 1" x 1-3/8" | 3" | 19716 * | -- | 85 psi |
| 1" x 1-1/2" | 3" | 2922 | -- | 85 psi |
| 1-1/8" x 1-1/4" | 3" | 19717 * | -- | 93 psi |
| 1-1/8" x 1-3/8" | 3" | 19718 * | -- | 85 psi |
| 1-1/8" x 1-1/2" | 3" | 19719 * | -- | 85 psi |
| 1-1/4" x 1-3/8" | 3" | 19720 * | -- | 85 psi |
| 1-1/4" x 1-1/2" | 3" | 2921 | -- | 85 psi |
| 1-1/4" x 1-5/8" | 3" | 19721 * | -- | 75 psi |
| 1-1/4" x 1-3/4" | 3" | 2923 | -- | 75 psi |
| 1-3/8" x 1-1/2" | 3" | 19722 * | -- | 85 psi |
| 1-3/8" x 1-5/8" | 3" | 19723 * | -- | 75 psi |
| 1-1/2" x 1-3/4" | 3" | 2762 | 2762B | 75 psi |
| 1-1/2" x 2" | 3" | 2763 | 2763B | 67 psi |
| 1-1/2" x 2-1/4" | 3" | 19724 * | -- | 57 psi |
| 1-1/2" x 2-1/2" | 3" | 19725 * | -- | 50 psi |
| 1-3/4" x 2" | 3" | 2767 | 2767B | 67 psi |
| 1-3/4" x 2-1/4" | 3" | 19726 * | -- | 57 psi |
| 1-3/4" x 2-1/2" | 3" | 2838 | 2838B | 50 psi |
| 1-3/4" x 2-3/4" | 3" | 19727 * | -- | 43 psi |
| 2" x 2-1/4" | 3" | 2765 | 2765B | 57 psi |
| 2" x 2-3/8" | 3" | 19728 * | -- | 55 psi |
| 2" x 2-1/2" | 3" | 2766 | 2766B | 50 psi |
| 2" x 2-3/4" | 3" | 2778 | 2778B | 43 psi |
| 2" x 3" | 3" | 2779 | 2779B | 35 psi |
| 2-1/4" x 2-1/2" | 3" | 2768 | 2768B | 50 psi |
| 2-1/4" x 2-3/4" | 3" | 2769 | 2769B | 43 psi |

| Hose I.D. Inlet x Outlet | Hose Overall Length | Gloss Black Part No. | Gloss Blue Part No. | Max. Operating Pressure |
|-----------------------------|---------------------------|----------------------------|---------------------------|-------------------------------|
| 2-1/4" x 3" | 3" | 2770 | 2770B | 35 psi |
| 2-3/8" x 2-3/4" | 3" | 19729 * | -- | 43 psi |
| 2-3/8" x 3" | 3" | 19730 * | -- | 35 psi |
| 2-1/2" x 2-3/4" | 3" | 2771 | 2771B | 43 psi |
| 2-1/2" x 3" | 3" | 2772 | 2772B | 35 psi |
| 2-1/2" x 3" | 4-1/2" | 19731 * | 19731B * | 35 psi |
| 2-1/2" x 3-1/4" | 3" | 2761 | 2761B | 28 psi |
| 2-1/2" x 3-1/2" | 3" | 2764 | 2764B | 25 psi |
| 2-1/2" x 4" | 3" | 2928 | -- | 18 psi |
| 2-3/4" x 3" | 3" | 2773 | 2773B | 35 psi |
| 2-3/4" x 3" | 4-1/2" | 19732 * | 19732B * | 35 psi |
| 2-3/4" x 3-1/8" | 3" | 19733 * | -- | 30 psi |
| 2-3/4" x 3-1/4" | 3" | 2834 | 2834B * | 28 psi |
| 2-3/4" x 3-1/2" | 3" | 19735 * | -- | 25 psi |
| 3" x 3-1/4" | 3" | 2760 | 2760B | 28 psi |
| 3" x 3-1/2" | 3" | 2774 | 2774B | 25 psi |
| 3" x 3-1/2" | 4-1/2" | 19736 * | 19736B * | 25 psi |
| 3" x 4" | 3" | 2775 | 2775B | 18 psi |
| 3" x 4" | 4-1/2" | 19738 * | 19738B * | 18 psi |
| 3-1/8" x 3-1/2" | 3" | 19739 * | -- | 25 psi |
| 3-1/4" x 3-1/2" | 3" | 2835 | 2835B | 25 psi |
| 3-1/4" x 4" | 3" | 2839 | 2839B | 18 psi |
| 3-1/2" x 4" | 3" | 2776 | 2776B | 18 psi |
| 3-1/2" x 4" | 4-1/2" | 19741 * | 19741B * | 18 psi |
| 3-1/2" x 4-1/2" | 3" | 2836 | 2836B | 15 psi |
| 4" x 4-1/2" | 3" | 2837 | 2837B | 15 psi |
| 4" x 4-1/2" | 4-1/2" | 19743 * | 19743B * | 15 psi |
| 4" x 5" | 3" | 2777 | 2777B | 12 psi |
| 4" x 5" | 4-1/2" | 19744 * | 19744B * | 12 psi |
| 4-1/2" x 5" | 3" | 2929 | -- | 12 psi |
| 5" x 6" | 3" | 2833 | 2833B | 10 psi |
| 5" x 6" | 4-1/2" | 19747 * | 19747B * | 10 psi |

Note: An asterisk (*) denotes a new part number.

4 ply ARAMID Reinforced Hump Hose Couplers

- Hump Hoses help compensate for expansion, movement and vibration and reduce the chance of your hard pipes becoming disconnected or damaged.
- All Vibrant Performance Silicone Hump Hose Couplers feature High Temperature Resistant Aramid Reinforcement Fabric between each layer of silicone which allows for an impressive Operating Temperature Range of -65° F to 500° F (-54° C to 260° C).
- Wall Thickness: Nominal 0.20" (5mm).
- Suitable for Water, Coolant and Air service only.
- **Not suitable for use with Oil/Fuel.** Please contact Vibrant if you require hoses capable of being used for Oil/Fuel service.
- Available in your choice of Gloss Black and Gloss Blue (some items are available only in Gloss Black).



| Hose I.D. | Hose Overall Length | Gloss Black Part No. | Gloss Blue Part No. | Max. Operating Pressure |
|------------------|---------------------|----------------------|---------------------|-------------------------|
| 1" (25.4mm) | 3" (76.2mm) | 2844 | 2844B * | 100 psi |
| 1-1/4" (31.8mm) | 3" (76.2mm) | 19675 * | -- | 93 psi |
| 1-1/2" (38.1mm) | 3" (76.2mm) | 2729 | 2729B | 85 psi |
| 1-5/8" (41.3mm) | 3" (76.2mm) | 19677 * | -- | 75 psi |
| 1-3/4" (44.5mm) | 3" (76.2mm) | 2728 | 2728B | 75 psi |
| 2" (50.8mm) | 3" (76.2mm) | 2730 | 2730B | 67 psi |
| 2-1/4" (57.2mm) | 3" (76.2mm) | 2731 | 2731B | 57 psi |
| 2-3/8" (60.3mm) | 3" (76.2mm) | 19680 * | -- | 52 psi |
| 2-1/2" (63.5mm) | 3" (76.2mm) | 2732 | 2732B | 50 psi |
| 2-3/4" (69.9mm) | 3" (76.2mm) | 2733 | 2733B | 43 psi |
| 3" (76.2mm) | 3" (76.2mm) | 2734 | 2734B | 35 psi |
| 3-1/8" (79.4mm) | 3" (76.2mm) | 19682 * | -- | 30 psi |
| 3-1/4" (82.6mm) | 3" (76.2mm) | 2737 | 2737B | 28 psi |
| 3-1/2" (88.9mm) | 3" (76.2mm) | 2735 | 2735B | 25 psi |
| 4" (101.6mm) | 3" (76.2mm) | 2736 | 2736B | 18 psi |
| 4-1/2" (114.3mm) | 3" (76.2mm) | 2738 | 2738B | 15 psi |
| 5" (127mm) | 3" (76.2mm) | 2739 | 2739B | 12 psi |

TECH TIP

Operating Pressure Ratings noted are determined based upon Ambient Temperatures. A hose's pressure capacity decreases, on average, by 20% for every 210°F (approx 100°C) increase in operating temperature.

Boost Brace Assemblies

Vibrant's redesigned Aluminum Boost Brace Assemblies reduce the risk of having your pressurized pipe assemblies pull apart from your clamped hose applications.

Each assembly includes a hard anodized 6061 Aluminum Brace, a pair of Weld Dowels (available in your choice of either 6061 Aluminum or 304 Stainless Steel) and a pair of durable 304 Stainless Steel M8 Button Head cap screws.



| Brace Color | Dowel Material | Part No. |
|-------------|-----------------|--------------|
| Black | Aluminum | 12646 |
| Blue | Aluminum | 12647 |
| Black | Stainless Steel | 12648 |
| Blue | Stainless Steel | 12649 |

Note: An asterisk (*) denotes a new part number.

4 ply ARAMID Reinforced Charge Air Cooler (CAC) Hose Couplers

- Ideal for compensating minor misalignment as well as isolating vibration.
- The Stainless Steel Rings prevent excessive expansion of the hose due to elevated pressures.
- All Vibrant Performance Silicone CAC Hose Couplers feature High Temperature Resistant Aramid Reinforcement Fabric between each layer of silicone which allows for an impressive Operating Temperature Range of -65° F to 500° F (-54° C to 260° C). Suitable for both Hot and Cold side applications.
- Wall Thickness: Nominal 0.20" (5mm).
- Suitable for Water, Coolant and Air service only.
- **Not suitable for use with Oil/Fuel.** Please contact Vibrant if you require hoses capable of being used for Oil/Fuel service.
- Available only in Gloss Black.

CAC Straight Hose Couplers

| Hose I.D. | Hose Overall Length | Number of Retaining Rings | Gloss Black Part No. | Max. Operating Pressure |
|------------------|---------------------|---------------------------|----------------------|-------------------------|
| 2-1/2" (63.5mm) | 6" (152.4mm) | 3 | 11818 | 60 psi |
| 2-3/4" (69.9mm) | 6" (152.4mm) | 3 | 11819 | 60 psi |
| 3" (76.2mm) | 6" (152.4mm) | 3 | 11820 | 60 psi |
| 3" (76.2mm) | 8" (203.2mm) | 3 | 11823 | 60 psi |
| 3-1/8" (79.4mm) | 6" (152.4mm) | 3 | 11825 | 60 psi |
| 3-1/4" (82.6mm) | 6" (152.4mm) | 3 | 11826 | 55 psi |
| 3-1/2" (88.9mm) | 6" (152.4mm) | 3 | 11821 | 55 psi |
| 3-1/2" (88.9mm) | 8" (203.2mm) | 3 | 11827 | 55 psi |
| 4" (101.6mm) | 6" (152.4mm) | 3 | 11822 | 50 psi |
| 4" (101.6mm) | 7" (177.8mm) | 3 | 11829 | 50 psi |
| 4" (101.6mm) | 8" (203.2mm) | 3 | 11830 | 50 psi |
| 4-1/2" (114.3mm) | 6" (152.4mm) | 3 | 11832 | 45 psi |
| 5" (127mm) | 6" (152.4mm) | 3 | 11833 | 35 psi |
| 5" (127mm) | 7" (177.8mm) | 3 | 11834 | 35 psi |
| 5" (127mm) | 8" (203.2mm) | 3 | 11835 | 35 psi |
| 6" (152.4mm) | 6" (152.4mm) | 3 | 11836 | 25 psi |
| 6" (152.4mm) | 8" (203.2mm) | 3 | 11837 | 25 psi |



CAC Transition Hose Couplers

NEW



| Hose I.D. (Inlet x Outlet) | Hose Overall Length | Number of Retaining Rings | Gloss Black Part No. | Max. Operating Pressure |
|---------------------------------|---------------------|---------------------------|----------------------|-------------------------|
| 2-1/2" x 3" (63.5mm x 76.2mm) | 6" (152.4mm) | 3 | 11861 * | 60 psi |
| 3" x 3-1/4" (76.2mm x 82.6mm) | 6" (152.4mm) | 3 | 11864 * | 55 psi |
| 3" x 3-1/2" (76.2mm x 88.9mm) | 6" (152.4mm) | 3 | 11865 * | 55 psi |
| 3" x 4" (76.2mm x 101.6mm) | 6" (152.4mm) | 3 | 11866 * | 50 psi |
| 3-1/2" x 4" (88.9mm x 101.6mm) | 6" (152.4mm) | 3 | 11867 * | 50 psi |
| 4" x 4-1/2" (101.6mm x 114.3mm) | 7" (177.8mm) | 3 | 11868 * | 45 psi |
| 4" x 5" (101.6mm x 127mm) | 7" (177.8mm) | 3 | 11869 * | 35 psi |

Note: An asterisk (*) denotes a new part number.

4 ply ARAMID Reinforced 45° and 90° Hose Couplers



- Vibrant 45° and 90° Silicone Elbows feature tight radius bends, making them ideal for congested engine bays that are typical in late model cars.
- All Vibrant Performance Silicone Elbows feature High Temperature Resistant Aramid Reinforcement Fabric between each layer of silicone which allows for an impressive Operating Temperature Range of -65° F to 500° F (-54° C to 260° C).
- Wall Thickness: Nominal 0.20" (5mm).
- Suitable for Water, Coolant and Air service only.
- **Not suitable for use with Oil/Fuel.** Please contact Vibrant if you require hoses capable of being used for Oil/Fuel service.
- Available in your choice of Gloss Black and Gloss Blue (some items are available only in Gloss Black).

45° Elbows

| Hose I.D. | Leg Length From Tangent | Centerline Radius | Gloss Black Part No. | Gloss Blue Part No. | Max. Operating Pressure |
|------------------|-------------------------|-------------------|----------------------|---------------------|-------------------------|
| 1" (25.4mm) | 8" (203.2mm) | 1-1/2" (38.1mm) | 2968 | -- | 100 psi |
| 1-1/4" (31.8mm) | 8" (203.2mm) | 1-1/2" (38.1mm) | 2969 | -- | 93 psi |
| 1-1/2" (38.1mm) | 5" (127mm) | 1-1/2" (38.1mm) | 2759 | 2759B | 85 psi |
| 1-5/8" (41.3mm) | 5" (127mm) | 1-3/4" (44.5mm) | 27905 * | -- | 75 psi |
| 1-3/4" (44.5mm) | 5" (127mm) | 1-3/4" (44.5mm) | 2854 | 2854B | 75 psi |
| 2" (50.8mm) | 5" (127mm) | 2" (50.8mm) | 2750 | 2750B | 67 psi |
| 2-1/4" (57.2mm) | 5" (127mm) | 2-1/4" (57.2mm) | 2751 | 2751B | 57 psi |
| 2-3/8" (60.3mm) | 4-1/2" (114.3mm) | 2-1/2" (63.5mm) | 27909 * | -- | 52 psi |
| 2-1/2" (63.5mm) | 4-1/2" (114.3mm) | 2-1/2" (63.5mm) | 2752 | 2752B | 50 psi |
| 2-3/4" (69.9mm) | 4-1/2" (114.3mm) | 2-3/4" (69.9mm) | 2753 | 2753B | 43 psi |
| 3" (76.2mm) | 4-1/2" (114.3mm) | 3" (76.2mm) | 2754 | 2754B | 35 psi |
| 3-1/8" (79.4mm) | 4" (101.6mm) | 3-1/4" (82.6mm) | 27912 * | -- | 30 psi |
| 3-1/4" (82.6mm) | 4" (101.6mm) | 3-1/4" (82.6mm) | 2757 | 2757B | 28 psi |
| 3-1/2" (88.9mm) | 4" (101.6mm) | 3-1/2" (88.9mm) | 2755 | 2755B | 25 psi |
| 4" (101.6mm) | 4" (101.6mm) | 4" (101.6mm) | 2756 | 2756B | 18 psi |
| 4-1/2" (114.3mm) | 4" (101.6mm) | 4-1/2" (114.3mm) | 2758 | 2758B | 15 psi |
| 5" (127mm) | 4" (101.6mm) | 4-1/2" (114.3mm) | 2917 | 2917B * | 12 psi |

90° Elbows

| Hose I.D. | Leg Length From Tangent | Centerline Radius | Gloss Black Part No. | Gloss Blue Part No. | Max. Operating Pressure |
|------------------|-------------------------|-------------------|----------------------|---------------------|-------------------------|
| 1" (25.4mm) | 8" (203.2mm) | 1-1/2" (38.1mm) | 2918 | -- | 100 psi |
| 1-1/4" (31.8mm) | 8" (203.2mm) | 1-1/2" (38.1mm) | 2919 | -- | 93 psi |
| 1-1/2" (38.1mm) | 4" (101.6mm) | 1-1/2" (38.1mm) | 2749 | 2749B | 85 psi |
| 1-5/8" (41.3mm) | 4" (101.6mm) | 1-3/4" (44.5mm) | 27925 * | -- | 75 psi |
| 1-3/4" (44.5mm) | 4" (101.6mm) | 1-3/4" (44.5mm) | 2843 | 2843B | 75 psi |
| 2" (50.8mm) | 4" (101.6mm) | 2" (50.8mm) | 2740 | 2740B | 67 psi |
| 2-1/4" (57.2mm) | 4" (101.6mm) | 2-1/4" (57.2mm) | 2741 | 2741B | 57 psi |
| 2-3/8" (60.3mm) | 3-3/4" (95.3mm) | 2-1/2" (63.5mm) | 27929 * | -- | 52 psi |
| 2-1/2" (63.5mm) | 3-3/4" (95.3mm) | 2-1/2" (63.5mm) | 2742 | 2742B | 50 psi |
| 2-3/4" (69.9mm) | 3-3/4" (95.3mm) | 2-3/4" (69.9mm) | 2743 | 2743B | 43 psi |
| 3" (76.2mm) | 3-3/4" (95.3mm) | 3" (76.2mm) | 2744 | 2744B | 35 psi |
| 3-1/8" (79.4mm) | 3-1/2" (88.9mm) | 3-1/4" (82.6mm) | 27932 * | -- | 30 psi |
| 3-1/4" (82.6mm) | 3-1/2" (88.9mm) | 3-1/4" (82.6mm) | 2747 | 2747B | 28 psi |
| 3-1/2" (88.9mm) | 3-1/2" (88.9mm) | 3-1/2" (88.9mm) | 2745 | 2745B | 25 psi |
| 4" (101.6mm) | 3-1/2" (88.9mm) | 4" (101.6mm) | 2746 | 2746B | 18 psi |
| 4-1/2" (114.3mm) | 3-1/2" (88.9mm) | 4-1/2" (114.3mm) | 2748 | 2748B | 15 psi |
| 5" (127mm) | 3-1/2" (88.9mm) | 4-1/2" (114.3mm) | 2859 | 2859B * | 12 psi |

Note: An asterisk (*) denotes a new part number.

4 ply ARAMID Reinforced 45° and 90° TRANSITION Hose Couplers

- Vibrant Performance is excited to introduce a significantly expanded offering of 90° Transition Elbows and a new offering of 45° Transition Elbows.
- All Vibrant Performance Silicone Elbows feature High Temperature Resistant Aramid Reinforcement Fabric between each layer of silicone which allows for an impressive Operating Temperature Range of -65° F to 500° F (-54° C to 260° C).
- Wall Thickness: Nominal 0.20" (5mm).
- **Not suitable for use with Oil/Fuel.** Please contact Vibrant if you require hoses capable of being used for Oil/Fuel service.
- Available in your choice of Gloss Black and Gloss Blue (some items are available only in Gloss Black).



45° Transition Elbows **NEW**

| Hose I.D. (Inlet x Outlet) | Leg Length From Tangent | Centerline Radius | Gloss Black Part No. | Gloss Blue Part No. | Max. Operating Pressure |
|-----------------------------------|-------------------------|-------------------|----------------------|---------------------|-------------------------|
| 1-3/4" x 2" (44.5mm x 50.8mm) | 4" (101.6mm) | 2" (50.8mm) | 19755 * | -- | 67 psi |
| 2" x 2-1/4" (50.8mm x 57.2mm) | 4" (101.6mm) | 2-1/4" (57.2mm) | 19756 * | -- | 57 psi |
| 2" x 2-1/2" (50.8mm x 63.5mm) | 4" (101.6mm) | 2-1/2" (63.5mm) | 19757 * | -- | 50 psi |
| 2-1/4" x 2-1/2" (57.2mm x 63.5mm) | 4" (101.6mm) | 2-1/2" (63.5mm) | 19758 * | -- | 50 psi |
| 2-1/4" x 2-3/4" (57.2mm x 69.9mm) | 4" (101.6mm) | 2-3/4" (69.9mm) | 19761 * | -- | 43 psi |
| 2-1/4" x 3" (57.2mm x 76.2mm) | 4" (101.6mm) | 3" (76.2mm) | 19760 * | -- | 35 psi |
| 2-1/2" x 3" (63.5mm x 76.2mm) | 4" (101.6mm) | 3" (76.2mm) | 19762 * | -- | 35 psi |
| 2-1/2" x 3-1/2" (63.5mm x 88.9mm) | 4" (101.6mm) | 3-1/2" (88.9mm) | 19764 * | -- | 25 psi |
| 2-3/4" x 3" (69.9mm x 76.2mm) | 4" (101.6mm) | 3" (76.2mm) | 19766 * | -- | 35 psi |
| 3" x 3-1/4" (76.2mm x 82.6mm) | 4" (101.6mm) | 3-1/4" (82.6mm) | 19768 * | -- | 28 psi |
| 3" x 3-1/2" (76.2mm x 88.9mm) | 4" (101.6mm) | 3-1/2" (88.9mm) | 19769 * | -- | 25 psi |
| 3" x 4" (76.2mm x 101.6mm) | 4" (101.6mm) | 4" (101.6mm) | 19770 * | -- | 18 psi |
| 3-1/4" x 3-1/2" (82.6mm x 88.9mm) | 4" (101.6mm) | 3-1/2" (88.9mm) | 19771 * | -- | 25 psi |
| 3-1/2" x 4" (88.9mm x 101.6mm) | 4" (101.6mm) | 4" (101.6mm) | 19773 * | -- | 18 psi |

90° Transition Elbows

| Hose I.D. (Inlet x Outlet) | Leg Length From Tangent | Centerline Radius | Gloss Black Part No. | Gloss Blue Part No. | Max. Operating Pressure |
|-----------------------------------|-------------------------|-------------------|----------------------|---------------------|-------------------------|
| 1-1/4" x 1-1/2" (31.8mm x 38.1mm) | 4" (101.6mm) | 1-1/2" (38.1mm) | 19785 * | -- | 85 psi |
| 1-1/2" x 1-3/4" (38.1mm x 44.5mm) | 4" (101.6mm) | 1-3/4" (44.5mm) | 19786 * | -- | 75 psi |
| 1-1/2" x 2" (38.1mm x 50.8mm) | 4" (101.6mm) | 2" (50.8mm) | 19787 * | -- | 67 psi |
| 1-3/4" x 2" (44.5mm x 50.8mm) | 4" (101.6mm) | 2" (50.8mm) | 19788 * | -- | 67 psi |
| 2" x 2-1/4" (50.8mm x 57.2mm) | 4" (101.6mm) | 2-1/4" (57.2mm) | 19789 * | -- | 57 psi |
| 2" x 2-1/2" (50.8mm x 63.5mm) | 3-1/2" (88.9mm) | 2-1/2" (63.5mm) | 2780 | 2780B | 50 psi |
| 2" x 3" (50.8mm x 76.2mm) | 4" (101.6mm) | 3" (76.2mm) | 19790 * | -- | 35 psi |
| 2-1/4" x 2-1/2" (57.2mm x 63.5mm) | 4" (101.6mm) | 2-1/2" (63.5mm) | 19791 * | -- | 50 psi |
| 2-1/4" x 3" (57.2mm x 76.2mm) | 4" (101.6mm) | 3" (76.2mm) | 19792 * | -- | 35 psi |
| 2-1/2" x 2-3/4" (63.5mm x 69.9mm) | 4" (101.6mm) | 2-3/4" (69.9mm) | 2781 | 2781B | 43 psi |
| 2-1/2" x 3" (63.5mm x 76.2mm) | 4" (101.6mm) | 3" (76.2mm) | 2782 | 2782B | 35 psi |
| 2-1/2" x 3-1/2" (63.5mm x 88.9mm) | 4" (101.6mm) | 3-1/2" (88.9mm) | 19793 * | -- | 25 psi |
| 2-3/4" x 3" (69.9mm x 76.2mm) | 4" (101.6mm) | 3" (76.2mm) | 2783 | 2783B | 35 psi |
| 2-3/4" x 3-1/2" (69.9mm x 88.9mm) | 4" (101.6mm) | 3-1/2" (88.9mm) | 19794 * | -- | 25 psi |
| 3" x 3-1/4" (76.2mm x 82.6mm) | 4" (101.6mm) | 3-1/4" (82.6mm) | 19795 * | -- | 28 psi |
| 3" x 3-1/2" (76.2mm x 88.9mm) | 4" (101.6mm) | 3-1/2" (88.9mm) | 2784 * | -- | 25 psi |
| 3" x 4" (76.2mm x 101.6mm) | 4" (101.6mm) | 4" (101.6mm) | 2785 | 2785B | 18 psi |
| 3-1/4" x 3-1/2" (82.6mm x 88.9mm) | 4" (101.6mm) | 3-1/2" (88.9mm) | 19796 * | -- | 25 psi |
| 3-1/2" x 4" (88.9mm x 101.6mm) | 4" (101.6mm) | 4" (101.6mm) | 19797 * | -- | 18 psi |

Note: An asterisk (*) denotes a new part number.

4 ply ARAMID Reinforced 180° Hose Couplers

- Vibrant Performance is excited to introduce a new offering of 180° Silicone Hose Couplers.
- Feature High Temperature Resistant Aramid Reinforcement Fabric between each layer of silicone which allows for an impressive Operating Temperature Range of -65° F to 500° F (-54° C to 260° C).
- Wall Thickness: Nominal 0.20" (5mm).
- **Not suitable for use with Oil/Fuel.** Please contact Vibrant if you require hoses capable of being used for Oil/Fuel service.
- Available only in Gloss Black.



| Hose I.D. | Leg Length From Tangent | Centerline Radius | Gloss Black Part No. | Max. Operating Pressure |
|-----------------|-------------------------|-------------------|----------------------|-------------------------|
| 1" (25.4mm) | 5-7/8" (150mm) | 1" (25.4mm) | 19655 * | 100 psi |
| 1-1/4" (31.8mm) | 5-1/2" (140mm) | 1-1/4" (31.8mm) | 19656 * | 93 psi |
| 1-1/2" (38.1mm) | 5-1/2" (140mm) | 1-1/2" (38.1mm) | 19658 * | 85 psi |
| 1-3/4" (44.5mm) | 5-1/2" (140mm) | 1-3/4" (44.5mm) | 19660 * | 75 psi |
| 2" (50.8mm) | 6-1/4" (160mm) | 2" (50.8mm) | 19662 * | 67 psi |
| 2-1/4" (57.2mm) | 5-7/8" (150mm) | 2-1/4" (57.2mm) | 19664 * | 57 psi |
| 2-1/2" (63.5mm) | 3-7/8" (100mm) | 2-1/2" (63.5mm) | 19666 * | 50 psi |
| 2-3/4" (69.9mm) | 3-7/8" (100mm) | 2-3/4" (69.9mm) | 19667 * | 43 psi |
| 3" (76.2mm) | 4-1/4" (108mm) | 3" (76.2mm) | 19668 * | 35 psi |
| 3-1/2" (88.9mm) | 4-3/4" (120mm) | 3-1/2" (88.9mm) | 19671 * | 25 psi |



4 ply Reinforced T-Hose Couplers

- Vibrant's new selection of Silicone T-Hose Couplers are very convenient for coolant and turbo intake plumbing projects.
- Feature Polyester Fabric Reinforcement. Operating Temperature Range of -65° F to 350° F (-54° C to 177° C).
- Wall Thickness: Nominal 0.20" (5mm).
- Suitable for Water, Coolant and Air service only. **Not suitable for Oil or Fuel Service.**
- Available only in Gloss Black.

| Hose I.D. | Hose Overall Length | Branch I.D. | Branch Length | Gloss Black Part No. | Max Operating Pressure |
|-----------------|---------------------|-----------------|---------------|----------------------|------------------------|
| 2" (50.8mm) | 4" (101.8mm) | 1" (25.4mm) | 1" (25.4mm) | 19685 * | 67 psi |
| 2-1/4" (57.2mm) | 4" (101.8mm) | 1" (25.4mm) | 1" (25.4mm) | 19687 * | 57 psi |
| 2-1/2" (63.5mm) | 4" (101.8mm) | 1" (25.4mm) | 1" (25.4mm) | 19689 * | 50 psi |
| 2-1/2" (63.5mm) | 4" (101.8mm) | 1-1/2" (38.1mm) | 1" (25.4mm) | 19695 * | 50 psi |
| 2-3/4" (69.9mm) | 4" (101.8mm) | 1" (25.4mm) | 1" (25.4mm) | 19690 * | 43 psi |
| 3" (76.2mm) | 4" (101.8mm) | 1" (25.4mm) | 1" (25.4mm) | 19691 * | 35 psi |
| 3" (76.2mm) | 4" (101.8mm) | 1-1/2" (38.1mm) | 1" (25.4mm) | 19697 * | 35 psi |

Vacuum Line Barb Fitting Assembly (for use with silicone hoses)

This convenient Vacuum Line Barb Fitting assembly is designed to be inserted into a silicone connector and provide a leak-free seal.

Simply punch an 8mm hole into your silicone connector and pop the fitting in place.

Each kit includes a CNC Machined Aluminum Barbed Fitting, Lock Nut, Washer and O-Ring seal.

For use with Vibrant Performance 3/16" (4mm) I.D. Vacuum Lines.



Part No. 12890



Hose Connector with Fitting Installed

Note: An asterisk (*) denotes a new part number.

Silicone Heater Hoses

- Vibrant Performance Silicone Heater Hoses are both flexible and durable.
- Suitable for Water, Coolant and Air Service.
- 1-ply Polyester reinforced.
- Operating Temp. Range: -65°F to 350°F (-54°C to 176°C).
- **Available in 5 foot and 20 foot lengths.**



Available in Gloss Black only.

| Hose I.D. | Hose O.D. | 5ft length Part No. | 20ft length Part No. | Max Operating Pressure |
|-----------------|------------------|---------------------|----------------------|------------------------|
| 1/4" (6.4mm) | 35/64" (14mm) | 20405 | 2040 | 85 psi |
| 5/16" (7.9mm) | 19/32" (15mm) | 20415 | 2041 | 85 psi |
| 3/8" (9.5mm) | 45/64" (17.8mm) | 20425 | 2042 | 80 psi |
| 1/2" (12.7mm) | 51/64" (20.3mm) | 20435 | 2043 | 80 psi |
| 5/8" (15.9mm) | 61/64" (24.1mm) | 20445 | 2044 | 70 psi |
| 3/4" (19.1mm) | 1-3/64" (26.7mm) | 20455 | 2045 | 70 psi |
| 7/8" (22.2mm) | 1-1/4" (31.8mm) | 20465 | 2046 | 60 psi |
| 1" (25.4mm) | 1-11/32" (34mm) | 20475 | 2047 | 50 psi |
| 1-1/4" (31.8mm) | 1-1/2" (38.1mm) | 20485 | 2048 | 50 psi |

Note: Silicone Heater Hose is NOT suitable for oil or fuel transfer.

Silicone Vacuum Hoses

Vibrant Performance Silicone Vacuum Hose is designed to avoid collapse under high vacuum operation and will not peel, crack or swell.

Bulk Rolls



| Hose I.D. | Hose Length | Black Part No. | Blue Part No. |
|---------------|---------------|----------------|---------------|
| 1/8" (3.2mm) | 50 ft (15.2m) | 2100 | 2100B |
| 5/32" (4mm) | 50 ft (15.2m) | 2101 | 2101B |
| 3/16" (4.8mm) | 25 ft (7.6m) | 2102 | 2102B |
| 1/4" (6.4mm) | 25 ft (7.6m) | 2103 | 2103B |
| 5/16" (8mm) | 10 ft (3m) | 2106 | 2106B |
| 3/8" (9.5mm) | 10 ft (3m) | 2107 | 2107B |
| 3/4" (19.1mm) | 10 ft (3m) | 2108 | 2108B |

Pit Packs



Part No. **2104**

Part No. **2104B**

Each Pit Pack includes:

- 5 feet of 1/8" (3.2mm) I.D. hose
- 10 feet of 5/32" (4mm) I.D. hose
- 4 feet of 3/16" (4.8mm) I.D. hose
- 4 feet of 1/4" (6.4mm) I.D. hose
- 2 feet of 3/8" (9.5mm) I.D. hose

Note: Vibrant Performance Silicone Heater Hose and Silicone Vacuum Hose can be supplied in custom bulk lengths and in custom hose colors. Minimum quantity for custom orders is 500 feet per size.

Non-Reinforced Silicone Hose Couplers

- Ideal for air intake / low pressure applications.
- Pair of Stainless Steel worm gear clamps included with each hose coupler.
- Wall thickness: 0.18" (4.6mm).
- Available in Black only.



Straight Hose



Transition Hose



90° Elbow Hose

Straight Hose

- Hose length: 3" (76.2mm)

| Hose I.D. | Part No. |
|-----------------|--------------|
| 3-1/2" (88.9mm) | 12701 |
| 4" (101.6mm) | 12702 |

Transition Hose

- Hose length: 3" (76.2mm)

| Outlet I.D. | Inlet I.D. | Part No. |
|-----------------|-----------------|--------------|
| 2-1/2" (63.5mm) | 3" (76.2mm) | 12711 |
| 3" (76.2mm) | 3-1/2" (88.9mm) | 12712 |
| 3" (76.2mm) | 4" (101.6mm) | 12713 |

90° Elbows

| Hose I.D. | Centerline Radius | Part No. |
|-----------------|-------------------|--------------|
| 3" (76.2mm) | 3-1/2" (88.9mm) | 12720 |
| 3-1/2" (88.9mm) | 4" (101.6mm) | 12721 |
| 4" (101.6mm) | 4-1/2" (114.3mm) | 12722 |

Stainless Steel Pinch Clamps (Sold in 10 packs)

- Made from 300 series Stainless Steel.
- Provides a 360 degree seal without gaps.
- Smooth Inner band avoids hose/tube damage.



| Clamp Range | Clamp Width | Part No. |
|---------------------------------|--------------|--------------|
| 0.24" - 0.28" (6.1mm - 7.1mm) | 13/64" (5mm) | 12270 |
| 0.28" - 0.34" (7.1mm - 8.6mm) | 13/64" (5mm) | 12271 |
| 0.31" - 0.37" (7.9mm - 9.4mm) | 13/64" (5mm) | 12272 |
| 0.37" - 0.47" (9.4mm - 11.9mm) | 9/32" (7mm) | 12273 |
| 0.44" - 0.54" (11.2mm - 13.7mm) | 9/32" (7mm) | 12274 |
| 0.50" - 0.60" (12.7mm - 15.2mm) | 9/32" (7mm) | 12275 |
| 0.57" - 0.67" (14.5mm - 17mm) | 9/32" (7mm) | 12276 |
| 0.63" - 0.76" (16mm - 19.3mm) | 9/32" (7mm) | 12277 |
| 0.70" - 0.83" (17.8mm - 21.1mm) | 9/32" (7mm) | 12278 |
| 0.80" - 0.93" (20.3mm - 23.6mm) | 9/32" (7mm) | 12280 |
| 0.89" - 1.01" (22.6mm - 25.7mm) | 9/32" (7mm) | 12281 |
| 1.00" - 1.13" (25.4mm - 28.7mm) | 9/32" (7mm) | 12282 |

Pinch Clamp Tool

- Durable Steel construction.
- Works with all sizes of Vibrant Performance Stainless Steel Pinch Clamps.



Part No. 12299

Fuel Injector Style Mini Hose Clamps (Sold in 10 packs)

- Zinc Plated Mild Steel construction.
- Rounded edges ensure clamp grips firmly without cutting the hose.
- Ideal for securing fuel, vacuum and windshield washer lines.



| Clamp Range | Clamp Width | Part No. |
|--------------------------------|--------------|--------------|
| 0.28" - 0.35" (7.1mm - 8.9mm) | 23/64" (9mm) | 12230 |
| 0.31" - 0.39" (7.9mm - 9.9mm) | 23/64" (9mm) | 12231 |
| 0.35" - 0.43" (8.9mm - 10.9mm) | 23/64" (9mm) | 12232 |
| 0.39" - 0.47" (9.9mm - 11.9mm) | 23/64" (9mm) | 12233 |
| 0.43" - 0.51" (10.9mm - 13mm) | 23/64" (9mm) | 12234 |
| 0.47" - 0.55" (11.9mm - 14mm) | 23/64" (9mm) | 12235 |
| 0.51" - 0.59" (13mm - 15mm) | 23/64" (9mm) | 12236 |
| 0.55" - 0.63" (14mm - 16mm) | 23/64" (9mm) | 12237 |
| 0.59" - 0.67" (15mm - 17mm) | 23/64" (9mm) | 12238 |
| 0.63" - 0.71" (16mm - 18mm) | 23/64" (9mm) | 12239 |

Stainless Steel Cushioned P-Clamps (Sold in 10 packs)

- Secure your hose with these lightweight Stainless Steel Clamps.
- Clamps are lined with Neoprene Rubber to protect your hose lines.

| Clamp I.D. | Clamp Width | Part No. |
|-----------------|---------------|--------------|
| 1/4" (6.4mm) | 19/32" (15mm) | 17190 |
| 3/8" (9.5mm) | 19/32" (15mm) | 17191 |
| 1/2" (12.7mm) | 19/32" (15mm) | 17192 |
| 5/8" (15.9mm) | 19/32" (15mm) | 17193 |
| 3/4" (19.1mm) | 19/32" (15mm) | 17194 |
| 1" (25.4mm) | 19/32" (15mm) | 17195 |
| 1-1/4" (31.8mm) | 19/32" (15mm) | 17196 |
| 1-1/2" (38.1mm) | 19/32" (15mm) | 17197 |



Stainless Steel T-Bolt Clamp (Sold in Pairs)

- Vibrant Performance T-Bolt Clamps provide reliable, leak proof connections for all types of hose and tube assemblies.
- Always use T-bolt Clamps to secure Reinforced Silicone Couplers.
- Features 300-Series Stainless Steel construction for outstanding corrosion resistance.



Band Width: 3/4" (19mm)

| Clamp Range | Use with Vibrant Hose | Part No. |
|-------------------------------|-----------------------|----------------|
| 1.26" - 1.47" (32mm - 37.5mm) | 1" I.D. | 2787 |
| 1.38" - 1.57" (35mm - 40mm) | 1-1/8" I.D. | 27802 * |
| 1.50" - 1.71" (38mm - 43.5mm) | 1-1/4" I.D. | 2788 |
| 1.65" - 1.89" (42mm - 48mm) | 1-3/8" I.D. | 27803 * |
| 1.73" - 1.95" (44mm - 49.5mm) | 1-1/2" I.D. | 2789 |
| 1.89" - 2.10" (48mm - 53.5mm) | 1-5/8" I.D. | 27804 * |
| 2.00" - 2.25" (50.8mm - 57mm) | 1.75" I.D. | 2790 |
| 2.28" - 2.51" (58mm - 64mm) | 2" I.D. | 2791 |
| 2.40" - 2.64" (61mm - 67mm) | 2-1/8" I.D. | 27806 * |
| 2.52" - 2.75" (64mm - 70mm) | 2-1/4" I.D. | 2792 |
| 2.63" - 2.87" (67mm - 73mm) | 2-3/8" I.D. | 27807 * |

| Clamp Range | Use with Vibrant Hose | Part No. |
|-------------------------------|-----------------------|----------------|
| 2.75" - 3.00" (70mm - 76mm) | 2-1/2" I.D. | 2793 |
| 3.00" - 3.23" (76mm - 82mm) | 2-3/4" I.D. | 2794 |
| 3.26" - 3.50" (83mm - 89mm) | 3" I.D. | 2795 |
| 3.38" - 3.62" (86mm - 92mm) | 3-1/8" I.D. | 27810 * |
| 3.50" - 3.74" (89mm - 95mm) | 3-1/4" I.D. | 2803 |
| 3.78" - 4.01" (96mm - 102mm) | 3-1/2" I.D. | 2796 |
| 4.21" - 4.49" (107mm - 113mm) | 4" I.D. | 2798 |
| 4.76" - 5.00" (121mm - 127mm) | 4-1/2" I.D. | 2797 |
| 5.27" - 5.51" (134mm - 140mm) | 5" I.D. | 2799 |
| 6.30" - 6.57" (160mm - 167mm) | 6" I.D. | 2804 |

Spring Loaded T-Bolt Clamps (Sold in Pairs)

- Vibrant Performance Spring Loaded T-Bolt Clamps are designed to compensate for hose fluctuations resulting from thermal and/or pressure changes that can cause a hose to expand or contract. The spring allows the clamps to adjust to provide even tension.
- Features 300-Series Stainless Steel construction for the clamp band and Floating Bridge. T-bolt, lock nut and spring are Zinc Plated Steel.
- Recommended Torque Spec: 50 in/lbs.



Band Width: 3/4" (19mm)

| Clamp Range | Use with Vibrant Hose | Part No. |
|-----------------------------------|-----------------------|--------------|
| 2.25" - 2.55" (57.1mm - 64.8mm) | 2" I.D. | 27820 |
| 2.46" - 2.76" (62.5mm - 70.1mm) | 2-1/4" I.D. | 27822 |
| 2.69" - 2.99" (68.3mm - 75.9mm) | 2-1/2" I.D. | 27825 |
| 2.94" - 3.24" (74.7mm - 82.3mm) | 2-3/4" I.D. | 27827 |
| 3.22" - 3.52" (81.8mm - 89.4mm) | 3" I.D. | 27830 |
| 3.53" - 3.83" (89.7mm - 97.3mm) | 3-1/4" I.D. | 27832 |
| 3.78" - 4.08" (96mm - 103.6mm) | 3-1/2" I.D. | 27835 |
| 4.28" - 4.58" (108.7mm - 116.3mm) | 4" I.D. | 27840 |
| 4.78" - 5.08" (121.4mm - 129mm) | 4-1/2" I.D. | 27845 |
| 5.28" - 5.58" (134.1mm - 141.7mm) | 5" I.D. | 27850 |
| 6.25" - 6.55" (158.7mm - 166.4mm) | 6" I.D. | 27860 |

Stainless Steel Worm Gear Clamps (Sold in 10 packs)

- Ideal for light to medium duty fastening applications (e.g. air intakes and vacuum hoses). Not recommended for high pressure applications.
- Features complete 300-Series Stainless Steel construction for outstanding corrosion resistance.



| Clamp Range | Band Width | Part No. |
|---------------------------------|---------------|--------------|
| 0.25" - 0.63" (6.4mm - 16mm) | 5/16" (7.9mm) | 12150 |
| 0.44" - 0.90" (11.2mm - 22.9mm) | 1/2" (12.7mm) | 12151 |
| 0.75" - 1.50" (19.1mm - 38.1mm) | 1/2" (12.7mm) | 12152 |
| 1.30" - 2.16" (33mm - 54.9mm) | 1/2" (12.7mm) | 12153 |
| 2.04" - 3.00" (51.8mm - 76.2mm) | 1/2" (12.7mm) | 12154 |
| 2.79" - 3.74" (70.9mm - 95mm) | 1/2" (12.7mm) | 12155 |
| 3.54" - 4.49" (89.9mm - 114mm) | 1/2" (12.7mm) | 12156 |
| 4.05" - 5.00" (102.9mm - 127mm) | 1/2" (12.7mm) | 12157 |
| 4.56" - 5.51" (115.8mm - 140mm) | 1/2" (12.7mm) | 12158 |

Note: An asterisk (*) denotes a new part number.

Air Intake

Vibrant Performance offers a comprehensive range of Air Intake Components for your custom forced induction or other air intake projects.

All Vibrant Performance Intake Components feature only the highest quality raw materials for optimum results.




Classic Air Filters



Shorty Classic Filters



Bellmouth Velocity Stacks



Open Funnel Filters

| | |
|---|----|
| Classic High Performance Air Filters | 64 |
| Shorty Air Filters | 64 |
| Air Filters for Bellmouth Velocity Stacks | 64 |
| Bellmouth Velocity Stacks | 65 |
| Crankcase Breather Filters | 65 |
| Mass Air Flow Sensor Adapters | 65 |

CLASSIC High Performance Air Filters

Vibrant Performance Classic Filters features a 4-ply cotton gauze filter element that allows for significantly more air flow than a stock filter while also providing excellent filtration of airborne particulate. Each filter is pre-oiled and is washable and reusable.

It is recommended that the filter element is cleaned every 10,000 - 15,000 miles (16,000 to 24,000 kilometers).



Available with Black filter cap only

| Inlet I.D. | Filter Cap O.D. | Filter Base O.D. | Overall Height | Part No. |
|------------------|-----------------|------------------|----------------|----------------|
| 2-1/4" (57.2mm) | 5" (127mm) | 5-1/2" (139.7mm) | 5-3/4" (146mm) | 10920 |
| 2-1/2" (63.5mm) | 5" (127mm) | 6" (152.4mm) | 6-1/2" (165mm) | 10921 |
| 2-3/4" (69.9mm) | 5" (127mm) | 6" (152.4mm) | 6-1/2" (165mm) | 10922 |
| 3" (76.2mm) | 5" (127mm) | 6" (152.4mm) | 6-1/2" (165mm) | 10923 |
| 3-1/4" (82.5mm) | 5" (127mm) | 6" (152.4mm) | 6-1/2" (165mm) | 10927 * |
| 3-1/2" (88.9mm) | 5" (127mm) | 5-3/4" (146mm) | 6-1/2" (165mm) | 10924 |
| 4" (101.6mm) | 5" (127mm) | 5-3/4" (146mm) | 6-1/4" (159mm) | 10925 |
| 4-1/2" (114.3mm) | 5" (127mm) | 5-1/4" (133.4mm) | 5-3/4" (146mm) | 10926 |

Shorty CLASSIC Air Filters

These very compact filters are ideal for today's congested engine bays, as well as for mounting to Turbo Inlets.

| Inlet I.D. | Filter Cap O.D. | Filter Base O.D. | Overall Height | Part No. |
|--------------|-----------------|------------------|----------------|--------------|
| 3" (76.2mm) | 5" (127mm) | 5-1/2" (139.7mm) | 4-3/8" (111mm) | 10930 |
| 4" (101.6mm) | 5" (127mm) | 5-1/2" (139.7mm) | 4-3/8" (111mm) | 10931 |
| 5" (127mm) | 5" (127mm) | 6" (152.4mm) | 4-3/8" (111mm) | 10932 |



CLASSIC Air Filters for Bellmouth Velocity Stacks



| Inlet I.D. | Filter Cap O.D. | Filter Base O.D. | Overall Height | Part No. |
|--------------|-----------------|------------------|------------------|--------------|
| 6" (152.4mm) | 5" (127mm) | 7-1/2" (190.5mm) | 5-3/8" (136.5mm) | 10960 |
| 7" (177.8mm) | 5" (127mm) | 8-1/2" (216mm) | 8-1/2" (216mm) | 10961 |

TECH TIP

Our Classic Series Air Filters feature an inverted cone end cap design that permits more efficient airflow.



OPEN FUNNEL High Performance Air Filters

Vibrant Performance Open Funnel Filters feature an inverted cap design which increases the filter surface area for improved air flow and excellent filtration of airborne particulate.

Note: OPEN FUNNEL Air Filters are not recommended for use on forced induction applications.

| Inlet I.D. | Filter Cap O.D. | Filter Base O.D. | Overall Height | Part No. |
|------------------|------------------|------------------|----------------|--------------|
| 2-1/2" (63.5mm) | 4-3/4" (120.7mm) | 5-3/4" (146mm) | 6-1/4" (159mm) | 1921C |
| 2-3/4" (69.9mm) | 4-3/4" (120.7mm) | 5-3/4" (146mm) | 6-1/4" (159mm) | 1923C |
| 3" (76.2mm) | 4-3/4" (120.7mm) | 6" (152.4mm) | 6-1/4" (159mm) | 2160C |
| 4-1/2" (114.3mm) | 4-3/4" (120.7mm) | 5-3/4" (146mm) | 6-3/8" (162mm) | 2161C |



Available with Chrome filter cap only

Note: An asterisk (*) denotes a new part number.

Aluminum Bellmouth Velocity Stacks

Vibrant Performance Bellmouth-style Velocity Stacks allow for less turbulent air to enter your intake, resulting in air flow improvements and, ultimately, torque and horsepower gains.

Spun from 1/8" (3mm) thick 6061 Aluminum Alloy.

| Inlet I.D. | Bellmouth O.D. | Part No. | Compatible Air Filter |
|-----------------|------------------|--------------|-----------------------|
| 2-1/2" (63.5mm) | 6" (152.4mm) | 10950 | 10960 |
| 3" (76.2mm) | 6" (152.4mm) | 10951 | 10960 |
| 3-1/2" (88.9mm) | 6" (152.4mm) | 10952 | 10960 |
| 4" (101.6mm) | 7" (177.8mm) | 10953 | 10961 |
| 5" (127mm) | 8-3/4" (222.3mm) | 10954 | -- |

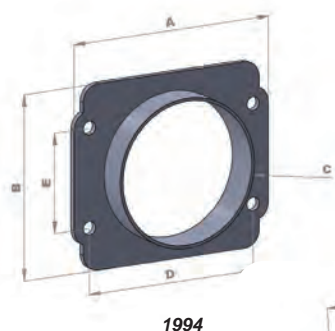


Crankcase Breather Filters – Clamp On Style

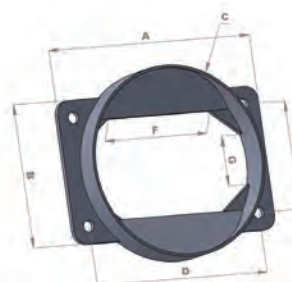
| Inlet I.D. | Filter O.D. | Overall Height | Filter Cap Color | Part No. |
|-----------------|------------------|-----------------|------------------|-------------|
| 3/8" (9.5mm) | 2-3/16" (55.6mm) | 3-1/8" (79.4mm) | Chrome | 2165 |
| 1/2" (12.7mm) | 2-3/16" (55.6mm) | 3-1/8" (79.4mm) | Chrome | 2167 |
| 5/8" (15.9mm) | 1-3/8" (34.9mm) | 2" (50.8mm) | Black | 2139 |
| 5/8" (15.9mm) | 2-3/16" (55.6mm) | 3-1/8" (79.4mm) | Chrome | 2166 |
| 3/4" (19.1mm) | 2-3/16" (55.6mm) | 3-1/8" (79.4mm) | Chrome | 2164 |
| 1" (25.4mm) | 2-3/16" (55.6mm) | 3-1/8" (79.4mm) | Chrome | 2168 |
| 1-1/4" (31.8mm) | 2-3/16" (55.6mm) | 3-1/4" (82.6mm) | Chrome | 2186 |
| 1-1/2" (38.1mm) | 3" (76.2mm) | 3-1/4" (82.6mm) | Chrome | 2188 |



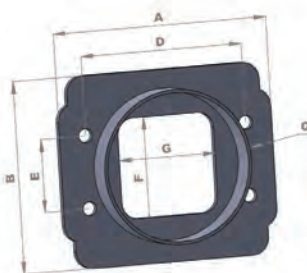
Aluminum Mass Air Flow Sensor Adapters




1994



1995



1996



1997

| Dimensions | Part No. 1994 | Part No. 1995 | Part No. 1996 | Part No. 1997 |
|--------------------------------------|-------------------------------|------------------------|-------------------------------|-------------------------------|
| A | 4-11/32" (110.5mm) | 5-1/4" (133.3mm) | 4-11/32" (110.2mm) | 4-11/32" (110mm) |
| B | 3-47/64" (94.7mm) | 3-21/64" (84.4mm) | 3-47/64" (94.7mm) | 3-47/64" (94.7mm) |
| C | 3" (76.2mm) | 4-1/2" (114.3mm) | 3" (76.2mm) | 3" (76.2mm) |
| D | 3-5/8" (92mm) | 4-7/16" (112.7mm) | 3-17/64" (83mm) | 3-13/32" (86.7mm) |
| E | 2" (50.8mm) | 2-33/64" (64mm) | 1-13/32" (36mm) | 2-13/16" (71.3mm) |
| F | N/A | 2-21/32" (67.4mm) | 1-61/64" (49.6mm) | 3-13/64" (81.4mm) |
| G | N/A | 1-13/64" (30.6mm) | 1-61/64" (49.6mm) | N/A |
| Compatible Vibrant Air Filter | Part No 10923, 10930 or 2160C | Part No 10926 or 2161C | Part No 10923, 10930 or 2160C | Part No 10923, 10930 or 2160C |

Tubing and Bends

Our comprehensive offering of premium quality Aluminum and Stainless Steel tubing and bends are consistent both dimensionally and in material composition, and require minimal preparation prior to welding.

Vibrant offers round tubing in a variety of bend angles, straight lengths and pie cut sections, in sizes ranging from 0.75" (19mm) to 5" (127mm). We also offer our very popular Oval Stainless Steel tubing, which are great for providing extra ground clearance and are available in 45° and 90° mandrel bends, straight lengths and pie cut sections.



Aluminum Tubing



Stainless Steel Oval Tubing

Schedule 10 Piping

Stainless Steel Tubing

| | |
|---|-------|
| Aluminum Tubing and Bends | 68-71 |
| 304 Stainless Steel Tubing and Bends | 72-75 |
| 304 Stainless Steel Pie Cuts | 75 |
| Stainless Steel Weld Wire | 75 |
| 304 Stainless Steel Oval Tubing and Bends | 76 |
| 321 Stainless Steel Tubing and Bends | 77-78 |
| 304 Stainless Steel Schedule 10 Weld Fittings | 79 |

Aluminum Tubing

Since 2001, Vibrant Performance has led the industry with our huge offering of lightweight, top quality 6061 Aluminum Mandrel Bends, Straight Tubing, Joiners and Transitions, available in a wide array of sizes ranging from 3/4" to 5" (19mm to 127mm) O.D.

Vibrant's Aluminum Tubing sets itself apart as it requires virtually no surface preparation prior to welding, making it the preferred choice of professional fabricators across many different industries. Be sure to choose Vibrant Performance for your next project!



180° Aluminum Bends (Mirror Polished Finish)

| Tube O.D. | Centerline Radius | Leg Length From Tangent | Wall Thickness | Part No. |
|-----------------|-------------------|-------------------------|----------------|---------------|
| 1-1/2" (38.1mm) | 2-1/4" (57.2mm) | 4" (100mm) | 1.6mm | 2863 |
| 1-3/4" (44.5mm) | 2-5/16" (58.5mm) | 4" (100mm) | 1.8mm | 2864 |
| 2" (50.8mm) | 2-1/2" (63.5mm) | 4" (100mm) | 1.8mm | 2865 |
| 2-1/2" (63.5mm) | 3-3/4" (95mm) | 4" (100mm) | 1.7mm | 2867 |
| 2-3/4" (69.9mm) | 4-1/8" (104mm) | 3-1/2" (90mm) | 1.5mm | 2868 |
| 3" (76.2mm) | 4-1/2" (114.3mm) | 3-1/2" (90mm) | 1.5mm | 2869 |
| 3-1/2" (88.9mm) | 4-3/4" (120mm) | 4" (100mm) | 1.8mm | 2870 * |
| 4" (101.6mm) | 5-15/16" (150mm) | 4" (100mm) | 2.1mm | 2871 * |



120° Aluminum Bends (Mirror Polished Finish)

| Tube O.D. | Centerline Radius | Leg Length From Tangent | Wall Thickness | Part No. |
|-----------------|-------------------|-------------------------|----------------|-------------|
| 1-1/2" (38.1mm) | 2-1/4" (57.2mm) | 4" (100mm) | 1.6mm | 2154 |
| 2" (50.8mm) | 2-1/2" (63.5mm) | 4" (100mm) | 1.8mm | 2823 |
| 2-1/2" (63.5mm) | 3-3/4" (95mm) | 3" (76.2mm) | 1.7mm | 2825 |
| 2-3/4" (69.9mm) | 4-1/8" (104mm) | 2-3/4" (70mm) | 1.5mm | 2826 |
| 3" (76.2mm) | 4-1/2" (114.3mm) | 2-9/16" (65mm) | 1.5mm | 2827 |
| 3-1/2" (88.9mm) | 4-3/4" (120mm) | 2-9/16" (65mm) | 1.8mm | 2828 |
| 4" (101.6mm) | 4-5/8" (116.2mm) | 2-9/16" (65mm) | 2.1mm | 2829 |



120° Ultra-Tight Radius Aluminum Bends (Brushed Finish)


| Tube O.D. | Centerline Radius | Leg Length From Tangent | Wall Thickness | Part No. |
|-----------------|-------------------|-------------------------------|----------------|----------------|
| 2-1/2" (63.5mm) | 1-3/4" (44.5mm) | 5" x 1-1/2" (127mm x 38mm) | 2mm | 12181 * |
| 3" (76.2mm) | 2-1/4" (57.1mm) | 5" x 1-1/2" (127mm x 38mm) | 2mm | 12186 * |
| 3-1/2" (88.9mm) | 2-1/2" (63.5mm) | 5" x 1-1/2" (127mm x 38mm) | 2mm | 12191 * |
| 4" (101.6mm) | 3" (76.2mm) | 5" x 1-1/2" (127mm x 38mm) | 2.2mm | 12196 * |



Note: An asterisk (*) denotes a new part number.

90° Aluminum Bends (Mirror Polished Finish)

| Tube O.D. | Centerline Radius | Leg Length From Tangent | Wall Thickness | Part No. |
|------------------|-------------------|-------------------------|----------------|---------------|
| 3/4" (19mm) | 1-3/16" (29mm) | 4" (100mm) | 1.2mm | 2114 |
| 1" (25.4mm) | 1-3/8" (35mm) | 4" (100mm) | 2mm | 2117 |
| 1-1/2" (38.1mm) | 2-1/4" (57.2mm) | 4" (100mm) | 1.6mm | 2158 |
| 1-3/4" (44.5mm) | 2-5/16" (58.5mm) | 4" (100mm) | 1.8mm | 2159 |
| 2" (50.8mm) | 2-1/2" (63.5mm) | 4" (100mm) | 1.8mm | 2884 |
| 2-1/4" (57.2mm) | 2-5/8" (65.5mm) | 4" (100mm) | 1.8mm | 2887 |
| 2-1/2" (63.5mm) | 3-3/4" (95mm) | 3-1/4" (83mm) | 1.7mm | 2178 |
| 2-3/4" (69.9mm) | 4-1/8" (104mm) | 2-1/2" (63.5mm) | 1.5mm | 2881 |
| 3" (76.2mm) | 4-1/2" (114.3mm) | 2-1/2" (63.5mm) | 1.5mm | 2176 |
| 3-1/4" (82.5mm) | 3-1/4" (82.5mm) | 5" (127mm) | 2mm | 2240 * |
| 3-1/2" (88.9mm) | 4-3/4" (120mm) | 2" (50mm) | 1.8mm | 2891 |
| 4" (101.6mm) | 4-5/8" (116.2mm) | 2" (50mm) | 1.8mm | 2876 |
| 4-1/2" (114.3mm) | 6-3/4" (171.5mm) | 4" (100mm) | 2.3mm | 2946 |
| 5" (127mm) | 7" (177.8mm) | 4" (100mm) | 2.4mm | 2976 |



90° Ultra-Tight Radius Aluminum Bends (Brushed Finish)

| Tube O.D. | Centerline Radius | Leg Length From Tangent | Wall Thickness | Part No. |
|-----------------|-------------------|-----------------------------|----------------|----------------|
| 2-1/2" (63.5mm) | 1-3/4" (44.5mm) | 5" x 2" (127mm x 50.8mm) | 2mm | 12180 * |
| 3" (76.2mm) | 2-1/4" (58mm) | 5" x 2" (127mm x 50.8mm) | 2mm | 12185 * |
| 3-1/2" (88.9mm) | 2-1/2" (63.5mm) | 5" x 2" (127mm x 50.8mm) | 2mm | 12190 * |
| 4" (101.6mm) | 3" (76.2mm) | 5" x 2" (127mm x 50.8mm) | 2.2mm | 12195 * |

NEW



60° Aluminum Bends (Mirror Polished Finish)

| Tube O.D. | Centerline Radius | Leg Length From Tangent | Wall Thickness | Part No. |
|-----------------|-------------------|-------------------------|----------------|-------------|
| 1-1/2" (38.1mm) | 2-1/4" (57.2mm) | 5-1/2" (140mm) | 1.6mm | 2152 |
| 2" (50.8mm) | 2-1/2" (63.5mm) | 6" (152mm) | 1.8mm | 2814 |
| 2-1/2" (63.5mm) | 3-3/4" (95mm) | 5-1/2" (140mm) | 1.7mm | 2817 |
| 2-3/4" (69.9mm) | 4-1/8" (104mm) | 5-1/2" (140mm) | 1.5mm | 2818 |
| 3" (76.2mm) | 4-1/2" (114.3mm) | 5-1/2" (140mm) | 1.5mm | 2819 |
| 3-1/2" (88.9mm) | 4-3/4" (120mm) | 5-1/2" (140mm) | 1.8mm | 2821 |
| 4" (101.6mm) | 4-5/8" (116.2mm) | 5-1/2" (140mm) | 1.8mm | 2822 |



"No-Weld" Aluminum Vacuum Line Fittings

Vibrant makes it easy for the DIY enthusiast to add a vacuum line to their intake tubing without welding. Be sure to pair these fittings with premium quality Vibrant Performance Silicone Vacuum Hose Lines (please refer to page 59).

| Description | Part No. |
|--|-------------|
| 3/8" (10mm) O.D. fitting with rubber grommet | 2895 |
| 5/8" (16mm) O.D. fitting with rubber grommet | 2896 |
| 3/4" (19mm) O.D. fitting with rubber grommet | 2897 |



Note: An asterisk (*) denotes a new part number.

45° Aluminum Bends (Mirror Polished Finish)

| Tube O.D. | Centerline Radius | Leg Length From Tangent | Wall Thickness | Part No. |
|------------------|--------------------------|--------------------------------|-----------------------|-----------------|
| 3/4" (19mm) | 1-3/16" (29mm) | 4" (100mm) | 1.2mm | 2115 |
| 1" (25.4mm) | 1-3/8" (35mm) | 4" (100mm) | 2mm | 2118 |
| 1-1/2" (38.1mm) | 2-1/4" (57.2mm) | 6" (152mm) | 1.6mm | 2156 |
| 1-3/4" (44.5mm) | 2-5/16" (58.5mm) | 6" (152mm) | 1.8mm | 2157 |
| 2" (50.8mm) | 2-1/2" (63.5mm) | 6-1/4" (160mm) | 1.8mm | 2883 |
| 2-1/4" (57.2mm) | 2-5/8" (65.5mm) | 6-1/4" (160mm) | 1.8mm | 2886 |
| 2-1/2" (63.5mm) | 3-3/4" (95mm) | 6" (152mm) | 1.7mm | 2177 |
| 2-3/4" (69.9mm) | 4-1/8" (104mm) | 6" (152mm) | 1.5mm | 2880 |
| 3" (76.2mm) | 4-1/2" (114.3mm) | 6" (152mm) | 1.5mm | 2175 |
| 3-1/4" (82.5mm) | 3-1/4" (82.5mm) | 5" (127mm) | 2mm | 2241 * |
| 3-1/2" (88.9mm) | 4-3/4" (120mm) | 5-3/4" (146mm) | 1.8mm | 2890 |
| 4" (101.6mm) | 4-5/8" (116.2mm) | 5-3/4" (146mm) | 1.8mm | 2875 |
| 4-1/2" (114.3mm) | 6-3/4" (171.5mm) | 4" (101mm) | 2.3mm | 2945 |
| 5" (127mm) | 7" (177.8mm) | 4" (101mm) | 2.4mm | 2975 |

30° Aluminum Bends (Mirror Polished Finish)

| Tube O.D. | Centerline Radius | Leg Length From Tangent | Wall Thickness | Part No. |
|------------------|--------------------------|--------------------------------|-----------------------|-----------------|
| 1-1/2" (38.1mm) | 2-1/4" (57.2mm) | 6-1/2" (165mm) | 1.6mm | 2150 |
| 2" (50.8mm) | 2-1/2" (63.5mm) | 6-1/2" (165mm) | 1.8mm | 2806 |
| 2-1/2" (63.5mm) | 3-3/4" (95mm) | 6-1/2" (165mm) | 1.7mm | 2808 |
| 2-3/4" (69.9mm) | 4-1/8" (104mm) | 6" (152mm) | 1.5mm | 2809 |
| 3" (76.2mm) | 4-1/2" (114.3mm) | 6" (152mm) | 1.5mm | 2811 |
| 3-1/2" (88.9mm) | 4-3/4" (120mm) | 5-1/2" (140mm) | 1.8mm | 2812 |
| 4" (101.6mm) | 4-5/8" (116.2mm) | 5-1/2" (140mm) | 1.8mm | 2813 |


Aluminum Straight Tubing (Mirror Polished Finish)

| Tube O.D. | Overall Length | Wall Thickness | Part No. |
|------------------|-----------------------|-----------------------|-----------------|
| 3/4" (19mm) | 18" (460mm) | 1.2mm | 2116 |
| 1" (25.4mm) | 18" (460mm) | 2mm | 2119 |
| 1-1/2" (38.1mm) | 18" (460mm) | 1.6mm | 2171 |
| 1-3/4" (44.5mm) | 18" (460mm) | 1.8mm | 2172 |
| 2" (50.8mm) | 18" (460mm) | 1.8mm | 2885 |
| 2-1/4" (57.2mm) | 18" (460mm) | 1.8mm | 2888 |
| 2-1/2" (63.5mm) | 18" (460mm) | 1.7mm | 2174 |
| 2-3/4" (69.9mm) | 18" (460mm) | 1.5mm | 2882 |
| 3" (76.2mm) | 18" (460mm) | 1.5mm | 2173 |
| 3-1/4" (82.5mm) | 18" (460mm) | 2mm | 2242 * |
| 3-1/2" (88.9mm) | 18" (460mm) | 1.8mm | 2892 |
| 4" (101.6mm) | 18" (460mm) | 1.8mm | 2877 |
| 4-1/2" (114.3mm) | 18" (460mm) | 2.3mm | 2947 |
| 5" (127mm) | 18" (460mm) | 2.4mm | 2977 |

Note: An asterisk (*) denotes a new part number.

Aluminum Transitions (Mirror Polished Finish)

| Small Side O.D. | Large Side O.D. | Overall Length | Wall Thickness | Part No. |
|-----------------|-----------------|----------------|----------------|--------------|
| 2" (50.8mm) | 2-1/2" (63.5mm) | 3" (76.2mm) | 1.8mm | 12061 |
| 2-1/2" (63.5mm) | 3" (76.2mm) | 3" (76.2mm) | 1.7mm | 12065 |
| 3" (76.2mm) | 3-1/2" (88.9mm) | 3" (76.2mm) | 1.5mm | 12067 |
| 3-1/2" (88.9mm) | 4" (101.6mm) | 3" (76.2mm) | 1.8mm | 12069 |



Aluminum Joiners with Bead Rolled Ends (Mirror Polished Finish)



| Tube O.D. | Overall Length | Wall Thickness | Part No. |
|-----------------|----------------|----------------|----------------|
| 1" (25.4mm) | 3" (76.2mm) | 2mm | 12046 |
| 1-1/4" (31.8mm) | 3" (76.2mm) | 1.5mm | 12047 |
| 1-1/2" (38.1mm) | 3" (76.2mm) | 1.6mm | 12049 |
| 1-3/4" (44.5mm) | 3" (76.2mm) | 1.8mm | 12048 |
| 2" (50.8mm) | 3" (76.2mm) | 1.8mm | 12050 |
| 2-1/4" (57.2mm) | 3" (76.2mm) | 1.8mm | 12051 |
| 2-1/2" (63.5mm) | 3" (76.2mm) | 1.7mm | 12052 |
| 2-3/4" (69.9mm) | 3" (76.2mm) | 1.5mm | 12053 |
| 3" (76.2mm) | 3" (76.2mm) | 1.5mm | 12054 |
| 3-1/4" (82.5mm) | 3" (76.2mm) | 2mm | 12057 * |
| 3-1/2" (88.9mm) | 3" (76.2mm) | 1.8mm | 12055 |
| 4" (101.6mm) | 3" (76.2mm) | 1.8mm | 12056 |

Tight Radius Cast Aluminum Elbows

| Elbow O.D. | Centerline Radius | Leg Length | Wall Thickness | Part No. |
|-----------------|-------------------|----------------|----------------|-------------|
| 2" (50.8mm) | 1-9/16" (39.9mm) | 7/16" (10.9mm) | 1/8" (3.2mm) | 2872 |
| 2-1/2" (63.5mm) | 2" (50.8mm) | 1/2" (12.7mm) | 1/8" (3.2mm) | 2873 |
| 3" (76.2mm) | 2-3/8" (60.3mm) | 5/8" (16.3mm) | 1/8" (3.2mm) | 2874 |



Manual Bead Roller

This sturdy and cost effective tool makes it easy to add a professional looking bead to all types of tubing. Great for Aluminum up to 14 gauge wall thickness (0.074" or 1.9mm) and also suitable for Titanium up to 18 gauge (0.048" or 1.20mm).


Made from high quality Steel and Aluminum components, this assembly comes complete with everything you need straight out of the box, including a convenient carrying case.

TECH TIP

Always apply the bead before welding the tubing to prevent swing clearance issues. Works best when secured in a vise.



Minimum tube diameter to use on this Bead Roller is 3/4" (19mm) O.D.



Produces a bead that is approx. 1/8" (2.4mm) tall and 1/4" (6.3mm) wide.



Bead Roller
Part No. 2990

Replacement Mandrel Shaft
Part No. 2993 *

Note: An asterisk (*) denotes a new part number.

304 Stainless Steel Tubing and Mandrel Bends

Vibrant Performance offers one of the most comprehensive collections of 304 Stainless Steel Tubing and Mandrel Bends. Fabricators can always rely on Vibrant to supply tubing and bends that are consistent both dimensionally and in material composition which requires minimal preparation before welding.

U-J Mandrel Bends - 304 Stainless Steel

| Tube O.D. | Centerline Radius | Leg Length A | Leg Length B | Leg Length C | Part No. |
|-----------------|-------------------|----------------|----------------|-----------------|-------------|
| 1-1/2" (38.1mm) | 3" (76.2mm) | 4" (101.6mm) | 7" (178mm) | 10" (254mm) | 2601 |
| 1-5/8" (41.3mm) | 2-1/4" (57.2mm) | 4-1/2" (114mm) | 8" (203mm) | 10" (254mm) | 2602 |
| 1-3/4" (44.5mm) | 2-3/4" (69.9mm) | 4-1/2" (114mm) | 8" (203mm) | 8" (203mm) | 2603 |
| 1-7/8" (47.6mm) | 3" (76.2mm) | 6" (152.4mm) | 7" (178mm) | 13" (330mm) | 2604 |
| 2" (50.8mm) | 4" (101.6mm) | 4-1/2" (114mm) | 6-1/2" (165mm) | 7" (178mm) | 2605 |
| 2-1/4" (57.2mm) | 3-1/2" (88.9mm) | 4-1/2" (114mm) | 7-1/2" (190mm) | 8" (203mm) | 2607 |
| 2-1/2" (63.5mm) | 3-1/2" (88.9mm) | 5-1/2" (140mm) | 7" (178mm) | 7" (178mm) | 2609 |
| 2-3/4" (69.9mm) | 4-1/8" (105mm) | 5-1/2" (140mm) | 7" (178mm) | 11" (279mm) | 2615 |
| 3" (76.2mm) | 5" (127mm) | 9" (228mm) | 9-1/2" (241mm) | 10-1/2" (267mm) | 2611 |
| 3-1/2" (88.9mm) | 5-1/2" (140mm) | 7" (178mm) | 9" (228mm) | 9" (228mm) | 2612 |
| 4" (101.6mm) | 6" (152.4mm) | 7-1/2" (190mm) | 8-1/2" (216mm) | 10" (254mm) | 2613 |



Our popular U-J Bends are a great value, providing a 180° bend, 45° bend and a straight leg in one unit.


180° Mandrel Bends - 304 Stainless Steel

| Tube O.D. | Centerline Radius | Leg length From Tangent | Part No. |
|-----------------|-------------------|-------------------------|----------------|
| 1" (25.4mm) | 2" (50.8mm) | 4" (101.6mm) | 26120 |
| 1-1/4" (31.8mm) | 2" (50.8mm) | 4" (101.6mm) | 2617 |
| 1-1/4" (31.8mm) | 2-3/4" (69.9mm) | 4" (101.6mm) | 2618 |
| 1-3/8" (34.9mm) | 2-3/8" (60.3mm) | 4" (101.6mm) | 2619 |
| 1-1/2" (38.1mm) | 1-1/2" (38.1mm) | 4" (101.6mm) | 2620 |
| 1-1/2" (38.1mm) | 2-3/8" (60.3mm) | 4" (101.6mm) | 2694 |
| 1-5/8" (41.3mm) | 1-5/8" (41.3mm) | 4" (101.6mm) | 2621 |
| 1-5/8" (41.3mm) | 2-1/2" (63.5mm) | 4" (101.6mm) | 26950 |
| 1-3/4" (44.5mm) | 1-3/4" (44.5mm) | 5" (127mm) | 2622 |
| 1-3/4" (44.5mm) | 2-1/8" (54mm) | 4" (101.6mm) | 2699 |
| 1-3/4" (44.5mm) | 2-5/8" (66.7mm) | 4" (101.6mm) | 2696 |
| 1-7/8" (47.6mm) | 2" (50.8mm) | 6" (152.4mm) | 2623 |
| 1-7/8" (47.6mm) | 3" (76.2mm) | 5" (127mm) | 2697 |
| 2" (50.8mm) | 2" (50.8mm) | 6" (152.4mm) | 2624 |
| 2" (50.8mm) | 2-1/2" (63.5mm) | 5" (127mm) | 2698 |
| 2" (50.8mm) | 3" (76.2mm) | 5" (127mm) | 26230 |
| 2" (50.8mm) | 4" (101.6mm) | 5" (127mm) | 26240 |
| 2-1/8" (54mm) | 3-1/8" (79.4mm) | 5" (127mm) | 2625 |
| 2-1/4" (57.2mm) | 3-3/8" (85mm) | 5" (127mm) | 2626 |
| 2-3/8" (60.3mm) | 3-1/2" (88.9mm) | 6" (152.4mm) | 2627 |
| 2-1/2" (63.5mm) | 2-1/2" (63.5mm) | 4-1/2" (114 mm) | 2684 |
| 2-1/2" (63.5mm) | 3-1/2" (88.9mm) | 6" (152.4mm) | 2628 |
| 2-3/4" (69.9mm) | 4-1/8" (105mm) | 6" (152.4mm) | 2629 |
| 3" (76.2mm) | 3" (76.2mm) | 7" (178mm) | 26330 * |
| 3" (76.2mm) | 3-3/4" (95mm) | 8" (203mm) | 26395 * |
| 3" (76.2mm) | 5" (127mm) | 6" (152.4mm) | 2656 |
| 3-1/2" (88.9mm) | 5-1/2" (140mm) | 6" (152.4mm) | 2657 |
| 4" (101.6mm) | 6" (152.4mm) | 8" (203mm) | 2658 |
| 5" (127mm) | 7-1/2" (190mm) | 12" (305mm) | 2659 |



Note: An asterisk () denotes a new part number.*

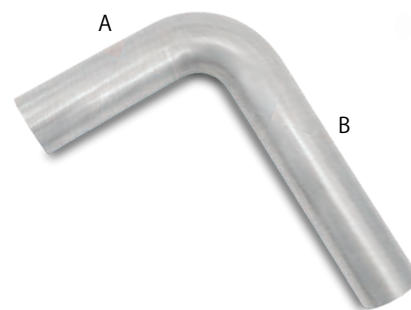
120° Mandrel Bends - 304 Stainless Steel



| Tube O.D. | Centerline Radius | Leg length A From Tangent | Leg length B From Tangent | Part No. |
|-----------------|-------------------|------------------------------|------------------------------|----------------|
| 1-1/4" (31.8mm) | 2-3/4" (69.9mm) | 4" (101.6mm) | 12" (305mm) | 13000 |
| 1-1/2" (38.1mm) | 1-1/2" (38.1mm) | 4" (101.6mm) | 12" (305mm) | 13002 |
| 1-5/8" (41.3mm) | 1-5/8" (41.3mm) | 4" (101.6mm) | 12" (305mm) | 13003 |
| 1-3/4" (44.5mm) | 1-3/4" (44.5mm) | 6" (152.4mm) | 12" (305mm) | 13004 |
| 1-7/8" (47.6mm) | 2" (50.8mm) | 4" (101.6mm) | 12" (305mm) | 13005 |
| 2" (50.8mm) | 2" (50.8mm) | 4" (101.6mm) | 12" (305mm) | 13006 |
| 2-1/4" (57.2mm) | 3-3/8" (85mm) | 4" (101.6mm) | 12" (305mm) | 13008 |
| 2-3/8" (60.3mm) | 3-1/2" (88.9mm) | 5" (127mm) | 12" (305mm) | 13009 |
| 2-1/2" (63.5mm) | 3-1/2" (88.9mm) | 5" (127mm) | 12" (305mm) | 13010 |
| 3" (76.2mm) | 3" (76.2mm) | 7" (178mm) | 12" (305mm) | 13013 * |
| 3" (76.2mm) | 5" (127mm) | 5" (127mm) | 12" (305mm) | 13012 |

90° Mandrel Bends - 304 Stainless Steel

| Tube O.D. | Centerline Radius | Leg length A From Tangent | Leg length B From Tangent | Part No. |
|-----------------|-------------------|------------------------------|------------------------------|--------------|
| 1" (25.4mm) | 2" (50.8mm) | 4" (101.6mm) | 12" (305mm) | 13028 |
| 1-1/4" (31.8mm) | 2" (50.8mm) | 4" (101.6mm) | 12" (305mm) | 13029 |
| 1-1/4" (31.8mm) | 2-3/4" (69.9mm) | 4" (101.6mm) | 12" (305mm) | 13030 |
| 1-3/8" (34.9mm) | 2-3/8" (60.3mm) | 4" (101.6mm) | 12" (305mm) | 13031 |
| 1-1/2" (38.1mm) | 1-1/2" (38.1mm) | 4" (101.6mm) | 12" (305mm) | 13032 |
| 1-1/2" (38.1mm) | 2-3/8" (60.3mm) | 4" (101.6mm) | 12" (305mm) | 13046 |
| 1-5/8" (41.3mm) | 1-5/8" (41.3mm) | 4" (101.6mm) | 12" (305mm) | 13033 |
| 1-5/8" (41.3mm) | 2-5/8" (66.7mm) | 5" (127mm) | 12" (305mm) | 13047 |
| 1-3/4" (44.5mm) | 1-3/4" (44.5mm) | 5" (127mm) | 12" (305mm) | 13034 |
| 1-3/4" (44.5mm) | 2-5/8" (66.7mm) | 5" (127mm) | 12" (305mm) | 13048 |
| 1-7/8" (47.6mm) | 2" (50.8mm) | 4" (101.6mm) | 12" (305mm) | 13035 |
| 2" (50.8mm) | 2" (50.8mm) | 4" (101.6mm) | 12" (305mm) | 13036 |
| 2" (50.8mm) | 2-1/2" (63.5mm) | 4" (101.6mm) | 12" (305mm) | 13050 |
| 2" (50.8mm) | 3" (76.2mm) | 4" (101.6mm) | 12" (305mm) | 13055 |
| 2-1/8" (54mm) | 3-1/8" (79.4mm) | 4" (101.6mm) | 12" (305mm) | 13037 |
| 2-1/4" (57.2mm) | 3-3/8" (85mm) | 4" (101.6mm) | 12" (305mm) | 13038 |
| 2-3/8" (60.3mm) | 3-1/2" (88.9mm) | 4" (101.6mm) | 12" (305mm) | 13039 |
| 2-1/2" (63.5mm) | 2-1/2" (63.5mm) | 4" (101.6mm) | 12" (305mm) | 13051 |
| 2-1/2" (63.5mm) | 3-1/2" (88.9mm) | 5" (127mm) | 12" (305mm) | 13040 |
| 2-3/4" (69.9mm) | 2-3/4" (69.9mm) | 4" (101.6mm) | 12" (305mm) | 13052 |
| 2-3/4" (69.9mm) | 4-1/8" (105mm) | 5" (127mm) | 12" (305mm) | 13041 |
| 3" (76.2mm) | 3" (76.2mm) | 7" (178mm) | 12" (305mm) | 13053 |
| 3" (76.2mm) | 5" (127mm) | 6" (152.4mm) | 12" (305mm) | 13042 |
| 3-1/2" (88.9mm) | 4-3/16" (106mm) | 6" (152.4mm) | 8" (203mm) | 13058 |
| 3-1/2" (88.9mm) | 5-1/2" (140mm) | 8" (203mm) | 8" (203mm) | 13043 |
| 4" (101.6mm) | 6" (152.4mm) | 6" (152.4mm) | 6" (152.4mm) | 13044 |
| 5" (127mm) | 7-1/2" (190mm) | 6" (152.4mm) | 6" (152.4mm) | 13045 |



Note: An asterisk (*) denotes a new part number.

60° Mandrel Bends - 304 Stainless Steel



| <i>Tube O.D.</i> | <i>Centerline Radius</i> | <i>Leg length From Tangent</i> | <i>Part No.</i> |
|------------------|--------------------------|------------------------------------|-----------------|
| 1-1/2" (38.1mm) | 1-1/2" (38.1mm) | 6" (152.4mm) | 13062 |
| 1-3/4" (44.5mm) | 1-3/4" (44.5mm) | 6" (152.4mm) | 13064 |
| 2" (50.8mm) | 2" (50.8mm) | 6" (152.4mm) | 13066 |
| 2-1/4" (57.2mm) | 3-3/8" (85mm) | 6" (152.4mm) | 13068 |
| 2-1/2" (63.5mm) | 3-1/2" (88.9mm) | 6" (152.4mm) | 13070 |
| 2-3/4" (69.9mm) | 4-1/8" (105mm) | 6" (152.4mm) | 13071 |
| 3" (76.2mm) | 5" (127mm) | 6" (152.4mm) | 13072 |
| 3-1/2" (88.9mm) | 5-1/2" (140mm) | 6" (152.4mm) | 13073 |
| 4" (101.6mm) | 6" (152.4mm) | 6" (152.4mm) | 13074 |

45° Mandrel Bends - 304 Stainless Steel

| <i>Tube O.D.</i> | <i>Centerline Radius</i> | <i>Leg length From Tangent</i> | <i>Part No.</i> |
|------------------|--------------------------|------------------------------------|-----------------|
| 1" (25.4mm) | 2" (50.8mm) | 5" (127mm) | 13088 |
| 1-1/4" (31.8mm) | 2" (50.8mm) | 5" (127mm) | 13089 |
| 1-3/8" (34.9mm) | 2-3/8" (60.3mm) | 5" (127mm) | 13091 |
| 1-1/2" (38.1mm) | 1-1/2" (38.1mm) | 6" (152.4mm) | 13092 |
| 1-1/2" (38.1mm) | 2-3/8" (60.3mm) | 6" (152.4mm) | 13106 |
| 1-5/8" (41.3mm) | 2-1/2" (63.5mm) | 6" (152.4mm) | 13093 |
| 1-3/4" (44.5mm) | 1-3/4" (44.5mm) | 6" (152.4mm) | 13094 |
| 1-3/4" (44.5mm) | 2-5/8" (66.7mm) | 6" (152.4mm) | 13108 |
| 1-7/8" (47.6mm) | 2" (50.8mm) | 6" (152.4mm) | 13095 |
| 2" (50.8mm) | 2" (50.8mm) | 6" (152.4mm) | 13096 |
| 2" (50.8mm) | 3" (76.2mm) | 6" (152.4mm) | 13110 |
| 2-1/8" (54mm) | 3-1/8" (79.4mm) | 6" (152.4mm) | 13097 |
| 2-1/4" (57.2mm) | 3-3/8" (85mm) | 6" (152.4mm) | 13098 |
| 2-3/8" (60.3mm) | 3-1/2" (88.9mm) | 6" (152.4mm) | 13099 |
| 2-1/2" (63.5mm) | 3-1/2" (88.9mm) | 6" (152.4mm) | 13100 |
| 2-3/4" (69.9mm) | 4-1/8" (105mm) | 6" (152.4mm) | 13101 |
| 3" (76.2mm) | 5" (127mm) | 6" (152.4mm) | 13102 |
| 3-1/2" (88.9mm) | 5-1/2" (140mm) | 6" (152.4mm) | 13103 |
| 4" (101.6mm) | 6" (152.4mm) | 6" (152.4mm) | 13104 |
| 5" (127mm) | 7-1/2" (190mm) | 8" (203mm) | 13105 |




15° Mandrel Bends - 304 Stainless Steel



| <i>Tube O.D.</i> | <i>Centerline Radius</i> | <i>Leg length From Tangent</i> | <i>Part No.</i> |
|------------------|--------------------------|------------------------------------|-----------------|
| 1" (25.4mm) | 2" (50.8mm) | 4" (101.6mm) | 13120 |
| 1-1/4" (31.8mm) | 2" (50.8mm) | 4" (101.6mm) | 13121 |
| 1-1/2" (38.1mm) | 1-1/2" (38.1mm) | 4" (101.6mm) | 13122 |
| 1-5/8" (41.3mm) | 2-1/2" (63.5mm) | 4" (101.6mm) | 13123 |
| 1-3/4" (44.5mm) | 1-3/4" (44.5mm) | 4" (101.6mm) | 13124 |
| 1-7/8" (47.6mm) | 2" (50.8mm) | 4" (101.6mm) | 13125 |
| 2" (50.8mm) | 2" (50.8mm) | 4" (101.6mm) | 13126 |
| 2-1/4" (57.2mm) | 3-3/8" (85mm) | 4" (101.6mm) | 13128 |
| 2-1/2" (63.5mm) | 3-1/2" (88.9mm) | 5" (127mm) | 13130 |
| 3" (76.2mm) | 5" (127mm) | 5" (127mm) | 13132 |
| 3-1/2" (88.9mm) | 5-1/2" (140mm) | 5" (127mm) | 13133 |
| 4" (101.6mm) | 6" (152.4mm) | 5" (127mm) | 13134 |

Straight Tubing - 304 Stainless Steel

- Wall Thickness = 0.065" (1.65mm)



| Tube O.D. | Length | Part No. |
|-----------------|--------------|----------|
| 1" (25.4mm) | 5 ft. (1.5m) | 2597 |
| 1-1/4" (31.8mm) | 5 ft. (1.5m) | 2634 |
| 1-3/8" (34.9mm) | 5 ft. (1.5m) | 2635 |
| 1-1/2" (38.1mm) | 5 ft. (1.5m) | 2636 |
| 1-5/8" (41.3mm) | 5 ft. (1.5m) | 2637 |
| 1-3/4" (44.5mm) | 5 ft. (1.5m) | 2638 |
| 1-7/8" (47.6mm) | 5 ft. (1.5m) | 2639 |
| 2" (50.8mm) | 5 ft. (1.5m) | 2645 |
| 2-1/8" (54mm) | 5 ft. (1.5m) | 2646 |
| 2-1/4" (57.2mm) | 5 ft. (1.5m) | 2640 |
| 2-3/8" (60.3mm) | 5 ft. (1.5m) | 2647 |
| 2-1/2" (63.5mm) | 5 ft. (1.5m) | 2641 |
| 2-3/4" (69.9mm) | 5 ft. (1.5m) | 2648 |
| 3" (76.2mm) | 5 ft. (1.5m) | 2642 |
| 3-1/2" (88.9mm) | 5 ft. (1.5m) | 2643 |
| 4" (101.6mm) | 5 ft. (1.5m) | 2644 |
| 5" (127mm) | 5 ft. (1.5m) | 2649 |

Transition Adapters - 304 Stainless Steel



| Small O.D. | Large O.D. | Length | Part No. |
|-----------------|-----------------|--------------|----------|
| 1" (25.4mm) | 1-1/2" (38.1mm) | 2" (50.8mm) | 2687 * |
| 1-1/2" (38.1mm) | 2" (50.8mm) | 2" (50.8mm) | 2685 |
| 1-1/2" (38.1mm) | 3" (76.2mm) | 6" (152.4mm) | 2692 * |
| 2" (50.8mm) | 2-1/2" (63.5mm) | 2" (50.8mm) | 2686 |
| 2" (50.8mm) | 4" (101.6mm) | 8" (203mm) | 2693 * |
| 2-1/2" (63.5mm) | 3" (76.2mm) | 2" (50.8mm) | 2630 |
| 3" (76.2mm) | 4" (101.6mm) | 4" (101.6mm) | 2632 |

Tight Radius Pie Cuts - 304 Stainless Steel

- 6 pie cuts @ 15° per cut = 90° elbow




| Tube O.D. | Centerline Radius | Part No. |
|-----------------|-------------------|----------|
| 1-1/2" (38.1mm) | 2" (50mm) | 13615 |
| 1-3/4" (44.5mm) | 2-1/16" (53mm) | 13617 |
| 2" (50.8mm) | 2-1/4" (56mm) | 13620 |
| 2-1/4" (57.2mm) | 2-3/8" (59mm) | 13622 |
| 2-1/2" (63.5mm) | 2-1/2" (63mm) | 13625 |
| 3" (76.2mm) | 2-3/4" (69mm) | 13630 |
| 3-1/2" (88.9mm) | 3" (76mm) | 13635 |
| 4" (101.6mm) | 3-1/4" (82mm) | 13640 |

Stainless Steel Tig Weld Wire

Vibrant Performance offers a wide array of TIG Weld Wire in several popular Stainless Steel grades and thicknesses. Vibrant Weld Wire offers outstanding weld properties so that you can lay down a top quality bead. Sold in cost effective 1lb. and 3lb. pre-packs so you can buy only what you need.

Call to inquire about Bulk Quantities.

| Material Grade | Rod Thickness | Rod Length | 1lb Box Part No. | 3lb Box Part No. |
|---|----------------|-------------|------------------|------------------|
| Stainless - ER308L (for welding 304 S.S. to 304 S.S.) | 0.035" (0.9mm) | 36" (914mm) | 29131 | 29133 |
| | 0.045" (1.1mm) | 36" (914mm) | 29141 | 29143 |
| | 0.062" (1.6mm) | 36" (914mm) | 29161 | 29163 |
| Stainless - ER309L (for welding 304 S.S. to Mild Steel) | 0.035" (0.9mm) | 36" (914mm) | 29231 | 29233 |
| | 0.045" (1.1mm) | 36" (914mm) | 29241 | 29243 |
| | 0.062" (1.6mm) | 36" (914mm) | 29261 | 29263 |
| Stainless - ER347 (for welding 321 S.S. to 321 S.S.) | 0.047" (1.1mm) | 36" (914mm) | 29441 * | -- |



Note: An asterisk (*) denotes a new part number.

Oval Horizontal Plane Mandrel Bends - 304 Stainless Steel




| Tube Size | Centerline Radius | Leg Length | Bend Angle | Part No. |
|---|---------------------|----------------------------------|------------|----------|
| Nominal 3" 2-3/16" x 3-1/2" (55mm x 88.9mm) | 4-1/2" (114.3mm) | 6" x 6" (152.4mm) | 45° | 13189 |
| Nominal 3" 2-3/16" x 3-1/2" (55mm x 88.9mm) | 4-1/2" (114.3mm) | 6" x 6" (152.4mm) | 90° | 13191 |
| Nominal 3-1/2" 2-7/16" x 4-1/16" (62mm x 103.5mm) | 5-1/4" (133mm) | 6-1/4" x 7-1/2" (158 x 190mm) | 45° | 13192 |
| Nominal 3-1/2" 2-7/16" x 4-1/16" (62mm x 103.5mm) | 5-1/4" (133mm) | 6" x 6" (152.4mm) | 90° | 13194 |

Oval Vertical Plane Mandrel Bends - 304 Stainless Steel

| Tube Size | Centerline Radius | Leg Length | Bend Angle | Part No. |
|---|-------------------|----------------------|------------|----------|
| Nominal 3" 2-3/16" x 3-1/2" (55mm x 88.9mm) | 3-1/4" (81mm) | 6" x 6" (152.4mm) | 45° | 13200 |
| Nominal 3" 2-3/16" x 3-1/2" (55mm x 88.9mm) | 3-1/2" (89mm) | 6" x 6" (152.4mm) | 90° | 13202 |




Oval Straight Tubing - 304 Stainless Steel



| Tube Size | Overall Length | Part No. |
|---|-----------------------|----------|
| Nominal 3" 2-3/16" x 3-1/2" (55mm x 88.9mm) | 5 ft. (1.5 meters) | 13182 |
| Nominal 3-1/2" 2-7/16" x 4-1/16" (62mm x 103.5mm) | 5 ft. (1.5 meters) | 13183 |
| Nominal 4" 2-5/8" x 4-11/16" (66mm x 119mm) | 5 ft. (1.5 meters) | 13184 |

Oval to Round Transitions - 304 Stainless Steel



| Oval Size | Round Size | Length | Part No. |
|---|-------------------------|-----------------|----------|
| Nominal 3" 2-3/16" x 3-1/2" (55mm x 88.9mm) | 3" O.D. (76.2mm) | 6" (152.4mm) | 13170 |
| Nominal 3-1/2" 2-7/16" x 4-1/16" (62mm x 103.5mm) | 3-1/2" O.D. (88.9mm) | 6" (152.4mm) | 13171 |
| Nominal 4" 2-5/8" x 4-11/16" (66mm x 119mm) | 4" O.D. (101.6mm) | 6" (152.4mm) | 13172 |


Oval Horizontal Plane Pie Cuts - 304 Stainless Steel



NEW

TECH TIP

Combine tight and loose radius oval pie cuts to create unique compound angles



NEW

Oval Vertical Plane Pie Cuts - 304 Stainless Steel

| Nominal Tube Size | Centerline Radius | Pie Cuts/Pack | Part No. |
|-------------------|-------------------|------------------------|----------|
| 3" | 75mm | 3 pcs @ 15° each = 45° | 13570 * |
| 3" | 95mm | 5 pcs @ 9° each = 45° | 13575 * |
| 3-1/2" | 83mm | 3 pcs @ 15° each = 45° | 13580 * |
| 3-1/2" | 103.5mm | 5 pcs @ 9° each = 45° | 13585 * |
| 4" | 92mm | 3 pcs @ 15° each = 45° | 13590 * |
| 4" | 112mm | 5 pcs @ 9° each = 45° | 13595 * |

| Nominal Tube Size | Centerline Radius | Pie Cuts/Pack | Part No. |
|-------------------|-------------------|------------------------|----------|
| 3" | 59.3mm | 3 pcs @ 15° each = 45° | 13571 * |
| 3" | 79mm | 5 pcs @ 9° each = 45° | 13576 * |
| 3-1/2" | 60.9mm | 3 pcs @ 15° each = 45° | 13581 * |
| 3-1/2" | 81.2mm | 5 pcs @ 9° each = 45° | 13586 * |
| 4" | 62.9mm | 3 pcs @ 15° each = 45° | 13591 * |
| 4" | 84.1mm | 5 pcs @ 9° each = 45° | 13596 * |

Note: An asterisk (*) denotes a new part number.

321 Stainless Steel Tubing and Mandrel Bends

Vibrant Performance is excited to introduce our new offering of 321 Stainless Steel Tubing and Mandrel Bends, which performs better than 304 Stainless Steel at prolonged, elevated operating temperatures (800°F to 1500°F / 427°C to 816°C), making it highly recommended for use in forced induction applications. 321 Stainless Steel also features superior corrosion resistance and withstands tensile stress and stress fractures better than 304 Stainless Steel.

180° U-Bends - 321 Stainless Steel



18 Gauge Wall Thickness - 0.049" (1.2mm)

| Tube O.D. | Centerline Radius | Leg Length From Tangent | Part No. |
|-----------------|-------------------|-------------------------|----------------|
| 1-1/2" (38.1mm) | 2-1/4" (57.2mm) | 6" x 6" (152mm x 152mm) | 13820 * |
| 1-3/4" (44.5mm) | 2-5/8" (66.7mm) | 6" x 6" (152mm x 152mm) | 13822 * |
| 2" (50.8mm) | 3" (76.2mm) | 6" x 6" (152mm x 152mm) | 13824 * |
| 2-1/4" (57.2mm) | 3-3/8" (85mm) | 6" x 6" (152mm x 152mm) | 13826 * |
| 2-1/2" (63.5mm) | 3-3/4" (95mm) | 6" x 6" (152mm x 152mm) | 13828 * |
| 3" (76.2mm) | 4-1/2" (114.3mm) | 6" x 6" (152mm x 152mm) | 13830 * |

16 Gauge Wall Thickness - 0.065" (1.5mm)

| Tube O.D. | Centerline Radius | Leg Length From Tangent | Part No. |
|-----------------|-------------------|-------------------------|----------------|
| 1-1/2" (38.1mm) | 2-1/4" (57.2mm) | 6" x 6" (152mm x 152mm) | 13840 * |
| 1-3/4" (44.5mm) | 2-5/8" (66.7mm) | 6" x 6" (152mm x 152mm) | 13842 * |
| 2" (50.8mm) | 3" (76.2mm) | 6" x 6" (152mm x 152mm) | 13844 * |
| 2-1/4" (57.2mm) | 3-3/8" (85mm) | 6" x 6" (152mm x 152mm) | 13846 * |
| 2-1/2" (63.5mm) | 3-3/4" (95mm) | 6" x 6" (152mm x 152mm) | 13848 * |
| 3" (76.2mm) | 4-1/2" (114.3mm) | 6" x 6" (152mm x 152mm) | 13850 * |

90° U-Bends - 321 Stainless Steel

18 Gauge Wall Thickness - 0.049" (1.2mm)

| Tube O.D. | Centerline Radius | Leg Length From Tangent | Part No. |
|-----------------|-------------------|-------------------------|----------------|
| 1-1/2" (38.1mm) | 2-1/4" (57.2mm) | 6" x 6" (152mm x 152mm) | 13860 * |
| 1-3/4" (44.5mm) | 2-5/8" (66.7mm) | 6" x 6" (152mm x 152mm) | 13862 * |
| 2" (50.8mm) | 3" (76.2mm) | 6" x 6" (152mm x 152mm) | 13864 * |
| 2-1/4" (57.2mm) | 3-3/8" (85mm) | 6" x 6" (152mm x 152mm) | 13866 * |
| 2-1/2" (63.5mm) | 3-3/4" (95mm) | 6" x 6" (152mm x 152mm) | 13868 * |
| 3" (76.2mm) | 4-1/2" (114.3mm) | 6" x 6" (152mm x 152mm) | 13870 * |

16 Gauge Wall Thickness - 0.065" (1.5mm)

| Tube O.D. | Centerline Radius | Leg Length From Tangent | Part No. |
|-----------------|-------------------|-------------------------|----------------|
| 1-1/2" (38.1mm) | 2-1/4" (57.2mm) | 6" x 6" (152mm x 152mm) | 13880 * |
| 1-3/4" (44.5mm) | 2-5/8" (66.7mm) | 6" x 6" (152mm x 152mm) | 13882 * |
| 2" (50.8mm) | 3" (76.2mm) | 6" x 6" (152mm x 152mm) | 13884 * |
| 2-1/4" (57.2mm) | 3-3/8" (85mm) | 6" x 6" (152mm x 152mm) | 13886 * |
| 2-1/2" (63.5mm) | 3-3/4" (95mm) | 6" x 6" (152mm x 152mm) | 13888 * |
| 3" (76.2mm) | 4-1/2" (114.3mm) | 6" x 6" (152mm x 152mm) | 13890 * |



TECH TIP - CHOOSE THE RIGHT FILLER ROD

The following filler rod should be used when welding 321 Stainless Steel:

For Welding 321 S.S. to 321 S.S. use 347 filler rod


For Welding 321 S.S. to 304 S.S. use 308L filler rod

For Welding 321 S.S. to Mild Steel, use 309L filler rod

Please refer to page 75 of this catalog for our complete offering of Stainless Steel Filler Rods.

Note: An asterisk (*) denotes a new part number.

Straight Tubing - 321 Stainless Steel



18 Gauge Wall Thickness - 0.049" (1.2mm)

| Tube O.D. | Overall Length | Part No. |
|-----------------|-------------------|----------|
| 1-1/2" (38.1mm) | 39-3/8" (1 meter) | 13760 * |
| 1-3/4" (44.5mm) | 39-3/8" (1 meter) | 13762 * |
| 2" (50.8mm) | 39-3/8" (1 meter) | 13764 * |
| 2-1/4" (57.2mm) | 39-3/8" (1 meter) | 13766 * |
| 2-1/2" (63.5mm) | 39-3/8" (1 meter) | 13768 * |
| 3" (76.2mm) | 39-3/8" (1 meter) | 13770 * |

16 Gauge Wall Thickness - 0.065" (1.5mm)

| Tube O.D. | Overall Length | Part No. |
|-----------------|-------------------|----------|
| 1-1/2" (38.1mm) | 39-3/8" (1 meter) | 13780 * |
| 1-3/4" (44.5mm) | 39-3/8" (1 meter) | 13782 * |
| 2" (50.8mm) | 39-3/8" (1 meter) | 13784 * |
| 2-1/4" (57.2mm) | 39-3/8" (1 meter) | 13786 * |
| 2-1/2" (63.5mm) | 39-3/8" (1 meter) | 13788 * |
| 3" (76.2mm) | 39-3/8" (1 meter) | 13790 * |

U-J Mandrel Bends - Aluminized Mild Steel




| Tube O.D. | Centerline Radius | Leg Length A | Leg Length B | Leg Length C | Part No. |
|-----------------|-------------------|--------------|--------------|--------------|----------|
| 1-1/2" (38.1mm) | 3" (76.2mm) | 5" (127mm) | 8" (203mm) | 8" (203mm) | 12601 |
| 1-3/4" (44.5mm) | 3-1/2" (88.9mm) | 5" (127mm) | 7" (178mm) | 7" (178mm) | 12603 |
| 2" (50.8mm) | 4" (101.6mm) | 4" (101.6mm) | 9" (228mm) | 12" (305mm) | 12605 |
| 2-1/4" (57.2mm) | 3-1/2" (88.9mm) | 4" (101.6mm) | 8" (203mm) | 12" (305mm) | 12607 |
| 2-1/2" (63.5mm) | 4-1/4" (108mm) | 5" (127mm) | 8" (203mm) | 12" (305mm) | 12609 |
| 3" (76.2mm) | 5" (127mm) | 8" (203mm) | 10" (254mm) | 23" (584mm) | 12611 |
| 3-1/2" (88.9mm) | 5" (127mm) | 7" (178mm) | 13" (330mm) | 21" (533mm) | 12612 |

Titanium Tubing and Mandrel Bends

Vibrant Performance offers a wide range of CP1 Grade Titanium Tubing, Mandrel Bends, Pie Cuts, Transitions, Slip Fit Sleeves and Weld Wire, plus much more, to meet all your Titanium Fabrication needs.

Please refer to pg 114-117 of this catalog to see our complete offering of Titanium Fabrication components.



Titanium Tubing



Titanium Mandrel Bends



Titanium Pie Cuts



Titanium Transitions



Titanium Slip Fits


Note: An asterisk (*) denotes a new part number.

304 Stainless Steel Schedule 10 Weld Fittings

Vibrant Performance 304 Stainless Steel Schedule 10 Weld Fittings are ideal for use in the fabrication of turbo exhaust manifolds and downpipes. The chamfered ends allow for easy butt welding. Sch. 10 Pipe = 0.109" (2.77mm) wall thickness.

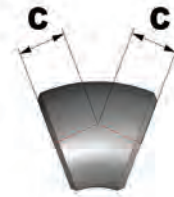
Note:

Pipes are normally identified by a Nominal Pipe Size (NPS) rather than Outside Diameter. Please refer to the "Actual I.D." and "Actual O.D." columns on the application list below to ensure you choose the correct pipes for your project.



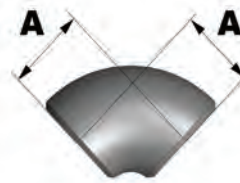
45° Elbows

| Nominal Pipe Size | Actual O.D. | Actual I.D. | C | Part No. |
|-------------------|--------------|-----------------|-----------------|----------|
| 1-1/4" | 1.65" (42mm) | 1.45" (36.8mm) | 1" (25.4mm) | 2330 |
| 1-1/2" | 1.89" (48mm) | 1-21/32" (42mm) | 1.125" (28.7mm) | 2331 |



90° Tight Radius Elbows

| Nominal Pipe Size | Actual O.D. | Actual I.D. | A | Part No. |
|-------------------|--------------|----------------|----------------|----------|
| 1-1/4" | 1.65" (42mm) | 1.45" (36.8mm) | 1.25" (31.8mm) | 2340 |
| 1-1/2" | 1.89" (48mm) | 1.65" (42mm) | 1.5" (38.1mm) | 2341 |
| 2-1/2" | 3" (76.2mm) | 2.75" (70mm) | 2.5" (63.5mm) | 2345 |
| 3" | 3.5" (89mm) | 3.25" (82.6mm) | 3" (76.2mm) | 2346 |



90° Long Radius Elbows

| Nominal Pipe Size | Actual O.D. | Actual I.D. | B | Part No. |
|-------------------|--------------|----------------|-----------------|----------|
| 1-1/4" | 1.65" (42mm) | 1.45" (36.8mm) | 1.875" (47.8mm) | 2360 |
| 1-1/2" | 1.89" (48mm) | 1.65" (42mm) | 2.25" (57.2mm) | 2361 |



Pipe Tees

| Nominal Pipe Size | Actual O.D. | Actual I.D. | D | Part No. |
|-------------------|--------------|----------------|-----------------|----------|
| 1-1/4" | 1.65" (42mm) | 1.45" (36.8mm) | 1.875" (47.8mm) | 2370 |
| 1-1/2" | 1.89" (48mm) | 1.65" (42mm) | 2.25" (57.2mm) | 2371 |



12" Long Straight Pipes

| Nominal Pipe Size | Actual O.D. | Actual I.D. | E | Part No. |
|-------------------|--------------|----------------|---------------|----------|
| 1-1/4" | 1.65" (42mm) | 1.45" (36.8mm) | 12" (304.8mm) | 2350 |
| 1-1/2" | 1.89" (48mm) | 1.65" (42mm) | 12" (304.8mm) | 2351 |



TECH TIP - MANIFOLD FLANGES OPTIMIZED FOR SCH 10

Vibrant Performance offers a large selection of Exhaust Manifold Flanges (please refer to pages 99-101 of this catalog) with port dimensions that are optimized for use with Schedule 10 pipes, making it significantly easier to build your own turbo manifold.



Exhaust Fabrication

Vibrant Performance offers one of the most expansive offerings of premium, race quality exhaust components and accessories to allow a professional fabricator to finish just about any type of exhaust project imaginable.

Whether you are looking to build a custom manifold or cat-back exhaust or you simply want to add an exhaust tip that shines like fine jewellery, we have got you covered.



Mufflers and Resonators



V-Band Flange Assemblies

Exhaust Flanges

Exhaust Collectors

| | |
|---|---------|
| Universal Mufflers and Resonators | 82-85 |
| 2-Bolt, 3-Bolt and 4-Bolt Exhaust Flanges | 86 |
| V-band Flanges | 87 |
| Turbo Flanges | 88-98 |
| Exhaust Manifold Flanges | 99-101 |
| Exhaust Collectors | 102-103 |
| Flexible Couplings | 104-105 |
| Exhaust Hardware and Accessories | 106-109 |
| Exhaust Tips | 110-111 |



Mufflers and Resonators

Vibrant Performance has one of the most complete offerings of Mufflers & Resonators in the industry, providing the ideal upgrade for virtually any type of car or truck, as well as on or off-road vehicles. Suitable for both naturally aspirated and forced induction applications.

Our "True Straight Through" internals feature a Stainless Steel perforated tube that is wrapped in our premium quality, multi-layer sound suppression materials that help produce a low, deep tone while still allowing for unrestricted flow and maximum horsepower.

Flat Black Universal Mufflers

- These stealthy mufflers are perfect for cruising under the radar and avoiding unwanted attention.
- Features 100% Stainless Steel construction.
- All Flat Black Mufflers measure 5"H x 9"W x 15"L (20" Overall Length, including the exhaust tips).

Single Outlet



*Round, Single Wall, Angle Cut Exhaust Tip
Tip Length = 4" (102mm)*

| <i>Inlet I.D.</i> | <i>Tip O.D.</i> | <i>Part No.</i> |
|-------------------|-----------------|-----------------|
| 2-1/4" (57.2mm) | 3" (76.2mm) | 1145 |
| 2-1/2" (63.5mm) | 3" (76.2mm) | 1146 |
| 3" (76.2mm) | 3" (76.2mm) | 1147 |
| 3-1/2" (88.9mm) | 3-1/2" (88.9mm) | 1153 |
| 4" (101.6mm) | 4" (101.6mm) | 1154 |

Dual Outlet




*Dual Round, Single Wall, Angle Cut Exhaust Tips
Tip Length = 4-1/4" (107mm)*

| <i>Inlet I.D.</i> | <i>Tip O.D.</i> | <i>Center to Center</i> | <i>Part No.</i> |
|-------------------|------------------|-------------------------|-----------------|
| 2-1/2" (63.5mm) | dual 3" (76.2mm) | 3-1/4" (82.6mm) | 1148 |
| 3" (76.2mm) | dual 3" (76.2mm) | 3-1/4" (82.6mm) | 1149 |
| 4" (101.6mm) | dual 3" (76.2mm) | 3-1/4" (82.6mm) | 1155 |


STREETPOWER Universal Mufflers (with Exhaust Tips)

- Don't be fooled by the classic, subtle style of the STREETPOWER range of Universal Performance Mufflers. Their "True Straight Through" internals ensures unrestricted exhaust flow for maximum power but they also feature dense, multi-layer sound suppression materials inside each of these mufflers to help control exhaust tone and drone.
- All StreetPower Universal Mufflers feature **PREMIUM 304 Stainless Steel construction**, polished to a beautiful mirror finish. Don't settle for inferior grades of Stainless Steel. Demand the best!
- These Oval mufflers measure 5"H x 9"W x 15" Body Length (23" Overall Length).

| Inlet I.D. | Tip O.D. | Part No. |
|-----------------|--------------|-------------|
| 2-1/2" (63.5mm) | 4" (101.6mm) | 1046 |
| 3" (76.2mm) | 4" (101.6mm) | 1042 |



Round, Single Wall, Angle Cut, Rolled Edge Exhaust Tip
Tip Length = 8" (203mm)



Oval, Single Wall, Angle Cut, Rolled Edge Exhaust Tip
Tip Length = 8" (203mm)

| Inlet I.D. | Oval Tip Dimension | Part No. |
|-----------------|--------------------------------|-------------|
| 2-1/2" (63.5mm) | 4-1/2" x 3" (114.3mm x 76.2mm) | 1034 |
| 3" (76.2mm) | 4-1/2" x 3" (114.3mm x 76.2mm) | 1045 |



Dual Round, Double Wall, Bevelled, Straight Cut Exhaust Tips
Tip Length = 8" (203mm)

| Inlet I.D. | Tip O.D. | Center to Center | Part No. |
|-----------------|-----------------|------------------|-------------|
| 2-1/2" (63.5mm) | 3-1/2" (88.9mm) | 3-3/4" (95.3mm) | 1040 |
| 3" (76.2mm) | 3-1/2" (88.9mm) | 3-3/4" (95.3mm) | 1047 |

TPV Universal Mufflers

- TPV Universal Mufflers are race inspired and designed to withstand the extreme demands of today's high performance vehicles.
- Features **PREMIUM 304 Stainless Steel construction** and are fully TIG welded for optimum durability and a superior quality finish. Don't settle for inferior grades of Stainless Steel. Demand the best!
- All TPV Mufflers feature our signature "True Straight Through" internals for unrestricted exhaust flow and maximum power gains. They are also densely packed with our superior multi-layer sound suppression materials to ensure a low, deep exhaust note.



4" O.D. Straight Cut Exhaust Tip

| Inlet I.D. | Overall Length | Muffler Body Length | Tip Length | Part No. |
|-----------------|----------------|---------------------|------------------|-------------|
| 2-1/2" (63.5mm) | 22" (560mm) | 14" (355mm) | 6" (152mm) | 1057 |
| 3" (76.2mm) | 17" (432mm) | 10" (254mm) | 5" (127mm) | 1062 |
| 3" (76.2mm) | 22" (560mm) | 14" (355mm) | 6" (152mm) | 1059 |
| 4" (101.6mm) | 21" (533mm) | 14" (355mm) | 4-1/2" (114.3mm) | 1091 |



4" O.D. Angle Cut Exhaust Tip

| Inlet I.D. | Overall Length | Muffler Body Length | Tip Length | Part No. |
|-------------|----------------|---------------------|------------|-------------|
| 3" (76.2mm) | 17" (432mm) | 10" (254mm) | 5" (127mm) | 1061 |

STREETPOWER Universal Mufflers

- StreetPower Universal Mufflers offer a perfect balance of providing unrestricted exhaust flow thanks to Vibrant's signature "True Straight Through" while effectively controlling exhaust tone and drone due to the dense, multi-layer sound suppression materials packed into each of these mufflers.
- All StreetPower Universal Mufflers feature **PREMIUM 304 Stainless Steel construction**, polished to a beautiful mirror finish. Don't settle for inferior grades of Stainless Steel. Demand only the best!



Center - Center

| Inlet/Outlet I.D. | Part No. |
|-------------------|-------------|
| 2-1/4" (57.2mm) | 1101 |
| 2-1/2" (63.5mm) | 1102 |
| 2-3/4" (69.9mm) | 1132 |
| 3" (76.2mm) | 1103 |
| 3-1/2" (88.9mm) | 1135 |
| 4" (101.6mm) | 1137 |



Center - Offset

| Inlet/Outlet I.D. | Part No. |
|-------------------|---------------|
| 2-1/4" (57.2mm) | 1105 |
| 2-1/2" (63.5mm) | 1106 |
| 3" (76.2mm) | 1107 |
| 3-1/2" (88.9mm) | 1133 * |




Offset - Offset

| Inlet/Outlet I.D. | Part No. |
|-------------------|---------------|
| 2-1/4" (57.2mm) | 1125 * |
| 2-1/2" (63.5mm) | 1126 |
| 3" (76.2mm) | 1127 |



Offset - Offset (same side)

| Inlet/Outlet I.D. | Part No. |
|-------------------|---------------|
| 2-1/2" (63.5mm) | 1129 * |



Center - Dual

| Inlet I.D. | Outlet O.D. | Part No. |
|-----------------|----------------------|---------------|
| 2-1/2" (63.5mm) | Dual 2-1/4" (57.2mm) | 1110 |
| 3" (76.2mm) | Dual 2-1/2" (63.5mm) | 1111 |
| 3" (76.2mm) | Dual 3" (76.2mm) | 1136 * |

| Inlet/Outlet I.D. | Muffler O.D. | Muffler Body Length | Overall Length | Part No. |
|-------------------|--------------|---------------------|----------------|-------------|
| 2-1/4" (57.2mm) | 6" (152.4mm) | 14" (355.6mm) | 19" (482.6mm) | 1117 |
| 2-1/2" (63.5mm) | 6" (152.4mm) | 14" (355.6mm) | 19" (482.6mm) | 1118 |
| 3" (76.2mm) | 6" (152.4mm) | 14" (355.6mm) | 19" (482.6mm) | 1119 |
| 3-1/2" (88.9mm) | 6" (152.4mm) | 16" (406.4mm) | 20" (508mm) | 1124 |
| 4" (101.6mm) | 7" (177.8mm) | 18" (457.2mm) | 22" (558.8mm) | 1139 |




Center - Center

Transverse Oval Universal Mufflers

- **PREMIUM 304 Stainless Steel construction**, Mirror Polished.
- Muffler Body measures 6" H x 10" W x 24" Long.
- These Mufflers are NOT Flow Directional.

| Single ("A") I.D. | Dual ("B") I.D. | Overall Length | Part No. |
|-------------------|-----------------|----------------|--------------|
| 2-1/2" (63.5mm) | 2-1/4" (57.2mm) | 24" (609.6mm) | 10633 |
| 3" (76.2mm) | 2-1/2" (63.5mm) | 24" (609.6mm) | 10632 |
| 3-1/2" (88.9mm) | 3" (76.2mm) | 24" (609.6mm) | 10635 |



Center - Split Dual

Note: An asterisk (*) denotes a new part number.

Ultra Quiet Resonators

- Vibrant Ultra Quiet Resonators have become the preferred choice of exhaust fabrication professionals looking to effectively reduce exhaust noise and drone from their performance exhaust setup.
- PREMIUM 304 Stainless Steel construction**, Mirror Polished.

| Inlet / Outlet I.D. | Overall Length | Part No. |
|---------------------|-------------------|---------------|
| 2-1/4" (57.2mm) | 13-3/4" (349.3mm) | 1140 |
| 2-1/2" (63.5mm) | 13-3/4" (349.3mm) | 1141 |
| 2-3/4" (69.9mm) | 13-3/4" (349.3mm) | 1143 * |
| 3" (76.2mm) | 13-3/4" (349.3mm) | 1142 |



Center - Center

Muffler Body Dimension: 6-1/2" W x 4-3/4"H x 9-3/4" Body Length

Bottle Style Resonators

- PREMIUM 304 Stainless Steel construction**, Mirror Polished.
- "True Straight Through" perforated core provides unrestricted exhaust flow while still effectively reducing exhaust noise and drone.

| Inlet / Outlet I.D. | Body O.D. | Overall Length | Body Length | Part No. |
|---------------------|-----------------|----------------|-------------|----------------|
| 2" (50.8mm) | 3-1/2" (88.9mm) | 12" (305mm) | 8" (203mm) | 17890 * |
| 2-1/4" (57.2mm) | 3-1/2" (88.9mm) | 12" (305mm) | 10" (254mm) | 1790 |
| 2-1/4" (57.2mm) | 3-1/2" (88.9mm) | 18" (457mm) | 14" (355mm) | 1791 |
| 2-1/2" (63.5mm) | 4" (101.6mm) | 12" (305mm) | 8" (203mm) | 1792 |
| 2-1/2" (63.5mm) | 4" (101.6mm) | 18" (457mm) | 14" (355mm) | 1793 |
| 2-1/2" (63.5mm) | 5" (127mm) | 18" (457mm) | 14" (355mm) | 17930 |
| 3" (76.2mm) | 4" (101.6mm) | 12" (305mm) | 8" (203mm) | 1794 |
| 3" (76.2mm) | 4" (101.6mm) | 18" (457mm) | 14" (355mm) | 1795 |
| 3" (76.2mm) | 5" (127mm) | 18" (457mm) | 14" (355mm) | 17950 |
| 3-1/2" (88.9mm) | 5" (127mm) | 18" (457mm) | 14" (355mm) | 17970 |
| 4" (101.6mm) | 5" (127mm) | 18" (457mm) | 14" (355mm) | 17960 |



Stainless Steel Race Mufflers

- Very Lightweight and Compact. Ideal for passing visual inspection at racetracks where mufflers are required.
- Manufactured from **PREMIUM 304 Stainless Steel** and fully TIG welded for maximum strength and durability.
- Available in 5" and 9" Lengths.

| Inlet / Outlet I.D. | Muffler O.D. | Overall Length | Part No. |
|---------------------|------------------|----------------|-------------|
| 3" (76.2mm) | 3-3/4" (95.3mm) | 9" (229mm) | 1769 |
| 3-1/2" (88.9mm) | 4-1/8" (105mm) | 9" (229mm) | 1796 |
| 4" (101.6mm) | 4-1/2" (114.3mm) | 9" (229mm) | 1797 |
| 5" (127mm) | 5-1/2" (140mm) | 9" (229mm) | 1799 |

| Inlet / Outlet I.D. | Muffler O.D. | Overall Length | Part No. |
|---------------------|------------------|----------------|--------------|
| 3" (76.2mm) | 3-3/4" (95.3mm) | 5" (127mm) | 17695 |
| 3-1/2" (88.9mm) | 4-1/8" (105mm) | 5" (127mm) | 17965 |
| 4" (101.6mm) | 4-1/2" (114.3mm) | 5" (127mm) | 17975 |
| 4-1/2" (114.3mm) | 5-1/8" (130mm) | 5" (127mm) | 17985 |
| 5" (127mm) | 5-1/2" (140mm) | 5" (127mm) | 17995 |




Note: An asterisk (*) denotes a new part number.

Exhaust Flanges - 304 Stainless Steel

Vibrant Performance 304 Stainless Steel Exhaust Flanges are available in 2-bolt and 3-bolt design (for Round Tubing) and 4-bolt design (for Oval Tubing), in a variety of sizes.

Matching Gaskets are available, manufactured from multi-layer Graphite material.



2 Bolt Exhaust Flanges

| Flange I.D. | Flange Width | Flange Height | Bolt Hole Center to Center | Thickness | Single Flange Part No. | Box of 5 Flange Part No. | Matching Gasket Part No. |
|-----------------|--------------------|-------------------|----------------------------|--------------|------------------------|--------------------------|--------------------------|
| 2" (50.8mm) | 4-15/16" (124.5mm) | 3" (76.2mm) | 3-1/2" (88.9mm) | 3/8" (9.5mm) | 1470S | -- | 1455 |
| 2-1/4" (57.2mm) | 5-1/4" (133.4mm) | 3-1/2" (88.9mm) | 4" (101.6mm) | 3/8" (9.5mm) | 1471S | -- | 1456 |
| 2-1/2" (63.5mm) | 5-1/4" (133.4mm) | 3-1/2" (88.9mm) | 4" (101.6mm) | 3/8" (9.5mm) | 1472S | 1472 | 1457 |
| 2-3/4" (69.9mm) | 5-1/4" (133.4mm) | 3-11/16" (93mm) | 3-15/16" (99mm) | 3/8" (9.5mm) | 1474S | -- | 1465 |
| 3" (76.2mm) | 5-1/16" (128.3mm) | 3-11/16" (94mm) | 4-3/16" (105.4mm) | 3/8" (9.5mm) | 1473S | 1473 | 1458 |
| 4" (101.6mm) | 6" (152.4mm) | 4-7/16" (111.8mm) | 5" (127mm) | 3/8" (9.5mm) | 1475S | -- | 1459 |

3 Bolt Exhaust Flanges

| Flange I.D. | Flange Width | Flange Height | Bolt Hole Circle | Thickness | Single Flange Part No. | Box of 5 Flange Part No. | Matching Gasket Part No. |
|-----------------|--------------------|--------------------|-------------------|--------------|------------------------|--------------------------|--------------------------|
| 2-1/4" (57.2mm) | 3-15/16" (99mm) | 3-15/16" (99mm) | 3-1/4" (82.6mm) | 3/8" (9.5mm) | 1481S | -- | 1461 |
| 2-1/2" (63.5mm) | 3-15/16" (99mm) | 3-15/16" (99mm) | 3-7/16" (86.9mm) | 3/8" (9.5mm) | 1482S | 1482 | 1462 |
| 2-3/4" (69.9mm) | 4-3/16" (105.4mm) | 4-3/16" (105.4mm) | 3-7/16" (86.9mm) | 3/8" (9.5mm) | 1485S | -- | 1466 |
| 3" (76.2mm) | 4-3/8" (111mm) | 4-5/16" (109.5mm) | 3-7/8" (98.6mm) | 3/8" (9.5mm) | 1483S | 1483 | 1463 |
| 3-1/2" (88.9mm) | 4-13/16" (122.4mm) | 4-11/16" (119.1mm) | 4-7/16" (113.3mm) | 3/8" (9.5mm) | 1484S | -- | 1464 |


4 Bolt Exhaust Flanges - Oval Tubing

| Nominal Size | Oval Size | Flange Width | Flange Height | Thickness | Single Flange Part No. | Matching Gasket Part No. |
|--------------|--|--------------------|-------------------|--------------|------------------------|--------------------------|
| 3" | 2-3/16" x 3-7/16" (55.9mm x 87.6mm) | 3-15/16" (99mm) | 3-1/4" (82.6mm) | 3/8" (9.5mm) | 13175S | 13175G |
| 3-1/2" | 2-3/8" x 4-1/8" (60.3mm x 104.8mm) | 3-15/16" (99mm) | 3-7/16" (86.9mm) | 3/8" (9.5mm) | 13176S | 13176G |
| 4" | 2-5/8" x 4-13/16" (66mm x 121.9mm) | 4-13/16" (122.4mm) | 4-7/16" (113.3mm) | 3/8" (9.5mm) | 13177S | 13177G |

Double Slip Joint Kits

- 304 Stainless Steel Construction.
- Three piece, leak free connection provides lowest profile exhaust connection on the market, eliminating ground clearance issues.
- Slip Fit Tolerance may tighten after heat cycle and welding.
- Offers some compensation for thermal expansion.

| Tube Size | Part No. |
|-----------------|--------------|
| 1-1/2" (38.1mm) | 13282 |
| 1-3/4" (44.5mm) | 13284 |
| 2" (50.8mm) | 13286 |
| 2-1/2" (63.5mm) | 13290 |
| 3" (76.2mm) | 13292 |



V-Band Flange Assemblies

Vibrant Performance V-Band Flanges are the choice of industry professionals and offer an excellent Quick Release alternative to traditional flanged or slip fit tube connections.

Our V-Band Assemblies provide a gasket free seal thanks to our signature “Male-Female” flange design and superior positive retention compared to other tube coupling options.

Each full assembly includes two (2) V-Band Flanges and one (1) V-Band Clamp.



Stainless Steel V-Band Flanges and Assemblies

- Flanges manufactured from 304 Stainless Steel.
- Quick Release V-band Clamps are made entirely from 300 series Stainless Steel.

| Use with Tube O.D. Size | Flange O.D. | Full Assembly Part No. | Individual Male V-Band Flange Part No. | Individual Female V-Band Flange Part No. | V-Band Clamp Part No. |
|----------------------------|-------------------|------------------------------|--|--|-----------------------------|
| For 1-1/2" (38.1mm) | 2-3/16" (55.4mm) | 1486 | 1486M | 1486F | 1486C |
| For 1-3/4" (44.5mm) | 2-7/16" (62.2mm) | 1487 | 1487M | 1487F | 1487C |
| For 2" (50.8mm) | 2-9/16" (65.1mm) | 1488 | 1488M | 1488F | 1488C |
| For 2-1/4" (57.2mm) | 2-13/16" (71.4mm) | 1489 | 1489M | 1489F | 1489C |
| For 2-3/8" (60.3mm) | 3-3/16" (81mm) | 1497 | 1497M | 1497F | 1490C |
| For 2-1/2" (63.5mm) | 3-3/16" (81mm) | 1490 | 1490M | 1490F | 1490C |
| For 2-3/4" (69.9mm) | 3-13/16" (96.8mm) | 1496 | 1496M | 1496F | 1491C |
| For 3" (76.2mm) | 3-13/16" (96.8mm) | 1491 | 1491M | 1491F | 1491C |
| For 3-1/2" (88.9mm) | 4-1/8" (104.8mm) | 1492 | 1492M | 1492F | 1492C |
| For 4" (101.6mm) | 4-5/8" (117.5mm) | 1493 | 1493M | 1493F | 1493C |
| For 5" (127mm) | 5-3/4" (146.1mm) | 1494 | 1494M | 1494F | 1494C |

Titanium V-Band Flanges and Assemblies

- Flanges manufactured from CP2 Grade Titanium. Quick Release V-band Clamps are made entirely from 300 series Stainless Steel.
- Please refer to pages 114-117 of this catalog to view our entire range of Titanium Fabrication Components.

| Use with Tube O.D. Size | Flange O.D. | Full Assembly Part No. | Individual Male V-Band Flange Part No. | Individual Female V-Band Flange Part No. | V-Band Clamp Part No. |
|----------------------------|-------------------|------------------------------|--|--|-----------------------------|
| For 2" (50.8mm) | 2-9/16" (65.1mm) | 12488 * | 12488M * | 12488F * | 1488C |
| For 2-1/2" (63.5mm) | 3-3/16" (81mm) | 12490 | 12490M | 12490F | 1490C |
| For 3" (76.2mm) | 3-13/16" (96.8mm) | 12491 | 12491M | 12491F | 1491C |
| For 3-1/2" (88.9mm) | 4-1/8" (104.8mm) | 12492 | 12492M | 12492F | 1492C |
| For 4" (101.6mm) | 4-5/8" (117.5mm) | 12493 | 12493M | 12493F | 1493C |
| For 5" (127mm) | 5-3/4" (146.1mm) | 12494 * | 12494M * | 12494F * | 1494C |

Aluminum V-Band Flanges and Assemblies

- Flanges are manufactured from 6061 Aluminum. Quick Release V-band Clamps are made entirely from 300 series Stainless Steel.
- All Vibrant Performance Aluminum Full V-Band Assemblies come complete with an FKM Rubber O-Ring.
- **Note: Only Aluminum Female V-Band Flanges include an FKM Rubber O-Ring**

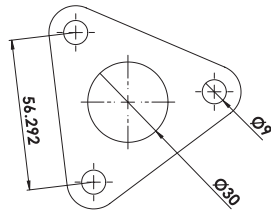
| Use with Tube O.D. Size | Flange O.D. | Full Assembly Part No. | Individual Male V-Band Flange Part No. | Individual Female V-Band Flange Part No. | Replacement O-Ring Part No. | V-Band Clamp Part No. |
|----------------------------|-------------------|------------------------------|--|--|-----------------------------------|-----------------------------|
| For 2" (50.8mm) | 2-9/16" (65.1mm) | 11488 | 11488M | 11488F | 11488R | 1488C |
| For 2-1/2" (63.5mm) | 3-3/16" (81mm) | 11490 | 11490M | 11490F | 11490R | 1490C |
| For 3" (76.2mm) | 3-13/16" (96.8mm) | 11491 | 11491M | 11491F | 11491R | 1491C |
| For 3-1/2" (88.9mm) | 4-1/8" (104.8mm) | 11492 | 11492M | 11492F | 11492R | 1492C |
| For 4" (101.6mm) | 4-5/8" (117.5mm) | 11493 | 11493M | 11493F | 11493R | 1493C |

Note: An asterisk (*) denotes a new part number.

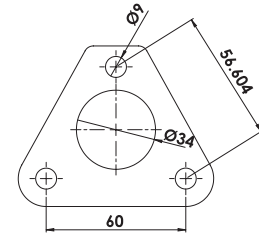
Turbo Flanges & Fittings

Vibrant Performance offers a large assortment of Turbo Inlet and Discharge Flanges, Compressor Outlet Flanges and External Wastegate Flanges for the most popular applications. Multi-Layer Metal Gaskets are available for some of our Flanges (please refer to application charts).

Turbine INLET Flanges



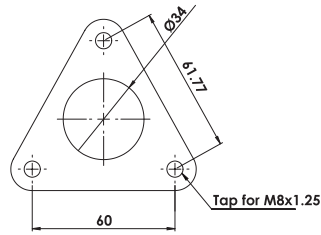
Flange Thickness: 3/8" (9.5mm)



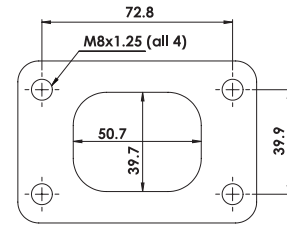
Flange Thickness: 3/8" (9.5mm)

| Application | 304 S.S. Part No. | Mild Steel Part No. | Gasket Part No. |
|----------------|-------------------|---------------------|-----------------|
| Garrett GT1241 | 19856 | -- | -- |

| Application | 304 S.S. Part No. | Mild Steel Part No. | Gasket Part No. |
|---------------------------------|-------------------|---------------------|-----------------|
| Garrett GT1544 (model 454082-2) | 19853 | -- | -- |



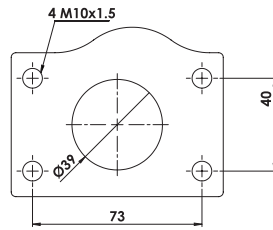
Flange Thickness: 3/8" (9.5mm)



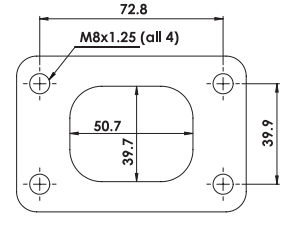
Flange Thickness: 1/2" (12.7mm)

| Application | 304 S.S. Part No. | Mild Steel Part No. | Gasket Part No. |
|---------------------------------|-------------------|---------------------|-----------------|
| Garrett GT1544 (model 454082-3) | 19860 | -- | -- |

| Application | 304 S.S. Part No. | Mild Steel Part No. | Gasket Part No. |
|----------------|-------------------|---------------------|-----------------|
| Garrett GT1548 | 1430 | 14300 | 1430G |



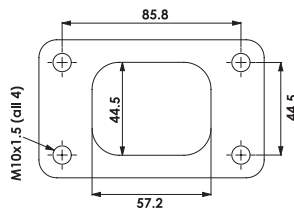
Flange Thickness: 3/8" (9.5mm)



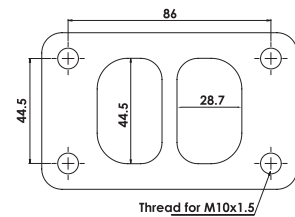
Flange Thickness: 1/2" (12.7mm)

| Application | 304 S.S. Part No. | Mild Steel Part No. | Gasket Part No. |
|----------------|-------------------|---------------------|-----------------|
| Garrett GT2052 | 19820 | -- | -- |

| Application | 304 S.S. Part No. | Mild Steel Part No. | Gasket Part No. |
|---|-------------------|---------------------|-----------------|
| Garrett GT2056, all GT22, all GT25R, all GT28R, GT3071R | 1430 | 14300 | 1430G |



Flange Thickness: 1/2" (12.7mm)



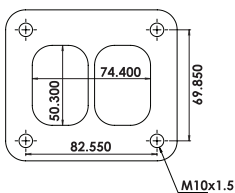
Flange Thickness: 1/2" (12.7mm)

| Application | 304 S.S. Part No. | Mild Steel Part No. | Gasket Part No. |
|---|-------------------|---------------------|-----------------|
| All Garrett T3 Undivided Turbine Housings | 1400 | 14000 | 1400G |

| Application | 304 S.S. Part No. | Mild Steel Part No. | Gasket Part No. |
|--|-------------------|---------------------|-----------------|
| Garrett GT3271 and all T3 Divided Turbine Inlets | 1445 | 14450 | 1445G |

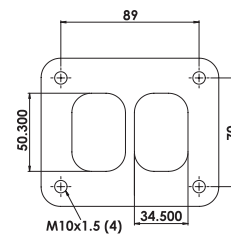
Note: All dimensions on the provided drawings are noted in millimeters

Turbine INLET Flanges (continued)



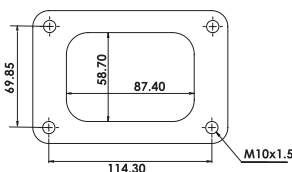
Flange Thickness: 1/2" (12.7mm)

| Application | 304 S.S. Part No. | Mild Steel Part No. | Gasket Part No. |
|---|-------------------|---------------------|-----------------|
| Garrett GT3788, GT4088R, GTX4088R, GT4094R, GT4202R, GT4294R, GT4508R, GTX4508R (Divided T4 Turbine Inlet) | 1442 | 14420 | 1442G |



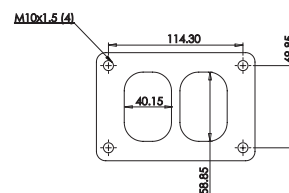
Flange Thickness: 1/2" (12.7mm)

| Application | 304 S.S. Part No. | Mild Steel Part No. | Gasket Part No. |
|--|-------------------|---------------------|-----------------|
| Garrett GT4088R (model 703457-2 only) | 19859 | -- | -- |



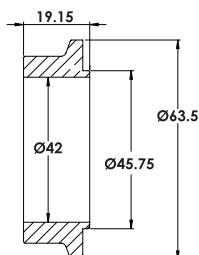
Flange Thickness: 1/2" (12.7mm)

| Application | 304 S.S. Part No. | Mild Steel Part No. | Gasket Part No. |
|---|-------------------|---------------------|-----------------|
| All Garrett GT47 / GTX47, all GT50 / GTX50, all GTX55, GT60 (Undivided T6 Turbine Inlet) | 1417 | 14170 | 1417G |

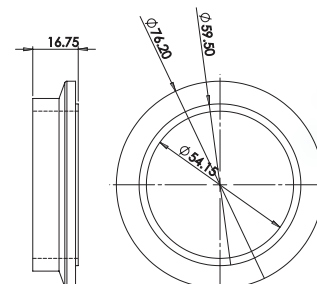



Flange Thickness: 1/2" (12.7mm)

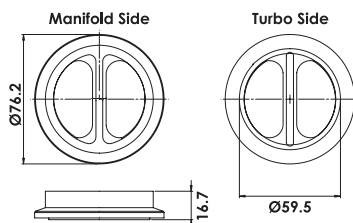
| Application | 304 S.S. Part No. | Mild Steel Part No. | Gasket Part No. |
|---|-------------------|---------------------|-----------------|
| All Garrett GT42 / GTX42, (Divided T6 Turbine Inlet) | 1443 | 14430 | 1443G |



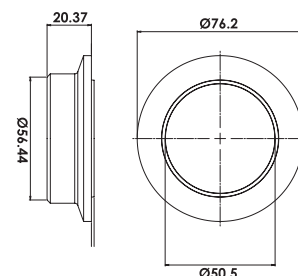
| Application | 304 S.S. Part No. | Matching Clamp Part No. |
|--|-------------------|-------------------------|
| Garrett GTX2860R, GTX2867R (V-Band Turbine Inlet) | 19861 | 19861C |



| Application | 304 S.S. Part No. | Matching Clamp Part No. |
|---|-------------------|-------------------------|
| All Garrett GTX29, all GT30, all GTX30, all GT35, all GTX35 (V-Band Turbine Inlet) | 1390 | 1416C |

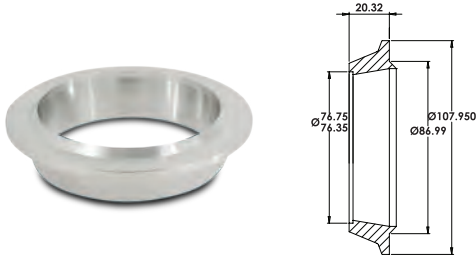


| Application | 304 S.S. Part No. | Matching Clamp Part No. |
|--|-------------------|-------------------------|
| Garrett GT30 / GTX30, GT35 / GTX35 (V-Band Divided Turbine Inlet) | 1391 | 1416C |




| Application | 304 S.S. Part No. | Matching Clamp Part No. |
|---|-------------------|-------------------------|
| TIAL Turbine Inlet for Garrett GT28 / GTX28, GT30 / GTX30, GT35 / GTX35 (V-Band Turbine Inlet) | 1416 | 1416C |

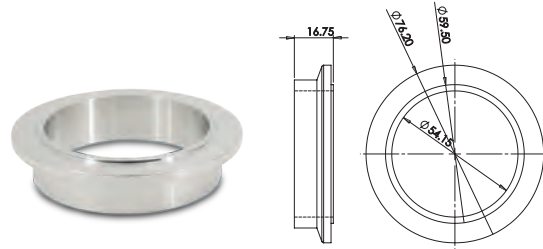
Turbine INLET Flanges (continued)



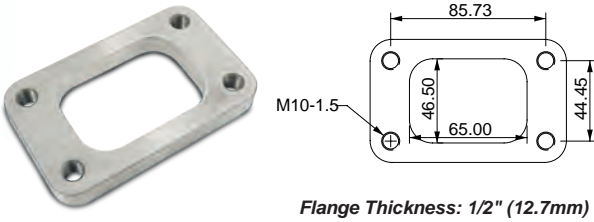
| <i>Application</i> | 304 S.S. Part No. | Matching Clamp Part No. |
|--|------------------------------|------------------------------------|
| Garrett GTX47 Gen2, GTX50 Gen2, GTX55 Gen2 and Tial Turbine Inlet for Garrett GTX55 (SFI V-Band Turbine Inlet) | 19862 * | 19862C * |



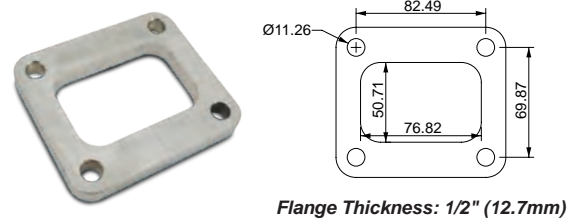
| <i>Application</i> | 304 S.S. Part No. | Mild Steel Part No. | Gasket Part No. |
|--|------------------------------|--------------------------------|----------------------------|
| Garrett 25-550, G25-660 (T25 Turbine Inlet) | 1430 | 14300 | 1430G |




| <i>Application</i> | 304 S.S. Part No. | Matching Clamp Part No. |
|---|------------------------------|------------------------------------|
| Garrett G25, G30 and G35 series Turbines (V-Band Turbine Inlet) | 1390 | 1416C |



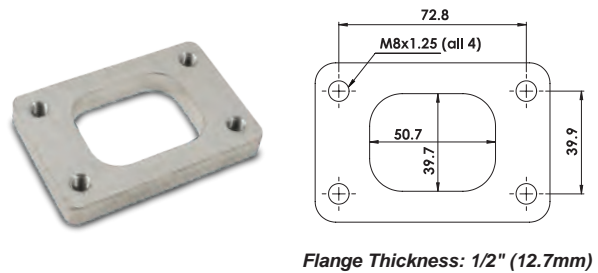
| <i>Application</i> | 304 S.S. Part No. | Mild Steel Part No. | Gasket Part No. |
|---|------------------------------|--------------------------------|----------------------------|
| Generic T3/T4 and Turbonetics T3 Turbine Inlet | 1431 | 14310 | 1431G |



| <i>Application</i> | 304 S.S. Part No. | Mild Steel Part No. | Gasket Part No. |
|-----------------------------------|------------------------------|--------------------------------|----------------------------|
| T4/T04 Undivided Turbine Inlet | 1441 | 14410 | 1441G |



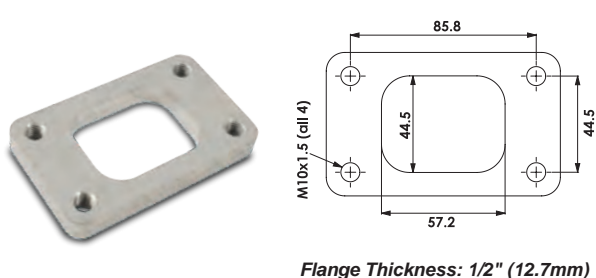
| <i>Application</i> | 304 S.S. Part No. | Matching Clamp Part No. |
|--|------------------------------|------------------------------------|
| All Borg Warner EFR6258, 6758, 7064 7163, 7670, 8374 & 9180 with 3" V-Band Turbine Inlet | 19951 | 1416C |



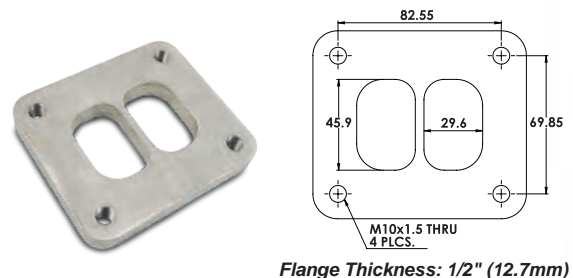
| <i>Application</i> | 304 S.S. Part No. | Mild Steel Part No. | Gasket Part No. |
|---|------------------------------|--------------------------------|----------------------------|
| Borg Warner EFR6758, EFR7163 (F-Type) with 4-Bolt Turbine Inlet | 1430 | 14300 | 1430G |

Note: An asterisk () denotes a new part number.*

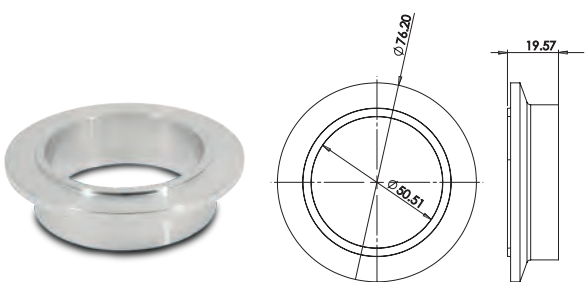
Turbine INLET Flanges (continued)




| Application | 304 S.S. Part No. | Mild Steel Part No. | Gasket Part No. |
|---|-------------------|---------------------|-----------------|
| Borg Warner EFR7064, EFR7670 B-Type Turbine | 1400 | 14000 | 1400G |



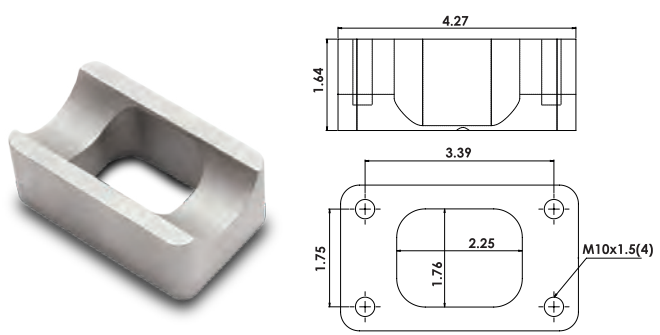
| Application | 304 S.S. Part No. | Mild Steel Part No. | Gasket Part No. |
|---|-------------------|---------------------|-----------------|
| Borg Warner S-Series (Divided T4 Turbine) | 19863 | 19864 | -- |



| Application | 304 S.S. Part No. | Matching Clamp Part No. |
|--|-------------------|-------------------------|
| Precision Turbo CAE 5 series and 6 series (V-Band Turbine Inlet) | 1418 | 1416C |



| Application | 304 S.S. Part No. | Mild Steel Part No. | Gasket Part No. |
|--|-------------------|---------------------|-----------------|
| Mitsubishi Evo7, Evo8 and Evo9 (Divided Turbine Inlet) | -- | 14020 | -- |



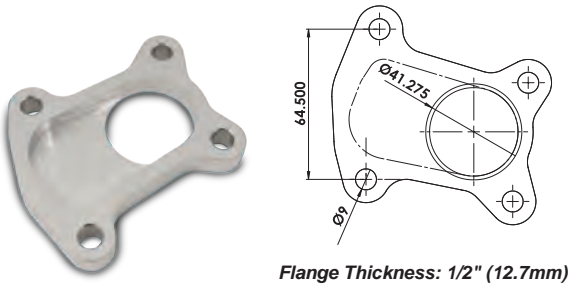
| Application | Mild Steel Part No. |
|---|---------------------|
| T3 Log Style Manifold Inlet Flange (Radiused to suit Nominal 1-1/2" Schedule 10 Pipe) | 11640B |

TECH TIP

Can't find the Turbo Flange you need? Please contact our sales team with your custom / private label inquiries

Note: All dimensions on the provided drawings are noted in millimeters

Turbine OUTLET Flanges

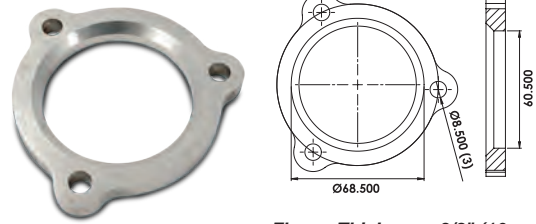


Flange Thickness: 1/2" (12.7mm)

Application

Garrett GT1241

304 S.S. Part No. 19855 **Mild Steel Part No.** -- **Gasket Part No.** --



Flange Thickness: 3/8" (10mm)

Application

Garrett GT2052

304 S.S. Part No. 19830 **Mild Steel Part No.** -- **Gasket Part No.** --



Flange Thickness: 1/2" (12.7mm)

Application

All Garrett GT25R, GT2854R, GT2859R, GT2860R (model 739548-9 only), GT2860RS, GT2871R (models 472560-15, 771847-1, 743347-1, 743347-2, 743347-3 and 743347-4), GT2876R, GT3071R and GT3076R

304 S.S. Part No. 19872 **Gasket Part No.** --



Flange Thickness: 1/2" (12.7mm)

Application

All Garrett GT25R, GT2854R, GT2859R, GT2860R (model 739548-9 only), GT2860RS, GT2871R (models 472560-15, 771847-1, 743347-1, 743347-2, 743347-3 and 743347-4), GT2876R, GT3071R and GT3076R

304 S.S. Part No. 1448 **Mild Steel Part No.** 14480 **Gasket Part No.** --



Designed specifically for use with Vibrant flange # 1448/14480

Application

90mm x 55mm Oval to 3" (76mm) Round Transition Weld Adapter

304 S.S. Part No. 1448A



Flange Thickness: 1/2" (12.7mm)

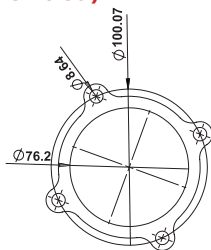
Application

Garrett GT2860R (model 707160-5 and 707160-7 only), GT2871R (model 780371-2 and 707160-10 only)

304 S.S. Part No. 19871 **Gasket Part No.** --

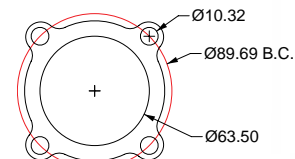
Note: All dimensions on the provided drawings are noted in millimeters

Turbine OUTLET Flanges (continued)



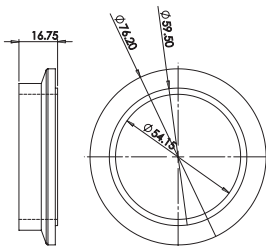

Flange Thickness: 1/2" (12.7mm)

| Application | 304 S.S. Part No. | Mild Steel Part No. | Gasket Part No. |
|--|-------------------|---------------------|-----------------|
| Garrett GT30/GT35 and T3 4 Bolt Outlet without Internal Wastegate (suits 3" O.D. tubing) | 1438 | 14380 | 1438G |



Flange Thickness: 1/2" (12.7mm)

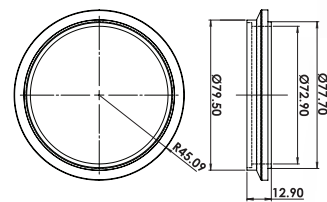
| Application | 304 S.S. Part No. | Mild Steel Part No. | Gasket Part No. |
|--|-------------------|---------------------|-----------------|
| T3 4 Bolt Outlet without Internal Wastegate (suits 2.5" O.D. tubing) | 1439 | 14390 | 1439G |



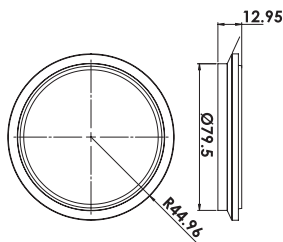
Application
304 S.S. Part No. Matching Clamp Part No.

Garrett GTX2860R, GTX2867R with V-Band Turbine Outlet (suits 2-1/8" O.D. tubing)

1390 1416C



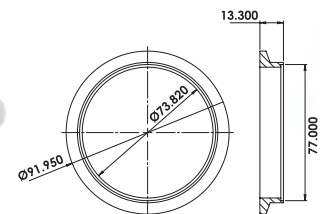
| Application | 304 S.S. Part No. | Matching Clamp Part No. |
|---|-------------------|-------------------------|
| Tial V-Band Turbine Housing for Garrett GT28 / GTX28, GT30 / GTX30, GT35 / GTX35 (suits 3" O.D. tubing) | 1415 | 1415C |



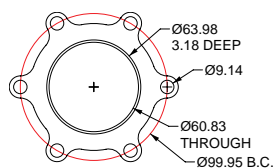
Application
304 S.S. Part No. Matching Clamp Part No.

Garrett GTX29, GT30 / GTX30, GT35 / GTX35, GT40 / GTX40 90mm O.D. Flange with 81mm diameter mating ring, (suits 3" O.D. tubing)

19886 1415C

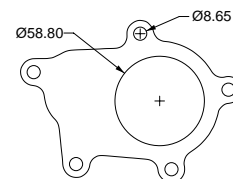


| Application | 304 S.S. Part No. | Matching Clamp Part No. |
|--|-------------------|-------------------------|
| Garrett GT30 / GTX30, GT35 / GTX35, GT37, GT40 / GTX40 Divided Turbine models only 92mm O.D. Flange (suits 3" O.D. tubing) | 19884 | 1415C |



Flange Thickness: 1/2" (12.7mm)

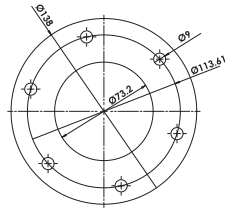
| Application | 304 S.S. Part No. | Mild Steel Part No. | Gasket Part No. |
|-----------------|-------------------|---------------------|-----------------|
| Garrett GT3271R | -- | 14200 | 1420G |



Flange Thickness: 1/2" (12.7mm)

| Application | 304 S.S. Part No. | Mild Steel Part No. | Gasket Part No. |
|---|-------------------|---------------------|-----------------|
| T3 5 Bolt Turbine Outlet External Wastegate only (2.25" I.D. opening) | 1433 | 14330 | -- |

Turbine OUTLET Flanges (continued)



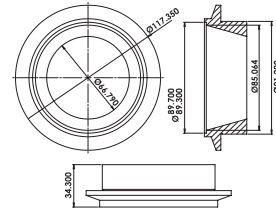
Flange Thickness: 3/8" (10mm)

Application

Garrett GT4088R
model 703457-2 only

304 S.S. Part No. **Mild Steel Part No.** **Gasket Part No.**

19854 -- --

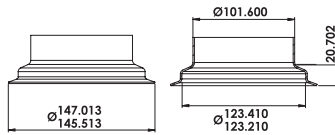


Application

Garrett GT42 / GTX42,
GT45 / GTX45
with V-Band Turbine Outlet
117mm O.D. Flange,
(suits 3.5" O.D. tubing)

304 S.S. Part No. **Matching Clamp Part No.**

19882 **1493C**

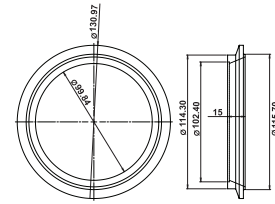


Application

Marmon Style Flange for
Garrett GT42 and GT45
with T6 Turbine Housing
146mm O.D. Beveled Flange
(suits 4" O.D. Tubing)

304 S.S. Part No. **Matching Clamp Part No.**

19883 **1494C**

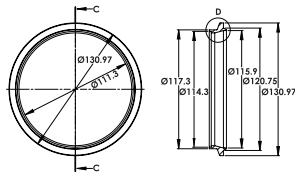


Application

Garrett GT47 / GTX47,
GT50 / GTX50, GT55 / GTX55
with T4 Turbine Housing
130mm O.D. Flange,
115mm diameter mating ring
(suits 4" O.D. tubing)

304 S.S. Part No. **Matching Clamp Part No.**

19847 **19866C ***

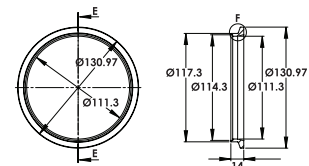


Application

Garrett GTX47R Gen2,
GTX50R Gen2 and GTX55R Gen2
w/T6 Turbine Inlet
130mm O.D. Beveled Flange
(suits 4.5" O.D. Tubing)

304 S.S. Part No. **Matching Clamp Part No.**

19866 **19866C ***

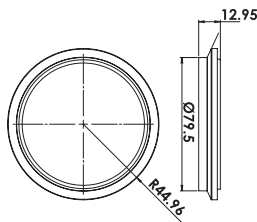


Application

Garrett GTX47R Gen2,
GTX50R Gen2 and GTX55R Gen2
w/SFI V-Band Turbine Inlet
130mm O.D. Beveled Flange
(suits 4.5" O.D. Tubing)

304 S.S. Part No. **Matching Clamp Part No.**

19865 **19866C ***

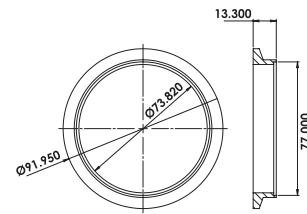


Application

Garrett G25-550, G25-660,
G30-660 and G30-770 Turbines
90mm O.D. V-Band Flange
with 81mm dia. mating ring,
(suits 3" O.D. tubing)

304 S.S. Part No. **Matching Clamp Part No.**

19886 **1415C**



Application

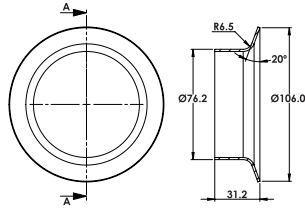
Fits Borg Warner 6258, 6758,
7064, 7163, 7670, 8374 & 9180
EFR Turbine Outlets
92mm O.D. Flange
(suits 3" O.D. tubing)

304 S.S. Part No. **Matching Clamp Part No.**

19884 **1415C**

Note: An asterisk (*) denotes a new part number.

Turbine OUTLET Flanges (continued)

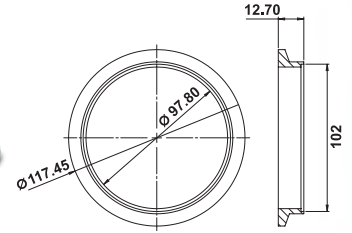


Application

Borg Warner S200/SX/SXE,
and S300/SX/SXE series
Marmon Style Flange
106mm Flare O.D.
(suits 3" O.D. tubing)

304 S.S. Part No. **Matching Clamp Part No.**

19867 **1492C**

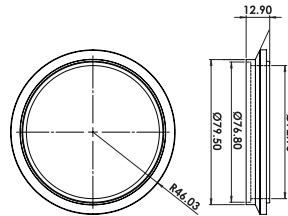


Application

Borg Warner S400/SX/SXE series
with T4 Turbine Housing only
117.5mm Flare O.D.
(suits 3" O.D. tubing)

304 S.S. Part No. **Matching Clamp Part No.**

1493F **1493C**

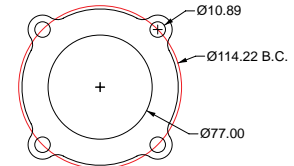


Application

Fits Precision Turbo
CAE 5 and CAE 6 series
90mm O.D. V-Band Flange,
77mm diameter mating ring
(suits 3" O.D. tubing)

304 S.S. Part No. **Matching Clamp Part No.**

1419 **1415C**



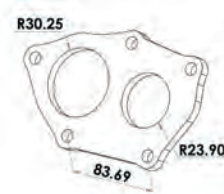
Flange Thickness: 1/2" (12.7mm)

Application

K03/K04 OE Turbine Outlet
on VW Golf / Jetta / Beetle
1.8T FWD only

304 S.S. Part No. **Mild Steel Part No.** **Gasket Part No.**

-- **14440** **1444G**



Flange Thickness: 1/2" (12.7mm)

Application

Mitsubishi Evo7 / Evo8 / Evo9
(Divorced Port Turbine Outlet)

304 S.S. Part No. **Mild Steel Part No.** **Gasket Part No.**

-- **13960** --



- Complete Kit includes:
- 4 bolt to V-Band adapter flange (#11739S)
 - Matching V-Band Flange (#1491F)
 - Matching V-Band Clamp (#1491C)
 - Fasteners

Application

Adapts from Garrett GT30/GT35/T3
4 Bolt Turbine Outlet (3" diameter)
to a 3" V-Band

304 S.S. Part No.

11742



Designed to mate with
Vibrant V-Band Flange

Part No. 1491F

Application

GT30/GT35/T3
4 Bolt to V-Band Adapter Flange
(does not include hardware)

304 S.S. Part No. **Matching Clamp Part No.**

11739S **1491C**

TECH TIP

Can't find the Turbo Flange you need? Please contact our sales team with your custom / private label inquiries

Note: All dimensions on the provided drawings are noted in millimeters

Wastegate Flanges



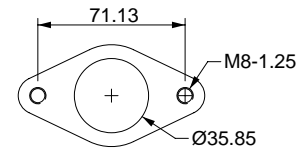
| Application | 304 S.S. Inlet Flange Part No. | 304 S.S. Outlet Flange Part No. | Titanium Outlet Flange Part No. |
|--|--------------------------------|---------------------------------|---------------------------------|
| Tial MV-S 38mm & Turbosmart Ultragate 40mm | 1424 | 1426 | 12426 * |



| Application | 304 S.S. Inlet Flange Part No. | 304 S.S. Outlet Flange Part No. | Titanium Outlet Flange Part No. |
|----------------|--------------------------------|---------------------------------|---------------------------------|
| Tial MV-R 44mm | 1411A | 1410A | 12410 * |

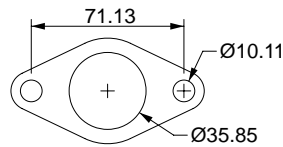


| Application | 304 S.S. Inlet Flange Part No. | 304 S.S. Outlet Flange Part No. | Titanium Outlet Flange Part No. |
|---------------|--------------------------------|---------------------------------|---------------------------------|
| Tial V60 60mm | 14963 * | 14964 * | 12460 * |



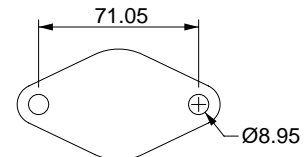
Flange Thickness: 3/8" (10mm)

| Application | 304 S.S. Inlet Flange Part No. | Mild Steel Inlet Flange Part No. | Gasket Part No. |
|---|--------------------------------|----------------------------------|-----------------|
| Tial 35-38mm & Turbonetics Deltagate (Tapped M8x1.25) | 1437 | 14370 | 1436G |



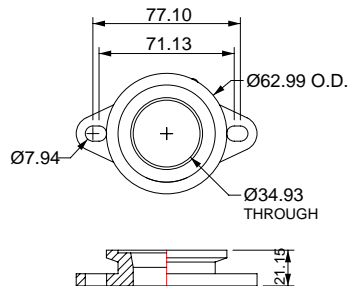
Flange Thickness: 3/8" (10mm)

| Application | 304 S.S. Outlet Flange Part No. | Mild Steel Outlet Flange Part No. | Gasket Part No. |
|--|---------------------------------|-----------------------------------|-----------------|
| Tial 35-38mm & Turbonetics Deltagate (Drilled Holes) | 1436 | 14360 | 1436G |



Flange Thickness: 3/8" (10mm)

| Application | Mild Steel Part No. | Gasket Part No. |
|---|---------------------|-----------------|
| Wastegate Block Off Flange for Tial 35-38mm and Turbonetics Deltagate | 14290 | 1436G |

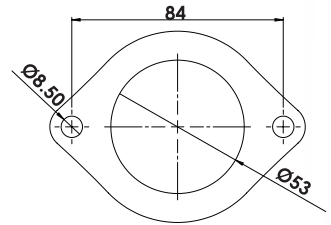


| Application | 304 S.S. Part No. | Gasket Part No. |
|---|-------------------|-----------------|
| Wastegate Adapter Flange Transitions from Tial 35-38mm WG (2-Bolt) to Tial 44mm WG (V-Band) | 1427 | 1436G |

Note: An asterisk (*) denotes a new part number.

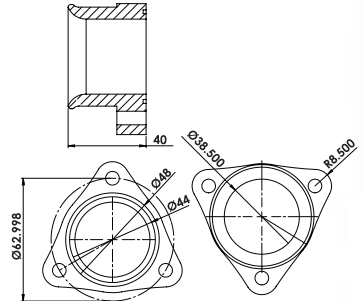

Turbo Compressor Flanges

| <i>Application</i> | <i>304 S.S. Part No.</i> | <i>Aluminum Part No.</i> |
|---|--------------------------|--------------------------|
| Compressor Inlet Flange for Garrett GT2560R, GT2859R, GT2860R, GT2871R (also fits many OEM Nissan Turbos, including SR20, RB25 and RB26) | 14905 | 14904 |

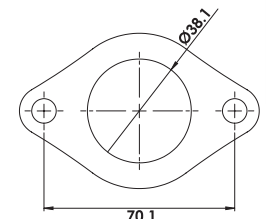


Flange Thickness: 3/8" (10mm)

| <i>Application</i> | <i>304 S.S. Part No.</i> | <i>Aluminum Part No.</i> |
|---|--------------------------|--------------------------|
| Compressor Outlet Flange for Garrett GT2560R, GT2854R, GT2871R (also fits OEM Nissan SR20 Turbo) | -- | 14906 |

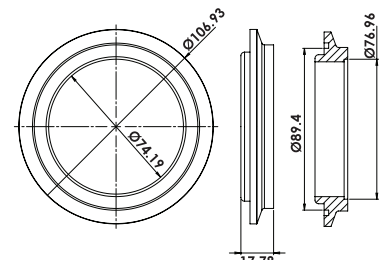


| <i>Application</i> | <i>304 S.S. Part No.</i> | <i>Aluminum Part No.</i> |
|--|--------------------------|--------------------------|
| Compressor Outlet Flange for Garrett GT2859R and GT2860R (also fits OEM Nissan RB25/RB26 Turbo) | 14909 | 14908 |

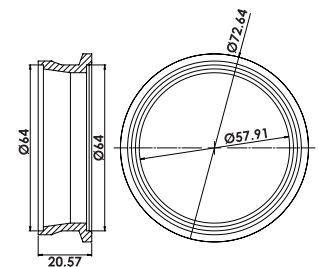


Flange Thickness: 3/8" (10mm)

| <i>Application</i> | <i>304 S.S. Part No.</i> | <i>Aluminum Part No.</i> | <i>Matching Clamp Part No.</i> |
|---|--------------------------|--------------------------|--------------------------------|
| Compressor Outlet Flange for Garrett GT42, GT45 / GTX45, GT47 / GTX47, GTX50 and GT55 / GTX55 | 14943 | 14942 | 14942C |



| <i>Application</i> | <i>304 S.S. Part No.</i> | <i>Aluminum Part No.</i> |
|---|--------------------------|--------------------------|
| Compressor Outlet Flange for Borg Warner S300 | 14902 | 14900 |



Note: All dimensions on the provided drawings are noted in millimeters

Blow Off Valve Flange Assemblies



| Application | 304 S.S. Part No. | Aluminum Part No. | Titanium Part No. |
|--|-------------------|-------------------|-------------------|
| Tial 50mm, Tial Q/QR BOV Weld Flange, coped for 2-1/2" O.D. Tubing | 10137 | 10136 | 12499 * |
| Tial 50mm, Tial Q/QR BOV Weld Flange, coped for 3" O.D. Tubing | -- | 11136 | -- |
| Tial 50mm, Tial Q/QR BOV Weld Flange, coped for 4" O.D. Tubing | -- | 12136 | -- |

Weld-On Flange Kit for HKS BOV

- Part No. 1451** (Aluminum Weld Bung, Aluminum Flange and O-Ring)
- Part No. 1452** (Mild Steel Weld Bung, Aluminum Flange and O-Ring)
- Part No. 10127H** (Aluminum Thread-On Replacement Flange)
- Part No. 10127O** (Replacement O-Ring)



Note: Weld bung coped for 2-1/2" (63.5mm) O.D. tubes.



Weld-On Flange Kit for Greddy BOV

- Part No. 1453** (Aluminum Weld Bung, Aluminum Flange and O-Ring)
- Part No. 1454** (Mild Steel Weld Bung, Aluminum Flange and O-Ring)
- Part No. 10127G** (Aluminum Thread-On Replacement Flange)
- Part No. 10127O** (Replacement O-Ring)

Weld-On Flange Kit for Tial Style BOV

- Part No. 1477** (Aluminum Weld Bung, Aluminum Flange and O-Ring)
- Part No. 1478** (Mild Steel Weld Bung, Aluminum Flange and O-Ring)
- Part No. 10134** (Aluminum Thread-On Replacement Flange)
- Part No. 10127O** (Replacement O-Ring)



Note: Weld bung coped for 2-1/2" (63.5mm) O.D. tubes.

Note: Weld bung coped for 2-1/2" (63.5mm) O.D. tubes.

Manual Boost Controller

"Turning Up The Boost" is an easy and cost effective way to squeeze more horsepower and torque from your turbocharged vehicle.


Vibrant Performance has developed a CNC machined Manual Boost Controller that features a unique integrated Brass dial that allows you to precisely set boost, thereby reducing the risk of "overboosting" that can occur with traditional Manual Boost Controllers.

Features:

- 6061 Billet Aluminum construction with Black Anodized finish for corrosion protection.
- Includes removable barbed fittings for easy servicing and reference line upgrades.
- Includes a low pressure check valve for use on MAF equipped applications to prevent stalling at idle.
- Large, premium grade Brass Adjustment Knob allows for easy increase or decrease of boost pressure.
- Can be mounted nearly anywhere thanks to the mounting bracket included.
- 4 feet of Silicone Vacuum Hose, Zip Ties and Installation Instructions also included.



Part No. 16901



TECH TIP

If your vehicle is MAF equipped or you hear excessive noise from the Boost Controller during operation, you may opt to install the Low Pressure Check Valve that is included with your new Vibrant Performance Manual Boost Controller.

Install the Check Valve on the Charge Tube Side of the Boost Controller as it is a flow directional accessory.



Note: An asterisk () denotes a new part number.*

Exhaust Manifold Flanges

Vibrant Performance has developed one of the largest offerings of Exhaust Manifold Flanges in the industry.

Our 3/8" (9.5mm) thick 304 Stainless Steel flanges have had their exhaust port sizing optimized for use with standard wall round tubing.

We also offer 1/2" (12.7mm) thick Mild Steel flanges that feature exhaust ports designed for Schedule 10 or Schedule 40 weld fittings.

AUDI



| <i>Application</i> | <i>3/8" Thick 304 S.S. Part No.</i> | <i>1/2" Thick Mild Steel Part No.</i> |
|--------------------------------------|---|---|
| Audi 2.7T motor (2 flanges / set) | 14227 | 14627 |

BMW



| <i>Application</i> | <i>3/8" Thick 304 S.S. Part No.</i> | <i>1/2" Thick Mild Steel Part No.</i> |
|--|---|---|
| BMW E36/E46 motor (2 flanges / set) | 14336 | 14636 |

FORD



| <i>Application</i> | <i>3/8" Thick 304 S.S. Part No.</i> |
|---|---|
| Ford 4.6L (32V) DOHC motor (2 flanges / set) | 14464 |



| <i>Application</i> | <i>3/8" Thick 304 S.S. Part No.</i> |
|---|---|
| Ford 4.6L (16V) DOHC motor (2 flanges / set) | 14462 |



| <i>Application</i> | <i>3/8" Thick 304 S.S. Part No.</i> |
|--|---|
| Ford 260-351W motor (2 flanges / set) | 14302 |

GENERAL MOTORS



| <i>Application</i> | <i>3/8" Thick 304 S.S. Part No.</i> | <i>1/2" Thick Mild Steel Part No.</i> |
|----------------------|---|---|
| GM 2.2L Ecotec Motor | 1460E | 14630 |



| <i>Application</i> | <i>3/8" Thick 304 S.S. Part No.</i> |
|--|---|
| GM LT1 / L98 / LB9 Small Block motor - Round Port (2 flanges / set) | 14331 |



| <i>Application</i> | <i>3/8" Thick 304 S.S. Part No.</i> |
|--|---|
| GM LT1 / L98 / LB9 Small Block motor - "D" Port (2 flanges / set) | 14331D |



| <i>Application</i> | <i>3/8" Thick 304 S.S. Part No.</i> |
|---|---|
| GM LS1 / LS2 / LS3 / LS6 / L92 motor (2 flanges / set) | 14332 |

Exhaust Manifold Flanges (continued)

HONDA



| <i>Application</i> | <i>3/8" Thick 304 S.S. Part No.</i> | <i>1/2" Thick Mild Steel Part No.</i> |
|----------------------|---|---|
| Honda B-Series motor | 1460 | 14610 |



| <i>Application</i> | <i>3/8" Thick 304 S.S. Part No.</i> | <i>1/2" Thick Mild Steel Part No.</i> |
|----------------------|---|---|
| Honda D-Series motor | 1460D | 14610D |



| <i>Application</i> | <i>3/8" Thick 304 S.S. Part No.</i> | <i>1/2" Thick Mild Steel Part No.</i> |
|----------------------------|---|---|
| Honda F20C and F22C motors | 1460F | 14610F |



| <i>Application</i> | <i>3/8" Thick 304 S.S. Part No.</i> | <i>1/2" Thick Mild Steel Part No.</i> |
|--------------------|---|---|
| Honda H22 motor | 1460H | 14610H |



| <i>Application</i> | <i>3/8" Thick 304 S.S. Part No.</i> | <i>1/2" Thick Mild Steel Part No.</i> |
|-----------------------|---|---|
| Honda K-Series motors | 1460K | 14610K |



| <i>Application</i> | <i>3/8" Thick 304 S.S. Part No.</i> | <i>1/2" Thick Mild Steel Part No.</i> |
|--------------------------------------|---|---|
| Honda K24Z7 motor (2012-15 Civic Si) | 14224 | 14724 |

HYUNDAI



| <i>Application</i> | <i>1/2" Thick Mild Steel Part No.</i> |
|---|---|
| Hyundai Theta 2.0L motor (Genesis 2.0T) | 14634 |

MITSUBISHI



| <i>Application</i> | <i>1/2" Thick Mild Steel Part No.</i> |
|-----------------------|---|
| Mitsubishi 4B11 motor | 14611 |



| <i>Application</i> | <i>3/8" Thick 304 S.S. Part No.</i> |
|-----------------------|---|
| Mitsubishi 4G63 motor | 1460M |

NISSAN



| <i>Application</i> | <i>3/8" Thick 304 S.S. Part No.</i> | <i>1/2" Thick Mild Steel Part No.</i> |
|--------------------|---|---|
| Nissan KA24 motor | 1460A | 14624 |



| <i>Application</i> | <i>3/8" Thick 304 S.S. Part No.</i> | <i>1/2" Thick Mild Steel Part No.</i> |
|------------------------|---|---|
| Nissan RB25/R26 motors | 1460R | 14625 |

Exhaust Manifold Flanges (continued)

NISSAN



| <i>Application</i> | <i>3/8" Thick 304 S.S. Part No.</i> | <i>1/2" Thick Mild Steel Part No.</i> |
|--------------------|---|---|
| Nissan SR20 motor | 1460S | 14620N |



| <i>Application</i> | <i>3/8" Thick 304 S.S. Part No.</i> |
|--|---|
| Nissan VK56 motor (2 flanges / set) | 14256 |



| <i>Application</i> | <i>1/2" Thick Mild Steel Part No.</i> |
|--------------------------------------|---|
| Nissan VR38DETT (2 flanges / set) | 14635 |

PORSCHE



| <i>Application</i> | <i>3/8" Thick 304 S.S. Part No.</i> |
|--|---|
| Porsche 930/911 motor (6 flanges / set) | 14930 |



| <i>Application</i> | <i>3/8" Thick 304 S.S. Part No.</i> | <i>1/2" Thick Mild Steel Part No.</i> |
|--|---|---|
| Porsche 996/911 motor (2 flanges / set) | 14296 | 14696 |



| <i>Application</i> | <i>3/8" Thick 304 S.S. Part No.</i> |
|--|---|
| Subaru EJ/FA motors (2 flanges / set) | 14220S |

TOYOTA



| <i>Application</i> | <i>3/8" Thick 304 S.S. Part No.</i> | <i>1/2" Thick Mild Steel Part No.</i> |
|----------------------|---|---|
| Toyota 2JZ GTE motor | 1460J | 14610J |



| <i>Application</i> | <i>3/8" Thick 304 S.S. Part No.</i> | <i>1/2" Thick Mild Steel Part No.</i> |
|---------------------|---|---|
| Toyota 2AZ-FE motor | 1460T | 14633 |

VOLKSWAGEN




| <i>Application</i> | <i>3/8" Thick 304 S.S. Part No.</i> | <i>1/2" Thick Mild Steel Part No.</i> |
|-------------------------|---|---|
| VW (Audi) 1.8T motor | 1460V | 14618 |



| <i>Application</i> | <i>1/2" Thick Mild Steel Part No.</i> |
|----------------------------|---|
| VW (Audi) 2.0 FSI motor | 14620V |



| <i>Application</i> | <i>3/8" Thick 304 S.S. Part No.</i> | <i>1/2" Thick Mild Steel Part No.</i> |
|---|---|---|
| VW 2.5L 5cyl motor (available 2005+) | 14325 | 14725 |



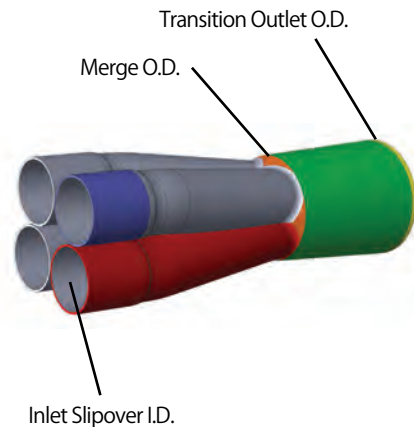
Merge Collectors

All Vibrant Performance Merge Collectors feature complete 16 gauge, 304 Stainless Steel construction, precise fabrication and back purged TIG welds at every seam.

Each Vibrant Performance collector is ready to weld straight out of the box with little or no prep required. Sold individually.

4 into 1 Merge Collectors

| Inlet Slipover I.D. | Merge O.D. | Transition Outlet O.D. | Overall Length | Part No. |
|---------------------|-----------------|------------------------|-----------------|--------------|
| 1-3/4" (44.5mm) | 2-1/2" (63.5mm) | 3" (76.2mm) | 10-5/8" (270mm) | 10302 |
| 1-3/4" (44.5mm) | 3" (76.2mm) | 3-1/2" (88.9mm) | 9-3/8" (238mm) | 10303 |
| 1-7/8" (47.6mm) | 2-1/2" (63.5mm) | 3" (76.2mm) | 11-1/8" (283mm) | 10305 |
| 1-7/8" (47.6mm) | 3" (76.2mm) | 3-1/2" (88.9mm) | 10-1/8" (257mm) | 10306 |
| 1-7/8" (47.6mm) | 3-1/2" (88.9mm) | 4" (101.6mm) | 10" (254mm) | 10307 |
| 2" (50.8mm) | 3" (76.2mm) | 3-1/2" (88.9mm) | 10-1/8" (257mm) | 10308 |
| 2" (50.8mm) | 3-1/2" (88.9mm) | 4" (101.6mm) | 9-1/8" (232mm) | 10309 |
| 2-1/8" (54mm) | 3-1/2" (88.9mm) | 4" (101.6mm) | 9-7/8" (251mm) | 10312 |
| 2-1/4" (57.2mm) | 3-1/2" (88.9mm) | 4" (101.6mm) | 10-3/8" (264mm) | 10316 |
| 2-1/4" (57.2mm) | 4" (101.6mm) | 4-1/2" (114.3mm) | 10-1/2" (267mm) | 10317 |



2 into 1 Merge Collectors

| Inlet Slipover I.D. | Transition Outlet O.D. | Overall Length | Part No. |
|---------------------|------------------------|-------------------|--------------|
| 1-1/2" (38.1mm) | 1-3/4" (44.5mm) | 6-7/8" (175mm) | 10350 |
| 1-5/8" (41.3mm) | 2" (50.8mm) | 7-11/16" (194mm) | 10351 |
| 1-3/4" (44.5mm) | 2" (50.8mm) | 8" (203.2mm) | 10352 |
| 1-3/4" (44.5mm) | 2-1/4" (57.2mm) | 8" (203.2mm) | 10353 |
| 1-7/8" (47.6mm) | 2-1/4" (57.2mm) | 8-1/2" (216mm) | 10354 |
| 2" (50.8mm) | 2-1/2" (63.5mm) | 8-1/8" (206mm) | 10355 |
| 2-1/4" (57.2mm) | 3" (76.2mm) | 8-7/16" (214.5mm) | 10356 |
| 2-1/2" (63.5mm) | 2-1/2" (63.5mm) | 8-1/2" (216mm) | 10357 |
| 2-1/2" (63.5mm) | 3" (76.2mm) | 8-1/2" (216mm) | 10358 |
| 2-1/2" (63.5mm) | 3-1/2" (88.9mm) | 8-9/16" (218.5mm) | 10359 |
| 3" (76.2mm) | 3" (76.2mm) | 9" (228.6mm) | 10360 |
| 3" (76.2mm) | 3-1/2" (88.9mm) | 9" (228.6mm) | 10361 |
| 3" (76.2mm) | 4" (101.6mm) | 9" (228.6mm) | 10362 |




Weld on Collector Tab Set - Stainless Steel



| Description | Part No. |
|--|--------------|
| Set of S.S. Collector Tabs, (2 tabs, 1 Spring) | 10340 |

Cast 304 Stainless Steel "Y" Collector

- A durable, cost effective solution for fabricating dual exhaust systems.
- 3.5mm Wall Thickness.



| Inlet I.D. | Outlet I.D. | Collector Height | Part No. |
|-------------|----------------------|------------------|--------------|
| 3" (76.2mm) | Dual 2-1/2" (63.5mm) | 3-1/4" (82.5mm) | 11743 |

Turbo Manifold Merge Collectors

- Constructed from 304 Stainless Steel Schedule 10 pipe.
- Each component is precision 3D laser cut to create tight fitment.
- Each assembly is tack welded for ease of adjustability.
- Available in 4 into 1 and 6 into 1 configurations.



4 into 1 Collectors

| Description / Application | Pipe O.D. | Collector Height | Collector Outlet Dimensions | Part No. |
|---|-----------------|------------------|-------------------------------------|-------------|
| To Fit T25/T28 Inlet Flange | 1-5/8" (41.3mm) | 3" (76.2mm) | 2-1/4" x 1-3/4" (57.2mm x 44.5mm) | 2450 |
| To Fit T25/T28 Inlet Flange | 1-7/8" (47.6mm) | 4-1/2" (114.3mm) | 2-1/4" x 1-3/4" (57.2mm x 44.5mm) | 2455 |
| To Fit T3 and T3/T4 Inlet Flange | 1-7/8" (47.6mm) | 3" (76.2mm) | 2-7/8" x 1-7/8" (73mm x 47.6mm) | 2451 |
| To Fit T3 Divided Inlet Flange | 1-7/8" (47.6mm) | 4-1/2" (114.3mm) | 2-15/16" x 2-1/4" (74.7mm x 57.2mm) | 2465 |
| To Fit T4 Inlet Flange | 1-7/8" (47.6mm) | 4-3/4" (120.7mm) | 3-1/16" x 2-1/2" (77.8mm x 63.5mm) | 2453 |
| To Fit T4 Divided Inlet Flange | 1-7/8" (47.6mm) | 4-1/2" (114.3mm) | 2-15/16" x 2-1/4" (74.7mm x 57.2mm) | 2466 |
| To Fit Inlet Flange on GT28/30/35 with Tial Turbine Housing | 1-7/8" (47.6mm) | 4-1/2" (114.3mm) | Ø2-1/8" (54mm) | 2457 |

6 into 1 Collector



| Description / Application | Pipe O.D. | Collector Height | Collector Outlet Dimensions | Part No. |
|---------------------------|-----------------|------------------|-------------------------------------|-------------|
| To Fit T4 Inlet Flange | 1-7/8" (47.6mm) | 4-1/4" (108mm) | 2-15/16" x 2-1/4" (74.7mm x 57.2mm) | 2458 |

TECH TIP

Vibrant Performance offers a large selection of 304 Stainless Steel Schedule 10 weld fittings, which are ideal for building durable Turbo Manifolds. Please refer to page 79 to see our complete offering.






Stainless Steel Flexible Couplings

Vibrant is a world leader in the design and manufacturing of Stainless Steel Flexible Couplings. Vibrant Flex Couplings offer an elegant solution for the absorption of thermal motion, as well as isolating vibration generated by the engine, relieving stress on a vehicle's exhaust system. They effectively reduce the risk of premature failure of manifolds and downpipes while extending the service life of other components.

Electropolished Bellows Assemblies with Directional Flow Solid Liner

• Now available in both 321 Stainless Steel (for high temperature applications) and 304 Stainless Steel.

| Inlet / Outlet I.D. | Length | 321 S.S. Part No. | 304 S.S. Part No. |
|---------------------|-----------------|-------------------|-------------------|
| 1-1/2" (38.1mm) | 2-3/4" (69.9mm) | 69327 * | -- |
| 1-3/4" (44.4mm) | 2-1/2" (63.5mm) | 69425 * | -- |
| 1-7/8" (47.6mm) | 2-3/4" (69.9mm) | 69527 * | 68527 |
| 2" (51.3mm) | 3-1/4" (82.6mm) | 69632 * | 68632 |
| 2-1/4" (57.2mm) | 3" (76.2mm) | 69683 * | 68683 |
| 2-1/2" (63.5mm) | 4" (101.6mm) | 69724 * | -- |
| 3" (76.7mm) | 4" (101.6mm) | 69834 * | -- |
| 3-1/2" (88.9mm) | 4" (101.6mm) | -- | 68935 |
| 4" (101.6mm) | 4" (101.6mm) | -- | 68944 |



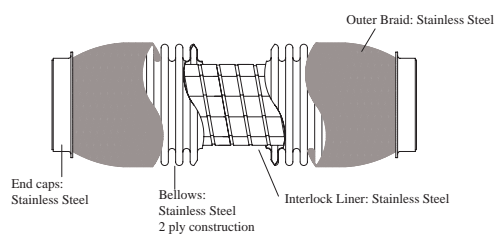
321 S.S. is the Best Choice for Pre-Turbo Applications (e.g. Manifolds, Crossover Pipes)

TurboFlex Couplings (with Interlock Liner)



Not recommended for Pre-Turbo Installation.

Vibrant's Turbo Flex Coupling features an internal Stainless Steel Interlock Liner to facilitate smooth flow and also protects the bellows from direct exposure to high temperature exhaust gases. Recommended for all high flowing, high temperature applications (e.g. forced induction).



| Inlet / Outlet I.D. | Length | Part No. |
|---------------------|--------------|--------------|
| 1-3/4" (44.5mm) | 4" (101.6mm) | 60404 |
| 2" (50.8mm) | 4" (101.6mm) | 60604 |
| 2" (50.8mm) | 6" (152.4mm) | 60606 |
| 2-1/4" (57.2mm) | 4" (101.6mm) | 60704 |
| 2-1/2" (63.5mm) | 4" (101.6mm) | 60804 |
| 2-1/2" (63.5mm) | 6" (152.4mm) | 60806 |
| 2-1/2" (63.5mm) | 8" (203.2mm) | 60808 |

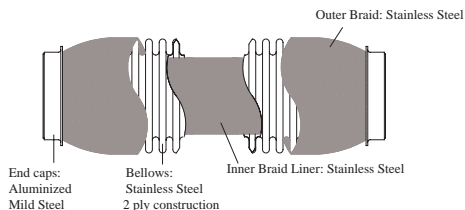
| Inlet / Outlet I.D. | Length | Part No. |
|---------------------|--------------|--------------|
| 3" (76.2mm) | 4" (101.6mm) | 61004 |
| 3" (76.2mm) | 6" (152.4mm) | 61006 |
| 3" (76.2mm) | 8" (203.2mm) | 61008 |
| 3" (76.2mm) | 10" (254mm) | 61010 |
| 3-1/2" (88.9mm) | 8" (203.2mm) | 61108 |
| 4" (101.6mm) | 8" (203.2mm) | 61208 |
| 4" (101.6mm) | 10" (254mm) | 61210 |
| 5" (127mm) | 8" (203.2mm) | 61408 |

Note: An asterisk () denotes a new part number.*

Standard Flex Couplings (with Internal Braid Liner)



Vibrant Flex Couplings with Inner Braid Liner provide smooth flow while retaining flexibility in the coupling itself. The Inner Braid protects the Bellows from premature failure due to high temperature exhaust gas exposure, and is ideal for eliminating “whistling” caused by high velocity flowing media.



Best Suited For Naturally Aspirated applications.
Not recommended for Forced Induction applications.

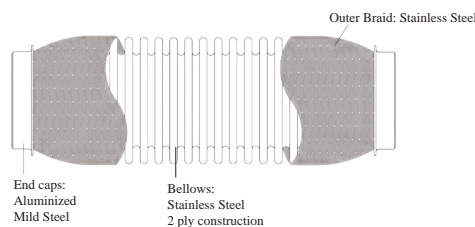
| Inlet / Outlet I.D. | Length | Part No. |
|---------------------|--------------|--------------|
| 1-1/2" (38.1mm) | 4" (101.6mm) | 62304 |
| 1-1/2" (38.1mm) | 6" (152.4mm) | 62306 |
| 1-3/4" (44.5mm) | 4" (101.6mm) | 62404 |
| 1-3/4" (44.5mm) | 6" (152.4mm) | 62406 |
| 2" (50.8mm) | 4" (101.6mm) | 62604 |
| 2" (50.8mm) | 6" (152.4mm) | 62606 |
| 2" (50.8mm) | 8" (203.2mm) | 62608 |

| Inlet / Outlet I.D. | Length | Part No. |
|---------------------|--------------|--------------|
| 2-1/4" (57.2mm) | 4" (101.6mm) | 62704 |
| 2-1/4" (57.2mm) | 6" (152.4mm) | 62706 |
| 2-1/4" (57.2mm) | 8" (203.2mm) | 62708 |
| 2-1/2" (63.5mm) | 4" (101.6mm) | 62804 |
| 2-1/2" (63.5mm) | 6" (152.4mm) | 62806 |
| 2-1/2" (63.5mm) | 8" (203.2mm) | 62808 |
| 3" (76.2mm) | 4" (101.6mm) | 63004 |
| 3" (76.2mm) | 6" (152.4mm) | 63006 |

Standard Flex Couplings (No Inner Liner)



Where operating exhaust temperatures or exhaust flow velocity is not a concern, our Standard Flex Couplings (without Inner Liner) offer a cost effective solution for isolating vibration and protecting a vehicle's exhaust components from damage.



Best Suited For Naturally Aspirated applications.
Not recommended for Forced Induction applications.

| Inlet / Outlet I.D. | Length | Part No. |
|---------------------|--------------|--------------|
| 1-1/2" (38.1mm) | 4" (101.6mm) | 64304 |
| 1-3/4" (44.5mm) | 4" (101.6mm) | 64404 |
| 2" (50.8mm) | 4" (101.6mm) | 64604 |
| 2-1/4" (57.2mm) | 4" (101.6mm) | 64704 |
| 2-1/2" (63.5mm) | 6" (152.4mm) | 64806 |
| 3" (76.2mm) | 6" (152.4mm) | 65006 |

TECH TIP - LET VIBRANT HELP YOU PICK THE RIGHT FLEXIBLE COUPLING

When choosing the right Vibrant Performance Flexible Coupling for your application, it is important to note that factors like the grade of Stainless Steel used, the thickness of the bellows, the number of convolutions, the corrugation height and pitch as well as operating temperatures, flow velocity and movement are critical considerations when selecting the appropriate Flex Coupling that will fit and function as desired. When in doubt on how to pick the right flex coupling for your project, please contact our technical team for their expert advice

Oxygen Sensor Weld Bungs



| Description | Thread Pitch | Material | Package Quantity | Part No. |
|--|--------------|---------------------|------------------|----------|
| Standard O ² Sensor Weld Bung | M18 x 1.5 | 304 Stainless Steel | 1 / bag | 1194A |
| Standard O ² Sensor Weld Bung | M18 x 1.5 | 304 Stainless Steel | 5 / bag | 1194 |
| Standard O ² Sensor Weld Bung | M18 x 1.5 | 304 Stainless Steel | 100 / bag | 11194 |
| Standard O ² Sensor Weld Bung | M18 x 1.5 | Mild Steel | 1 / bag | 11105 |
| Standard O ² Sensor Weld Bung | M18 x 1.5 | Mild Steel | 5 / bag | 11103 |
| Standard O ² Sensor Weld Bung | M18 x 1.5 | Mild Steel | 100 / bag | 11104 |
| Standard O ² Sensor Weld Bung | M18 x 1.5 | Gr. 5 Titanium | 1 / bag | 1194T |



| Description | Thread Pitch | Material | Package Quantity | Part No. |
|--|--------------|---------------------|------------------|----------|
| Saddle style O ² Sensor Weld Bung | M18 x 1.5 | 304 Stainless Steel | 1 / bag | 1188 |
| Saddle style O ² Sensor Weld Bung | M18 x 1.5 | 304 Stainless Steel | 5 / bag | 11188 |



| Description | Thread Pitch | Material | Package Quantity | Part No. |
|--|--------------|---------------------|------------------|----------|
| 30° Angled O ² Sensor Weld Bung | M18 x 1.5 | 304 Stainless Steel | 1 / bag | 1193A |
| 30° Angled O ² Sensor Weld Bung | M18 x 1.5 | 304 Stainless Steel | 5 / bag | 1193 |
| 30° Angled O ² Sensor Weld Bung | M18 x 1.5 | 304 Stainless Steel | 100 / box | 11193 |

NEW



| Description | Thread Pitch | Material | Package Quantity | Part No. |
|--|--------------|---------------------|------------------|----------|
| Motorcycle O ² Sensor Weld Bung | M12 x 1.25 | 304 Stainless Steel | 1 / bag | 10409 * |
| Motorcycle O ² Sensor Weld Bung | M12 x 1.25 | Gr. 5 Titanium | 1 / bag | 12409 * |



| Description | Thread Pitch | Material | Package Quantity | Part No. |
|---|--------------|---------------------|------------------|----------|
| "J" Style O ² Sensor Weld Bung | M18 x 1.5 | 304 Stainless Steel | 1 / bag | 1192 |



(includes Jam Nut)

| Description | Thread Pitch | Material | Package Quantity | Part No. |
|--|------------------------------------|---------------------|------------------|----------|
| Thread-On "J" Style O ² Sensor Bung | Male M18 x 1.5 to Female M18 x 1.5 | 304 Stainless Steel | 1 / bag | 11620 |

Note: Male end of "J" style bung threads into an existing Female O² Sensor Bung with M18 x 1.5 Thread.

Oxygen Sensor Bung Plugs



| Description | Thread Pitch | Material | Package Quantity | Part No. |
|--|-----------------|------------------------|------------------|----------|
| Hex Head O ² Sensor Bung Plug | Male M18 x 1.5 | Zinc Plated Mild Steel | 1 / bag | 1195A |
| Hex Head O ² Sensor Bung Plug | Male M18 x 1.5 | Zinc Plated Mild Steel | 5 / bag | 1195 |
| Hex Head O ² Sensor Bung Plug | Male M18 x 1.5 | Zinc Plated Mild Steel | 100 / box | 11195 |
| Hex Head O ² Sensor Bung Plug | Male M12 x 1.25 | Zinc Plated Mild Steel | 1 / bag | 10408 * |

Note: An asterisk (*) denotes a new part number.

Specialty Sensor Bung Adapter Fittings

- The Male end of these adapter fittings are designed to thread into an M18 x 1.5 Female Exhaust Sensor Bung.
- Manufactured entirely from 304 Stainless Steel

| Description | Thread | Package Quantity | Part No. |
|--|------------------------------------|------------------|--------------|
| Thread-On Sensor Bung Adapter with Interchangeable Inserts | Male M18 x 1.5 to Female M18 x 1.5 | 1 set / bag | 11621 |



| Description | Thread | Package Quantity | Part No. |
|--|------------------------------------|------------------|--------------|
| Thread-On "J-Style" Sensor Bung Adapter with Interchangeable Inserts | Male M18 x 1.5 to Female M18 x 1.5 | 1 set / bag | 11619 |

| Description | Material | Package Quantity | Part No. |
|----------------------------------|---------------------|------------------|----------------|
| Hardware kit for 11619 and 11621 | 304 Stainless Steel | 1 set / bag | 11622 * |



TECH TIP Start with the largest insert and work your way down to the smallest until you achieve the desired outcome.

Oxygen Sensor Socket Tool

This cut-away Socket Tool is designed to clear the O2 Sensor Wire and simplifies the installation or removal of an Oxygen Sensor.

| Description | Part No. |
|--|--------------|
| O2 Sensor Socket Tool (with 3/8" drive receiver) | 11148 |



EGT Sensor Weld Bungs and Plugs



1197



11147

| Description | Thread Pitch | Material | Package Quantity | Part No. |
|----------------------|-----------------|------------------------|------------------|--------------|
| EGT Sensor Weld Bung | Female 1/8" NPT | 304 Stainless Steel | 1 / bag | 1197 |
| EGT Sensor Weld Bung | Female 1/8" NPT | Gr. 5 Titanium | 1 / bag | 1197T |
| EGT Sensor Bung Plug | Male 1/8" NPT | Zinc Plated Mild Steel | 1 / bag | 11147 |

300 Series Stainless Steel Exhaust Hanger Rods


| Hanger Rod O.D. | Overall Length | Quantity | Part No. |
|-----------------|----------------|-----------|--------------|
| 3/8" (9.5mm) | 9" (228.6mm) | 10 / pack | 11898 |
| 1/2" (12.7mm) | 9" (228.6mm) | 10 / pack | 11899 |



* Please refer to page 117 for our complete offering of Titanium Hanger Rods

Exhaust Hanger Rod Clips

Vibrant Hanger Rod Clips, made from Delrin®, fill the gap when a Hanger Rod and a Rubber Hanger does not fit snugly. Installation of these Hanger Rod Clips minimize the ability for a Rubber Hanger to slide freely back and forth along a hanger rod, thereby reducing unwanted exhaust system movement.



| Description | Package Quantity | Part No. |
|--|------------------|--------------|
| Clips for 3/8" O.D. (9.5mm) Hanger Rods | 2 / bag | 1198C |
| Clips for 1/2" O.D. (12.7mm) Hanger Rods | 2 / bag | 1199C |

Note: An asterisk (*) denotes a new part number.

Torca® TC Series Stainless Steel Butt Joint Couplers

TC Series Butt Joint Clamps provide a high-performance sleeve clamp solution for joining equal sized exhaust system components without the need for resizing or slotting. Features 409 Stainless Steel construction. **Recommended torque: 48+/-7Nm (Static Torque)**



| Application | Part No. |
|--|--------------|
| For use with 2-1/2" (63.5mm) O.D. Tubing | 1171 |
| For use with 2-3/4" (69.9mm) O.D. Tubing | 1176 |
| For use with 3" (76.2mm) O.D. Tubing | 11730 |
| For use with 3-1/2" (88.9mm) O.D. Tubing | 1177 |

Torca® Easy Seal Stainless Steel Sleeve Clamps

Easy Seal Clamps provide simple and cost effective connection of exhaust components. No need to separate tubing before clamping. **Recommended torque: 65-80Nm (Static Torque).**

| Application | Joint Style | Part No. |
|--|-------------|----------------|
| For use with 2" (50.8mm) O.D. Tubing | Butt Joint | 1179 |
| For use with 2-1/4" (57.2mm) O.D. Tubing | Butt Joint | 1170 |
| For use with 3" (76.2mm) O.D. Tubing | Butt Joint | 1172 |
| For use with 3" (76.2mm) O.D. Tubing | Lap Joint | 1627T * |
| For use with 3-1/2" (88.9mm) O.D. Tubing | Butt Joint | 1174 |
| For use with 4" (101.6mm) O.D. Tubing | Butt Joint | 1178 |



Torca® AccuSeal Stainless Steel Exhaust Clamps

Accuseal Clamps provide a unique seal and the ability to withstand high clamping loads without permanently distorting exhaust components. They allow the flexibility to disassemble for future service. Made from 409 Stainless Steel. **Recommended torque: 55+/-8Nm (Static Torque).**



| Application | Band Width | Part No. |
|--|-----------------|-------------|
| For use with 2" (50.8mm) O.D. Tubing | 1" (25.4mm) | 1163 |
| For use with 2-1/4" (57.2mm) O.D. Tubing | 1" (25.4mm) | 1164 |
| For use with 2-1/2" (63.5mm) O.D. Tubing | 1" (25.4mm) | 1166 |
| For use with 2-3/4" (69.9mm) O.D. Tubing | 1" (25.4mm) | 1169 |
| For use with 3" (76.2mm) O.D. Tubing | 1" (25.4mm) | 1167 |
| For use with 3-1/2" (88.9mm) O.D. Tubing | 1" (25.4mm) | 1162 |
| For use with 4" (101.6mm) O.D. Tubing | 1-1/4" (31.8mm) | 1168 |

Stainless Steel V-Band Clamps

Quick Release V-band Clamps are made from 300 series Stainless Steel. **Recommended torque: 36-48 in.lbs**

| To Suit V-Band Flange O.D. | Corresponding Tube Size | Part No. |
|----------------------------|---------------------------------|--------------|
| 2-3/16" (55.4mm) | For 1-1/2" (38.1mm) O.D. tubing | 1486C |
| 2-7/16" (62.2mm) | For 1-3/4" (44.5mm) O.D. tubing | 1487C |
| 2-9/16" (65.1mm) | For 2" (50.8mm) O.D. tubing | 1488C |
| 2-13/16" (71.4mm) | For 2-1/4" (57.2mm) O.D. tubing | 1489C |
| 3-3/16" (81mm) | For 2-1/2" (63.5mm) O.D. tubing | 1490C |
| 3-13/16" (96.8mm) | For 3" (76.2mm) O.D. tubing | 1491C |
| 4-1/8" (104.8mm) | For 3-1/2" (88.9mm) O.D. tubing | 1492C |
| 4-5/8" (117.5mm) | For 4" (101.6mm) O.D. tubing | 1493C |
| 5-3/4" (146.1mm) | For 5" (127mm) O.D. tubing | 1494C |

TECH TIP

Use hand tools only for assembly/disassembly.



| Description | Part No. |
|--|---------------|
| Replacement Fastener Set for Vibrant V-Band Clamps | 11146K |

Note: An asterisk () denotes a new part number.*

J-Spec Exhaust Manifold Outlet Flange Kit



Vibrant J-Spec Exhaust Manifold Outlet Flange Kits are designed to simplify the installation of any manifold with a 2-1/2" diameter outlet. This kit consists of a 2-bolt connecting flange (with a flared outlet neck) and a 2-1/2" I.D. donut style Graphite Gasket.

This flange kit will work with OE or aftermarket Spring Bolts.

Note: Center to Center measurement on the 2-bolt flange is 4-3/4" (120.7mm)

Part No. 2599

* Donut Gasket also sold separately part # 2599B

Multi Layer Graphite Exhaust Gaskets

• Refer to Page 86 of this catalog to find the matching Stainless Steel Flanges for these Gaskets and all corresponding dimensional data.



| Description | 2 Bolt Gasket Part No. | 3 Bolt Gasket Part No. |
|----------------------|------------------------|------------------------|
| 2" (50.8mm) I.D. | 1455 | -- |
| 2-1/4" (57.2mm) I.D. | 1456 | 1461 |
| 2-1/2" (63.5mm) I.D. | 1457 | 1462 |
| 2-3/4" (69.9mm) I.D. | 1465 | 1466 |
| 3" (76.2mm) I.D. | 1458 | 1463 |
| 3-1/2" (88.9mm) I.D. | -- | 1464 |
| 4" (101.6mm) I.D. | 1459 | -- |

| Description | Part No. |
|---|----------|
| 4-Bolt Graphite Gasket for Nom. 3" Oval Flanges | 13175G |
| 4-Bolt Graphite Gasket for Nom. 3-1/2" Oval Flanges | 13176G |
| 4-Bolt Graphite Gasket for Nom. 4" Oval Flanges | 13177G |



Donut Style Graphite Gaskets



| Gasket I.D. | Gasket O.D. | Height | Part No. |
|-------------------|-------------------|---------------|----------|
| 2-35/64" (64.8mm) | 3-19/64" (83.6mm) | 5/8" (15.9mm) | 2599B |
| 2-17/32" (64.3mm) | 3-3/8" (85.6mm) | 1/2" (12.7mm) | 10108G |
| 2-19/64" (58.4mm) | 2-45/64" (68.6mm) | 5/8" (15.9mm) | 10530 |
| 2-1/32" (51.6mm) | 2-17/32" (64.3mm) | 5/8" (15.9mm) | 10531 |
| 2-1/32" (51.6mm) | 2-19/32" (65.8mm) | 1/2" (12.7mm) | 10532 |
| 1-25/32" (45.2mm) | 2-11/32" (59.4mm) | 1/2" (12.7mm) | 10533 |

Spring Bolt Kits



| Description | Part No. |
|---|----------|
| 3 bolt, 10mm GM style Spring Bolt Kit (3 bolts, 3 nuts & 3 springs) | 10113 |

Muffler Inner Silencer

When installed, this removable baffle helps deaden exhaust tone on Vibrant Performance TPV Universal Mufflers with 4" O.D. Exhaust Tips.



| Baffle O.D. | Tuning Tube Diameter | Part No. |
|----------------|----------------------|----------|
| 3.90" (99.1mm) | 2-1/2" (63.5mm) | 1184 |

Stainless Steel Interlock Hose

Stainless Steel Interlock Hose provides extra flexibility when fabricating a wastegate dump tube in tight areas.



| Description | Part No. |
|---|----------|
| S.S. Interlock Hose 1-1/2" I.D. (38.1mm) x 20" (508mm) long | 84027 |

Stainless Steel Exhaust Tips

All Vibrant Performance Exhaust Tips are made from 304 Stainless Steel for optimum corrosion resistance and then undergo a three stage polishing process for a brilliant, mirror-like finish.

| Outlet O.D. | Inlet I.D. | Overall Length | Part No. |
|-----------------|-----------------|----------------|-------------|
| 3-1/2" (88.9mm) | 2-1/2" (63.5mm) | 10" (254mm) | 1339 |



Double Wall, Straight Cut, Bevelled Edge



| Outlet O.D. | Inlet I.D. | Overall Length | Part No. |
|-----------------|-----------------|----------------|--------------|
| 3-1/2" (88.9mm) | 2-1/2" (63.5mm) | 10" (254mm) | 1339B |

Double Wall, Straight Cut, Bevelled Edge

| Outlet O.D. | Inlet I.D. | Overall Length | Part No. |
|-----------------|-----------------|----------------|-------------|
| 3-1/2" (88.9mm) | 2-1/2" (63.5mm) | 10" (254mm) | 1326 |



Single Wall, Angle Cut, Rolled Edge



| Dual Outlet O.D. | Inlet I.D. | Overall Length | Part No. |
|------------------|-----------------|----------------|--------------|
| 3-1/2" (88.9mm) | 2-1/2" (63.5mm) | 10" (254mm) | 1326B |

Single Wall, Angle Cut, Rolled Edge

| Dual Outlet O.D. | Inlet I.D. | Overall Length | Part No. |
|------------------|-----------------|----------------|-------------|
| 3-1/2" (88.9mm) | 2-1/2" (63.5mm) | 10" (254mm) | 1333 |



Single Wall, Angle Cut



Oval, Single Wall, Angle Cut, Rolled Edge

| Dual Outlet Size | Inlet I.D. | Overall Length | Part No. |
|--------------------------------------|-----------------|----------------|-------------|
| 3-1/4" x 2-3/4" (82.6mm x 69.9mm) | 2-1/4" (57.2mm) | 10" (254mm) | 1335 |

| Outlet O.D. | Inlet I.D. | Overall Length | Part No. |
|-----------------|-----------------|------------------|---------------|
| 4" (101.6mm) | 2-1/4" (57.2mm) | 7-3/4" (197mm) | 1207 |
| 4" (101.6mm) | 2-1/2" (63.5mm) | 7-3/4" (197mm) | 1269 * |
| 4" (101.6mm) | 3" (76.2mm) | 7-3/4" (197mm) | 1270 * |
| 3-1/2" (88.9mm) | 2-1/4" (57.2mm) | 7-1/2" (190.5mm) | 1226 |
| 3-1/2" (88.9mm) | 2-1/2" (63.5mm) | 7-1/2" (190.5mm) | 1272 |
| 3" (76.2mm) | 2" (50.8mm) | 6-1/2" (165mm) | 1209 |



Double Wall, Bevelled Edge Angle Cut




Double Wall, Angle Cut, Rolled Edge

| Outlet O.D. | Inlet I.D. | Overall Length | Part No. |
|--------------|-----------------|----------------|---------------|
| 4" (101.6mm) | 2-1/4" (57.2mm) | 7-3/4" (197mm) | 1303 |
| 4" (101.6mm) | 2-1/2" (63.5mm) | 7-3/4" (197mm) | 1342 * |
| 4" (101.6mm) | 3" (76.2mm) | 7-3/4" (197mm) | 1343 * |


Note: An asterisk () denotes a new part number.*

Stainless Steel Exhaust Tips (Continued)

| Outlet Size | Inlet I.D. | Overall Length | Part No. |
|--|-----------------|------------------|-------------|
| 5-1/2" x 3" Oval (139.7mm x 76.2mm) | 2-1/4" (57.2mm) | 7-1/2" (190.5mm) | 1405 |



Oval, Single Wall, Angle Cut, Rolled Edge




Oval, Single Wall, Angle Cut, Rolled Edge

| Outlet Size | Inlet I.D. | Overall Length | Part No. |
|--|-----------------|------------------|-------------|
| 4-1/2" x 3" Oval (114.3mm x 76.2mm) | 2-1/2" (63.5mm) | 7-3/4" (196.9mm) | 1406 |

| Outlet Size | Inlet I.D. | Overall Length | Part No. |
|---------------------------------------|-----------------|------------------|-------------|
| 7-3/4" x 1-7/8" (196.9mm x 47.6mm) | 2-1/4" (57.2mm) | 9-1/2" (241.3mm) | 1607 |
| 7-3/4" x 1-7/8" (196.9mm x 47.6mm) | 2-1/2" (63.5mm) | 9-1/2" (241.3mm) | 1606 |



Single Wall, Rolled Edge, Camaro Style



Single Wall, Angle Cut

| Outlet O.D. | Inlet I.D. | Overall Length | Part No. |
|-----------------|-----------------|----------------|-------------|
| 3" (76.2mm) | 2-1/4" (57.2mm) | 11" (279.4mm) | 1558 |
| 3" (76.2mm) | 2-1/2" (63.5mm) | 11" (279.4mm) | 1559 |
| 3" (76.2mm) | 2-1/2" (63.5mm) | 18" (457.2mm) | 1551 |
| 3-1/2" (88.9mm) | 3" (76.2mm) | 11" (279.4mm) | 1561 |
| 3-1/2" (88.9mm) | 2-1/2" (63.5mm) | 20" (508mm) | 1554 |
| 4" (101.6mm) | 2-1/2" (63.5mm) | 20" (508mm) | 1555 |
| 4" (101.6mm) | 3" (76.2mm) | 20" (508mm) | 1557 |

| Outlet O.D. | Inlet I.D. | Overall Length | Part No. |
|-----------------|-----------------|----------------|-------------|
| 3" (76.2mm) | 2-1/2" (63.5mm) | 11" (279.4mm) | 1575 |
| 3-1/2" (88.9mm) | 2-1/2" (63.5mm) | 18" (457.2mm) | 1579 |
| 3-1/2" (88.9mm) | 3" (76.2mm) | 11" (279.4mm) | 1578 |
| 4" (101.6mm) | 2-1/2" (63.5mm) | 18" (457.2mm) | 1583 |



Single Wall, Angle Cut, Rolled Edge



Single Wall, Angle Cut, Rolled Edge
Bolt-on style

| Outlet O.D. | Inlet I.D. | Overall Length | Part No. |
|-------------|-----------------|------------------|-------------|
| 3" (76.2mm) | 2-1/4" (57.2mm) | 5-1/2" (139.7mm) | 1503 |

Titanium

Titanium has long been used in the Aerospace and Motorsports industries due to its outstanding strength to weight ratio. Those characteristics make Titanium the ideal raw material for professional fabricators looking to build durable and ultra-lightweight high performance induction and exhaust components that can stand up to the rigors of racing.

Best of all, Vibrant makes Titanium more affordable and more easily accessible than it has been in the past. Make Vibrant Performance your choice for all your Titanium fabrication components!




Tubing and Bends



HD Flange Weld Ferrules

A close-up photograph of a titanium flange with a weld ferrule. The metal has a bright, reflective surface with some blueish-purple hues from the welding process. The ferrule is a thick, circular ring welded to the flange.



Mufflers and Resonators

A photograph of a titanium muffler or resonator component. It is a long, cylindrical tube with a flange at one end. The surface is highly reflective and shows some signs of wear or discoloration.



Pie Cuts

A photograph of a titanium tube with several pie cuts. These are diagonal grooves cut into the side of the tube, spaced out along its length. The metal is highly reflective.

| | |
|--|-----|
| Titanium Tubing, Bends and Pie Cuts | 114 |
| Titanium Flanges | 115 |
| Titanium Slip Fits, Transitions and Hardware | 116 |
| Titanium Mufflers and Resonators | 117 |

Titanium Straight Tubing

- CP1 grade Titanium. 0.039" (1mm) wall thickness.
- Ready to weld right out of the box.



| Tube O.D. | Tube Length | Part No. |
|-----------------|-------------------|--------------|
| 1-1/2" (38.1mm) | 39-3/8" (1 meter) | 13368 |
| 1-3/4" (44.5mm) | 39-3/8" (1 meter) | 13369 |
| 2" (50.8mm) | 39-3/8" (1 meter) | 13370 |
| 2-1/4" (57.2mm) | 39-3/8" (1 meter) | 13371 |
| 2-1/2" (63.5mm) | 39-3/8" (1 meter) | 13372 |
| 3" (76.2mm) | 39-3/8" (1 meter) | 13374 |
| 3-1/2" (88.9mm) | 39-3/8" (1 meter) | 13375 |
| 4" (101.6mm) | 39-3/8" (1 meter) | 13376 |

Titanium Loose Radius Pie Cuts (5 pcs = 45° Elbow)

- Precision Laser Cut from CP1 Grade Titanium tubing
- 0.039" (1mm) wall thickness.
- 5 Pie Cuts at 9° each = 45° elbow.



| Tube O.D. | Centerline Radius | Part No. |
|-----------------|-------------------|--------------|
| 1-1/2" (38.1mm) | 3-3/16" (80mm) | 13268 |
| 1-3/4" (44.5mm) | 3-1/2" (89mm) | 13269 |
| 2" (50.8mm) | 3-5/8" (92mm) | 13270 |
| 2-1/4" (57.2mm) | 3-3/4" (95mm) | 13271 |
| 2-1/2" (63.5mm) | 4-7/16" (112mm) | 13272 |
| 3" (76.2mm) | 4-3/4" (121mm) | 13274 |
| 3-1/2" (88.9mm) | 5-3/4" (146mm) | 13275 |
| 4" (101.6mm) | 5-3/4" (146mm) | 13276 |

Titanium Tight Radius Pie Cuts (6 pcs = 90° Elbow)

- Precision Laser Cut from CP1 Grade Titanium tubing.
- 0.039" (1mm) wall thickness.
- 6 Pie Cuts at 15° each = 90° elbow.



| Tube O.D. | Centerline Radius | Part No. |
|-----------------|-------------------|--------------|
| 1-1/2" (38.1mm) | 1-15/16" (50mm) | 13515 |
| 1-3/4" (44.5mm) | 2-1/16" (53mm) | 13517 |
| 2" (50.8mm) | 2-3/16" (56mm) | 13520 |
| 2-1/4" (57.2mm) | 2-5/16" (59.5mm) | 13522 |
| 2-1/2" (63.5mm) | 2-1/2" (63mm) | 13525 |
| 3" (76.2mm) | 2-3/4" (70mm) | 13530 |
| 3-1/2" (88.9mm) | 3" (76mm) | 13535 |
| 4" (101.6mm) | 3-1/4" (82.5mm) | 13540 |

Titanium Mandrel Bends

- Vibrant Performance Titanium Mandrel Bends are manufactured from 1.2mm (0.047") thick CP1 Titanium Tubing.
- Titanium bends are approximately 70% lighter than equivalent 16 gauge 304 S.S. bends, while still offering the same overall strength and performance.



| Bend Angle | Tube O.D. | Centerline Radius | Leg Length | Part No. |
|------------|-----------------|-------------------|------------|--------------|
| 45° | 2-1/2" (63.5mm) | 3-15/16" (100mm) | 5" (127mm) | 13452 |
| 90° | 2-1/2" (63.5mm) | 3-15/16" (100mm) | 5" (127mm) | 13902 |
| 45° | 3" (76.2mm) | 4-3/4" (120mm) | 5" (127mm) | 13454 |
| 90° | 3" (76.2mm) | 4-3/4" (120mm) | 5" (127mm) | 13904 |

Titanium V-Band Flange Assemblies

Vibrant Performance Titanium V-Band Flanges are precision CNC machined from CP2 Grade Titanium.

Like all Vibrant Performance V-Band flanges, our Titanium flanges feature a unique "Male/Female" locking design to allow for a gasket free seal and to ensure proper alignment inside the clamp.

Our Full Assemblies consist of a pair of CP2 Grade Titanium Flanges packaged with a 300 series Stainless Steel Quick Release V-Band Clamp. Male and Female flanges are also sold separately and can be coupled with Vibrant's equivalent size Stainless Steel and Aluminum V-band flanges.



| For Use with Tube O.D. Size | Flange O.D. | Full Assembly Part No. | Individual Male V-Band Flange Part No. | Individual Female V-Band Flange Part No. | Stainless Steel V-Band Clamp Part No. |
|-----------------------------|-------------------|------------------------|--|--|---------------------------------------|
| For 2" (50.8mm) O.D. | 2-9/16" (65.1mm) | 12488 * | 12488M * | 12488F * | 1488C |
| For 2-1/2" (63.5mm) O.D. | 3-3/16" (81mm) | 12490 | 12490M | 12490F | 1490C |
| For 3" (76.2mm) O.D. | 3-13/16" (96.8mm) | 12491 | 12491M | 12491F | 1491C |
| For 3-1/2" (88.9mm) O.D. | 4-1/8" (104.8mm) | 12492 | 12492M | 12492F | 1492C |
| For 4" (101.6mm) O.D. | 4-5/8" (117.5mm) | 12493 | 12493M | 12493F | 1493C |
| For 5" (127mm) O.D. | 5-3/4" (146.1mm) | 12494 * | 12494M * | 12494F * | 1494C |

Titanium Exhaust Flanges, 2 bolt and 3 bolt **NEW**

Manufactured entirely from CP2 Grade Titanium, these new flanges are a perfect match with Vibrant's equivalent sized Stainless Steel 2-bolt and 3-bolt Exhaust Flanges for customers wanting to transition seamlessly from Stainless Steel to Titanium.



2 bolt Flanges

| Flange I.D. | Bolt Hole Center to Center | Thickness | Flange Part No. | Matching Gasket Part No. |
|-----------------|----------------------------|-------------|-----------------|--------------------------|
| 2-1/2" (63.5mm) | 4" (101.6mm) | 5/16" (8mm) | 12420 * | 1457 |
| 3" (76.2mm) | 4-3/16" (105.4mm) | 5/16" (8mm) | 12422 * | 1458 |



3 bolt Flanges

| Flange I.D. | Bolt Circle | Thickness | Flange Part No. | Matching Gasket Part No. |
|-----------------|-------------------|-------------|-----------------|--------------------------|
| 2-1/2" (63.5mm) | 4" (101.6mm) | 5/16" (8mm) | 12430 * | 1457 |
| 3" (76.2mm) | 4-3/16" (105.4mm) | 5/16" (8mm) | 12432 * | 1458 |
| 3-1/2" (88.9mm) | 4-7/16" (113.3mm) | 5/16" (8mm) | 12434 * | 1464 |

Titanium HD Flange Weld Ferrules

You asked for it and now they are available. Vibrant Performance now offers CP2 Grade Titanium Weld Ferrules for our signature HD Clamp lineup of flexible connectors and are a perfect match to our equivalent sized Aluminum and Stainless Steel weld ferrules.

All Vibrant Titanium Weld Ferrules include an O-Ring to ensure a leak free seal.

| Use with Tube O.D. | Weld Ferrule Part No. | Matching HD Clamp Part No. | Matching O-Ring Part No. |
|--------------------|-----------------------|----------------------------|--------------------------|
| 2-1/2" (63.5mm) | 12585 * | 12535/B/P | 12575G |
| 3" (76.2mm) | 12586 * | 12536/B/P | 12576G |
| 3-1/2" (88.9mm) | 12587 * | 12537/B/P | 12577G |
| 4" (101.6mm) | 12588 * | 12538/B/P | 12578G |

NEW




Note: Our Full Offering of HD Clamps and related components are found on pages 48-49

Titanium HD Weld Ferrules are sold individually

Note: An asterisk (*) denotes a new part number.

Titanium Slip Joint Connector Sleeves

- Manufactured from 1mm (0.039") thick CP1 Titanium.
- Facilitates low profile joints for maximum ground clearance and are an excellent way to transition from Stainless Steel to Titanium.
- Each Slip Joint is pre-slotted for easy clamping. We recommend Torca® Accuseal Clamps to ensure a leak free connection. Please refer to page 108 of this catalog for our offering of Torca® clamps.



| Tube I.D. | Length | Part No |
|-----------------|-----------------|--------------|
| 1-1/2" (38.1mm) | 1-15/16" (50mm) | 13230 |
| 1-3/4" (44.5mm) | 1-15/16" (50mm) | 13231 |
| 2" (50.8mm) | 1-15/16" (50mm) | 13232 |
| 2-1/4" (57.2mm) | 1-15/16" (50mm) | 13233 |
| 2-1/2" (63.5mm) | 1-15/16" (50mm) | 13234 |
| 3" (76.2mm) | 1-15/16" (50mm) | 13235 |
| 3-1/2" (88.9mm) | 1-15/16" (50mm) | 13236 |
| 4" (101.6mm) | 1-15/16" (50mm) | 13237 |

Titanium Transitions

- Each transition is manufactured from 1mm (0.039") thick CP1 Titanium.



| Small O.D. | Large O.D. | Length | Part No |
|-----------------|-----------------|-----------------|--------------|
| 1-1/2" (38.1mm) | 2" (50.8mm) | 1-1/2" (38.1mm) | 13220 |
| 2" (50.8mm) | 2-1/2" (63.5mm) | 1-1/2" (38.1mm) | 13221 |
| 2-1/2" (63.5mm) | 3" (76.2mm) | 1-1/2" (38.1mm) | 13222 |
| 3" (76.2mm) | 4" (101.6mm) | 1-1/2" (38.1mm) | 13223 |

CP2 Titanium Exhaust Sensor Weld Bungs

| Description | Thread | Bung O.D. | Bung Height | Package Quantity | Part No. |
|-------------------|------------|---------------|---------------|------------------|----------------|
| Titanium O2 Bung | M18 x 1.5 | 1" (25.4mm) | 1/2" (12.7mm) | 1 / bag | 1194T |
| Titanium O2 Bung | M12 x 1.25 | 3/4" (19.1mm) | 9/16" (15mm) | 1 / bag | 12409 * |
| Titanium EGT Bung | 1/8" NPT | 5/8" (15.9mm) | 1/2" (12.7mm) | 1 / bag | 1197T |



CP2 Titanium Male AN Weld Bungs

| Male AN Size | Package Quantity | Part No |
|--------------|------------------|----------------|
| -6 | 1 / bag | 12451 * |
| -8 | 1 / bag | 12452 * |
| -10 | 1 / bag | 12453 * |
| -12 | 1 / bag | 12454 * |



Titanium Filler Rod

- Sold in convenient 1 lb. quantity.



| Filler Rod Thickness | Filler Rod Length | Part No. |
|----------------------|-------------------|--------------|
| 0.039" (1mm) | 39-3/8" (1 meter) | 29911 |
| 0.063" (1.6mm) | 39-3/8" (1 meter) | 29961 |

Titanium Weld Tab Set

- Includes a pair of Titanium Weld Tabs and a Stainless Steel Spring.




Part No. **10341**

"Try-Ti" Titanium Sampler Pack

Not familiar with welding Titanium? No problem! Vibrant's "Try-Ti" Sampler Packs are an ideal and inexpensive way to get some practice with Titanium before diving into bigger projects.

Includes Flat Sheet, Pie Cuts and Weld Rod. Please note that some components included in this Sample Pack may be of "B-Grade" quality.



| Description | Part No |
|--------------------------------|----------------|
| "Try-Ti" Titanium Sampler Pack | 13995 * |


Note: An asterisk (*) denotes a new part number.

Titanium Universal Mufflers with Exhaust Tip

- All Vibrant Ti Universal Mufflers are manufactured entirely from CP1 Grade Titanium.
- Features a "True Straight Through" perforated Titanium core to ensure unrestricted exhaust flow.
- All Vibrant Ti Mufflers are densely packed with our premium, high temperature resistant sound absorption packing materials for a desirable low deep exhaust note.



Blue Ti Finish on Tip



Natural Finish on Tip

| Inlet I.D. | Tip O.D. (Tip Finish) | Muffler Body O.D. | Overall Length | Muffler Body Length | Unit Weight | Part No. |
|-----------------|-----------------------------|-------------------|----------------|---------------------|--------------------|--------------|
| 2-1/2" (63.5mm) | 4" (101.6mm) Blue Ti Finish | 6-1/4" (160mm) | 17" (432mm) | 10" (254mm) | 4.10 lbs (1.86 kg) | 17560 |
| 2-1/2" (63.5mm) | 4" (101.6mm) Natural Finish | 6-1/4" (160mm) | 17" (432mm) | 10" (254mm) | 4.10 lbs (1.86 kg) | 17561 |
| 3" (76.2mm) | 4" (101.6mm) Blue Ti Finish | 6-1/4" (160mm) | 17" (432mm) | 10" (254mm) | 4.12 lbs (1.87 kg) | 17562 |
| 3" (76.2mm) | 4" (101.6mm) Natural Finish | 6-1/4" (160mm) | 17" (432mm) | 10" (254mm) | 4.12 lbs (1.87 kg) | 17563 |
| 3-1/2" (88.9mm) | 4" (101.6mm) Blue Ti Finish | 6-1/4" (160mm) | 17" (432mm) | 10" (254mm) | 4.23 lbs (1.92 kg) | 17564 |
| 3-1/2" (88.9mm) | 4" (101.6mm) Natural Finish | 6-1/4" (160mm) | 17" (432mm) | 10" (254mm) | 4.23 lbs (1.92 kg) | 17565 |

Titanium Universal Mufflers / Resonators



| Inlet / Outlet I.D. | Muffler Body O.D. | Overall Length | Unit Weight | Part No. |
|---------------------|-------------------|----------------|--------------------|--------------|
| 2-1/2" (63.5mm) | 4-1/4" (108mm) | 12" (305mm) | 1.92 lbs (0.87 kg) | 17525 |
| 2-1/2" (63.5mm) | 5-1/2" (138mm) | 16" (406mm) | 3.83 lbs (1.74 kg) | 17527 |
| 3" (76.2mm) | 4-1/4" (108mm) | 12" (305mm) | 1.94 lbs (0.88 kg) | 17530 |
| 3" (76.2mm) | 5-1/2" (138mm) | 16" (406mm) | 3.85 lbs (1.75 kg) | 17532 |
| 3-1/2" (88.9mm) | 5-1/2" (138mm) | 16" (406mm) | 3.94 lbs (1.79 kg) | 17535 |
| 4" (101.6mm) | 5-7/8" (150mm) | 16" (406mm) | 4.00 lbs (1.82 kg) | 17540 |

Titanium Race Mufflers

| Inlet / Outlet I.D. | Muffler Body O.D. | Overall Length | Unit Weight | Part No. |
|---------------------|-------------------|----------------|--------------------|----------------|
| 3" (76.2mm) | 4-1/4" (108mm) | 7" (178mm) | 1.26 lbs (0.57 kg) | 17630 * |
| 3-1/2" (88.9mm) | 5-1/2" (138mm) | 8" (203mm) | 1.81 lbs (0.82 kg) | 17635 * |
| 4" (101.6mm) | 5-7/8" (150mm) | 8" (203mm) | 1.98 lbs (0.90 kg) | 17640 * |

NEW



304 Stainless Steel Muffler Body Clamp

Features a thick rubber liner to prevent scratching or damaging your Titanium Muffler. Also allows for welding of Stainless Steel Hanger Rods.



| Description | Part No. |
|--|--------------|
| Clamp for 4-1/4" O.D. (108mm) Mufflers | 17116 |
| Clamp for 5-1/2" O.D. (138mm) Mufflers | 17117 |
| Clamp for 6-1/4" O.D. (160mm) Mufflers | 17119 |

CP1 Titanium Hanger Rods

These ultra-lightweight hollow Titanium Hanger Rods are easily formed by hand with a lever style bending tool. Sold in Pairs.

| Rod O.D. | Rod Length | Part No. |
|---------------|-------------|---------------|
| 3/8" (9.5mm) | 10" (250mm) | 11890A |
| 1/2" (12.7mm) | 10" (250mm) | 11891A |



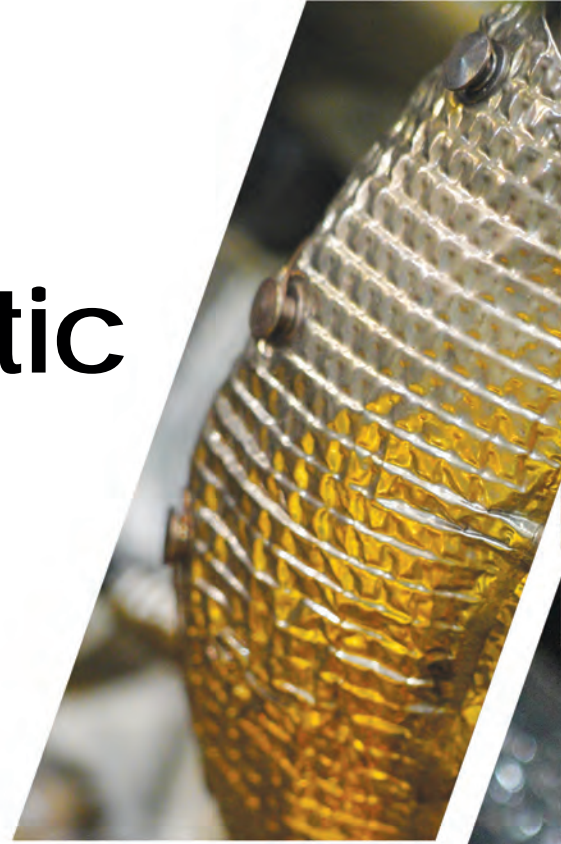
Sold In Pairs

Note: An asterisk (*) denotes a new part number.

Heat and Acoustic Solutions

High-Performance vehicles and excessive heat have always gone hand in hand but those elevated engine temperatures can have a ripple effect that can negatively impact power output as well as put critical components at risk of premature or catastrophic failure.

Vibrant Performance offers a wide variety of heat protection solutions that deliver reliable and cost-effective results, helping your vehicle and your expensive components avoid the ravages of heat damage.



Pre-Formed Heat Shields

- 119 DCI SheetHot and SheetHot Extreme Heat Shields
- 120 Accoustic Shields
- 121 Wire and Hose Protection
- 121 Spark Plug Boot Covers

Heat Shielding Solutions


Vibrant Performance has teamed up with DCI Performance Products™ to bring their industry leading Heat Shielding products from their home in Australia to the North American High Performance aftermarket. DCI has been making a name for themselves as a respected Tier 1 and Tier 2 OEM supplier of shielding solutions for many of the world's leading car and off-road vehicle manufacturers and their shields have become a staple for many top race teams around the world. Their patented technology allows them to create superior Heat and Acoustic Shields that are lightweight, recyclable, easy to install and cost effective.



Heat Shields

Don't let heat affect the integrity of your car or the quality and comfort of your ride. DCI's SHEETHOT™ range of Heat Shields protect your vehicle and its components from heat damage and prevents heat transfer to the interior.

SHEETHOT™ TF-600 Heat Shield



TF-600 Heat Shields are engineered for use on underbody components where rigid and robust shielding is required. These formable but highly rigid shields feature 6-layer dimpled Aluminum Material.

| Description | Sheet Size | Maximum Temperature | Part No. |
|----------------------------------|-------------------------------|---------------------|----------|
| TF-600 Heat Shield – Large Sheet | 26-3/4" x 17" (680mm x 430mm) | 1100°F (600°C) | 25600L |
| TF-600 Heat Shield – Small Sheet | 11-3/4" x 9" (300mm x 230mm) | 1100°F (600°C) | 25600S |

SHEETHOT™ TF-400 Heat Shield



TF-400 Heat Shields are the ideal choice when easy manipulation of the shielding is necessary. They feature 4-layer dimpled Aluminum Material.

| Description | Sheet Size | Maximum Temperature | Part No. |
|----------------------------------|-------------------------------|---------------------|----------|
| TF-400 Heat Shield – Large Sheet | 26-3/4" x 17" (680mm x 430mm) | 1100°F (600°C) | 25400L |
| TF-400 Heat Shield – Small Sheet | 11-3/4" x 9" (300mm x 230mm) | 1100°F (600°C) | 25400S |

SHEETHOT™ TF-100 Heat Shield



TF-100 Heat Shields provide a cost effective solution for areas with significant air flow. These lightweight and highly formable flat sheets feature a single layer of Aluminum Material.

| Description | Sheet Size | Maximum Temperature | Part No. |
|----------------------------------|-------------------------------|---------------------|----------|
| TF-100 Heat Shield – Large Sheet | 26-3/4" x 17" (680mm x 430mm) | 950°F (510°C) | 25100L |

SHEETHOT™ FLEX ADHESIVE



Ideal for shielding areas of your vehicle where mechanical fasteners can't be used, such as Fuel Tanks and certain Engine Bay components. The adhesive backing on these Aluminized Fiberglass sheets makes their installation very easy. They are highly flexible and are ideal for dealing with radiant heat.

| Description | Sheet Size | Maximum Temperature | Part No. |
|----------------------------------|--------------------------------|---------------------|----------|
| Flex Adhesive Heat Shield – Roll | 39-1/4" x 20" (1000mm x 500mm) | 490°F (255°C) | 25200L |

TECH TIP - BEST PRACTICES FOR HEAT SHIELD INSTALLATION

- Use a cardboard template to determine the shape, size and form of the required shield.
- When cutting your template, always add an extra 3/8" (approximately 10mm) on all sides to allow for folding the edges.
- Use Sharp Scissors or Tin Snips to cut these shields.
- Fold the edges of the shield before forming/shaping to prevent layer separation, increase strength and to avoid cutting yourself.
- Mechanical Fasteners (such as Screws, Bolts, Pop Rivets and Clamps) are recommended for securing these shields.
- Whenever possible, allow a 3/8" to 3/4" (10mm to 20mm) air gap between the shield and the component being shielded.
- Always wear Safety Gloves and Glasses whenever working with these shielding materials.
- Neither Vibrant Performance, nor DCI Performance Products accepts responsibility for any harm caused by improper use of these shields.

XT-1000, XT-5000 and ULTIMATE Heat Shields

Extreme heat can affect your car's output as well as potentially causing serious damage to vehicle components. SHEETHOT EXTREME™ Heat Shields deliver an effective solution, protecting your car from heat damage and allowing you to maximize performance and longevity. Ideal for Exhaust Manifolds and Turbo Systems.




| Description | Construction | Sheet Size | Maximum Temperature | Part No. |
|---------------------------------|------------------------------------|--------------------------------------|---------------------|---------------|
| SheetHot Ultimate - Large Sheet | Stainless Steel Composite Material | 27-1/2" x 11-1/4" (700mm x 285mm) | 2190°F (1200°C) | 25015L |
| SheetHot Ultimate - Small Sheet | Stainless Steel Composite Material | 11-3/4" x 9" (300mm x 230mm) | 2190°F (1200°C) | 25015S |
| SheetHot XT-5000 - Large Sheet | Multi-Ply Aluminized Mild Steel | 27-1/2" x 11-1/4" (700mm x 285mm) | 1830°F (1000°C) | 25000L |
| SheetHot XT-1000 - Large Sheet | Single-Ply Aluminized Mild Steel | 31" x 11-1/2" (790mm x 290mm) | 1650°F (900°C) | 25010L |

Pre-Formed Heat Shields

SHEETHOT™ Pre-Formed Heat Shields allow for easy mounting directly to straight and bent tubing. Made from the same material as the TF-600 SHEETHOT™ heat shield (6 layer dimpled Aluminum).

| Description | Length | Maximum Temperature | Part No. |
|---|-------------|---------------------|--------------|
| Pipe Shield for 2" to 3" O.D. Straight Tubing | 12" (305mm) | 1100°F (600°C) | 25312 |
| Pipe Shield for 2" to 3" O.D. Straight Tubing | 24" (610mm) | 1100°F (600°C) | 25324 |
| Pipe Shield for 5" O.D. Straight Tubing | 18" (457mm) | 1100°F (600°C) | 25527 |



| Description | Length | Maximum Temperature | Part No. |
|---|----------------------|---------------------|--------------|
| 90° Pipe Shield for 2" to 3" O.D. Straight Tubing | 18" (457mm), 8" CLR | 1100°F (600°C) | 25390 |
| 90° Pipe Shield for 5" O.D. Straight Tubing | 20" (508mm), 11" CLR | 1100°F (600°C) | 25591 |

Application Specific Heat Shield Kits

| Application | Part No. |
|--|----------------|
| Fits Chevrolet C7 Corvette | 25660 * |
| Fits 1967-69 Chevrolet Camaro (1st Gen) (also fits Pontiac Firebird F-Body) | 25670 * |
| Fits 2015 to 2019 Ford Mustang S550 (6th gen) | 25680 * |



Ford Mustang kit

Acoustic Shields

Don't let irritating noises affect ride quality and comfort! DCI'S QUIETSHEET™ Acoustic Shields significantly reduce unwanted noise from making its way into your vehicle's cabin and will make driving a significantly more enjoyable experience.



| Description | Length | Maximum Temperature | Part No. |
|-----------------|-------------------------------|---------------------|---------------|
| Acoustic Shield | 30" x 26-3/4" (762mm x 680mm) | 390°F (200°C) | 25770L |

Note: An asterisk (*) denotes a new part number.

Wire and Hose Protection

Flexible Split Sleeving



Available in black only.

| Nominal Size | Sleeve Length | Part No. |
|-----------------|---------------|--------------|
| 1/4" (6.4mm) | 10 ft. (3.1m) | 25800 |
| 1/2" (12.7mm) | 10 ft. (3.1m) | 25801 |
| 3/4" (19.1mm) | 10 ft. (3.1m) | 25802 |
| 1" (25.4mm) | 5 ft. (1.5m) | 25804 |
| 1-1/2" (38.1mm) | 5 ft. (1.5m) | 25806 |

Lightweight and easy to install due to the unique self-wrapping Split Braid that allows you to add or remove wires, hoses or cables without disassembly. No need for fasteners like cable ties or tape, as these sleeves feature a 25% edge overlap and allow for tight radius bending without distorting.

Use a Hot Knife to cut this sleeving to prevent fraying.

Heat Protect Flexible Sleeving



Available in black only.
Sold in 5ft. lengths.

| Nominal Size | Use with AN Hose | 5' Length Part No. |
|-----------------|------------------|--------------------|
| 1/2" (12.7mm) | -4 | 25810 |
| 5/8" (15.9mm) | -6 | 25815 |
| 3/4" (19.1mm) | -8 | 25811 |
| 7/8" (22.2mm) | -10 | 25812 |
| 1" (25.4mm) | -12 | 25813 |
| 1-1/4" (31.8mm) | -16 | 25816 |
| 1-1/2" (38.1mm) | -20 | 25817 |

These Silicone wrapped Fiberglass Sleeves provide protection from ambient temperatures up to 500°F (260°C).

This sleeving is highly flexible and engineered to protect hoses, cables and wire harnesses from damage caused by exposure to extreme heat, open flame and weld sparks, as well as containing radiant heat. Resists automotive chemicals and solvents, and provides protection from abrasion, punctures and moisture.

EXTREMESHIELD 1200 Flexible Tubing



Available in Silver Only.

| Nominal Size | Sleeve Length | Part No. |
|-----------------|---------------|--------------|
| 1/2" (12.7mm) | 5 ft. (1.5m) | 25820 |
| 3/4" (19.1mm) | 5 ft. (1.5m) | 25821 |
| 1" (25.4mm) | 5 ft. (1.5m) | 25822 |
| 1-1/4" (31.8mm) | 5 ft. (1.5m) | 25823 |
| 1-1/2" (38.1mm) | 5 ft. (1.5m) | 25824 |

EXTREMESHIELD 1200 Flexible Tubing provides easy slip-on installation and offers outstanding protection for your wires, hoses and cables from temperatures up to 1200°F (650°C).

Features an Aluminized Heat Shield that is laminated onto tightly braided Fiberglass Insulation which provides superior protection from radiant heat. This tubing is not expandable so be sure to measure your application carefully.

EXTREMESHIELD 1400 Flexible Reflective Wrap



Available in Silver Only.

| Nominal Size | Sleeve Length | Part No. |
|-----------------|-----------------|--------------|
| 1/2" (12.7mm) | 4 ft. (101.6mm) | 25830 |
| 3/4" (19.1mm) | 4 ft. (101.6mm) | 25831 |
| 1" (25.4mm) | 4 ft. (101.6mm) | 25832 |
| 1-1/4" (31.8mm) | 4 ft. (101.6mm) | 25833 |
| 1-1/2" (38.1mm) | 4 ft. (101.6mm) | 25834 |

EXTREMESHIELD 1400 Thermal Wrap allows for easy installation on lines and hoses that are difficult to disassemble. Features an Aluminized outer layer that is bonded to insulating, self-wrapping Fiberglass. Simply wrap the split tubing around your components and seal it with the included "peel and stick" high temperature self-adhesive strip. Designed to withstand and reflect temperatures up to 1400°F (760°C).

Can be cut to size with a simple pair of scissors.

Spark Plugs Boot Insulation Sleeves

Protect your Spark Plug Wires at the connection to the boot with these easy, slip on braided Fiberglass Insulation Sleeves. Protects up to 1200° F (650°C) and requires minimal clearance from the heat source.



| Nominal Size | Quantity | Color | Part No. |
|---------------|----------|---------|--------------|
| 3/4" (19.1mm) | 4 / pack | Natural | 25890 |
| 3/4" (19.1mm) | 4 / pack | Black | 25891 |

Stainless Steel Cable Ties

Ideal for installing/securing heavy duty and high temperature sleeving.



| Size | Quantity | Part No. |
|----------------------|-----------|--------------|
| 7-1/2" (190mm) long | 10 / pack | 25895 |
| 14-1/2" (368mm) long | 10 / pack | 25898 |

Vibrant Merchandise

Snapback Baseball Caps



| Description | Part No |
|--------------------|---------|
| Black Baseball Cap | 39034 |
| Grey Baseball Cap | 39035 |

Reservoir Covers



| Description | Part No |
|-----------------|---------|
| Reservoir Cover | 2936 |

T-Shirts (Unisex)



| Description | Part No |
|-------------|---------|
| Small | 39041 |
| Medium | 39042 |
| Large | 39043 |
| X-Large | 39044 |
| XX-Large | 39045 |

T-Shirts (Ladies)



| Description | Part No |
|-------------|---------|
| Small | 39037 |
| Medium | 39038 |
| Large | 39039 |
| X-Large | 39040 |

Pop Socket



| Description | Part No |
|-------------|---------|
| Pop Socket | 2972 |

Shop Banner



| Description | Part No |
|--------------------------------|---------|
| 4ft x 2ft Banner with Grommets | 2994 |

Vinyl Stickers



| Description | Part No |
|--------------------------|---------|
| 6" x 2.25" Black Sticker | 2981 |
| 6" x 2.25" White Sticker | 2981W |
| 8" x 3.75" Black Sticker | 2983 |
| 8" x 3.75" White Sticker | 2983W |

Full Line Catalog



| Description | Part No |
|---------------------|---------|
| Revision 15 Catalog | 2950 |

Appendix



Photo courtesy of Mike Burroughs

Private Label Programs

Your Idea + Vibrant 's Private Label Team = SUCCESS

Are you spending too much time each day manufacturing existing products and not enough time working on the next big idea that will propel your business to future success? Let the Vibrant Performance Private Label team help!

Our experienced team of project managers and technical staff will work with you to deliver top quality products at competitive prices. Our capabilities are diverse and we always have the production capacity to handle your project, be it big or small.

Our specialties include:

- CNC Machining
- Laser Cutting
- Tube Bending
- Logistics & Warehousing
- Casting & Forging
- Stamping / Forming
- Custom Rubber Hose
- Product Design Support
- Design / Build Exhaust Systems, Air Intakes & Turbo Kits
- Custom Flexible Metal Hose
- Packaging Design & Production



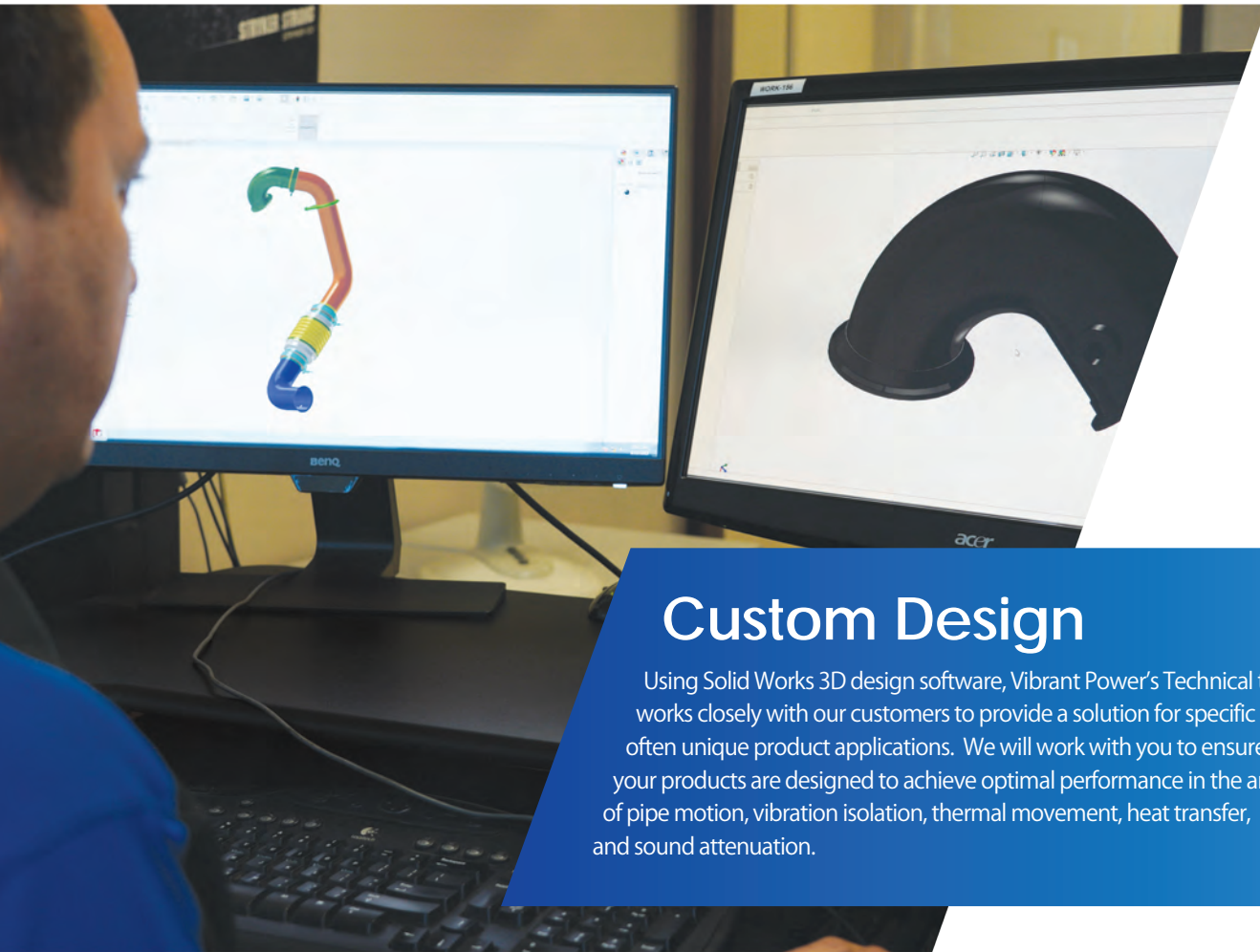
Large Volume Programs

Vibrant Performance can support your large volume components needs

Vibrant Power Inc., the corporate parent of Vibrant Performance has supplied key intake and exhaust components to original equipment manufacturers in over 50 countries. These partnerships are built on the timely, and reliable supply of high-quality products. Should you ever have the need for items in volume, we invite you to inquire about our related programs and to also learn how you can benefit from a strategic partnership with Vibrant Power Inc.

Our services include:

- Time to Market Efficiencies
- Competitive Pricing
- Made-to-Order
- Quality Control
- Distribution & Logistics
- Parts Availability



Custom Design

Using Solid Works 3D design software, Vibrant Power's Technical team works closely with our customers to provide a solution for specific and often unique product applications. We will work with you to ensure that your products are designed to achieve optimal performance in the areas of pipe motion, vibration isolation, thermal movement, heat transfer, and sound attenuation.

Rapid 3D Prototyping and Printing



Rapid Printed Prototype

Vibrant Power has the capability of transforming 3D CAD drawings into physical sample parts. Using FDM (Fused Deposition Molding) Technology, we can produce accurate rapid prototypes, product mock-ups or accurate functioning concept models. These prototypes can be used to validate the finished product specs before commencing full-scale production.

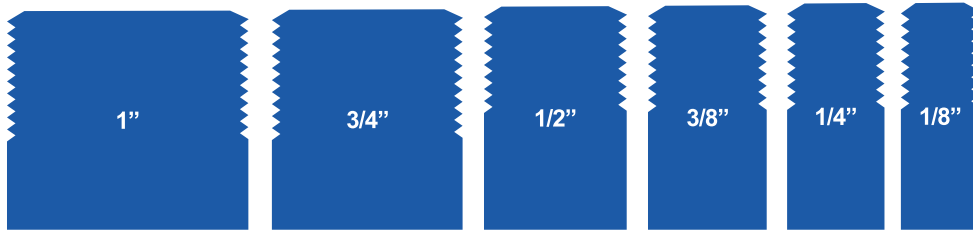


Finished Product

From concept to finished product, our rapid prototyping printing capabilities allow us to design, quote, develop and manufacture a finished product for our customers accurately and on time.

Male NPT Identification Chart

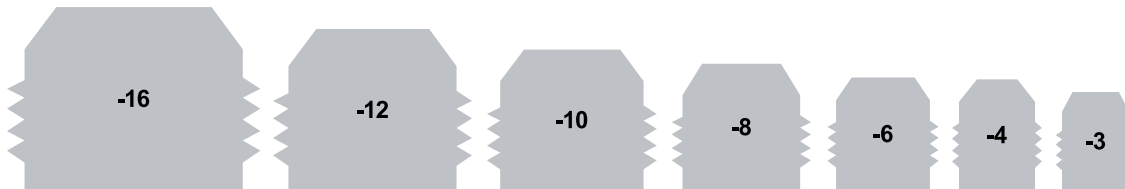
The silhouette images below depict the actual sizes of the various common NPT thread sizes. If you are unsure as to what thread size you are using, lay your fitting over the appropriate silhouette to determine its size.



Male AN/ORB Adapter Identification Chart

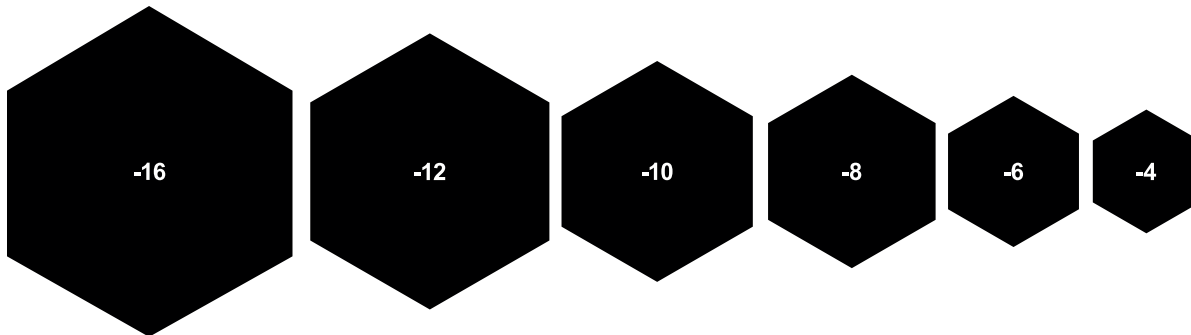
The silhouette images below depict the actual sizes of the various common AN/ORB thread sizes. If you are unsure as to what thread size fitting you are using, lay your fitting over the silhouette drawing to determine its size.

Please Note: AN and ORB threads are the same diameter. AN seals with the flare, ORB seals with an o-ring.



AN Hex O.D. Identification Charts

The silhouette images below depict the actual hex sizes of the various common types of fittings, hose ends and adapters. The number is SAE spanner size equivalent.



NPT (National Pipe Thread)

| Thread Size | Threads Per Inch | Closest AN Size |
|-------------|------------------|-----------------|
| 1/16" | 27 | -3 |
| 1/8" | 27 | -4 |
| 1/4" | 18 | -6 |
| 3/8" | 18 | -8 |
| 1/2" | 14 | -10 |
| 3/4" | 14 | -12 |
| 1" | 11-1/2 | -16 |
| 1-1/4" | 11-1/2 | -20 |
| 1-1/2" | 11-1/2 | -24 |
| 2" | 11-1/2 | -32 |

AN Thread

| Thread Size | Thread Size SAE | Threads Per Inch | Max Torque (ft/lbs) |
|-------------|-----------------|------------------|---------------------|
| -3 | 3/8" | 24 | 8.75 |
| -4 | 7/16" | 20 | 11.5 |
| -6 | 9/16" | 18 | 16.25 |
| -8 | 3/4" | 16 | 29 |
| -10 | 7/8" | 14 | 35 |
| -12 | 1-1/16" | 12 | 45 |
| -16 | 1-5/16" | 12 | 70 |
| -20 | 1-5/8" | 12 | 85 |

AN Nut

| Hex Size | B Nut AN Side | S Nut Hose Side |
|----------|---------------|-----------------|
| -3 | 1/2" | 7/16" |
| -4 | 9/16" | 3/4" |
| -6 | 11/16" | 7/8" |
| -8 | 7/8" | 1-1/16" |
| -10 | 1" | 1-1/4" |
| -12 | 1-1/4" | 1-7/16" |
| -16 | 1-1/2" | 1-3/4" |
| -20 | 1-13/16" | 2-5/16" |

PTFE Flex Hose Assembly Instructions

Please refer to page 14 for Vibrant's complete offering of PTFE lined Flexible Race Hoses



Using Vibrant Cutting shears (#2989), cut hose to length. To achieve a clean cut, wrap hose with Vibrant Clean Cut Tape (#2971) before cutting. Trim any stray strands of braid after cutting.



After cutting, inspect the inside of the hose to ensure the inner PTFE liner is not ovalized as this will cause difficulties with assembly.



If PTFE liner is ovalized, use the end of the fitting to gently massage liner back into round, being careful not to expand the liner past its original outside diameter.




Fully push / rotate the socket nut over the braided hose. Remove any tape left over from the cutting step.



Insert Aluminum olive provided between outer braid and PTFE tube. Make sure no braid is trapped between the PTFE liner and olive. Fully install olive onto hose using a hard surface or an olive tool.



Ensure PTFE tube is flat/square against internal seat of olive insert to achieve a proper seal.



Using a PTFE sealant paste, lubricate threads and male nipple, then carefully insert hose end into liner and thread socket nut until snug. Clock the hose end to the desired orientation before tightening socket nut.



Place hose end in Vibrant Aluminum Vise Jaws (#20990) to protect it from damage. Supporting the hose end in the desired clocked position, tighten socket nut to the hose end with Vibrant AN Wrench (#20993), ensuring no more than 1mm gap is achieved.

Standard Synthetic Rubber Lined Flex Hose Assembly Instructions

Please refer to pages 10-11 for Vibrant's complete offering of standard, synthetic rubber lined Flexible Race Hoses



To achieve a clean/square cut, start by wrapping the braided flex hose with Vibrant Clean Cut Adhesive Tape.

If cutting Stainless Steel Braided Hose, use Vibrant White Adhesive Tape (Part #2970) before cutting.

If cutting Nylon Braided Hose, first wrap a layer of our Clear, Non-Stick Adhesive Film (Part #2971) where you plan to make the cut, and then apply a layer of our White Adhesive Tape (#2970) before cutting.



Use Vibrant Cutting Shears (Part #2989) to cut flex hose to length.



Remove Adhesive Tape after cutting the hose to length. Be sure to trim any stray strands of braid and clean any debris from inside the hose.



Ensure the socket nut is fully seated on the braided flex hose, with no gap between the end of the hose and the shoulder of the socket nut ("S-Nut").



Lubricate the hose end adapter nipple to prevent the hose from pushing out the back of the "S-Nut" during assembly.

By hand, thread the hose end into the hose to avoid damaging the threads.



Use Vibrant Aluminum Vise Jaws (Part #20990) to hold the "S-Nut", and a Vibrant Adjustable AN Wrench (Part #20993) to tighten the Body Nut ("B-Nut") down to the "S-Nut".



Leave approximately a 1mm gap between the "B-Nut" and "S-Nut".


Do not bottom out the nuts when tightening to avoid the risk of snapping the fitting.

TECH TIP - SERVICING YOUR FLUID DELIVERY LINES



- Be sure to check the condition of your fluid delivery system on a regular basis to ensure worry free operation.
- Hose lines left sitting with fuel inside them can deteriorate over time, potentially leading to premature failure.
- At a minimum, inspect your fluid delivery system annually but we recommend doing a thorough inspection prior to any race event.

Muffler and Resonator Selection Guide









2.00" INLET SIZE

| MATERIAL | PART NO. | VOLUME OF PACKING (CUBIC INCH) |
|-----------------|----------|--|
| STAINLESS STEEL | 17890 | 52  |
























2.75" INLET SIZE

| MATERIAL | PART NO. | VOLUME OF PACKING (CUBIC INCH) |
|-----------------|----------|---|
| STAINLESS STEEL | 1143 | 179  |
| STAINLESS STEEL | 1132 | 441  |























2.25" INLET SIZE

| MATERIAL | PART NO. | VOLUME OF PACKING (CUBIC INCH) |
|-----------------|----------|---|
| STAINLESS STEEL | 1790 | 45  |
| STAINLESS STEEL | 1791 | 79  |
| STAINLESS STEEL | 1140 | 198  |
| STAINLESS STEEL | 1117 | 340  |
| STAINLESS STEEL | 1145 | 471  |
| STAINLESS STEEL | 1125 | 471  |
| STAINLESS STEEL | 1105 | 471  |
| STAINLESS STEEL | 1101 | 471  |

3.00" INLET SIZE

| MATERIAL | PART NO. | VOLUME OF PACKING (CUBIC INCH) |
|-----------------|----------|---|
| STAINLESS STEEL | 1794 | 44  |
| TITANIUM | 17530 | 57  |
| STAINLESS STEEL | 1795 | 77  |
| STAINLESS STEEL | 1142 | 168  |
| STAINLESS STEEL | 17950 | 176  |
| TITANIUM | 17532 | 217  |
| STAINLESS STEEL | 1062 | 236  |
| STAINLESS STEEL | 1061 | 236  |
| TITANIUM | 17563 | 241  |
| TITANIUM | 17562 | 241  |
| STAINLESS STEEL | 17955 | 251  |
| STAINLESS STEEL | 1119 | 297  |
| STAINLESS STEEL | 1059 | 331  |
| STAINLESS STEEL | 1149 | 424  |
| STAINLESS STEEL | 1147 | 424  |
| STAINLESS STEEL | 1127 | 424  |
| STAINLESS STEEL | 1111 | 424  |
| STAINLESS STEEL | 1107 | 424  |
| STAINLESS STEEL | 1103 | 424  |
| STAINLESS STEEL | 1042 | 424  |
| STAINLESS STEEL | 1047 | 424  |
| STAINLESS STEEL | 1045 | 424  |
| STAINLESS STEEL | 10632 | 897  |

2.50" INLET SIZE

| MATERIAL | PART NO. | VOLUME OF PACKING (CUBIC INCH) |
|-----------------|----------|---|
| STAINLESS STEEL | 1792 | 61  |
| TITANIUM | 17525 | 74  |
| STAINLESS STEEL | 1793 | 107  |
| STAINLESS STEEL | 1141 | 189  |
| STAINLESS STEEL | 17930 | 206  |
| TITANIUM | 17527 | 245  |
| TITANIUM | 17561 | 263  |
| TITANIUM | 17560 | 263  |
| STAINLESS STEEL | 17935 | 295  |
| STAINLESS STEEL | 1118 | 327  |
| STAINLESS STEEL | 1057 | 361  |
| STAINLESS STEEL | 1148 | 457  |
| STAINLESS STEEL | 1146 | 457  |
| STAINLESS STEEL | 1129 | 457  |
| STAINLESS STEEL | 1126 | 457  |
| STAINLESS STEEL | 1110 | 457  |
| STAINLESS STEEL | 1106 | 457  |
| STAINLESS STEEL | 1102 | 457  |
| STAINLESS STEEL | 1046 | 457  |
| STAINLESS STEEL | 1040 | 457  |
| STAINLESS STEEL | 1034 | 457  |
| STAINLESS STEEL | 10633 | 928  |

SOUND SUPPRESSION REFERENCE GUIDE

GOOD SOUND SUPPRESSION

VERY GOOD SOUND SUPPRESSION

BEST SOUND SUPPRESSION

Muffler and Resonator Selection Guide

3.50"
INLET SIZE

| MATERIAL | PART NO. | VOLUME OF PACKING (CUBIC INCH) |
|-----------------|----------|--------------------------------|
| STAINLESS STEEL | 17970 | 180 |
| TITANIUM | 17535 | 184 |
| TITANIUM | 17565 | 215 |
| TITANIUM | 17564 | 215 |
| STAINLESS STEEL | 1124 | 261 |
| STAINLESS STEEL | 1153 | 386 |
| STAINLESS STEEL | 1135 | 386 |
| STAINLESS STEEL | 1133 | 386 |
| STAINLESS STEEL | 10635 | 836 |

4.00"
INLET SIZE

| MATERIAL | PART NO. | VOLUME OF PACKING (CUBIC INCH) |
|-----------------|----------|--------------------------------|
| STAINLESS STEEL | 17960 | 99 |
| TITANIUM | 17540 | 192 |
| STAINLESS STEEL | 1091 | 254 |
| STAINLESS STEEL | 1139 | 283 |
| STAINLESS STEEL | 1155 | 342 |
| STAINLESS STEEL | 1154 | 342 |
| STAINLESS STEEL | 1137 | 766 |

How To Pick The Right Muffler or Resonator

When choosing the right muffler or resonator for your application, we recommend taking three main criteria into consideration:

SIZE, PLACEMENT AND AVAILABLE SPACE

Size

Referring to the Vibrant Performance Selection chart, all mufflers and resonators are grouped by inlet/outlet size, then sorted by increasing sound absorption effectiveness. Inlets/Outlets are sized by the inside diameter.

All Vibrant resonators and mufflers feature our "True Straight Through" Stainless Steel perforated core design which minimizes exhaust gas flow disruption. As an added bonus, they are not flow directional.

The general rule of thumb with Vibrant Performance mufflers and resonators is that the larger the muffler/resonator body, the more effective it will be at reducing decibel levels, exhaust drone, rasp, etc.

Our selection chart organizes our wide array of mufflers and resonators from least to most sound suppressive. Resonators are typically the most compact but least sound suppressive. They are geared towards attenuating drone frequencies in tight spaces. Larger body mufflers, feature a greater volume of sound absorption material, allowing them to attenuate a broader range of frequencies. Mufflers can be used in place of resonators when drone and sound levels are excessive and the available space permits their use.

Our range of bullet style resonators have always been a popular choice, especially where space is very limited. When drone is quite excessive but space is somewhat limited, we strongly recommend the use of our Ultra Quiet oval body resonators which offer an effective sound suppression solution in a fairly small package.

Placement

For most applications we recommend placement of a resonator in the area under the front seats of the vehicle. Targeting this placement will be effective for drone frequencies that are exhibited at low to mid-range steady state throttle/engine load conditions (i.e. highway driving). Keeping the resonator further upstream also benefits in cancelling out that drone frequency earlier in the system, preventing it from resonating the full length of your exhaust.

Placement further downstream in the exhaust path will target higher RPM frequencies and overall decibel reduction. This is the typical placement for most larger body mufflers.

Spacing

When you have a long length of exhaust tubing, typically more than 5 feet, without a sound attenuating device, there is an opportunity for exhaust pulse wave to resonate, creating drone at specific RPM intervals. Typically, OEMs do a good job of placing stock resonators in the right location.

Learn more about performance fuel system parts we have.