



2019-2020

PRODUCT AND APPLICATION GUIDE



TRUCK, SUV, AND JEEP • POWERSPORTS INDUSTRIAL AND COMMERCIAL



WE STAND BEHIND EVERYTHING WE MAKE.

We're the industry leader for a reason: it begins with our people and our patents.

Innovation and pride run deep in everything we make, and we have over 127 U.S. patents to our credit; no other winch company can make such a claim. Not even close.

For over 70 years the small army of engineers, technicians and machinists who design, test and patent our products are the very same people who use them, right here in the rugged Pacific Northwest.

Our work is backed by legendary WARN quality, service and support and lives up to the highest standards of the world's top vehicle manufactures and military suppliers. Our partners and customers choose WARN because we stand behind everything we make.

When they go with Warn, they go prepared.





**TREE STRAP VS KINETIC RECOVERY:
KNOW THE DIFFERENCE**

Tree straps are not designed to stretch. Recovery straps are. Never use a tree strap for a kinetic vehicle recovery as it will not stretch and can damage the vehicle. Conversely, don't use a kinetic strap as a tree trunk protector because it's going to stretch, and you don't want that on an anchor point.

TECH TIP

TABLE OF CONTENTS

TRUCK & SUV

Winches
 ZEON Platinum..... 8-10
 ZEON 14-16
 VR EVO 20-23
 16.5ti 26
 M15 28
 M12 29
 9.5xp 32
 9.5cti 33
 9.0rc 34
 XD9 36
 XD9i 36
 M8000 37
 M8274-50 39

Bumpers/Mounting Systems/Body Armor
 Ascent 43-47
 HD Bumper 48
 Elite Bumper 50-51
 Crawler Bumper 52-53
 JL & JT Rubicon Bumper Accessories 55
 Elite Tube Doors for JL & JT Wrangler 56
 Rock Crawler Bumper 58-59
 Winch Mounting Plates 60
 Body Armor 61
 Hidden Kits 62-63
 Rock Crawler Bumpers for Toyota 64
 Ford Super Duty Hidden Kit 65
 Gen III Trans4mer 67-69
 Gen II Trans4mer 70-71
 Trans4mer 73
 Multi-Mount 74
 4X Fender Flares 76-77

Winch Accessories
 Epic Sidewinder 80-81
 Epic Hyperlink 82-83
 Hawse Fairleads 84
 Shackles 86
 Roller Fairleads 87
 Tow Hooks 87
 Winch Hooks 87
 Hook Strap 87
 Roller Fairleads 87
 Tree Truck Protectors 88
 Recovery Straps 88
 Snatch Blocks 89
 Recovery/Winch Accessory Kits 90-91
 Wireless Control 92
 Corded Remote 92
 ZEON Accessories 93
 Control Pack Upgrade Kit 93
 Spydura Nightline Synthetic Rope 94
 Spydura Synthetic Rope 95
 Spydura Pro Synthetic Rope 95
 Winch Damper 96
 Steel Rope 97
 Gloves 97
 Stealth Series Winch Covers 98
 Winch Covers 99
 Epic Trail Gear 100-103

4WD Hubs

Premium Hubs for
 Ford Super Duty 106-107
 Premium Manual Hubs 106-107
 Standard Manual Hubs 106-107

Application Charts

Chevrolet/GMC 150-153
 Dodge/Ram 153-155
 Ford 155-157
 International Harvester 158
 Isuzu 158
 Jeep 158-160
 Kia 160
 Mazda 160
 Nissan 161
 Suzuki 161
 Toyota 161-162

POWERSPORTS

Winches

AXON 110-112
 VRX 116-118

Bumpers/Mounting Systems/Body Armor

Winch Mounting Kits 122
 ATV/Side X Side Bumpers 123
 Multi-Mount 124

Winch Accessories

Fairleads 125
 Synthetic Rope 125
 Epic Accessories 126
 Winch Accessory Kits 127
 Rigging Straps 127
 Snatch Blocks 127
 Shackles 127
 Winch Remote 127
 Electrical Connections 127
 Winch Hook Bump Stop 127
 Winch Covers 127

Plow Systems

ProVantage ATV Plow System 132-133
 Standard Plow System 134
 ProVantage SXS Plow System 135
 Plow Accessories 132-135

Application Charts

Arctic Cat 164, 166
 Can-Am/BRP 164, 166
 Honda 164, 166-167
 Kawasaki 137, 142
 Kubota 165, 167
 Polaris 165, 167
 Suzuki 165, 167
 Yamaha 165, 167

UTILITY/COMMERCIAL

PullzAll/Winches

Corded & Cordless PullzAll 138
 Drill Winch 139
 5000 DC 140
 4000 DC 140
 2000 DC 141
 3000 ACI 142
 1500 AC 142
 1000 AC 143

Accessories

PullzAll Rigging Kit 144
 PullzAll Battery 144
 PullzAll Charger 144
 Winch Remote 145
 Winch Rigging Kit 145
 Fairleads 145
 Mounting Plates 145
 Electrical Connections 145
 Winch Covers 145

INDUSTRIAL

Hydraulic Winches

Series XL 147
 Series 18 147
 Series 15 147
 Series 12 147
 Series 9 147
 Series 6 147

DC Electric Winches

Series 18 DC 147
 Series 15 DC 147
 Series 12 DC 147
 Series 9DC 147

Severe Duty Winches

Severe Duty 18 148
 Severe Duty 12 Deep Forging 148

Planetary Gear Hoists

DC4000 148
 DC3000 148
 DC2500 148
 DC2000 LF 148
 DC2000 MF 148
 DC1600 148
 DC1200 148
 DC1000 148
 DC800 148
 HY3000 148
 HY2000 148

YOUR JOB: GETTING THERE. OUR JOB: GETTING YOU BACK.

We build our products with a focus on self-reliance. We also understand your different requirements when it comes to selecting the right product for your vehicle. That's why we offer a wide variety of winches to fit nearly every need and budget. Whether it's an agile trail rig, a work truck, or something in between, our winches will help you go prepared for whatever lies ahead.



STANDARD DUTY SERIES

- Authentic, reliable design evolved through decades of winching know-how
- A modern take on classic WARN engineering, testing, and quality; perfect for a variety of vehicles
- Class-leading features, such as IP68 waterproof construction and an Albright contactor at a price that won't break the bank
- Same great limited lifetime warranty as all of our other winches



PREMIUM SERIES

- Often copied, but never duplicated—ZEON sets the bar for the winching market
- Excellent durability, style, and performance for the off-road enthusiast
- Full IP68 waterproofing for every condition
- Advanced design, rugged durability, all built with premium components
- Built to last with all the performance serious off-roaders need



ULTIMATE PERFORMANCE SERIES

- Unmatched technology and control: ZEON Platinum redefines the future of winching
- No-compromise construction, world-class performance for the users who want the ultimate winch
- Full IP68 waterproofing for every condition
- Remote clutch, Advanced Wireless Control, and the ability to plug 12V accessories directly into the winch
- The combination of features and performance means easier, quicker recoveries



HEAVYWEIGHT SERIES

- Heavy-duty winches built to pull the biggest trucks out of the muck, or move the heaviest loads with ease
- Perfect for the full-size truck user who is on the job, on the trail, or at their favorite hunting spot
- Large-frame architecture built to withstand heavy stress over time
- Available with lightweight, easy-to-handle Spydura synthetic rope



CLASSIC/SPECIALTY SERIES

- Time-tested crowd favorites and winches made to fill a unique niche
- Modern classics designed for a host of vehicles, from pickups to rock crawlers
- Much-loved winches including the tried-and-true M8 and iconic M8274-50
- Unique winches, such as the 9.0Rc for rock sports and the tried-and-true M8.

| | STANDARD DUTY SERIES | PREMIUM SERIES | ULTIMATE PERFORMANCE SERIES | HEAVYWEIGHT SERIES | WARN DELIVERS |
|------------------------------------|--|--|--|---|---|
| FEATURES | | | | | |
| Available Capacities (lbs.) | 8,000, 10,000, and 12,000 | 8,000, 10,000, and 12,000 | 10,000 and 12,000 | 12,000, 15,000, and 16,500 | For anything between a 2-door Jeep up to 1/2-ton pickups, stick with Standard, Premium, or Ultimate Performance Series. For 3/4-ton and 1-ton full-size trucks, count on the Heavyweight Series to perform under severe stresses and high shock loads |
| Suitable Vehicles | SUVs and trucks with GVWR* of up-to 8,000 lbs. Recommended winch capacity = 1.5 x GVWR | SUVs and trucks with GVWR* of up-to 8,000 lbs. Recommended winch capacity = 1.5 x GVWR | SUVs and trucks with GVWR* of up-to 8,000 lbs. Recommended winch capacity = 1.5 x GVWR | Large SUVs & trucks with GVWR* of up-to 11,000 lbs. Recommended winch capacity = 1.5 x GVWR | Keep your gear and other on-vehicle accessories in mind when calculating actual GVWR. Bumpers, tire carriers, roof racks, and larger wheels and tires can quickly add weight |
| Anchoring System | Drum flange screw and thimble | Patented through-drum technology | Patented through-drum technology | Drum flange screw and thimble | The patented through-drum anchor system is up-to 50 times stronger than the traditional flange screw and thimble. Be mindful to leave at least 5 full wraps on the drum before winching |
| Motor and Gear Train Armor | Full metal armor | Full metal armor | Full metal armor | None | Metal casing protects vital components from impact and damage on hardcore obstacles |
| Control Pack Material | Impact-resistant composite | Full metal armor | Full metal armor | Plastic on M12 and M15, Metal on 16.5Ti | Metal casing protects vital components from impact and damage on hardcore obstacles |
| Wiring | Traditional motor terminals | Automotive OE-grade bus bar | Automotive OE-grade bus bar | Traditional motor terminals | Automotive OE-grade bus bar hides unsightly wires and provides superior connection |
| Remote Control | 2-in-1 wired/wireless remote | IP68 Waterproof ergonomic remote with large rocker switch | IP68 Waterproof Advanced wireless control | IP68 Waterproof ergonomic remote with large rocker switch | Wireless clutch activation can save substantial amount of time during critical recovery operations. They are used and proven in grueling off-road races world-wide |
| Performance Sensors | None | None | Actively monitors winch temperature and vehicle battery condition | None | Advanced Platinum technology provides live information, delivering confidence and control to the end user |
| Clutching Mechanism | Manual lever operation | Manual lever operation | Automatic operation via wireless remote | Manual lever operation | No need to go back to the vehicle to engage the geartrain. Can cut recovery time in half |
| Clutch Lever | Stainless steel easy-grip handle | Stainless steel easy-grip handle | None (Remote-operated clutch) | Polished silver bent bar handle | All handles are stylized to compliment the product and are easy to handle, even with gloves on |
| Auxiliary Plug-In | None | None | 2 auxiliary accessories, control via wireless remote | None | Platinum technology allows easy-install and wireless control of 2 accessories, e.g. lighting |
| Synthetic Rope | Standard Duty synthetic rope | Spydura and Spydura Pro synthetic rope | Spydura and Spydura Pro synthetic rope | Spydura and Spydura Pro synthetic rope | Proprietary Spydura synthetic rope delivers 15% greater strength and 50% greater durability. Spydura Pro offers best strength and durability for any winch in its class, up to 3 times stronger than competitors' products |
| Hawse Fairlead | Black-painted cast aluminum | Cast aluminum | Cast aluminum | Cast aluminum | Cast Aluminum fairlead features superior surface finish smoothness and corrosion resistance |
| Brake System | Load-holding spring | 6-segment mechanical cone brake | 3-segment mechanical cone brake with a steel sleeve | 3-segment mechanical cone brake | Platinum's unique design allows for increased line speed over the ZEON |
| Winch Structural Bracing | Tie plate | Tie plate | Tie plate | Tie rods | Tie plates offer stronger structure but are not compatible with winch cable tensioners found in the industrial market |
| Final Point of Assembly | China | Warn facility in Oregon, USA | Warn facility in Oregon, USA | Warn facility in Oregon, USA | All Premium, Ultimate Performance, Heavyweight, and Classic Series winches are 100% designed and engineered in the US. |

* Gross Vehicle Weight Rating

| | STANDARD DUTY SERIES | PREMIUM SERIES | ULTIMATE PERFORMANCE SERIES | HEAVYWEIGHT SERIES | WARN DELIVERS |
|---------------------------------|--|---|---|---|--|
| SPECIFICATIONS | | | | | |
| Winch Drum | 2.5" diameter | 3.15" diameter aluminum or zinc-alloy drum | 3.15" diameter zinc-alloy drum | 3.5" diameter welded steel drum | The larger the drum diameter, the less stress the rope will see. Both the aluminum and zinc-alloy drums dissipate heat quicker than welded steel drums, providing greater protection for your synthetic rope |
| Weight | 55-74 lbs. | 75-98 lbs. | 83-98 lbs. | 89-138 lbs. | Synthetic rope can save up to 25 lbs. |
| Dimensions (L x D x H) | Integrated Configuration: 21" L x 6.3" D x 10.1" H | Integrated Configuration: 24.3" x 7.2" x 10.6" | Integrated Configuration: 24.3" x 7.2" x 10.6" | With Control Pack: M-12 and M-15: 25.2" x 8.5" x 11" 16.5Ti: 24.2" x 8.5" x 9.7" | Winches can be mounted with the control pack attached or relocated based on application and desired styling. Some products will require a relocation kit. Please consult the product guide |
| Low Profile Height | 7.5" (without control pack) | 7.9" (without control pack) | 7.9" (without control pack) | 8.6" (without control pack) | |
| Mounting Pattern | 10.5" x 4.5" | 10" x 4.5" | 10" x 4.5" | 10" x 4.5" | A majority of WARN SUV/Truck winches share the same mounting pattern |
| PERFORMANCE | | | | | |
| No Load Line Speed | 26.2 ft/min (EVO 12, 12-S) 27.1 ft/min (EVO 10, 10-S) 24.8 ft/min (EVO 8, 8-S) | 28.1 ft/min (ZEON 12, 12-S) 33 ft/min (ZEON 10, 10-S) 35 ft/min (ZEON 8, 8-S) | 33 ft/min (12, 12-S Platinum) 44 ft/min (10, 10-S Platinum) | 23.6 ft/min (16.5Ti, ti-S) 22.2 ft/min (M15, M15-S) 30 ft/min (M12, M12-S) | ZEON Platinum has a 70% faster no-load line speed than VR, 33% vs. ZEON for rapid recovery |
| Full Load Line Speed | 4.0 ft/min (EVO 12, 12-S) 5.2 ft/min (EVO 10, 10-S) 6.0 ft/min (EVO 8, 8-S) | 3.1 ft/min (ZEON 12, 12-S) 4.8 ft/min (ZEON 10, 10-S) 6.2 ft/min (ZEON 8, 8-S) | 4.5 ft/min (12, 12-S Platinum) 5.5 ft/min (10, 10-S Platinum) | 3.2 ft/min (16.5Ti, ti-S) 2.5 ft/min (M15, 15-S) 3.9 ft/min (M12, 12-S) | More than twice full-load line speed than VR EVO and 17% faster than ZEON for rapid recovery |
| No Load Motor Current | 55 amps (EVO 12, 12-S) 58 amps (EVO 10, 10-S) 57 amps (EVO 8, 8-S) | 50 amps (ZEON 12, 12-S) 62 amps (ZEON 10, 10-S) 63 amps (ZEON 8, 8-S) | 57 amps (12, 12-S Platinum) 55 amps (10, 10-S Platinum) | 68 amps (16.5Ti, ti-S) 67 amps (M15, 15-S) 67 amps (M12, 12-S) | Lower amp draw delivers greater efficiency and longer motor life |
| Rated Load Motor Current | 396 amps (EVO 12, 12-S) 358 amps (EVO 10, 10-S) 298 amps (EVO 8, 8-S) | 438 amps (ZEON 12, 12-S) 409 amps (ZEON 10, 10-S) 413 amps (ZEON 8, 8-S) | 446 amps (12, 12-S Platinum) 465 amps (10, 10-S Platinum) | 460 amps (M15, 15-S) 440 amps (M12, 12-S) | Lower amps means more sustained pulling power without draining your battery |
| Corrosion Resistance | 240 hr salt spray test | 408 hr salt spray test | 408 hr salt spray test | 408 hr salt spray test | Tougher coating = twice the corrosion-resistance |
| Ingress Protection | Entire winch unit is rated IP68 waterproof, for submersible operation | Entire winch unit is rated IP68 waterproof, for submersible operation, including remote | Entire winch unit is rated IP68 waterproof, for submersible operation, including remote | Winch is dust tight, weather-resistant, with IP68 waterproof electrical contactor | ZEON and Platinum feature fewer points of water/debris entry, superior sealing, and total protection from the elements |
| Motor | Standard-duty | High-performance, high-efficiency motor, exclusive to ZEON | Highest-performance motor exclusive to the Platinum | High-performance motor exclusive to the Heavyweights | Motor is one area that sets us apart. Make sure to run your winch every few months to ensure that parts are being lubricated and the electrical contacts are sound. |
| Geartrain Durability | ★★★ | ★★★★ | ★★★★★ | ★★★★★ | The Platinum and Heavyweight features our most robust, highest durability gear train |
| WARRANTY | | | | | |
| Mechanical | Limited Lifetime | Limited Lifetime | Limited Lifetime | Limited Lifetime | Best warranty in the industry, backed by a fully staffed, US-based customer service |
| Electrical | 7 Years | 7 Years | 7 Years | 7 Years | |

WARN ULTIMATE PERFORMANCE WINCHES

CRITICAL COMPONENTS OF RADICAL SELF RELIANCE.

The key to going outback is getting yourself back out. From the top of Alaska's remote Dalton pass to the end of Tierra del Fuego, adventure-seeking overlanders demand and depend on the durable reliability that comes with the ZEON Platinum, our top-of-the-line winch.





WARN ZEON PLATINUM Pulling Winching Into the 21st Century

With state-of-the-art features, cutting-edge technology, and world-class engineering, the ZEON Platinum is the future of winching. The one-of-a-kind Advanced Wireless Remote controls the clutch, power in/power out, plus it displays motor temperature and vehicle battery info. It also can control two 12-volt accessories, which can be plugged directly into the winch.

- High-speed motor and unique gear train provides 33% faster line speed than the ZEON, and increased durability
- Plug two 12V accessories directly into the winch and control with remote—no drilling through the firewall
- Full IP68 waterproofing keeps water and the elements out
- Large diameter drum reduces rope wear, dissipates brake heat, and features a unique rope anchor system for strength
- Convertible control pack for upright or low-profile mounting options
- Best-in-class cone brake; holds the winch's full-rated load
- Available in 10,000 lb. and 12,000 lb. capacities with lightweight, easy-to-handle Spydura synthetic rope or durable steel rope
- Industry-leading warranty: Limited lifetime (mechanical components); seven year (electrical components)

The WARN ZEON Platinum winches offer the advanced technology and ultimate performance for those who eat, sleep, and dream of adventure.

92820 ZEON 12 Platinum includes 80' of 3/8" steel rope and roller fairlead

95960 ZEON 12-S Platinum includes 80' of 3/8" Spydura Pro synthetic rope and polished aluminum hawse fairlead

92810 ZEON 10 Platinum includes 80' of 3/8" steel rope and roller fairlead

92815 ZEON 10-S Platinum includes 100' of 3/8" Spydura synthetic rope and polished aluminum hawse fairlead




Advanced Wireless Remote

The Advanced Wireless Remote is no ordinary controller. It puts total control in the palm of your hand. It controls the winch, the clutch, and up to two 12V accessories, such as auxiliary lights. This sophisticated advanced remote controls operation of the remote clutch, winch drum, and much more.

- Now the clutch is in your hand, not on the winch
- Thermometrics—instant feedback on winch motor temperature
- Battery condition—monitor vehicle battery charge level
- Auxiliary controls—control the winch and up to two accessories. Tie in your lights or other auxiliary 12V gear
- Includes USB charging cable and car charger adapter

THE TOUGHEST, MOST TECHNOLOGICALLY ADVANCED WINCH ON THE TRAIL TODAY.



WATERPROOF CONTACTOR AND ADVANCED CONTROLS

AUXILIARY LIGHT AND ACCESSORY PORT

LARGE DIAMETER DRUM

IP68 RATED WATERPROOF SEALING

REMOTE CONTROLLED CLUTCH

EXTREME DURABILITY

CLASS-LEADING AUTOMATIC CONE BRAKE

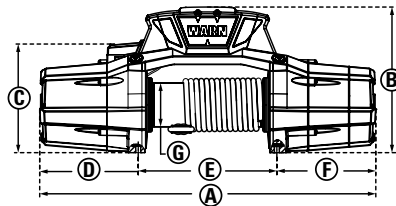


ZEON 12 AND 12-S PLATINUM

SPECIFICATIONS

Part numbers: 92820 (ZEON 12 Platinum), 95960 (ZEON 12-S Platinum)
Rated line pull: 12,000 lbs. (5443 kg) single-line
Motor: 12V DC, series wound
Electrical controls: Contactor
Remote Control: Advanced Wireless
Geartrain: 3-stage planetary
Gear ratio: 216:1
Clutch (freespooling): Rotating ring gear
Brake: Automatic mechanical cone
Drum diameter/Length: 3.15"/9.0" (80mm/229mm)
Rope: ZEON 12 Platinum: 3/8" x 80' (9.52mm x 24.38m) steel, ZEON 12-S Platinum: 3/8" x 80' (9.52mm x 24.38m) Spydura Pro™ synthetic
Fairlead: ZEON 12 Platinum: Roller, ZEON 12-S Platinum: Aluminum hawse
Recommended Battery: 650 CCA minimum for winching
Battery leads: 2 gauge, 72" (1.83m)
Finish: Satin-black powder coat
Weight: ZEON 12 Platinum: 106 lbs. (48 kg), ZEON 12-S Platinum: 80 lbs. (36 kg)
Warranty: Limited lifetime

DIMENSIONS



| | |
|---------------------------|--------------------------|
| A 24.25" (615.9mm) | E 10.0" (254.0mm) |
| B 10.5" (266.8mm) | F 7.14" (181.3mm) |
| C 7.84" (199.0mm) | G 3.15" (80.0mm) |
| D 7.11" (180.6mm) | |

Mounting bolt pattern: 10.0" x 4.5" (254.0mm x 114.3mm)

12V DC PERFORMANCE SPECS (first layer)

| Line Pull Lbs. (kg) | Line Speed Ft./min. (M/min.) | Motor Current (Amps) | Pull by layer: layer/Lbs. (kg) |
|------------------------|------------------------------------|----------------------------|-----------------------------------|
| 0 | 32.9 (10.0) | 57 amps | 1/12000 (5440) |
| 2000 (910) | 15.1 (4.6) | 132 amps | 2/9895 (4488) |
| 4000 (1810) | 9.9 (3.0) | 200 amps | 3/8418 (3818) |
| 6000 (2720) | 8.9 (2.7) | 261 amps | 4/7325 (3323) |
| 8000 (3630) | 7.8 (2.4) | 321 amps | 5/6483 (2941) |
| 10000 (4536) | 5.4 (1.6) | 381 amps | |
| 12000 (5440) | 4.5 (1.4) | 446 amps | |

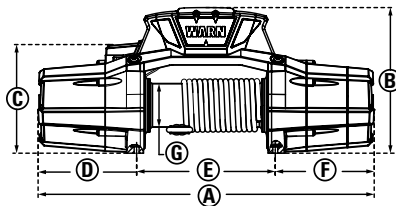


ZEON 10 AND 10-S PLATINUM

SPECIFICATIONS

Part numbers: 92810 (ZEON Platinum 10), 92815 (ZEON Platinum 10-S)
Rated line pull: 10,000 lbs. (4536 kg) single-line
Motor: 12V DC, series wound
Electrical controls: Contactor
Remote Control: Advanced Wireless
Geartrain: 3-stage planetary
Gear ratio: 162:1
Clutch (freespooling): Rotating ring gear
Brake: Automatic mechanical cone
Drum diameter/Length: 3.15"/9.0" (80mm/229mm)
Rope: ZEON Platinum 10: 3/8" x 80' (9.52mm x 24.38m) steel, ZEON Platinum 10-S: 3/8" x 100' (9.52mm x 30m) Spydura synthetic
Fairlead: ZEON 10 Platinum: Roller, ZEON 10-S Platinum: Aluminum hawse
Recommended Battery: 650 CCA minimum for winching
Battery leads: 2 gauge, 72" (1.83m)
Finish: Satin-black powder coat
Weight: ZEON 10 Platinum: 106 lbs. (48 kg), ZEON 10-S Platinum: 83 lbs. (38 kg)
Warranty: Limited lifetime

DIMENSIONS



| | |
|---------------------------|--------------------------|
| A 24.25" (615.9mm) | E 10.0" (254.0mm) |
| B 10.5" (266.8mm) | F 7.14" (181.3mm) |
| C 7.84" (199.0mm) | G 3.15" (80.0mm) |
| D 7.11" (180.6mm) | |

Mounting bolt pattern: 10.0" x 4.5" (254.0mm x 114.3mm)

12V DC PERFORMANCE SPECS (first layer)

| Line Pull Lbs. (kg) | Line Speed Ft./min. (M/min.) | Motor Current (Amps) | Pull by layer: layer/Lbs. (kg) |
|------------------------|------------------------------------|----------------------------|-----------------------------------|
| 0 | 44 (13.4) | 55 amps | 1/10000 (4536) |
| 2000 (910) | 17.8 (5.42) | 149 amps | 2/8246 (3740) |
| 4000 (1810) | 12 (3.65) | 233 amps | 3/7015 (3182) |
| 6000 (2720) | 10.7 (3.3) | 311 amps | 4/6104 (2769) |
| 8000 (3630) | 7.5 (2.3) | 387 amps | 5/5402 (2450) |
| 10000 (4536) | 5.6 (1.7) | 465 amps | |

OPTIONAL ACCESSORIES FOR THE ZEON PLATINUM WINCH



Advanced Wireless Control Window Mount

Mount the ZEON Platinum wireless remote to your windshield or other smooth, flat, non-porous surface.

PN 94437



Control Pack Relocation Kit

Hardware and wiring required to mount the ZEON Platinum control box remotely from winch.

PN 89970 (Short kit 31")

PN 92193 (Long Kit 78")

Additional wiring (optional)

- Light harness kit (short) **PN 93373**
- Light harness kit (Long) **PN 93375**

TECH TIP

IP68 IS GREAT

An IP (Ingress Protection) rating is a standard showing how much dirt and water gets into a product. In this case, our VR EVO, ZEON and ZEON Platinum winches are IP68 rated. The 6 stands for its resistance to dirt and sand (no ingress of dust); the 8 stands for its resistance to water, and 8 in this case means it can be underwater for 30 minutes at depths of up to 1.0 meters.



WARN PREMIUM SERIES WINCHES



IT TURNS A BUMPER INTO A RELIABLE PARTNER

The ZEON Premium Series Winch is a lifeline for 4-wheelers who are off the grid and days away from help, where all they've got is themselves, their skills and their gear. Everyone knows that the world's toughest trails are littered with the pain and the misery of unreliable partners.





WARN ZEON Advanced, Capable, and Strong

The WARN ZEON continues to redefine winching. ZEON is the premium winch line for trucks, Jeeps, and SUVs, and provides unmatched durability, performance, and style. These winches have become top sellers for a good reason: They've been the top choice of editors and off-roaders worldwide, and look as good as they perform.

- Automotive-grade busbars replace unsightly wires for greater electrical efficiency, superior connection, and a cleaner look
- Full metal armor protects vital components from impact and damage
- Twice the corrosion resistance of entry-level winches; rated to 408 hours in rigorous salt-spray tests
- 33 ft/min no-load line speed—22% faster than our Standard Duty winches
- Full IP68 waterproofing to keep water and the elements out
- Large diameter drum for longer rope life; unique and durable rope attachment point
- Convertible control pack for upright or low-profile mounting options
- Available in 8,000, 10,000, and 12,000 lb. capacities with lightweight, easy-to-handle Spydura synthetic rope or durable steel rope
- Industry-leading warranty: Limited lifetime (mechanical components); seven year (electrical components)

- 89120 ZEON 12**
80' of 3/8" steel rope and roller fairlead
- 90666 (24V) ZEON 12**
Roller fairlead; rope not included
- 88990 ZEON 10**
80' of 3/8" steel rope and roller fairlead
- 90665 (24V) ZEON 10**
Roller fairlead; rope not included
- 89611 ZEON 10-S**
100' of 3/8" Spydura synthetic rope and polished aluminum hawse fairlead
- 104179 ZEON 10-S Multi-Mount**
100' of 3/8" Spydura synthetic rope, Multi-Mount carrier, polished aluminum hawse fairlead, and Quick Connect wiring
- 88980 ZEON 8**
100' of 5/16" steel rope and roller fairlead
- 89305 ZEON 8-S**
100' of 3/8" Spydura synthetic rope and polished aluminum hawse fairlead

ZEON Multi-Mount Winch Mounting System

For those looking for added versatility with their winch, the WARN Multi-Mount system allows you to have a winch on the front or rear of the vehicle for maximum flexibility. Simply add the receiver to the front of the vehicle, and the Quick Connect wiring to the rear, and you're ready to go.




Control Pack Relocation Kit

Hardware and wiring required to mount control box remotely from winch.



- PN 89970 (Short kit 31")
- PN 89960 (Long Kit 78")

ALL THE PERFORMANCE FEATURES OFF-ROADERS NEED THE MOST



- CONVERTIBLE CONTROL PACK
- IP68 RATED WATERPROOF SEALING
- LARGE DIAMETER DRUM
- THREE-STAGE PLANETARY GEAR TRAIN
- CLASS-LEADING AUTOMATIC CONE BRAKE



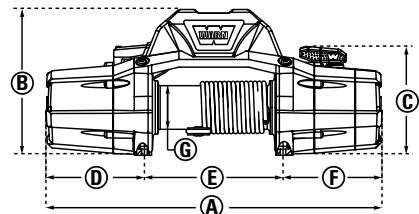


ZEON 12 AND 12-S

SPECIFICATIONS

Part numbers: 89120 (ZEON 12), 90666 (ZEON 12, 24V), 95950 (ZEON 12-S)
Rated line pull: 12,000 lbs. (5443 kg) single-line
Motor: 12V DC, series wound
Electrical controls: Contactor
Remote Control: Remote switch, 12' (3.7m) Lead
Geartrain: 3-stage planetary
Gear ratio: 216:1
Clutch (freespooling): Rotating ring gear
Brake: Automatic mechanical cone
Drum diameter/Length: 3.15"/9.0" (80mm/229mm)
Rope: ZEON 12: 3/8" x 80' (9.52mm x 24.38m) steel, ZEON 12 (24V): No rope included, ZEON 12-S: 3/8" x 80' (9.52mm x 24.38m) Spydura Pro™ synthetic
Fairlead: ZEON 12: Roller, ZEON 12-S: Aluminum hawse
Recommended Battery: 650 CCA minimum for winching
Battery leads: 2 gauge, 72" (1.83m)
Finish: Satin-black powder coat
Weight: ZEON 12: 103.5 lbs. (47 kg), ZEON 12 (24V): 82 lbs. (37 kg), ZEON 12-S: 83 lbs. (38 kg)
Warranty: Limited lifetime

DIMENSIONS



| | |
|---------------------------|--------------------------|
| A 24.25" (615.9mm) | E 10.0" (254.0mm) |
| B 10.5" (266.8mm) | F 7.14" (181.3mm) |
| C 7.84" (199.0mm) | G 3.15" (80.0mm) |
| D 7.11" (180.6mm) | |

Mounting bolt pattern: 10.0" x 4.5" (254.0mm x 114.3mm)

12V DC PERFORMANCE SPECS (first layer)

| Line Pull Lbs. (kg) | Line Speed Ft./min. (M/min.) | Motor Current | Pull by layer: layer/Lbs. (kg) |
|------------------------|------------------------------------|------------------|-----------------------------------|
| 0 | 28.1 (8.6) | 67 amps | 1/12000 (5440) |
| 2000 (910) | 14.2 (4.3) | 141 amps | 2/9895 (4488) |
| 4000 (1810) | 9.3 (2.8) | 209 amps | 3/8418 (3818) |
| 6000 (2720) | 7.8 (2.4) | 272 amps | 4/7325 (3323) |
| 8000 (3630) | 6.4 (2.0) | 336 amps | 5/6483 (2941) |
| 10000 (4536) | 4.3 (1.3) | 401 amps | |
| 12000 (5440) | 3.3 (1.0) | 469 amps | |

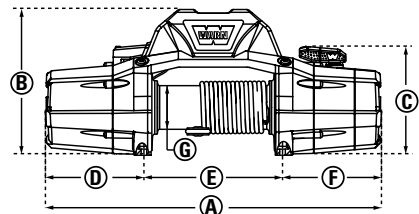


ZEON 10 AND 10-S

SPECIFICATIONS

Part numbers: 88990 (ZEON 10), 90665 (ZEON 10, 24V), 89611 (ZEON 10-S)
Rated line pull: 10,000 lbs. (4536 kg) single-line
Motor: 12V DC, series wound
Electrical controls: Contactor
Remote Control: Remote switch, 12' (3.7m) Lead
Geartrain: 3-stage planetary
Gear ratio: 216:1
Clutch (freespooling): Rotating ring gear
Brake: Automatic mechanical cone
Drum diameter/Length: 3.15"/9.0" (80mm/229mm)
Rope: ZEON 10: 3/8" x 80' (9.52mm x 24.38m) steel, ZEON 10 (24V): No rope included, ZEON 10-S: 3/8" x 100' (9.52mm x 30m) Spydura synthetic
Fairlead: ZEON 10: Roller, ZEON 10-S: Aluminum hawse
Recommended Battery: 650 CCA minimum for winching
Battery leads: 2 gauge, 72" (1.83m)
Finish: Satin-black powder coat
Weight: ZEON 10: 103.5 lbs. (47 kg), ZEON 10 (24V): 82 lbs. (37 kg), ZEON 10-S: 83 lbs. (38 kg)
Warranty: Limited lifetime

DIMENSIONS



| | |
|---------------------------|--------------------------|
| A 24.25" (615.9mm) | E 10.0" (254.0mm) |
| B 10.5" (266.8mm) | F 7.14" (181.3mm) |
| C 7.84" (199.0mm) | G 3.15" (80.0mm) |
| D 7.11" (180.6mm) | |

Mounting bolt pattern: 10.0" x 4.5" (254.0mm x 114.3mm)

12V DC PERFORMANCE SPECS (first layer)

| Line Pull Lbs. (kg) | Line Speed Ft./min. (M/min.) | Motor Current | Pull by layer: layer/Lbs. (kg) |
|------------------------|------------------------------------|------------------|-----------------------------------|
| 0 | 33 (10.27) | 62 amps | 1/10000 (4536) |
| 2000 (910) | 14.9 (4.5) | 144 amps | 2/8246 (3740) |
| 4000 (1810) | 11.2 (3.4) | 215 amps | 3/7015 (3182) |
| 6000 (2720) | 8.5 (2.6) | 380 amps | 4/6104 (2769) |
| 8000 (3630) | 6.5 (2.0) | 353 amps | 5/5402 (2450) |
| 10000 (4536) | 4.8 (1.5) | 409 amps | |

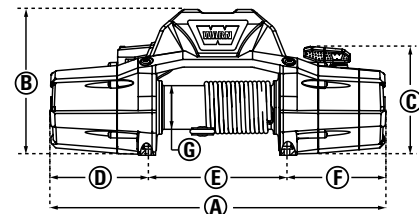


ZEON 8 AND 8-S

SPECIFICATIONS

Part numbers: 88980 (ZEON 8), 89305 (ZEON 8-S)
Rated line pull: 8,000 lbs. (3630 kg) single-line
Motor: 12V DC, series wound
Electrical controls: Contactor
Remote Control: Remote switch, 12' (3.7m) lead
Geartrain: 3-stage planetary
Gear ratio: 162:1
Clutch (freespooling): Rotating ring gear
Brake: Automatic mechanical cone
Drum diameter/Length: 3.15"/9.0" (80mm/229mm)
Rope: ZEON 8: 5/16" x 100' (8mm x 30.5m) steel, ZEON 8-S: 3/8" x 100' (9.5mm x 30.5m) Spydura synthetic
Fairlead: ZEON 8: Roller, ZEON 8-S: Aluminum hawse
Recommended Battery: 650 CCA minimum for winching
Battery leads: 2 gauge, 72" (1.83m)
Finish: Satin-black powder coat
Weight: ZEON 8: 99 lbs. (45 kg), ZEON 8-S: 80 lbs. (36 kg)
Warranty: Limited lifetime

DIMENSIONS



| | |
|---------------------------|--------------------------|
| A 24.25" (615.9mm) | E 10.0" (254.0mm) |
| B 10.5" (266.8mm) | F 7.14" (181.3mm) |
| C 7.84" (199.0mm) | G 3.15" (80.0mm) |
| D 7.11" (180.6mm) | |

Mounting bolt pattern: 10.0" x 4.5" (254.0mm x 114.3mm)

12V DC PERFORMANCE SPECS (first layer)

| Line Pull Lbs. (kg) | Line Speed Ft./min. (M/min.) | Motor Current | Pull by layer: layer/Lbs. (kg) |
|------------------------|------------------------------------|------------------|-----------------------------------|
| 0 | 35 (12.8) | 63 amps | 1/8000 (3629) |
| 2000 (910) | 17.2 (5.2) | 167 amps | 2/6777 (3074) |
| 4000 (1810) | 11.7 (3.6) | 255 amps | 3/5878 (2666) |
| 6000 (2720) | 8.5 (2.6) | 335 amps | 4/5190 (2354) |
| 8000 (3630) | 6.2 (1.9) | 413 amps | 5/4646 (2107) |

TECH TIP

DON'T GO IT ALONE

It's always a best practice to hit the trails with another vehicle. While it may sound like common sense, if your rig were to break down in the middle of nowhere, having another vehicle with you allows you to have another way out if things get bad.





WARN STANDARD DUTY WINCHES



RELIABLE, DURABLE AND AT THE END OF THE DAY, AFFORDABLE.

With the lowest amp draw and fastest line speed under load, the new VR EVO series of winches are the hardest-working, standard-duty winches we've ever made. It's an ultra-reliable upgrade that won't bust your build budget.



WARN VR EVO The New Standard in Standard-Duty Winches

With the lowest amp draw and fastest line speed under load, the new VR EVO series of winches are the hardest-working, standard-duty winches we've ever offered. They feature IP68-rated waterproof construction for performance in all conditions, a two-in-one wireless/corded remote that gives you options when winching, and our legendary reliability—standard. Plus, they're covered by our industry-leading limited lifetime warranty. All VR EVO winches are available at a price that won't pull you out of your budget.

- Available in 8,000, 10,000, and 12,000 lb. capacities
- Choice of durable steel or easy-to-handle synthetic rope
- Rugged, one-piece, cast-aluminum tie plate for added strength and durability
- Heavy-duty, die-cast hawse fairlead
- Two-in-one remote with wired and wireless controls for increased winching options
- Sealed Albright® contactor delivers the ultimate in reliability
- Control pack can be relocated for low-profile installations
- Limited lifetime warranty (mechanical), seven year electrical warranty



VR EVO is the gateway to the WARN brand and has the best warranty in the business—you can't afford to trust anything less.

103254 VR EVO 12
85' of 3/8" steel rope and roller fairlead

103255 VR EVO 12-S
90' of 3/8" synthetic rope and black hawse fairlead

103252 VR EVO 10
90' of 0.3/8" steel rope and roller fairlead

103253 VR EVO 10-S
90' of 3/8" synthetic rope and black hawse fairlead

103250 VR EVO 8
90' of 5/16" steel rope and roller fairlead

103251 VR8-S
90' of 3/8" synthetic rope and black hawse fairlead

Center-Mounted Convertible Control Pack

You can mount the control pack separately from the winch, or keep it attached for an integrated look. Your choice.



Two-in-one Remote

A versatile, two-in-one remote gives users the option, and security, of either wired or wireless connectivity when operating the winch. You have a full-range of options, whatever the terrain or circumstances.





TECH TIP

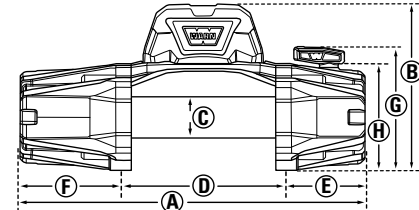
STRETCH BEFORE USING
 You must stretch the line onto the drum, whether you have wire or synthetic rope, before pulling. This procedure, found in the winch's manual and our YouTube channel, allows the line to be tightly and evenly wound onto the drum, and can prevent damage from upper layers crushing lower rope layers.



VR EVO 12 AND 12-S

| SPECIFICATIONS | |
|-------------------------------|--|
| Part numbers: | 103254 (VR EVO 12), 103255 (VR EVO 12-S) |
| Rated line pull: | 12,000 lbs. (5443 kg) single-line |
| Motor: | 12V DC, series wound |
| Electrical controls: | Albright Contactor |
| Remote Control: | 2-in-1 plug-in remote, wireless capability and 11.5' (3.5m) lead |
| Geartrain: | 3-stage planetary |
| Gear ratio: | 234:1 |
| Clutch (freespooling): | Rotating ring gear clutch |
| Brake: | Spring Brake |
| Drum diameter/Length: | Steel and Synthetic: 2.5"/9.0" (6.73cm/23cm) |
| Rope: | Steel: 3/8" x 85' (9.5mm x 25.9m) Synthetic: 3/8" x 90' (9.5mm x 27.4m) |
| Fairlead: | Steel: Roller, Synthetic: Die Cast Hawse |
| Recommended Battery: | 650 CCA minimum for winching |
| Battery leads: | 0.98" x 6.5' (25mm x 2m) |
| Finish: | Powder coating over primer undercoating |
| Weight: | VR EVO 12: 90.8 lbs. (41.2 kg), VR EVO 12-S: 72.3 lbs. (32.8 kg) |
| Warranty: | Limited lifetime |

DIMENSIONS



| | |
|-------------------------|--------------------------|
| A 21.02" (534mm) | E 4.84" (123mm) |
| B 10.08" (256mm) | F 6.18" (157mm) |
| C 2.54" (64mm) | G 7.5" (191.4mm) |
| D 10" (254mm) | H 6.79" (172.4mm) |

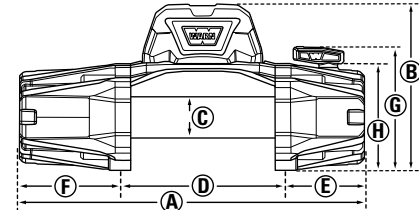
Mounting bolt pattern: 10.0" x 4.5" (254mm x 114.3mm)

| 12V DC PERFORMANCE SPECS (first layer) | | | |
|--|-------------------|----------|-----------------|
| Line Pull | Line Speed | Motor | Pull by layer: |
| Lbs. (kg) | Ft./min. (M/min.) | Current | layer/Lbs. (kg) |
| 0 | 26.2 (8.0) | 55 amps | 1/12000 (5443) |
| 2000 (910) | 13.9 (4.2) | 120 amps | 2/9517 (4317) |
| 4000 (1810) | 9.5 (2.9) | 178 amps | 3/7886 (3577) |
| 6000 (2720) | 8.1 (2.5) | 234 amps | 4/6732 (3054) |
| 8000 (3630) | 6.8 (2.1) | 288 amps | 5/5872 (2664) |
| 10000 (4536) | 4.9 (1.5) | 337 amps | |
| 12000 (5440) | 4.0 (1.2) | 396 amps | |

VR EVO 10 AND 10-S

| SPECIFICATIONS | |
|-------------------------------|---|
| Part numbers: | 103252 (VR EVO 10), 103253 (VR EVO 10-S) |
| Rated line pull: | 10,000 lbs. (4536 kg) single-line |
| Motor: | 12V DC, series wound |
| Electrical controls: | Albright Contactor |
| Remote Control: | 2-in-1 plug-in remote, wireless capability and 11.5' (3.5m) lead |
| Geartrain: | 3-stage planetary |
| Gear ratio: | 218:1 |
| Clutch (freespooling): | Rotating ring gear clutch |
| Brake: | Spring Brake |
| Drum diameter/Length: | Steel and Synthetic: 2.5"/9.0" (6.73cm/23cm) |
| Rope: | Steel: .354" x 90' (9mm x 27.4m) Synthetic: 3/8" x 90' (9.5mm x 27.4m) |
| Fairlead: | Steel: Roller, Synthetic: Die Cast Hawse |
| Recommended Battery: | 650 CCA minimum for winching |
| Battery leads: | 0.98" x 6.5' (25mm x 2m) |
| Finish: | Powder coating over primer undercoating |
| Weight: | VR EVO 10: 91.9 lbs. (41.7 kg), VR EVO 10-S: 72.4 lbs. (26 kg) |
| Warranty: | Limited lifetime |

DIMENSIONS



| | |
|-------------------------|--------------------------|
| A 21.02" (534mm) | E 4.84" (123mm) |
| B 10.08" (256mm) | F 6.18" (157mm) |
| C 2.54" (64mm) | G 7.5" (191.4mm) |
| D 10" (254mm) | H 6.79" (172.4mm) |

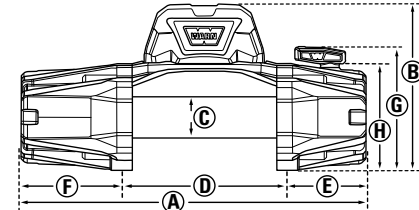
Mounting bolt pattern: 10.0" x 4.5" (254mm x 114.3mm)

| 12V DC PERFORMANCE SPECS (first layer) | | | |
|--|-------------------|----------|-----------------|
| Line Pull | Line Speed | Motor | Pull by layer: |
| Lbs. (kg) | Ft./min. (M/min.) | Current | layer/Lbs. (kg) |
| 0 | 27.1 (8.3) | 58 amps | 1/10000 (4536) |
| 2000 (910) | 13.9 (4.2) | 125 amps | 2/7996 (3627) |
| 4000 (1810) | 9.9 (3.0) | 185 amps | 3/6661 (3021) |
| 6000 (2720) | 8.2 (2.5) | 244 amps | 4/5708 (2589) |
| 8000 (3630) | 6.5 (2.0) | 303 amps | 5/4993 (2265) |
| 10000 (4536) | 5.2 (1.6) | 358 amps | |

VR EVO 8 AND 8-S

| SPECIFICATIONS | |
|-------------------------------|---|
| Part numbers: | 103250 (VR EVO 8), 103251 (VR EVO 8-S) |
| Rated line pull: | 8,000 lbs. (3629 kg) single-line |
| Motor: | 12V DC, series wound |
| Electrical controls: | Albright Contactor |
| Remote Control: | 2-in-1 plug-in remote, wireless capability and 11.5' (3.5m) lead |
| Geartrain: | 3-stage planetary |
| Gear ratio: | 218:1 |
| Clutch (freespooling): | Rotating ring gear clutch |
| Brake: | Spring Brake |
| Drum diameter/Length: | Steel and Synthetic: 2.5"/9.0" (6.73cm/23cm) |
| Rope: | Steel: 5/16" x 90' (8mm x 27.4m) Synthetic: 3/8" x 90' (9.5mm x 27.4m) |
| Fairlead: | Steel: Roller, Synthetic: Die Cast Hawse |
| Recommended Battery: | 650 CCA minimum for winching |
| Battery leads: | 0.98" x 6.5' (25mm x 2m) |
| Finish: | Powder coating over primer undercoating |
| Weight: | VR EVO 8: 83.5 lbs. (37.9 kg), VR EVO 8-S: 72.4 lbs. (32.8 kg) |
| Warranty: | Limited lifetime |

DIMENSIONS



| | |
|-------------------------|--------------------------|
| A 21.02" (534mm) | E 4.84" (123mm) |
| B 10.08" (256mm) | F 6.18" (157mm) |
| C 2.54" (64mm) | G 7.5" (191.4mm) |
| D 10" (254mm) | H 6.79" (172.4mm) |

Mounting bolt pattern: 10.0" x 4.5" (254mm x 114.3mm)

| 12V DC PERFORMANCE SPECS (first layer) | | | |
|--|-------------------|----------|-----------------|
| Line Pull | Line Speed | Motor | Pull by layer: |
| Lbs. (kg) | Ft./min. (M/min.) | Current | layer/Lbs. (kg) |
| 0 | 24.8 (7.6) | 57 amps | 1/8000 (3630) |
| 2000 (910) | 13.1 (4.0) | 122 amps | 2/6545 (2969) |
| 4000 (1810) | 9.6 (2.9) | 183 amps | 3/5538 (2512) |
| 6000 (2720) | 7.6 (2.3) | 242 amps | 4/4800 (2177) |
| 8000 (3630) | 6.0 (1.8) | 298 amps | |

WARN HEAVYWEIGHT SERIES WINCHES



THE ULTIMATE IN HEAVY LOAD RECOVERY.

Built for the biggest, heaviest and longest pulls, the WARN Heavyweight Series winches are capable of pulling over 16,000 lbs. and feature heavy-duty carrier plates that are engineered to handle the massive gear train stress generated when recovering the largest of loads.





WARN 16.5ti AND 16.5ti-s Highest Capacity, Most Technologically Advanced Winches for Big Trucks

With 16,500 lbs. of pulling power, these winches are made for the biggest, heaviest, and longest pulls. The 16.5ti and 16.5ti-s feature the full diagnostic ability of WARN thermometric technology, plus the extreme sealing, durability, and reliability that the WARN ti winches are known for.

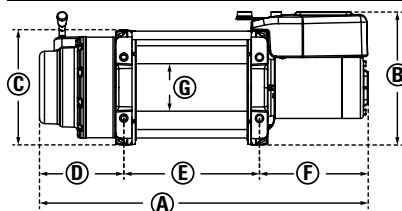
- Thermometric indicator (ti) provides motor temperature feedback via LED on remote control
- Extreme-duty sealing helps protect the winch from the outside elements
- Metal control box for added protection for the electronics
- Contactor control for the ultimate in durability and reliability
- Class-leading cone brake holds the winch's full-rated load
- Chip-resistant powder-coated finish with primer undercoating for superior corrosion resistance
- Industry-leading warranty:
Limited lifetime (mechanical components);
seven year (electrical components)
- Available with lightweight, easy-to-handle, Spydura Pro rope and Epic Hook or durable steel rope and standard hook

Whether you opt for the 16.5ti or 16.5ti-s, you'll get the biggest, most powerful winch in the WARN truck lineup.

68801 16.5ti
90' of 7/16" steel rope and a roller fairlead

97740 16.5ti-s
80' of 3/8" Spydura Pro synthetic rope with polished aluminum hawse fairlead and Epic Hook

DIMENSIONS



| | | | |
|----------|------------------|----------|-----------------|
| A | 24.23" (615.4mm) | E | 10.0" (254.0mm) |
| B | 9.80" (248.8mm) | F | 8.01" (203.8mm) |
| C | 8.49" (215.7mm) | G | 3.5" (85mm) |
| D | 6.21" (157.8mm) | | |

Mounting bolt pattern: 10.0" x 4.5" (254.0mm x 114.3mm)

SPECIFICATIONS

| | |
|-------------------------------|--|
| Part numbers: | 68801 (16.5ti), 97740 (16.5ti-s) |
| Rated line pull: | 16,500 Lbs. (7484 kg) single-line |
| Motor: | 12V DC, series wound |
| Electrical controls: | Contactors |
| Remote Control: | Remote switch, with LED indicator 12' (3.7m) lead |
| Geartrain: | 3-stage planetary |
| Gear ratio: | 315:1 |
| Clutch (freespooling): | Rotating ring gear |
| Brake: | Automatic mechanical cone |
| Drum diameter/Length: | 3.5"/8.2" (9cm/21cm) |
| Rope: | 16.5ti: 7/16" x 90' (11mm x 27m) steel, 16.5ti-s: 3/8" x 80' (9.5mm x 24.3m) Spydura Pro synthetic |
| Fairlead: | 16.5ti: Roller, 16.5ti-s: Aluminum hawse |
| Recommended Battery: | 650 CCA minimum for winching |
| Battery leads: | 2 gauge, 72" (1.83m) |
| Finish: | Argent gray powder coat |
| Weight: | 16.5ti: 134 lbs. (61 kg), 16.5ti-s: 104 lbs. (47 kg) |
| Warranty: | Limited lifetime |

12V DC PERFORMANCE SPECS (first layer)

| Line Pull Lbs. (kg) | Line Speed Ft./min. (M/min.) | Motor Current | Pull by layer: layer/Lbs. (kg) |
|------------------------|------------------------------------|------------------|-----------------------------------|
| 0 | 23.6 (7.20) | 68 amps | 1/16500 (7484) |
| 2000 (907) | 12.07 (3.68) | 138 amps | 2/13500 (6123) |
| 4000 (1814) | 9.22 (2.81) | 189 amps | 3/11423 (5181) |
| 6000 (2721) | 7.37 (2.25) | 240 amps | 4/9900 (4491) |
| 8000 (3628) | 6.08 (1.85) | 291 amps | 5/8735 (3962) |
| 10000 (4536) | 5.12 (1.56) | 342 amps | |
| 12000 (5443) | 4.40 (1.34) | 393 amps | |
| 14000 (6350) | 3.86 (1.18) | 444 amps | |
| 16000 (7257) | 3.38 (1.03) | 494 amps | |
| 16500 (7484) | 3.24 (0.99) | 507 amps | |

TECH TIP

THE BOTTOM LINE

All WARN winches must have the line come off the bottom of the winch drum. Failing to do so can cause damage to the winch's line, the brake, and the winch motor.





WARN M15 AND M15-S

More Than Enough Power for the Heaviest Loads

Got a big truck? The M15 and M15-S offer 15,000 lbs. of pulling capacity for heavy-duty jobs. The large-frame architecture means this winch will stand up to the stresses of heavy winching. Plus, its removable control pack allows for clearance and ease of access.

- High strength carrier plates designed to handle heavy gear train stresses
- Best-in-class cone brake holds full-rated load of winch
- Chip-resistant powder-coated finish resists corrosion
- Remote-mount control box allows for various mounting options
- Industry-leading warranty: Limited lifetime (mechanical components); seven year (electrical components)
- Available with lightweight, easy-to-handle Spydura Pro synthetic rope and Epic Hook or durable steel rope and standard hook

When you need that extra pulling power for your big truck or SUV, the M15 and M15-S fit the bill.

47801 M15
90' of 7/16" wire rope and a roller fairlead

478022 (24V) M15
90' of 7/16" steel rope and a roller fairlead

97730 M15-S
80' of 3/8" Spydura Pro synthetic rope, polished aluminum hawse fairlead, and Epic Hook.

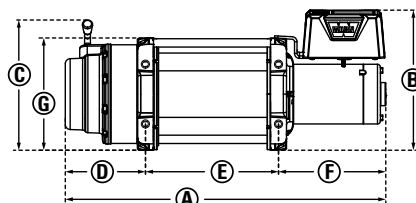
12V DC PERFORMANCE SPECS (first layer)

| Line Pull Lbs. (kg) | Line Speed Ft./min. (M/min.) | Motor Current | Pull by layer: layer/Lbs. (kg) |
|------------------------|------------------------------------|------------------|-----------------------------------|
| 0 | 22.2 (6.77) | 67 amps | 1/15000 (6804) |
| 2000 (910) | 7.27 (2.22) | 135 amps | 2/12273 (5567) |
| 4000 (1810) | 5.41 (1.65) | 185 amps | 3/10385 (4711) |
| 6000 (2720) | 4.43 (1.35) | 235 amps | 4/9000 (4082) |
| 8000 (3630) | 3.79 (1.16) | 285 amps | 5/7941 (3602) |
| 10000 (4540) | 3.31 (1.01) | 335 amps | |
| 12000 (5440) | 2.93 (.893) | 385 amps | |
| 14000 (6350) | 2.61 (.796) | 435 amps | |
| 15000 (6800) | 2.48 (.756) | 460 amps | |

SPECIFICATIONS

Part numbers: 47801 (M15), 478022 (M15, 24V), 97730 (M15-S)
Rated line pull: 15,000 lbs. (6804 kg) single-line
Motor: Series wound
Electrical controls: Contactor
Remote Control: Remote switch, 12' (3.7m) lead
Geartrain: 3-stage planetary
Gear ratio: 315:1
Clutch (freespooling): Rotating ring gear
Brake: Automatic mechanical cone
Drum diameter/Length: 3.5"/8.2" (9cm/21cm)
Rope: M15: 7/16" x 90' (11mm x 27m) steel, M15-S: 3/8" x 80' (9.5mm x 24.3m) Spydura Pro synthetic
Fairlead: M15: Roller, M15-S: Aluminum hawse
Recommended Battery: 650 CCA minimum for winching
Battery leads: 2 gauge, 72" (1.83m)
Finish: Argent gray powder coat
Weight: M15: 135 lbs. (61 kg), M15-S: 102 lbs. (46 kg)
Warranty: Limited lifetime

DIMENSIONS



| | |
|---------------------------|--------------------------|
| A 24.08" (612.0mm) | E 10.0" (254.0mm) |
| B 10.53" (267.5mm) | F 8.08" (204.8mm) |
| C 9.79" (248.7mm) | G 8.44" (214.4mm) |
| D 6.03" (153.2mm) | |

Mounting bolt pattern: 10.0" x 4.5" (254.0mm x 114.3mm)

WARN M12 AND M12-S

A Reliable Workhorse to Meet Heavy Winching Needs

Big torque, 12,000 lbs. of pulling power, and fast no-load retrieval speed give the M12 and M12-S a great combination of heavy-duty capacity and high performance. If you've got a big truck and are looking for a true workhorse, these winches are where it's at.

- Large frame design to handle heavier winch loads
- High speed motor for fast line speed and powerful pulls
- Best-in-class cone brake holds the winch's full rated load
- Chip-resistant powder-coated finish resists corrosion
- Remote-mount control box allows for various mounting options
- Industry-leading warranty: Limited lifetime (mechanical components); seven year (electrical components)
- Available with lightweight, easy-to-handle Spydura synthetic rope and Epic hook or durable steel rope and standard hook

Whether on the jobsite, on the trail, or at your favorite hunting spot, the M12 and M12-S winches will let you go prepared, no matter the terrain.

17801 M12
125' of 3/8" wire rope and a roller fairlead

265072 (24V) M12
125' of 3/8" steel rope and a roller fairlead

97720 M12-S
100' of 3/8" Spydura synthetic rope with polished aluminum fairlead and Epic Hook

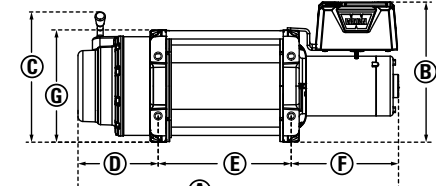
12V DC PERFORMANCE SPECS (first layer)

| Line Pull Lbs. (kg) | Line Speed Ft./min. (M/min.) | Motor Current | Pull by layer: layer/Lbs. (kg) |
|------------------------|------------------------------------|------------------|-----------------------------------|
| 0 | 30 (9.1) | 67 amps | 1/12000 (5443) |
| 2000 (910) | 14 (4.3) | 140 amps | 2/10054 (4560) |
| 4000 (1810) | 8.6 (2.6) | 210 amps | 3/8651 (3924) |
| 6000 (2720) | 6.9 (2.1) | 250 amps | 4/7592 (3444) |
| 8000 (3630) | 5.8 (1.8) | 320 amps | 5/6764 (3068) |
| 10000 (4540) | 4.4 (1.3) | 370 amps | |
| 12000 (5440) | 3.9 (1.2) | 440 amps | |

SPECIFICATIONS

Part numbers: 17801 (M12), 265072 (M12, 24V), 97720 (M12-S)
Rated line pull: 12,000 Lbs., (5440 kg) single-line
Motor: Series wound
Electrical controls: Contactor
Remote Control: Remote switch, 12' (3.7m) lead
Geartrain: 3-stage planetary
Gear ratio: 261:1
Clutch (freespooling): Rotating ring gear
Brake: Automatic mechanical cone
Drum diameter/Length: 3.5"/8.2" (9cm/21cm)
Rope: M12: 3/8" x 125' (9.5mm x 38m) steel, M12-S: 3/8" x 100' (9.5mm x 30m) Spydura synthetic
Fairlead: M12: Roller, M12-S: Aluminum hawse
Recommended Battery: 650 CCA minimum for winching
Battery leads: 2 gauge, 72" (1.83m)
Finish: Argent gray powder coat
Weight: M12: 133 lbs. (60 kg), M12-S: 102 lbs. (46 kg)
Warranty: Limited lifetime

DIMENSIONS



| | |
|---------------------------|--------------------------|
| A 24.08" (612.0mm) | E 10.0" (254.0mm) |
| B 10.53" (267.5mm) | F 8.08" (204.8mm) |
| C 9.79" (248.7mm) | G 8.44" (214.4mm) |
| D 6.03" (153.2mm) | |

Mounting bolt pattern: 10.0" x 4.5" (254.0mm x 114.3mm)

WARN CLASSIC/SPECIALTY WINCHES

WHEREVER THEY WHEEL, THEY WHEEL WITH WARN.

From the endless mud in Malaysia to deep in the Australian Outback, our rugged specialty winches have a well-earned reputation for getting it done in the trenches, on the trails and in the toughest competitions throughout the off-road world—one fast line pull at a time.





WARN 9.5xp AND 9.5xp-s Fast, Powerful, and Reliable—For Extreme Conditions

The fast, powerful 9.5xp and 9.5xp-s winches are designed for the serious off-roader who demands a winch that will perform under the most extreme conditions in the world. With 9,500 lbs. of pulling power and the fastest line speed of any WARN winch under load, the 9.5xp delivers extreme performance that eats up the competition—even in competition.

- High-output parallel series wound winch motor is the strongest and most durable in the industry
- Delivers the fastest line speed of any WARN winch under load
- Extreme-duty winch sealing. Enables superior water resistance
- Best-in-class cone brake holds winch's full-rated load
- Remote-mount control box allows for various mounting options
- High gloss, chip-resistant powder coat finish. Provides superior corrosion resistance
- Industry-leading warranty: Limited lifetime (mechanical components); seven year (electrical components)
- Available with either lightweight, easy-to-handle Spydura synthetic rope or durable steel rope

The 9.5xp and 9.5xp-s winches are classic pulling powerhouses designed for high performance, no matter the situation.

68500 9.5xp
100' of 5/16" diameter steel rope and roller fairlead

87310 9.5xp-s
100' of 3/8" Spydura synthetic rope and a polished aluminum hawse fairlead

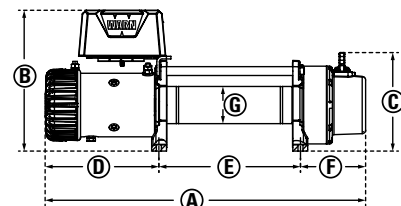
12V DC PERFORMANCE SPECS (first layer)

| Line Pull Lbs. (kg) | Line Speed Ft./min. (M/min.) | Motor Current | Pull by layer: layer/Lbs. (kg) |
|------------------------|------------------------------------|------------------|-----------------------------------|
| 0 | 37.5 (11.43) | 71 amps | 1/9500 (4313) |
| 2000 (910) | 16.6 (5.06) | 169 amps | 2/7773 (3526) |
| 4000 (1810) | 11.8 (3.60) | 248 amps | 3/6577 (2983) |
| 6000 (2720) | 9.3 (2.83) | 328 amps | 4/5700 (2585) |
| 8000 (3630) | 7.4 (2.25) | 413 amps | 5/5029 (2281) |
| 9500 (4310) | 6.2 (1.89) | 482 amps | |

SPECIFICATIONS

Part numbers: 68500 (9.5xp), 87310 (9.5xp-s)
Rated line pull: 9,500 Lbs., (4310 kg) single-line
Motor: 12V 6 hp (4.48kw), High output parallel series wound
Electrical controls: Contactor
Remote Control: Remote switch, 12' (3.7m) lead
Geartrain: 3-stage planetary
Gear ratio: 156:1
Clutch (freespooling): Sliding ring gear
Brake: Automatic mechanical cone
Drum diameter/Length: 9.5xp: 2.5"/9.0" (6.4cm/23cm), 9.5xp-s: 2.625"/9.0" (6.6cm/23cm)
Rope: 9.5xp: 5/16" x 100' (8mm x 30m) steel, 9.5xp-s: 3/8" x 100' (9.5mm x 30m) Spydura synthetic
Fairlead: 9.5xp: Roller, 9.5xp-s: Aluminum hawse
Recommended Battery: 650 CCA minimum for winching
Battery leads: 2 gauge, 72" (1.83m)
Finish: High-gloss powder coat
Weight: 9.5xp: 97 lbs. (44 kg), 9.5xp-s: 79 lbs. (36 kg)
Warranty: Limited lifetime

DIMENSIONS



| | |
|---------------------------|--------------------------|
| A 22.63" (574.9mm) | E 10.0" (254.0mm) |
| B 9.94" (252.5mm) | F 4.60" (116.8mm) |
| C 6.96" (176.7mm) | G 2.62" (66.7mm) |
| D 8.03" (204.0mm) | |

Mounting bolt pattern: 10.0" x 4.5" (254.0mm x 114.3mm)



WARN 9.5cti AND 9.5cti-s Excellent Performance, Thermometric Winch

The 9.5cti and 9.5cti-s have a massive protective structure combined with sophisticated operator feedback to deliver fast line speeds, and long duty cycles. A fantastic winch for the serious off-roader looking for classic good looks and world-class performance.

- Motor-mounted thermal sensor relays temperature information to winch operator by way of the hand-held remote control with LED indicator
- Extreme-duty winch sealing system keeps the water out
- Best-in-class cone brake holds winch's full-rated load
- High gloss, chip-resistant black powder coat finish over a massive cast-aluminum alloy housing
- Industry-leading warranty: Limited lifetime (mechanical components); seven year (electrical components)
- Available with either lightweight, easy-to-handle Spydura synthetic rope or durable steel rope

A proven winner, the 9.5cti and 9.5cti-s offer all the performance you want wrapped in a durable chassis.

97550 9.5cti
125' of 5/16" steel rope and roller fairlead

97600 9.5cti-s
100' of 3/8" Spydura synthetic rope and polished aluminum hawse fairlead

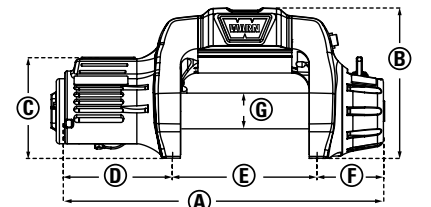
12V DC PERFORMANCE SPECS (first layer)

| Line Pull Lbs. (kg) | Line Speed Ft./min. (M/min.) | Motor Current | Pull by layer: layer/Lbs. (kg) |
|------------------------|------------------------------------|------------------|-----------------------------------|
| 0 | 47.0 (14.32) | 42 amps | 1/9500 (4313) |
| 2000 (910) | 16.5 (5.02) | 140 amps | 2/7773 (3526) |
| 4000 (1810) | 12.0 (3.66) | 223 amps | 3/6577 (2983) |
| 6000 (2720) | 9.2 (2.80) | 307 amps | 4/5700 (2585) |
| 8000 (3630) | 7.1 (2.16) | 390 amps | 5/5029 (2281) |
| 9500 (4310) | 5.9 (1.80) | 452 amps | |

SPECIFICATIONS

Part numbers: 97550 (9.5cti), 97600 (9.5cti-s)
Rated line pull: 9,500 Lbs., (4310 kg) single-line
Motor: Series wound
Electrical controls: Contactor
Remote Control: Remote switch, LED indicator, 12' (3.7m) lead
Geartrain: 3-stage planetary
Gear ratio: 156:1
Clutch (freespooling): Sliding ring gear
Brake: Automatic mechanical cone
Drum diameter/Length: 9.5cti: 2.5"/9.0" (6.4cm/23cm), 9.5cti-s: 2.625"/9.0" (6.6cm/23cm)
Rope: 9.5cti: 5/16" x 125' (8mm x 38m) steel, 9.5cti-s: 3/8" x 100' (9.5mm x 30m) Spydura synthetic
Fairlead: 9.5xp: Roller, 9.5xp-s: Aluminum hawse
Recommended Battery: 650 CCA minimum for winching
Battery leads: 2 gauge, 72" (1.83m)
Finish: High-gloss powder coat
Weight: 9.5xp: 100 lbs. (45 kg), 9.5xp-s: 78 lbs. (35 kg)
Warranty: Limited lifetime

DIMENSIONS



| | |
|------------------------|------------------------|
| A 23.1" (586mm) | E 10.0" (254mm) |
| B 10.4" (264mm) | F 4.7" (118mm) |
| C 6.9" (175mm) | G 2.5" (63mm) |
| D 8.4" (214mm) | |

Mounting bolt pattern: 10.0" x 4.5" (254.0mm x 114.3mm)



WARN 9.0Rc Compact, Lightweight Winch for Rock Sports

Competitive rock sports means tackling tough climbs, intense approach angles and tight turns. That's why rock rigs need a low-profile, lightweight winch like the WARN 9.0Rc that delivers maximum power in a compact, 54 lb. unit. The 9.0Rc is a winch built for rock crawlers looking for efficiency, reliability and legendary WARN performance.

- Short drum configuration and 50' of Spydura synthetic rope
- Ballistic nylon sliding sleeve that provides extra rope protection against abrasion and wear
- Exclusive multi-segment cam actuated brake for positive operator control during winching
- Best-in-class cone brake holds the winch's full-rated load
- Gloss red paint with primer undercoat gives superior corrosion resistance
- Industry-leading warranty: Limited lifetime (mechanical components); seven year (electrical components)

Specially designed for the rigors of rock sports, the 9.0Rc is the choice of champions.

71550 9.0Rc
50' of 3/8" synthetic rope combined with a 360-degree swivel hook

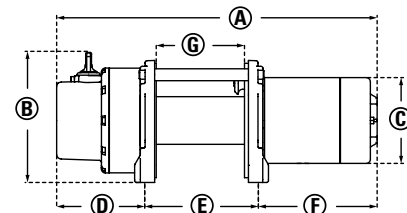
12V DC PERFORMANCE SPECS (first layer)

| Line Pull Lbs. (kg) | Line Speed Ft./min. (M/min.) | Motor Current | Pull by layer: layer/Lbs. (kg) |
|------------------------|---------------------------------|------------------|-----------------------------------|
| 0 | 32 (9.75) | 85 amps | 1/9000 (4082) |
| 2000 | 16 (4.88) | 187 amps | 2/7280 (3302) |
| 4000 | 11.4 (3.47) | 284 amps | 3/6670 (3026) |
| 6000 | 8.9 (2.71) | 367 amps | 4/6230 (2826) |
| 8000 | 6.8 (2.07) | 458 amps | |
| 9000 | 5.6 (1.70) | 408 amps | |

SPECIFICATIONS

| |
|--|
| Part numbers: 71550 |
| Rated line pull: 9,000 lbs. (4080 kg) single-line |
| Motor: Series wound 12V |
| Electrical controls: Contactor |
| Remote Control: Remote switch, 12' (3.7m) lead |
| Geartrain: 3-stage planetary |
| Gear ratio: 216:1 |
| Clutch (freespooling): Sliding ring gear |
| Brake: Automatic mechanical cone |
| Drum diameter/Length: 2.75"/4.75" (7.0cm/12cm) |
| Rope: 3/8" x 50' (9.5mm x 15m) Spydura synthetic |
| Fairlead: Aluminum hawse |
| Recommended Battery: 650 CCA minimum for winching |
| Battery leads: 2 gauge, 72" (1.83m) |
| Finish: Gloss red paint over primer undercoating |
| Weight: 54 lbs. (25 kg) |
| Warranty: Limited lifetime |

DIMENSIONS



| | |
|------------------------|-----------------------|
| A 16.8" (427mm) | E 6.0" (151mm) |
| B 7.6" (194mm) | F 6.2" (158mm) |
| C 4.5" (114mm) | G 4.6" (118mm) |
| D 4.6" (117mm) | |

Mounting bolt pattern: 6.0" x 4.5" (151mm x 114.3mm)

TECH TIP

**STAY THE TRAIL;
TREAD LIGHTLY**
Whenever you're on public lands, stay on the designated trails, pick up trash, and tread lightly. Respecting the land and the trails helps to keep them open to everyone, so do your part.





WARN XD9 & XD9i Long Time Best-Selling Winches

Long-time best sellers, the compact, low-profile XD9 and upright, durable XD9i offer up 9,000 lb. capacities, fast no-load retrieval speeds of 38 ft/min, and classic looks. Proven for years, these are among the most trusted winches in our lineup.

- XD9 features low-profile, compact design with removable control box
- XD9i has an integrated control box provides excellent protection to electronics
- Best-in-class cone brake holds the winch's full-rated load
- Chip-resistant, powder-coated finish for protection against the elements
- Industry-leading warranty: Limited lifetime (mechanical components); seven year (electrical components)

If you're looking for a tried-and-true, battle-tested winch, the XD9000 and XD9000i are excellent options.

28500 XD9

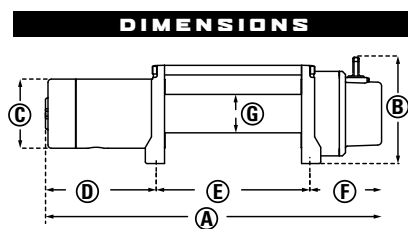
100' of 5/16" steel rope

27550 XD9i

125' of 5/16" steel rope and roller fairlead

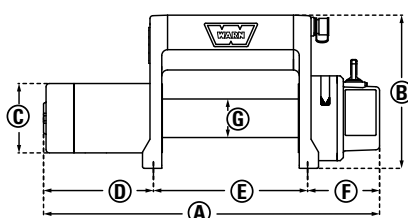
104183 XD9i Multi-Mount

125' of 5/16" steel rope, steel hawse fairlead, Multi-Mount Carrier, and Quick Connect wiring



| | |
|---------------------------|--------------------------|
| A 21.87" (555.5mm) | E 10.0" (254.0mm) |
| B 7.61" (193.2mm) | F 4.67" (118.6mm) |
| C 4.50" (114.3mm) | G 2.50" (63.5mm) |
| D 7.20" (182.9mm) | |

Mounting bolt pattern: 10.0" x 4.5" (254.0mm x 114.3mm)



| | |
|---------------------------|--------------------------|
| A 21.80" (553.7mm) | E 10.0" (254.0mm) |
| B 9.94" (252.4mm) | F 4.67" (118.6mm) |
| C 4.50" (114.3mm) | G 2.50" (63.5mm) |
| D 7.13" (181.1mm) | |

Mounting bolt pattern: 10.0" x 4.5" (254.0mm x 114.3mm)

SPECIFICATIONS

Part numbers: 28500 (XD9), 27550 (XD9i)

Rated line pull: 9,000 Lbs., (4080 kg) single-line

Motor: Series wound 12V

Electrical controls: XD9: Contactor, XD9i: Solenoid

Remote Control: Remote switch, 12' (3.7m) lead

Geartrain: 3-stage planetary

Gear ratio: 156:1

Clutch (freespooling): Sliding ring gear

Brake: Automatic mechanical cone

Drum diameter/Length: 2.5"/9.0" (6.4cm/23cm)

Rope: XD9: 5/16" x 100' (8mm x 30m) steel,

XD9i: 5/16" x 125' (8mm x 38m) steel

Fairlead: Roller

Recommended Battery: 650 CCA minimum for winching

Battery leads: 2 gauge, 72" (1.83m)

Finish: Argent gray powder coat

Weight: XD9: 83 lbs. (38 kg), XD9i: 93 lbs. (42 kg)

Warranty: Limited lifetime

12V DC PERFORMANCE SPECS (first layer)

| Line Pull Lbs. (kg) | Line Speed Ft./min. (M/min.) | Motor Current | Pull by layer: layer/Lbs. (kg) |
|------------------------|------------------------------------|------------------|-----------------------------------|
| 0 | 38 (11.58) | 56 amps | 1/9000 (4082) |
| 2000 (910) | 15 (6.8) | 161 amps | 2/7364 (3340) |
| 4000 (1810) | 10.3 (3.14) | 252 amps | 3/6231 (2826) |
| 6000 (2720) | 7.5 (2.29) | 332 amps | 4/5400 (2449) |
| 8000 (3630) | 5.1 (1.55) | 423 amps | 5/4765 (2161) |
| 9000 (4080) | 3.9 (1.19) | 478 amps | |



WARN M8 AND M8-S Compact, Tough, and Reliable

The M8 and M8-S have been trusted by off-roaders for over 30 years. These 8,000 lb. capacity winches offer outstanding reliability and value. Their low-profile design allows for a variety of mounting options, making them perfect for most trucks, jeeps, and SUVs.

- Low-profile design and separate control box allows for a wide range of mounting options
- Best-in-class cone brake holds the winch's full-rated load
- Durable 3-stage planetary gear train for smooth, reliable, operation
- Chip-resistant, powder-coated finish for protection against the elements
- Industry-leading warranty: Limited lifetime (mechanical components); seven year (electrical components)
- Available with lightweight, easy-to-handle Spydura synthetic rope or steel rope

The compact, capable M8 and M8-S are best sellers with thousands of units sold over the years. See why for yourself.

26502 M8

100' of 5/16" steel rope and a roller fairlead

87800 M8-S

100' of 3/8" Spydura synthetic rope and polished aluminum hawse fairlead

12V DC PERFORMANCE SPECS (first layer)

| Line Pull Lbs. (kg) | Line Speed Ft./min. (M/min.) | Motor Current | Pull by layer: layer/Lbs. (kg) |
|------------------------|------------------------------------|------------------|-----------------------------------|
| 0 | 30.2 (9.20) | 80 amps | 1/8000 (3629) |
| 2000 (910) | 14.2 (4.33) | 200 amps | 2/6545 (2969) |
| 4000 (1810) | 9.9 (3.02) | 285 amps | 3/5538 (2512) |
| 6000 (2720) | 7.3 (2.22) | 350 amps | 4/4800 (2177) |
| 8000 (3630) | 4.8 (1.46) | 435 amps | 5/4235 (1921) |

SPECIFICATIONS

Part numbers: 26502 (M8), 265032 (M8, 24V), 87800 (M8-S)

Rated line pull: 8,000 Lbs., (3630 kg) single-line

Motor: Series wound: 12V 4.8 hp, 24V 2.1 hp

Electrical controls: Contactor

Remote Control: Remote switch, 12' (3.7m) lead

Geartrain: 3-stage planetary

Gear ratio: 216:1

Clutch (freespooling): Sliding ring gear

Brake: Automatic mechanical cone

Drum diameter/Length: M8: 2.5"/9.0" (6.4cm/23cm),

M8-S: 2.625"/9.0" (6.6cm/23cm)

Rope: XD9: 5/16" x 100' (8mm x 30m) steel,

XD9i: 3/8" x 100' (9.5mm x 30m) Spydura synthetic

Fairlead: M8: Roller, M-8-S: Aluminum hawse

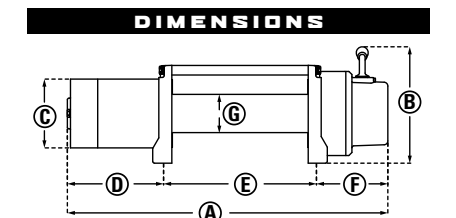
Recommended Battery: 650 CCA minimum for winching

Battery leads: 2 gauge, 72" (1.83m)

Finish: Argent gray powder coat

Weight: M8: 83 lbs. (38 kg), XD9i: 65 lbs. (29 kg)

Warranty: Limited lifetime



| | |
|----------------------------|--------------------------|
| A 21.043" (534.4mm) | E 10.0" (254.0mm) |
| B 7.61" (193mm) | F 4.67" (118.6mm) |
| C 4.50" (114.3mm) | G 2.50" (63.5mm) |
| D 6.373" (161.8mm) | |

Mounting bolt pattern: 10.0" x 4.5" (254.0mm x 114.3mm)



TECH TIP

LAST LAYER = PULLING POWER

A winch's maximum capacity found on the last layer of rope on the drum. If you've got a difficult pull ahead of you, get as much line out as possible—sometimes using a snatch block can help. But always leave at least five wraps of wire rope or a full layer of synthetic rope on the drum when winching.

WARN M8274-50

Fastest Line Speed, Longest Wire Rope, Legendary Performance

Loved by off-roaders who compete, it's our fastest winch. No-load retrieval speed for the M8274-50 is 79.3 feet per minute, and that's not all. At 150 ft. of 5/16" cable, it also has a very long line capacity. Its unique spur gear drivetrain and upright design are totally rugged.

- Automatic disc brake delivers smooth operation and superior heat dissipation
- Upright, foot-forward mounting configuration
- Industry-leading warranty: Limited lifetime (mechanical components); seven year (electrical components)

This is the icon, the one that launched Warn Industries to the head of the class—and we've never looked back.

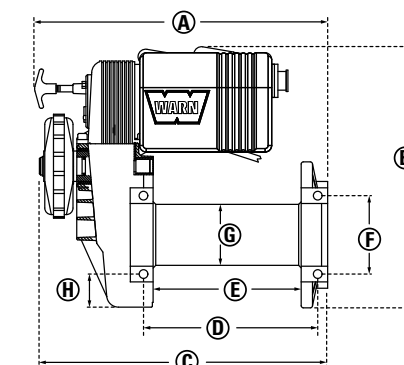
38631 M8274-50
150' of 5/16" steel rope and a roller fairlead.



SPECIFICATIONS

| |
|---|
| Part numbers: 38631 |
| Rated line pull: 8,000 Lbs., (3630 kg) single-line |
| Motor: Series wound 12V 4.6 hp/3.43kw |
| Electrical controls: Solenoid |
| Remote Control: Remote switch, 12' (3.7m) lead |
| Geartrain: Spur gear |
| Gear ratio: 134:1 |
| Clutch (freespooling): Sliding motor pinion gear |
| Brake: Automatic disc type |
| Drum diameter/Length: 3.5"/8.5" (9cm/22cm) |
| Rope: 5/16" x 150' (8mm x 46m) steel, |
| Fairlead: Roller |
| Recommended Battery: 650 CCA minimum for winching |
| Battery leads: 2 gauge, 72" (1.83m) |
| Finish: Powder coat with clear coat |
| Weight: 121 lbs. (55 kg) |
| Warranty: Limited lifetime |

DIMENSIONS



| | |
|----------------------------|-------------------------|
| A 16.82" (427.2mm) | E 8.5" (215.9mm) |
| B 15" (381.0mm) | F 4.5" (114.3mm) |
| C 16.547" (420.2mm) | G 3.5" (88.9mm) |
| D 10.0" (254.0mm) | H 1.9" (48.2mm) |

Mounting bolt pattern: 10.0" x 4.5" (254.0mm x 114.3mm)

12V DC PERFORMANCE SPECS (first layer)

| Line Pull Lbs. (kg) | Line Speed Ft./min. (M/min.) | Motor Current | Pull by layer: layer/Lbs. (kg) |
|------------------------|------------------------------------|------------------|-----------------------------------|
| 0 | 79.3 (22.17) | 49 amps | 1/8000 (3629) |
| 2000 (910) | 23.7 (7.22) | 182 amps | 2/7460 (3384) |
| 4000 (1810) | 16.4 (5.0) | 286 amps | 3/6980 (3166) |
| 6000 (2720) | 12.0 (3.66) | 385 amps | 4/6620 (3003) |
| 8000 (3630) | 8.7 (2.65) | 480 amps | 5/6290 (2853) |

KNOW YOUR ANGLES

Knowing your vehicle is an important part of venturing off pavement. Where's the lowest point on the undercarriage? How tall is the rig? How wide is the vehicle? Knowing these things can help you avoid vehicle damage when offroading.

TECH TIP



**BUMPERS, MOUNTING SYSTEMS, AND ACCESSORIES:
ESSENTIAL COMPONENTS FOR THE ULTIMATE BUILD**

Get the most from any rig with a full line of best-in-class, bumpers, guards, skid plates, flares and accessories designed and engineered to withstand the punishment that extreme winching and rugged off-roading can put on trucks and Jeeps and SUVs.

PULL POINTS

Knowing where your vehicle's recovery points are is critical. Pulling from the wrong location can damage your rig. Whether it's tow hooks, a receiver shackle bracket, or a factory tow point, knowing where to pull from is a must.

TECH TIP



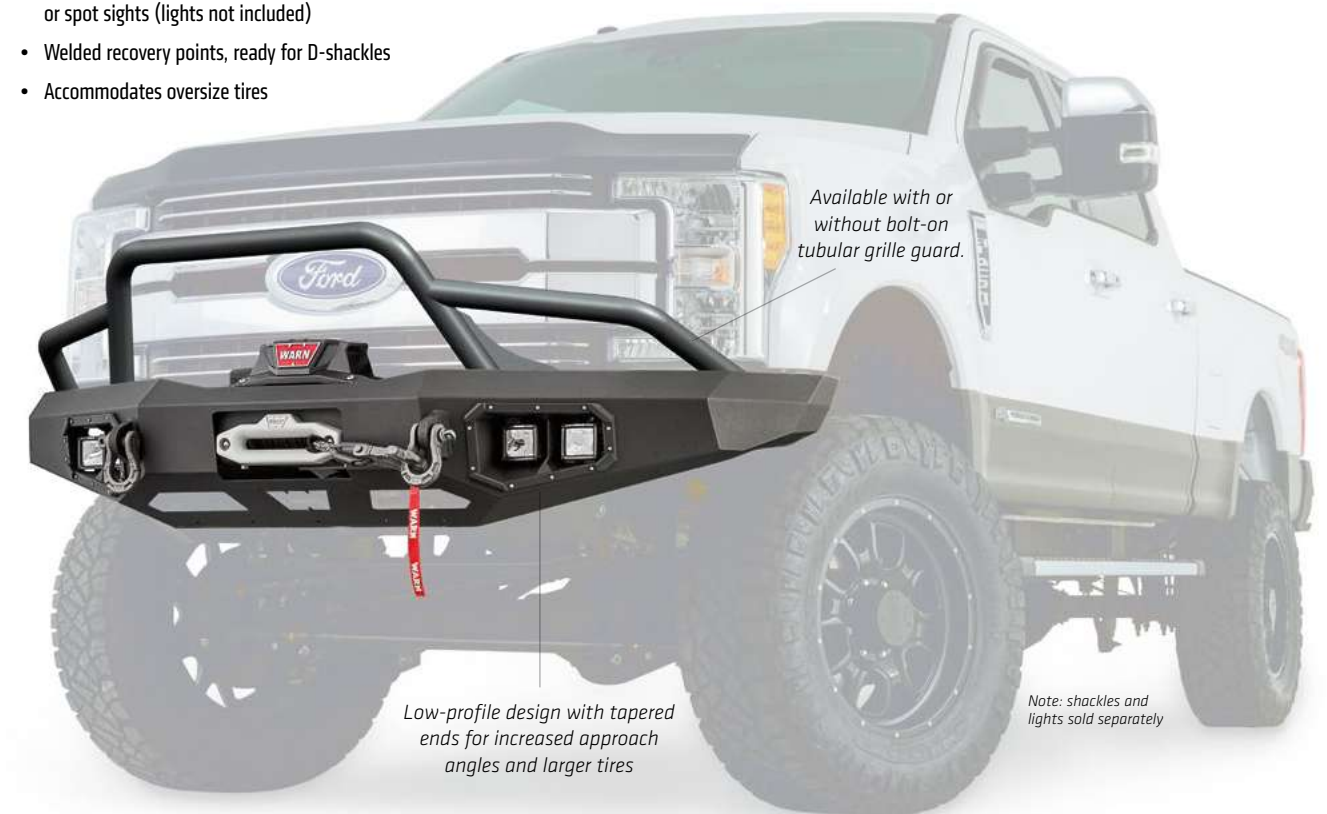
WARN ASCENT FRONT BUMPERS

Combines Low-Profile Styling With High Performance Off-Road Features

When a WARN Ascent™ Bumper rides on your truck, you open up a world of possibilities. You get the look you want, the rugged functionality you need. Precision angles and a unique low-profile design maximize approach angles and optimize off-road performance. Plus, the WARN Ascent Bumpers come ready to fit the legendary WARN mid-frame winches—like the ZEON Platinum and a host of others. When it comes to integrated style and functionality, there's nothing else like it, not even close.

KEY FEATURES:

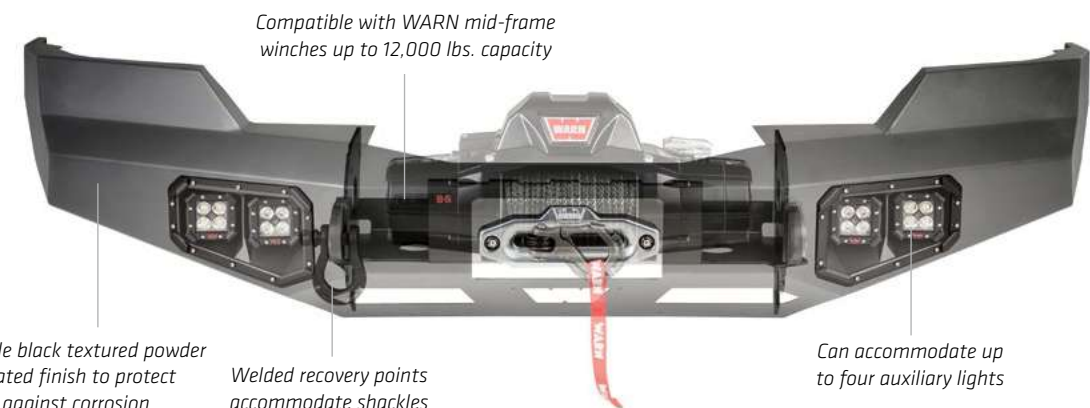
- Angled design sits high to maintain maximum ground clearance and approach angles
- Winch ready—accepts most WARN mid-frame (foot-down) winches up to 12,000 lbs. (5443 kg): ZEON and ZEON Platinum, 9.5cti, 9.5 xp, XD9000i, XD9000, M8000, and VR winches
- Integrated dual light ports to mount auxiliary flood or spot sights (lights not included)
- Welded recovery points, ready for D-shackles
- Accommodates oversize tires
- Durable black textured powder coat over 11-gauge steel withstands rigorous salt spray testing, delivering up to 2X corrosion protection
- Easy to install—Pre-drilled bolt holes and cutouts make it easy to mount a WARN winch, even after bumper install
- Designed to fit late model Chevy/GMC, Ford, Ram, and Toyota trucks



Available with or without bolt-on tubular grille guard.

Low-profile design with tapered ends for increased approach angles and larger tires

Note: shackles and lights sold separately



Compatible with WARN mid-frame winches up to 12,000 lbs. capacity

Durable black textured powder coated finish to protect against corrosion

Welded recovery points accommodate shackles

Can accommodate up to four auxiliary lights

**WARN ASCENT BUMPERS:
BRUTE STRENGTH MEETS ADVANCED DESIGN**



2017-19 Ford Super Duty F250, F350
100472 Baja Grille Guard Tube
100918 Ascent Front Bumper



2018-19 Ford F150
100473 Baja Grille Guard Tube
100916 Ascent Front Bumper

2011-16 Ford Super Duty F250, F350
100475 Baja Grille Guard Tube
100917 Ascent Front Bumper

2015-17 Ford F150
100472 Baja Grille Guard Tube
100915 Ascent Front Bumper



2017-19 Ford Raptor
99850 Ascent Bumper with integrated grille guard tube (sold only with tube)



2019 Ford Ranger
104296 Baja Grille Guard Tube
103465 Ascent Front Bumper



2019 Ram 1500 (new body style)
100475 Baja Grille Guard Tube
103638 Ascent Front Bumper



2019 Ram 2500/3500 (new body style)
104825 Baja Grille Guard Tube
104256 Ascent Front Bumper

2013-18 Ram 1500, 2019 Classic body style
100475 Baja Grille Guard Tube
100922 Ascent Front Bumper

2013-18 Ram 2500-3500, 2019 Classic body style (pictured above)
100473 Baja Grille Guard Tube
100923 Ascent Front Bumper

BAJA STYLE GRILLE GUARD TUBES FOR ASCENT BUMPERS

WARN Ascent front bumpers are now available with an optional Baja Style Front Grille Guard. This low-profile, bolt-on, tube-style grille guard provides extra protection to both the vehicle and the WARN winch. Installation is easy since the bumpers now come pre-drilled for the bars.



2015-19 Chevy Silverado 2500-3500
100473 Baja Grille Guard Tube
100921 Ascent Front Bumper



2019 Chevy Silverado 1500
104825 Baja Grille Guard Tube
105785 Ascent Front Bumper

2014-15 Chevy Silverado 1500
100473 Baja Grille Guard Tube
95800 Ascent Front Bumper

2016-18 Chevy Silverado 1500
100474 Baja Grille Guard Tube
100920 Ascent Front Bumper



2015-19 GMC Sierra 2500 HD
100476 Baja Grille Guard Tube
99152 Ascent Front Bumper



2016-18 GMC Sierra 1500
100477 Baja Grille Guard Tube
99464 Ascent Front Bumper



2014-19 Toyota Tundra
100472 Baja Grille Guard Tube
99777 Ascent Front Bumper



2016-19 Toyota Tacoma
100476 Baja Grille Guard Tube
100927 Ascent Front Bumper



100360 2014-19 Tundra



104823 2019 Ram 1500
96440 2010-18 Ram 1500 (pictured above), 2019 Ram Classic



98054 2016-19 Tacoma



96445 2014-18 Ram 2500/3500
96440 2010-13 Ram 2500/3500

WARN ASCENT REAR BUMPERS

Wrap Your Truck In Rugged Protection

The WARN Ascent Rear Bumper is designed to sit high, maintaining maximum ground clearance and approach angles. The angled design with black finish offers a custom look, and delivers maximum off-road performance.

KEY FEATURES:

- Bumper features integrated light ports to mount auxiliary flood or spot sights (lights not included)
- Corner steps for easy access to truck bed and is parking sensor compatible
- Durable black textured powder coat over 11-gauge steel delivers maximum corrosion protection
- Laser-cut and CNC- formed for precise fit and durability
- Rear bumpers preserve park-assist sensors



98050 2017-19 Ford Super Duty F250/350
96290 2011-2016 Ford Super Duty F250/350



96255 2015-19 Ford F150



96550 2014-18 GMC Sierra 1500
96550 2014-19 GMC Sierra 2500/3500



96550 2011-18 Chevrolet Silverado 1500
96550 2011-19 Chevrolet Silverado 2500/3500

WARN HD BUMPERS

Heavy Duty Protection For Chevy, GMC, Ram, and Ford Trucks

When you want the ultimate front bumper for your truck, you want the WARN Heavy Duty Bumper. These units are contoured to the shape of the vehicle's grille and body and have that custom-made look. They offer excellent protection thanks to a one-piece welded design that incorporates round light ports and a concealed winch mount. The WARN Heavy Duty Bumper is for the larger capacity WARN winches, including the 16.5ti.



KEY FEATURES INCLUDE:

- Welded, one-piece construction uses heavy 1/4" and 3/16" thick steel
- Integrated winch mounting structure provides maximum strength. Rated for use with all WARN Heavyweight Series winches
- Bumpers available with or without tubular grille/brush guard
- Brush guards constructed of large diameter, welded steel tubing
- Welded eyelets for D-shackles (shackles sold separately)
- Commercial duty rated and fleet approved
- Bumper design provides generous tire clearance and accommodates oversize tires
- Bumper features integrated light ports. Additional light mounting holes on top of the bumper
- Black powder-coat finish with undercoat delivers maximum durability



TECH TIP

DOUBLE-LINE = DOUBLE POWER
Using a snatch block can help you effectively double your pulling power, turning an 10,000 lb. capacity winch in to a 20,000 lb. pulling beast. Keep in mind, while you are doubling the amount of rope you're using, you're cutting the line speed in half.

WARN ELITE SERIES FRONT BUMPERS FOR THE JEEP JL, JK AND JT

Built For Life Off-Road

Whether you're on the trail, on an overland expedition, or just looking for a sturdy place for your WARN winch, the WARN Elite Front Bumper is what you'll want on the front of your JL. Designed, engineered, and made in the USA, the WARN Elite Front Bumper offers the features Wrangler owners need with a great new style that's perfect for the life off road.

101337 Elite Series Full-Width Front Bumper with Grille Guard Tube, Jeep JL AND JT

101335 Elite Full-Width Front Bumper without Grille Guard Tube, Jeep JL AND JT (not pictured)

101445 Lower bumper skid plate, JL and JT



FEATURES

- Advanced Bumper geometry designed to increase approach angles and articulation. Will accommodate 37" tires with a 2" lift (full-width)
- Integrated winch mount is engineered and tested for the high stresses of winching. Fits ZEON, ZEON Platinum, VR, M8, XD9, XD9i, 9.0Rc, and 9.5xp winches. Will not fit WARN PowerPlant, 9.5cti, M8274-50, M12, M15, 16.5ti
- State-of-the-art flat black powder-coated finish. Stands up to 408 hour salt spray testing and excellent UV protection
- Integrated off-road jack points for easy access
- Precision welded eyelets for shackles, allowing for increased recovery options
- Recessed light buckets for OE fog lights or aftermarket lights (full-width only)
- Bumpers are available with or without integrated grille guard tube (bar is welded on)
- Lower bumper skid cover protects critical components such as swaybar disconnects. Sold separately (PN 101445)



101330 Elite Stubby Front Bumper with Grille Guard Tube, Jeep JL, JT

101445 Lower bumper skid plate, JL and JT



101325 Elite Series Stubby Front Bumper Without Grille Guard Tube, Jeep JL, JT

101450 Elite Series Stubby Front Bumper with Grille Guard Tube, Jeep JK

101565 Lower bumper skid plate, JK



101410 Elite Series Stubby Front Bumper without Grille Guard Tube, Jeep JK (not pictured)

101465 Elite Series Full-Width Front Bumper with Grille Guard Tube, Jeep JK

101565 Lower bumper skid plate, JK

101420 Elite Series Full-Width Front Bumper without Grille Guard Tube, Jeep JK (not pictured)

WARN ELITE SERIES REAR BUMPER FOR THE JEEP JL and JK WRANGLER

Easy-Open Tire Carrier Design Accommodates A Spare Tire Up To 40"

The perfect companion to the Elite Series Front Bumper is the Elite Series Rear Bumper. Available with or without a tire carrier, these bumpers are made in the USA from the same durable steel as the front bumpers, have high clearance corners for maximum off-road performance, and wear a durable, high-tech powdercoated finish to protect against corrosion and look great.

- State-of-the-art flat black powdercoated finish features a five-step pretreatment process with zirconium nanotechnology. Stands up to 408 hour salt spray testing and excellent UV protection
- Maintains factory receiver
- Welded eyelets for shackles to increase your recovery options

- Optional tire carrier uses a chassis-mounted pivot and has a tailgate-synchronized swing-out design. It can be easily opened with one hand, and takes the weight off of the tailgate
- JL Bumper is rear parking, blind spot sensor compatible Also includes provision to relocate backup camera

Elite Rear bumper for the 2018-19 Jeep JL Wrangler

102410 JL Rear Bumper (not compatible with tire carrier)

102190 JL Rear Bumper (tire carrier compatible)

102255 JL Tire Carrier (holds up to a true 40" tire)

102668 Rotopax Mounting Bracket (for use with 102255 tire carrier)

102670 Hi-Lift Jack Mounting Bracket Only (for use with 102255 tire carrier)



Fits '07-18 Jeep Wrangler JK

89525 JK Rear Bumper (tire carrier compatible)

89800 JK Carrier (holds up to a true 40" tire)

90030 Mount for off-road jack (for use with 89800 carrier)



CRAWLER SERIES FRONT BUMPER FOR JEEP JL, JK AND JT

Extreme Off-Road Performance With High-Clearance, Tapered Ends, And Maximum Approach Angles.

The Crawler Series bumpers offer off-road performance and extreme durability in one rugged package. Available in full-width and stubby versions, these include a winch mount that sits atop the bumper to accommodate a wide range of WARN mid-frame winches up to 12,000 lbs. (M8274-50 winch mount sold separately). With tapered corners and welded eyelets for shackles, the Crawler Series has everything Jeep owners need in a durable off-road bumper.

- Tapered corners for increased approach angles (Full-Width)
- Mid-frame winch mount (included) positions winch on top of bumper for easy use
- Accepts factory driving lights
- Available with or without welded-on grille guard tube
- Welded eyelets accommodate shackles for increased recovery options
- Built-in tabs for off-road jacks
- State-of-the-art flat black powdercoated finish. Stands up to 408 hour salt spray testing and excellent UV protection
- Optional skid plate for further front-end protection
- One SKU for both JL, JK and JT models



102705 M8274-50 mounting plate (sold separately)

102146 JL, JK and JT Full-Width Crawler Bumper With Grille Guard Tube
101445 Skid Plate for Jeep JL and JT



102145 JK, JL & JT Full-Width Crawler Bumper Without Grille Guard Tube



102510 JK, JL & JT Stubby Crawler Bumper Without Grille Guard Tube



102520 JK, JL & JT Stubby Crawler Bumper With Grille Guard Tube

101565 Skid Plate for Jeep JK **101445** Skid Plate for Jeep JL and JT



WARN CRAWLER SERIES REAR BUMPER FOR THE JEEP JL WRANGLER

Heavy-Duty Steel For All Conditions

This extremely durable, ready-for-rock steel bumper reinforces your rig's rear end and delivers maximum performance and utility on and off the trail. This rugged bumper is built to take the abuse that impacting rocks, trees and the earth can inflict on your vehicle.

- State-of-the-art flat black powdercoated finish features a five-step pretreatment process with zirconium nanotechnology. Stands up to 408 hour salt spray testing and excellent UV protection
- Tapered design improves departure angle and accommodates larger tires
- Welded eyelets for shackles add recovery options
- Rear parking and blind spot sensor compatible. Also includes provision to relocate backup camera
- License plate mounting brackets included
- Integrated jack points to better accommodate off-road jacks



102730 Crawler Rear Bumper for Jeep JL



TECH TIP

LAST LAYER = PULLING POWER

A winch's maximum capacity is found on the last layer of rope on the drum. If you've got a difficult pull ahead of you, get as much line out as possible—sometimes using a snatch block can help. But always leave at least five wraps of wire rope or a full layer of synthetic rope on the drum when winching.



JL AND JT RUBICON BUMPER ACCESSORIES

Extra Protection And Functionality For The Jeep Rubicon JL and JT's Factory Winch-Ready Bumper

If you have the Jeep Rubicon's factory-optional steel winch-ready bumper and would like to add more style and functionality, we offer products that'll help you go prepared when venturing off road.

1.) WINCH CARRIER

Accommodates WARN ZEON, ZEON Platinum, VR, M8, XD9, and Mopar Rubicon winches.

- Engineered and certified to withstand 12,000 lbs. pulls
- Positions winch to improve airflow and delivers zero interference with grille
- Constructed of 1/4" thick steel
- Easy to install with no cutting, grinding, or drilling
- Manufactured in the USA

101255

2.) HOOK STAY

Available in red or black, the WARN Hook Stay is made from durable powder-coated metal and provides a convenient place to put your winch hook when not in use. Plus, it covers up the gap around the bumper's fairlead and includes license plate mounting bracket.

102300 Red 102222 Black

3.) RECOVERY POINT

These multi-purpose load-bearing recovery points allow you to add shackles to your Rubicon bumper. In addition, these can be used as jack points for an off-road jack. Sold as a pair.

102370

4.) GRILLE GUARDS

These grille guards provide increased front end protection and are available in low, mid, and stinger styles.

- Sturdy 2" tube bolts to the factory bumper, providing rugged style and additional protection to the Jeep's grille
- Easy bolt-on installation—no cutting, drilling, or grinding
- Durable powder-coated finish guards against corrosion and looks great



102346 Stinger Grille Guard Tube



102350 Mid Grille Guard Tube



102355 Low Grille Guard Tube

WARN ELITE TUBE DOORS FOR THE JEEP JL AND JT

Get Closer To The Action

Replacing the original doors with rugged tube doors delivers maximum visibility while crawling over rocks and riding trails. Few vehicles can match a Wrangler's total convertibility, so take advantage of removable doors and get that wide-open, bold look for epic summers on and off the trail.

- Unique double tube design adds comfort and strength
- Lockable for added security
- Opens from both sides for easy in and out
- Powder coated flat black for a long-lasting finish
- Front doors have armrests
- Padded armrests available for added comfort
- Designed to fit 97-06 Wrangler mirrors
- Adjustable hinge positioning for a perfect fit
- Threaded hinge shaft is Torx fastener compatible
- Easy to install, remove and store



104290 Padded Arm Rests for front tube doors (optional, sold as a pair)



103101 Front Tube Doors (pair)

103102 Rear Tube Doors (pair)



TECH TIP

FEET FORWARD OF FEET DOWN?
Some winches mount with their feet down, some mount feet forward. Always check with the mounting system's manufacturer to ensure the WARN winch will fit correctly and be mounted appropriately.



WARN ROCK CRAWLER BUMPERS

Maximum Off-Road Performance for Jeep TJ, YJ, and CJ

For those looking to equip their classic Jeep for serious rock crawling, WARN offers its Rock Crawler Bumpers. The full-width Rock Crawler Bumper has high-clearance tapered ends for increased approach angles. The narrower Stubby version allows for maximum approach for increased off-road ability (Stubby is available for the TJ only). Whichever you choose, you're going to get an extremely durable place to mount your WARN winch and increased performance in the rocks.

- Rock Crawler Bumpers available for TJ, YJ, and CJ
- Laser-cut, CNC-formed, and robotically welded steel construction for maximum durability
- Welded eyelets to accommodate D-shackles
- Black powder-coated finish resists corrosion
- Full width Rock Crawler Front Bumper features pre-drilled holes for auxiliary lights
- Stubby Bumper has recessed ports and mounts for factory or auxiliary lights
- Stubby Bumper features recessed jack points for increased recovery options
- Available with or without bolt-on grille guard tube
- Winch plate for Rock Crawler Bumper is sold separately; winch plate for Stubby Bumper is included



87700 Rock Crawler Stubby Bumper for 1997-06 TJ



61853 Rock Crawler Bumper for 1997-06 TJ
37170 Winch Mounting Plate



61856 Rock Crawler Bumper for 1987-95 YJ
61858 Grille Guard Tube for 1987-95 YJ **21390** Winch Mounting Plate



ROCK CRAWLER REAR BUMPER FOR JEEP JK, TJ, YJ AND CJ

High Clearance And The Ability To Securely Carry A Heavier Tire

This tough, durable bumper gives maximum off-road performance, thanks to its tapered ends for increased approach angles. For increased recovery options on Jeep JK, TJ, YJ, and CJ, there's an integrated 2" receiver hitch to mount your portable winch or shackle bracket (not rated for towing). The Rear Rock Crawler JK Bumper features welded eyelets for D-shackles and a cutout for the factory receiver hitch.



The WARN Tire Carrier for the Rock Crawler Rear Bumper is designed to carry a heavier wheel and tire, up to 37" in diameter. The carrier pivots on a robust 1-1/2" solid steel shaft pin that comes up through the bumper into the frame carrier. The shaft itself is welded – not bolted. Structural T-joint welds (vs. corner welds) will make this unit stand the test of time. A polyurethane pad reduces rattling. Includes frame reinforcing brackets.

FRONT AND REAR ROCK CRAWLER BUMPER PART NUMBERS

ROCK CRAWLER FRONT BUMPER (Full width)

- 61853** '97-06 TJ
- 61856** '87-95 YJ
- 61859** '76-86 CJ

ROCK CRAWLER FRONT BUMPER (Stubby)

- 87700** '97-06 TJ

GRILLE GUARD TUBE

- 61855** '98-06 TJ
(Requires winch plate PN 37170, bumper PN 61853)
- 61858** '86-95 YJ
(Requires winch plate PN 21390, not compatible with M8274-50 winch plate PN 21395)
- 61861** '76-86 CJ
(Requires winch plate PN 13910 or 11310)

ROCK CRAWLER REAR BUMPER (will not accept tire carrier)

- 61857** '97-06 TJ
- 61857** '87-95 YJ
- 61860** '76-86 CJ

ROCK CRAWLER BUMPER FOR TIRE CARRIER (designed to accept tire carrier)

- 74300** '07-17 JK
- 65509** '87-95 YJ
- 65508** '97-06 TJ
- 62947** '76-86 CJ

TIRE CARRIER (carrier only – bumper sold separately)

- 63253** (For use with PN 62947)
- 64337** (For use with PN 65508, PN 65509)
- 74299** (For use with PN 74300)

WINCH MOUNTING PLATES FOR JEEP VEHICLES

For Use With Rock Crawler Or Factory Bumper

Jeep owners have multiple options for mounting a WARN winch on a Jeep JL, JK, TJ, YJ, or CJ. This includes mounting plates that pair with stock bumpers, WARN bumpers with separate mounting plates, and full-on winch bumpers with integrated mounting plates and grille guard tubes. No matter which option you choose, you get product that's engineered to work with the extreme forces of winching, exceptional durability that's been designed and tested for life off road, and no-compromise quality that'll last for years.



GRILLE GUARD TUBE FOR JEEP TJ STOCK BUMPER

Black, powder-coated steel tube for the Jeep Wrangler TJ factory bumper. Accommodates all current WARN winches (except M8274-50).

Note: WARN winch plate is required



Winch mounting plate kit for JEEP JK WRANGLER
For mounting M8274-50 Winch

Winch mounting plate for JEEP JL and JT
Rubicon winch-ready factory bumper.
For all current WARN mid-frame winches,
except M8274-50 (not pictured)

Winch mounting plate for
JEEP TJ WRANGLER
For mounting M8274-50 Winch

Winch mounting plate for
JEEP TJ WRANGLER
For all current WARN
mid-frame winches, except
M8274-50

Winch mounting plate for
JEEP CJ WRANGLER
For all current WARN mid-
frame winches,
except M8274-50

Winch mounting plate
for JEEP YJ WRANGLER
For all current WARN
mid-frame winches,
except M8274-50

SEE APPLICATION CHARTS IN THE BACK OF
THE CATALOG FOR SPECIFIC PART NUMBERS.



UNIVERSAL FLATBED WINCH MOUNTING PLATES

FOOT DOWN WINCH MOUNT

Kit includes winch mounting plate, solenoid mounting bracket and nuts and bolts kit. Pre-drilled to mount the ZEON, PowerPlant, 9.5cti, 9.5xp, XD9i, XD9, M8, and VR winches. **13942 Foot down winch mount kit** **60368 Plate only**

FOOT FORWARD WINCH MOUNT

Kit includes winch mounting plate with nuts and bolts kit. Pre-drilled to mount the ZEON, M12, 9.5xp, XD9, M8274-50, M8, and VR winches (not pictured).

11078 Foot forward winch mount kit (not pictured)

FOOT DOWN WINCH MOUNT FOR TRAILERS

Designed to be mounted to a trailer. The ends of the mounting plate are cut at an angle to accommodate the shape of a trailer tongue (other plates are square on the ends). Pre-drilled to mount the ZEON, 9.5cti, 9.5xp, XD9i, XD9, M8, VR, and the WARN 1700 and 4700 winches. Kit includes mounting plate and filler plate (filler plate is designed to mount WARN utility winch fairlead).

63885 Foot down winch mount kit **68782 Filler plate only**



WARN BODY ARMOR FOR JEEP VEHICLES

Built To Absorb Whatever Nature Dishes Out



Tube style rock sliders for the
Wrangler JK

74580
'07-17 JK, two door

74575
'07-17 JK, four door

WARN ROCK SLIDERS FOR THE JEEP WRANGLER

Take on the toughest trails with WARN Rock Sliders. These rugged parts are designed to guard against damage from rocks and boulders, keeping your vehicle looking and performing at its best. Thick steel construction and black powder-coated finish ensure durability and good looks. For the TJ, YJ, and CJ, the steel plate bolts right to the Jeep's body. For Wrangler JK tube-style sliders use support brackets to bolt to the frame/subframe. Mounting hardware is included.



Plate style rock sliders for the
Wrangler TJ, YJ and CJ

69875 '04-05 TJ Unlimited
71500 '03-06 TJ
63002 '97-02 TJ
63003 '87-95 YJ
63004 '76-86 CJ7

WARN OIL PAN SKID PLATE FOR THE JEEP TJ WRANGLER

Bolt-on design with a frame attachment bracket that allows drive shaft travel. It also means easy conversion from a stock to lifted vehicle. Made from 1/8" 11-gauge steel and black powder-coated.

65020 '97-03 Jeep TJ
(6-cylinder. Excludes Rubicon and Unlimited models)



WARN STEERING BOX SKID PLATE FOR THE JEEP WRANGLER

Provides maximum protection and clearance. Large holes allow for debris clearance without sacrificing structural support. Made from 3/16" steel and black powder-coated.

64250 Jeep TJ '97-06 (includes Rubicon)



WARN DIFFERENTIAL SKID PLATE

Provides full protective coverage. Slides over objects and won't snag or hang up. Made from 3/16" steel. Available in black powder-coat.

65443 (Dana 30, black)
65447 (Dana 44, black)



WARN FUEL TANK SKID PLATE FOR THE JEEP WRANGLER

Bolts directly onto the frame using the existing factory attachment points. On the TJ model, the skid plate has a dropped center relief for proper fuel pump clearance and protection. Both plates feature drain holes to keep the plate free of debris. Durable black powder-coat finish fights off rust.

67820 Jeep TJ **66550** Jeep YJ



103210 2015-19 Chevy Colorado



102874 2012-15 Tacoma



102876 2005-11 Tacoma



103220
2006-14
Toyota FJ



103209 2014-19 Tundra

SEMI HIDDEN KITS FOR TRUCKS AND SUVs

Mount Your Winch Behind A Low-Profile, High-Performance Steel Bumper

Conceal your pulling power behind a Semi-Hidden steel bumper designed to provide aggressive, yet understated, front-end protection that won't clash with the look of the original equipment. Now available for the Tundra, Tacoma, FJ Cruiser, 4Runner and Colorado.



100022 2014-19 4Runner

KEY FEATURES:

- Fits all current WARN mid-frame winches (excluding M8274-50 and PowerPlant)
- Easy install—no need to relocate the winch control pack
- Built-in port for clutch lever access or lighting (except 3rd Gen Tacoma)
- Provides two recovery points for shackles
- Low-profile 2" grille guard tube adds front-end protection
- Constructed of heavy-gauge steel with a durable black textured powder coated finish to protect against corrosion.
- Made in the USA



100044 2016-19 Tacoma

WARN ROCK CRAWLER BUMPERS

For the Ever-Popular 1989–95 Toyota 4WD Pickups



FRONT ROCK CRAWLER BUMPER

This bumper replaces the factory front bumper for increased off-road performance, durability, and style. These units showcase sloped vertical surfaces, which are tapered and welded. This is to maintain approach angles and not act like a plow in deep mud or snow. The bumper's sides continue around to match up with the vehicle's flares and style lines. Welded eyelets are ready for D-shackles and the winch mounting system is integrated and pull-tested for mid-frame winches up to 12,000 lbs. Made from 3/16" and 1/4" steel, and covered in a black powder-coated finish. Will mount the 9.5xp, XD9i, XD9, M8, and VR (does not fit ZEON). Not rated for tow-bar use.

68450 1992–95 4WD pickup (Excludes Tacoma)

68451 Grille Guard Tube (optional)

68450 1989–91 4WD pickup

68451 Grille Guard Tube (optional)

REAR ROCK CRAWLER BUMPER

The WARN Rock Crawler Rear Bumper for the Toyota Pickup is designed with off-road performance in mind. The bumper sits high and tight, and is sloped to maintain approach angles and ground clearance. Welded eyelets will mount D-shackles, creating anchor points to increase your vehicle's recovery options.

These bumpers are built from 3/16" and 1/4" laser-cut steel, which is CNC formed, and robotically welded for excellent fit and durability. These units come finished in a black powder coating, and are compatible with factory and aftermarket rear receivers.

68490 1989–95 4WD pickup (Excludes Tacoma)



FORD SUPER DUTY HIDDEN KIT

Mount A WARN Winch, Maintain Factory Style

Some Ford Super Duty owners want the functionality of a winch, but without the winch visible on the front of the vehicle. For these folks, WARN offers the Hidden Kit Mounting System.

- Mount a WARN Heavy Weight series winch (M12, M15, 16.5ti)
- Uses factory frame holes while retaining the factory bumper
- The bumper extends out 8 inches
- Any gaps in the bumper are filled in Skirting Kit (sold separately)
- Winch's controls are accessed through the top of the bumper
- Made in the USA



The WARN Hidden Kit extends the original equipment Ford bumper out 8 inches. Winch controls are easily accessed through openings in the top of the bumper.

PN 98055 Hidden Kit – 2017-19 Ford Super Duty

PN 98336 Skirting Kit for Hidden Kit, 2017-19 Ford Super Duty






TRANS4MER GEN III SYSTEM

Designed For The Newest Generation Of Trucks

The all-new Trans4mer III features extra welds and fewer bolts for a clean, easy install – no cutting, drilling or grinding. They're also easy to order, with kits that have no more than two part numbers. Constructed of heavy-gauge steel with a durable black powder coated finish to protect against corrosion, these kits work with all current WARN large and mid-frame winches. Trans4mer is made in the USA.



FRONT END PROTECTION SYSTEM (NON-WINCH APPLICATIONS)

1. BUMPER GUARD PUSH BAR SYSTEM

- Toughest push bar on the market featuring 2" welded tubes and steel reinforcement plates
- Enables mounting of lights on the top tube and to either side of the vertical reinforcement plate

2. FULL GRILLE GUARD PUSH BAR SYSTEM

- Includes full grille guard and mounting bracket
- 2" tubes and cross members; one cross member includes welded tabs to mount lights
- Replaceable rubber trim adds protection and style

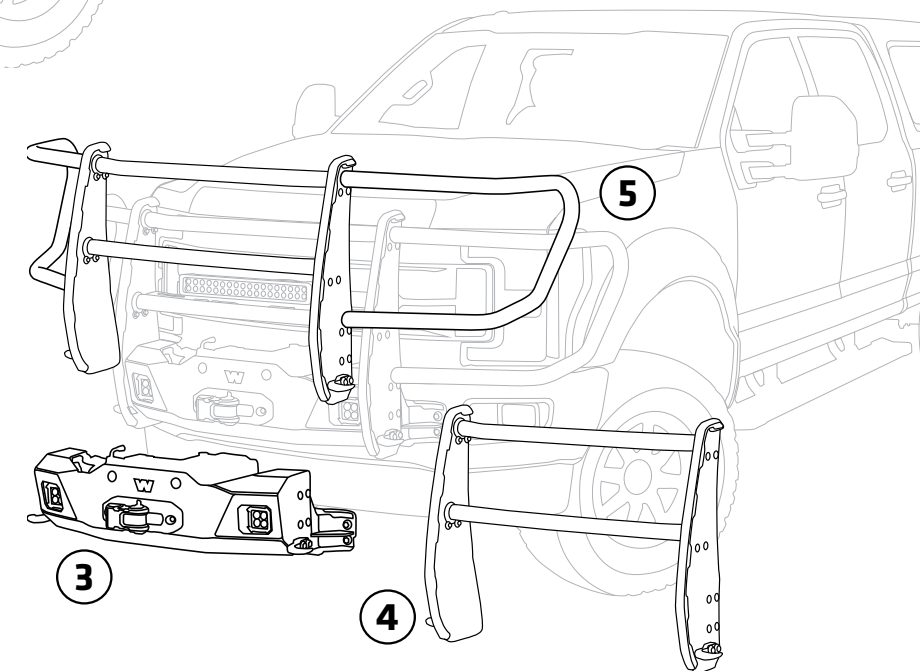
WINCH MOUNTING SYSTEM

3. WINCH MOUNTING KIT

- Kit includes mounting brackets and winch carrier
- Two options to choose from—large or mid-frame winch mounting trays (large frame is available for HD trucks only)
- Includes J-hooks to assist with vehicle recovery
- Also includes provisions to mount lights

4. BOLT-ON CENTER-ONLY TALL GRILLE GUARD

- Rugged protection for the OE bumper, winch, and vehicle grille
- Includes 2" tubular cross members; one with welded tabs to mount lights
- Replaceable rubber trim adds protection and style
- Requires winch mounting kit



5. BOLT-ON FULL GRILLE GUARD BUNDLE

- Includes welded uprights and headlamp guards
- Offers increased protection for the OE bumper, winch, vehicle grille, headlights, and fender
- Constructed with 2" tubes and cross members; welded tabs allow for mounting of lights
- Replaceable rubber trim adds protection and style

**Trans4mer Gen III
Mid-frame winch mounting systems
for 2017-19 Ford Super Duty**

Fits ZEON, VR12, VR10, 9.5cti, 9.5xp, XD9, XD9i, M8, and VR8



KIT PICTURED ABOVE:
103011 Mid frame mounting Kit



KIT PICTURED ABOVE:
103011 Mid Frame Mounting Kit
102957 Bolt-on center-only tall grille guard



KIT PICTURED ABOVE:
103011 Mid frame mounting kit
103012 Bolt-on full grille guard kit, including uprights and headlamp guards

**Trans4mer Gen III
Large-frame winch mounting systems
for 2017-19 Ford Super Duty**

Fits 16.5ti, M15, M12, and M8274-50



KIT PICTURED ABOVE:
103010 Large frame mounting kit



KIT PICTURED ABOVE:
103010 Large frame mounting kit
102957 Bolt-on center-only tall grille guard



KIT PICTURED ABOVE:
103010 Large frame mounting kit
103012 Bolt-on full grille guard kit, including uprights and headlamp guards

Trans4mer Gen III Front End Protection System for 2017-19 Super Duty

System is intended for front-end protection, not designed to mount a winch or handle heavy pulls



103014 Bolt-on full grille guard, including welded uprights headlamp guards



103508 Bolt-On Bumper Guard



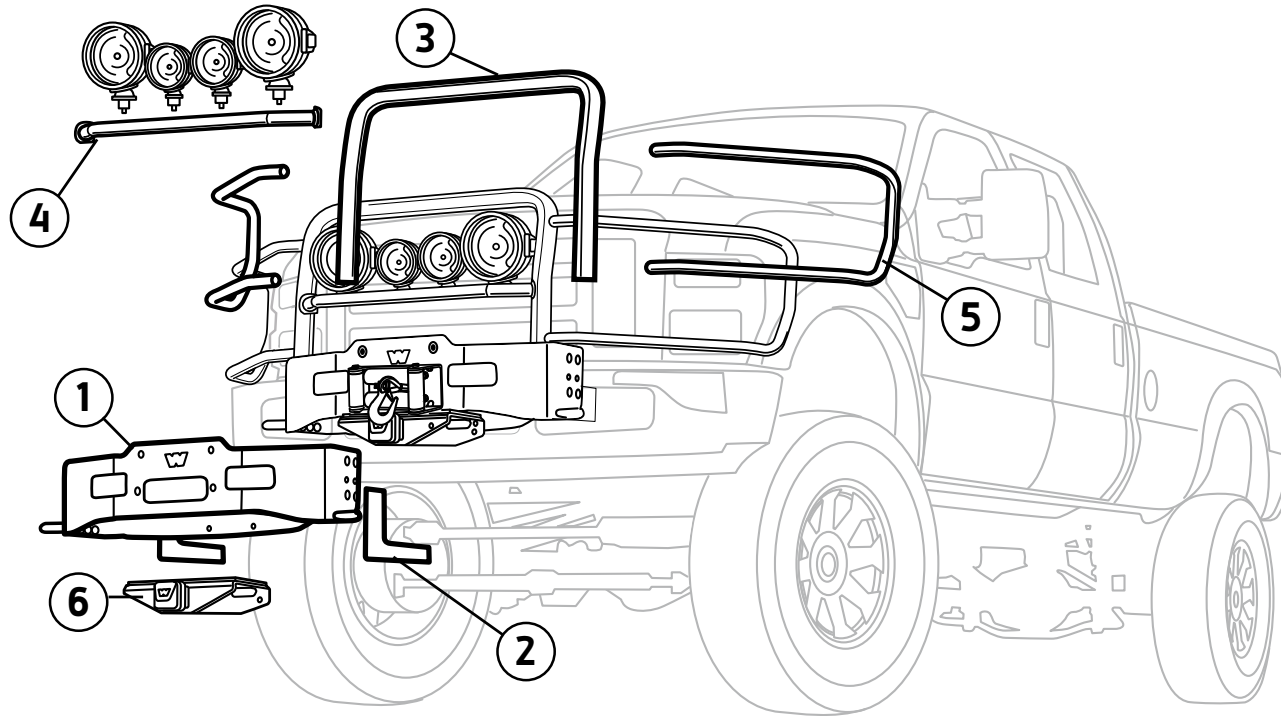
AVAILABLE FOR THE FORD RANGER, AND MORE.

Warn Industries is constantly developing new applications. If you don't find your vehicle listed there, see the application charts in the back of this catalog.

TRANS4MER GEN II MOUNTING SYSTEM

Customize Your Mounting System With Optional Receiver, Lights And Guards

The Gen II winch tray bolts directly to the frame for a strong, durable place to mount your WARN winch. Trans4mer Gen II also provides the option to add lights, guards and a universal-fit, front-end receiver for a portable winch.



GEN II TRANS4MER COMPONENTS:

1) WINCH CARRIER (required)

- Fits mid-frame and large-frame winches
- Includes 2 tow hooks
- Available in black and stainless steel

2) MOUNTING BRACKET (required)

- Engineered to fit specific vehicles

3) GRILLE GUARD (optional)

- Engineered to fit specific vehicles
- Provides added protection for your grille
- Allows for mounting optional upgrades
- Available in black and stainless steel
- Available in short* and tall sizes

*Short sizes will not accommodate light bars or headlamp guards.

4) LIGHT BAR (optional)

- Bolts to grille guard, with 2 mounting options
- 2" tubular steel
- Available in black and stainless steel
- Can hold up to 4 lights

5) HEADLAMP GUARD (optional)

- Engineered to fit specific vehicles
- Bolts to grille guard
- 2" tubular steel
- Available in black and stainless steel

6) 2" RECEIVER (optional)

- Use with Warn multi-mount system or receiver shackle
- Universal fit
- Available in black only



Ford Super Duty equipped with WARN Gen II Trans4mer Mounting Kit, Grille Guard Tube (tall version), Headlamp Guards, and Light Bar



Ford F150, equipped with Gen II Trans4mer Mounting Kit and Grille Guard Tube (tall version)

Chevy Silverado HD equipped with WARN Gen II Trans4mer Mounting Kit, Grille Guard Tube (tall version), Headlamp Guards, and Light Bar



Ram HD equipped with WARN Gen II Trans4mer Mounting Kit, Grille Guard Tube (tall version), Headlamp Guards, and Light Bar

Ram HD, with Stainless Gen II Trans4mer winch carrier

CHOOSING CAPACITY

The formula to select the minimum pulling capacity for a truck/SUV winch is simple. Take the rig's GVWR (gross vehicle weight rating) and multiply it by 1.5. A vehicle with an 8,000 lb. GVWR would therefore need a minimum 12,000 lb. winch.

TECH TIP



TRANS4MER GEN I MOUNTING SYSTEM

The Original, Engineered For Late Model Trucks And SUVs

The first generation Trans4mer® can be configured in several ways to match your needs. This system is engineered so the Grille Guard uprights bolt directly to the vehicle's frame, and the Winch Carrier then bolts to the Grille Guard uprights. All components are sold separately, so you can configure the system to meet your needs. Available for earlier-model full-size trucks and SUVs.



TRANS4MER GEN I COMPONENTS:

A) GRILLE GUARD (required)

- Vehicle specific
- Bolts directly to frame
- Base component for all other options.

B) BRUSH AND HEADLIGHT GUARD (optional)

- Vehicle specific
- Bolts directly to grille guard
- 2" tubular steel
- Protects headlights and fenders

C) WINCH CARRIER (optional)

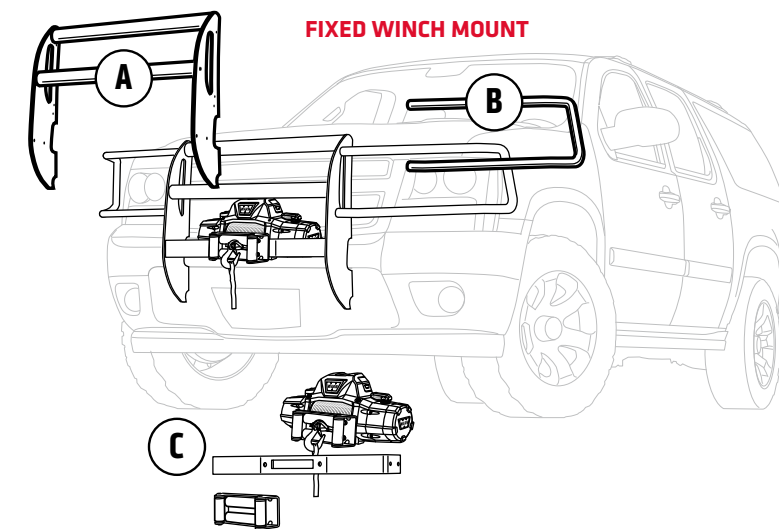
- Winch specific
- Fixed mount
- Bolts directly to grille guard
- Available for large or mid-frame winches

E) FRONT RECEIVER BAR (optional)

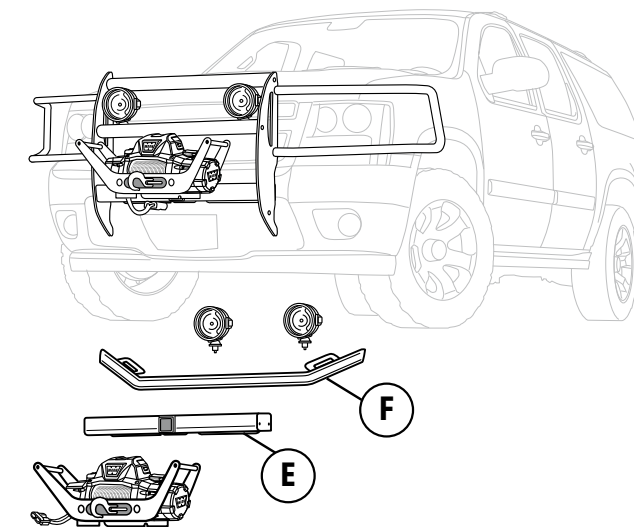
- Standard 2" front receiver
- Bolts directly to grille guard
- Fits portable winch carrier
- For mid-frame winches only

F) MOUNTING BAR FOR LIGHTS (optional)

- Bolts directly to grille guard
- Welded mounting tabs



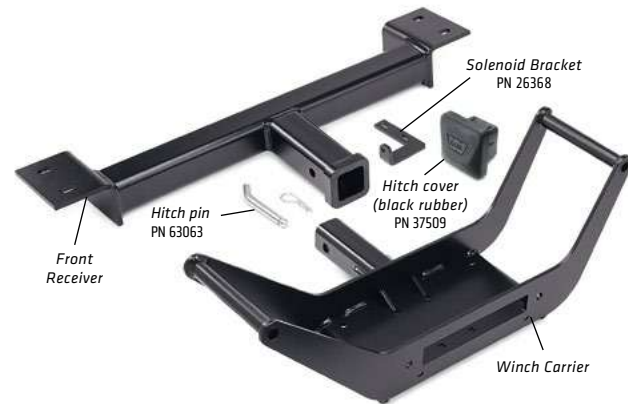
PORTABLE WINCH MOUNT WITH LIGHT BAR



MULTI-MOUNT WINCH MOUNTING SYSTEM

Portable Configuration For Winching From The Front Or Rear

For those looking for added versatility with their winch, the WARN Multi-Mount system allows you to have a winch on the front or rear of the vehicle for maximum flexibility. Simply add the receiver to the front of the vehicle, and the Quick Connect wiring to the rear, and you're ready to go.



WARN FRONT RECEIVER

Mount your portable winch to the front of your vehicle with the WARN 2" front receiver. Mounts directly on most vehicle frames without drilling. For part numbers, see application guide.

WINCH CARRIER

Mount your WARN winch to this carrier for a portable winch configuration. Pre-drilled to mount the ZEON 8 and 10, 9.5xp, XD9i, XD9, M8, VR8 and 10 winches. Carrier kit includes Quick Connect wiring for front of vehicle (winch and rear wiring sold separately).

89990 ZEON winch carrier and wiring for front of vehicle. Winch sold separately.
26370 Winch carrier and wiring for front of vehicle. Winch sold separately.



QUICK CONNECT POWER ACCESSORIES

- A. 69847** Dust Cover (for Quick Connect plug)
- B. 36080** Quick Connect and 28" (71cm) power lead. Connects to winch
- C. 22680** Quick Connect plugs only, no power lead
- D. 26405** Quick Connect and 7.5' (2.3m) power lead, for front mounting of portable winch
- E. 26769** Quick Connect booster cable kit

QUICK CONNECTOR WIRING KITS FOR REAR OF VEHICLE

32963 20' (6.1m) connection for rear of vehicle. Includes Power Interrupt kit and dust cover

32966 24' (7.3m) connection for rear of vehicle. Includes Power Interrupt kit and dust cover



PORTABLE WINCH KITS

Complete Kits, Ready to Winch



104179 ZEON 10-S Multi-Mount. 10,000 lbs. (4536 kg) capacity with Spydura synthetic rope and polished aluminum hawse fairlead.



104183 XD9i Multi-Mount. 9,000 lbs. (4082) capacity with steel rope and hawse fairlead.

Kits include winch, remote control, winch carrier, 7.5' power lead with Quick Connect plug for front of vehicle and hawse fairlead.

TECH TIP

WINCHING? GET YOUR GLOVES
Regardless of whether you have wire rope or synthetic rope, wearing gloves will help protect your hands from potential burrs, rope burn, and other things that can potentially injure your hands.





2017 Ford F250

4X FENDER FLARES

Innovative paint protection and premium style for late-model trucks

For buyers looking to add innovative paint protection and premium style to their pickup trucks, look no further than WARN 4X Flares. Precision molded from durable multi-layer ABS Senosan® plastic and wearing two coats of OEM-grade satin black paint for excellent UV protection, these flares have a perfect fit and offer a great look. These flares also add an extra line of defense from mud and dirt, thanks to an integrated mud flap. And, with Super Bolt® technology, these innovative flares adhere directly to the body to eliminate vibration and paint damage—no drilling required.* Preinstalled rubber edging allows for quick and easy installation onto the vehicle.

- Multi-layer Austrian ABS Senosan plastic construction for outstanding durability
- Double coating of OEM-approved satin black paint for excellent UV protection and great looks. Fully paintable for a custom look
- Advanced aerodynamic design stops rocks and road debris from chipping the vehicle's paint
- Designed to flow with the vehicle's original styling and lines
- Patented Super Bolt technology adheres to any smooth surface. Provides mechanical fixation to body preventing vibration and paint damage
- Integrated anti-splash mudflap widens at flare's bottom adding additional protection from road debris
- Rubber edging preinstalled for quick and easy attachment to the vehicle
- Sold as a set of four
- See app chart for part numbers



2019 Ford Ranger



2015-17 Ford F150



2018 Ford F150



2016-18 Toyota Tacoma



2013-18 Ram 1500



2014-18 Toyota Tundra



2016-18 Chevy Colorado (short bed)



2016-18 GMC Sierra (short bed)



2014-18 Silverado 1500 (short bed)




2014-18 Silverado 1500 (standard and long bed)



2016-18 Chevy Colorado (long bed)



2016-18 GMC Sierra (standard and long bed)



**WINCH ACCESSORIES:
THEY'RE NOT OPTIONAL, THEY'RE ESSENTIAL.**

Get the most from any winch with a full line of recovery kits, hardware, and gear that dramatically increases a winch's versatility and utility. When complicated recoveries require special tactics and technical knowhow, WARN accessories are essential components for any serious off-roader.



EPIC SIDEWINDER

REPLACES HOOK AND SHACKLE FOR FAST, EASY, MORE DIRECT LINKAGE TO RECOVERY POINTS.

When you need to take a challenge head on, rely on the all new Epic Sidewinder. Built with an ultra-durable forged aluminum body and forged steel pins, this direct-connect rigging system is easy and fast to set, giving you the ultimate in secure anchor-point attachments. When you find yourself in a tough spot, you can find your way out of it with the Sidewinder.

- Replaces winch's hook and shackle to provide faster, easier, more direct link to recovery point and rigging accessories
- Quickly attaches to most bumper recovery points, D-ring shackles, recovery straps, rope extensions, and soft shackles
- Directly attaches to bumper D-ring mount tabs with at least 1-3/8" clearance from face to center hole
- Corrosion, impact, salt, weather, and UV-resistant for long-lasting good looks
- Body made from ultra-durable forged 6061-T6 billet aluminum; screw pin is forged steel
- Optional polyurethane isolator prevents debris from damaging pin shaft and is available in black or red.
- Compatible for winches up to 18,000 lbs.; minimum 64,000 lb. ultimate breaking strength



Polished **100640**



Sidewinder is designed to nest securely against fairlead when not in use for a clean look.



OLD SYSTEM

- Thimble-type shackle mounts typically require three pieces of gear when anchoring to the bumper.

NEW SYSTEM

- Sidewinder directly attaches to most bumper D-ring mount tabs. One piece of gear with built-in shackle.



Gunmetal **100635**



Black **100770**



Isolator (black) **102050**
Isolator (red) **101550**

Sold separately

EPIC HYPERLINK

MULTIPURPOSE DUAL-PIN SHACKLE FOR FASTER, EASIER RIGGING.

The all new Epic Hyperlink™ is a shackle reimagined the WARN way—tough, versatile, and with no detail overlooked. A forged aluminum body with two forged steel pins give it unmatched strength. And an intelligent design allows it to quickly and easily connect to other recovery accessories. While some shackles tie you down, the Hyperlink is engineered to help set you free.

- Unique multipurpose dual-pin shackle allows for direct attachment to other recovery accessories for fast, easy rigging
- Quickly attaches to most hooks, straps, snatch blocks, rope extensions, shackle mount links and thimbles, shackles, and soft shackles
- Directly attaches to bumper D-ring mount tabs with at least 1-3/8" clearance from face to center hole
- Body made from ultra-durable forged 6061-T6 billet aluminum; screw pin is forged steel
- Compatible with winches up to 18,000 lbs. (36,000 lb. working load limit); minimum 72,000 lb. ultimate breaking strength
- Available in polished or type III hard-anodized black or gunmetal corrosion-resistant finishes
- Hyperlink is sold individually



Polished **100945**



Black **100630**



Gunmetal **100625**

Optional polyurethane isolator (sold separately) protects your bumper's finish by preventing direct contact with Hyperlink and prevents debris from damaging pin shaft. Available in black or red. Sold in pairs.

Isolator (red) **102045**
Isolator (black) **102120**



Hyperlink direct-connection to thimble-type rope attachment. No need for additional shackles.



Hyperlink direct-connection to snatch block and dual loops of anchor strap.

HAWSE FAIRLEADS

Add durability and rugged style to your WARN winch with our new Epic and Premium fairleads. These forged, 6061-T6 billet aluminum fairleads are bold and built to last. Also available in standard-duty cast iron and polished aluminum for select winches.

EPIC FAIRLEADS

- Available in 1" and 1.5" thicknesses to fit a variety of bumpers and mounting systems
- Corrosion, impact, salt, weather, and UV-resistant for long-lasting good looks
- Large radius opening minimizes rope wear
- Styling matches other WARN Epic accessories
- Available in polished aluminum or type III hard-anodized black and gunmetal finishes

Epic 1.0 Fairlead—Gunmetal **100650**

Epic 1.0 Fairlead—Black **100655**

Epic 1.0 Fairlead—Polished **100660**

Epic 1.5 Fairlead—Gunmetal **100725**

Epic 1.5 Fairlead—Black **100730**

Epic 1.5 Fairlead—Polished **100735**



PREMIUM FAIRLEADS

- Forged billet 6061-T6 Billet aluminum
- Corrosion, impact, salt, weather, and UV-resistant for long-lasting good looks
- Large radius opening minimizes rope wear
- Available in 1" thickness polished aluminum or type III hard-anodized black finishes

Premium Fairlead - Black **100333**

Premium Fairlead - Polished **100334**



STANDARD AND REPLACEMENT FAIRLEADS

- Black fairleads are made of rugged cast iron and are for winches with a 6,000 lbs capacity or higher, designed for wire or synthetic rope
- Polished-aluminum fairleads are for synthetic rope only, designed to minimize the possibility of fraying



Cast-iron hawse fairlead (for synthetic or steel) **97900**



Standard cast-iron hawse fairlead (for synthetic or steel) **73850**

Polished aluminum hawse fairlead for standard drum (synthetic only) **87914**

Polished aluminum hawse fairlead replacement for 9.0Rc (synthetic only) **73852**

NEED TRACTION? AIR DOWN YOUR TIRES

One of the easiest things you can do to get more traction is to lower your tires' air pressure. Dropping pressure provides a wider footprint on the trail's surface and increased grip. Don't go too low (unless you have bead locks), or the tire could slip off the bead.

TECH TIP



SHACKLES

Shackles are a key component to winching and are used for connecting the looped ends of cables, straps and snatch blocks.

EPIC SHACKLE

Made of forged steel with an e-coat and powder coat finish for enhanced resistance to abrasion and corrosion.

3/4" [20 mm] with 7/8" [22 mm] pin diameter. 18,000 lbs. [8165 kg] capacity **92093**



STANDARD SHACKLE

Rugged and made to last a lifetime with a threaded pin for easy removal.

3/4" [20 mm] with 7/8" [22 mm] pin diameter. 18,000 lbs. [8165 kg] capacity **88999**



RECEIVER SHACKLE BRACKET

Turns any standard, 2" (50.8 mm) class III hitch receiver into a reliable recovery point. Hitch pin and clip not included, but sold separately if needed.

Receiver shackle bracket **29312**

Hitch pin and clip for class III receiver. 5/8" (15.9 mm) in diameter **63063**



SPYDURA NIGHTLINE SOFT SHACKLE

Our soft shackles are made with flexible, heavy-duty UHMWPE (ultra-high-molecular-weight polyethylene) fibers and are lightweight, easy to pack, and easy to use.

- 1/2" Soft Shackle
- Dual color weave with a light-activated reflective strand for enhanced visibility
- 36,000 lbs. minimum breaking strength

102559



SPYDURA SOFT SHACKLE

Our soft shackles are made with flexible, heavy-duty UHMWPE (ultra-high-molecular-weight polyethylene) fibers and are lightweight, easy to pack, and easy to use.

- 3/8" Soft Shackle
- 25,110 lbs. minimum breaking strength

102556



ROLLER FAIRLEAD

Reduces wire rope wear, especially on pulls at severe angles. Zinc plated finish.

For winches over 6,000 lbs. (2722 kg) capacity (except M15 and 16.5ti) **5742**

For M15 and 16.5ti winches, includes black powder coated frame **69394**



FAIRLEAD COVER

Roller fairlead covers are made of high-strength ABS co-laminate and attach easily to a roller fairlead.

Fits the Trans4mer and Jeep mounting kits **60390**

Fits the WARN Hidden Kit (Sierra & Super Duty) **25580**



TOW HOOKS

Secured properly to your vehicle's frame, tow hooks provide an attachment point for wire hooks, straps and chains, increasing your recovery options. Mounting hardware is included. Rated to 8,000 lbs. (3,629 kgs) capacity. Sold individually.

Black **13230**

Chrome **13200**



WINCH HOOKS

They are designed for hooking and pulling loads when attached to the end of a rope and are equipped with a safety latch, or gate, to prevent the disengagement of the wire or synthetic rope when attached to a load.

STANDARD WINCH HOOK

This rugged, standard-duty steel hook is ideal for standard-capacity winches and recreational off-roaders of all types. **98426**



EPIC WINCH HOOK

Made with forged steel, this ultra-rugged hook is E-coat/powder coated for maximum protection against wear and abrasion and features a beefier gate, a deeper-than-standard throat [can handle larger shackles] and a built-in bottle opener that will never be misplaced.

For 18,000 lb. (8165 kg) capacity winches and under **92091**

For 12,000 lb. (5443 kg) capacity winches and under **92090**

For 5,000 lb. (2268 kg) capacity winches and under **92089**

HOOK STRAP

A hook strap is essential for proper handling of the hook. Use it to easily unspool the rope and to help keep your fingers away from the fairlead during re-spooling. Always wear gloves. **69645**



TREE TRUNK PROTECTORS

When you're stuck and need to use a tree as an anchor point, use a WARN tree trunk protector. These rigging straps are designed to protect trees against permanent damage that chains and rope can cause. Use these rugged, nylon straps along with a shackle to securely connect your winch rope to a wide variety of anchor points. A red warning marker encased in the webbing indicates damage and/or excessive wear.

STANDARD TREE TRUNK PROTECTORS

Featuring reinforced end loops with abrasion-resistant wear pads.

4" x 8' and rated to 30,000 lbs. (10 cm x 2.4 m, rated 13,608 kg) **88995**

2" x 8' and rated to 14,400 lbs. (5 cm x 2.4 m, rated 6532 kg) **88897**

1" x 8' and rated to 6,400 lbs. (2.5 cm x 2.4 m, rated 2903 kg) **88896**



EPIC TREE TRUNK PROTECTORS

Featuring forged steel ring connectors that are e-coated for durability

4" x 8' and rated to 30,000 lbs. (10 cm x 2.4 m, rated 13,608 kg) **92096**

2" x 8' and rated to 14,400 lbs. (5 cm x 2.4 m, rated 6532 kg) **92095**

1" x 8' and rated to 7,200 lbs. (2.5 cm x 2.4 m, rated 3266 kg) **92094**



RECOVERY STRAPS

Use a recovery strap to "snatch" or pull out a stuck vehicle. Nylon webbing absorbs the shock of heavy pulls, while the elastic rebound energy aids in quick recovery. Constructed of tough, high quality nylon webbing. Red warning marker encased in the strap indicates damaged webbing. End loops are reinforced with abrasion-resistant wear pads. Note: you should never use a recovery strap in a winching operation. For winching operations use a tree trunk protector strap or choker chain.

PREMIUM RECOVERY STRAPS

Featuring an 18-inch (45.7 cm), nylon, sliding sleeve to help prevent excessive wear caused by sharp or rough objects and surfaces.

3" x 30' and rated to 21,600 lbs. (8 cm x 9 m, rated to 9797 kg) **88924**

2" x 30' and rated to 14,400 lbs. (5 cm x 9 m, rated to 6532 kg) **88922**



STANDARD RECOVERY STRAPS

3" x 30' and rated to 21,600 lbs. (8 cm x 9 m, rated to 9797 kg) **88913**

2" x 30' and rated to 14,400 lbs. (5 cm x 9 m, rated to 6532 kg) **88911** - not pictured



SNATCH BLOCKS

When used properly, snatch blocks can double the pulling power of your winch or change your pulling direction to avoid damaging the winch rope. Snatch blocks also reduce amp draw and winch overheating.

EPIC SNATCH BLOCKS

Featuring durable forged construction, these blocks feature a grease port for a long service life, and are e-coated for enhanced resistance to abrasion and corrosion.

For winch capacities up to 18,000 lbs. (8165 kg) **93195**

For winch capacities up to 12,000 lbs. (5443 kg) **92188**



HEAVY DUTY SNATCH BLOCKS

Featuring a grease port and powder-coated steel.

For winch capacities up to 16,500 lbs. (7484 kg) with 7/16" (11 mm) wire rope **63490**

For winch capacities up to 12,000 lbs. (5443 kg) with 3/8" (9.5 mm) wire rope **15640**



STANDARD SNATCH BLOCK

Standard steel with grease port.

For winch capacities up to 10,000 lbs. (4536 kg) with 5/16" (8 mm) wire rope **88899**



RECOVERY / ACCESSORY KITS

Maximize the Capability of Your Winch with Essential Gear and Accessories

Recovery kits are a must-have item whenever you use a winch. You need special gloves to protect your palms, straps that wrap around anchor points, snatch blocks that can increase your pulling power, and shackles to connect it all together. It's all about going prepared, and these recovery kits are key to helping yourself, or others, get out of a jam when far from civilization.

EPIC RECOVERY KIT—MEDIUM DUTY For Winch Capacities Up To 12,000 lbs. (5443 kg)

97565 Includes:

- Forged 3/4" (20mm) Epic shackles (2) with an e-coat/powder coat finish. For use with 18,000 lbs. (8165 kg) capacity winches and under
- Epic tree trunk protector featuring forged loops with an e-coat/powder coat finish. 2" x 8' rated to 14,400 lbs (5 cm x 2.4 m rated to 6532 kg)
- Epic snatch block with grease port and an e-coat/powder coat finish. For use with 12,000 lbs. (5443 kg) capacity winches and under
- Premium recovery strap, 2" x 30' and rated to 14,000 lbs. (5 cm x 9.1 m, rated to 6532 kg)
- Winching gloves with synthetic leather and Kevlar® on the palms
- Rugged, modular Epic backpack is designed for the secure, hands-free carrying of the entire kit. This versatile pack is also sold separately [95510](#)



Modular interior is designed to securely hold the kit's components.

Backpack carrying case is made from ballistic material for maximum durability

EPIC RECOVERY KIT—HEAVY DUTY For Winch Capacities Up To 18,000 lbs. (8165 kg)

97570 Includes:

- Forged 3/4" (20mm) Epic shackles (2) with an e-coat/powder coat finish. For use with 18,000 lbs. (8165 kg) capacity winches and under
- Epic tree trunk protector featuring forged loops with an e-coat/powder coat finish. 4" x 8' rated to 30,000 lbs (10 cm x 2.4 m rated to 13,608 kg)
- Epic snatch block with grease port and an e-coat/powder coat finish. For use with 18,000 lbs. (8165 kg) capacity winches and under
- Premium recovery strap, 3" x 30' and rated to 21,600 lbs. (7.6 cm x 9.1 m, rated to 9798 kg)
- Winching gloves with synthetic leather and Kevlar® on the palms
- Rugged, modular Epic backpack is designed for the secure, hands-free carrying of the entire kit. This versatile pack is also sold separately [95510](#)



MEDIUM DUTY ACCESSORY KIT For Winch Capacities Up To 10,000 lbs. (4536 kg)

88900 Includes:

- 3/4" (20mm) D-shackles (2)
- Tree trunk protector, 2" x 8' and rated to 14,400 lbs. (5 cm x 2.4 m, rated to 6532 kg)
- 20,000 lbs. (9072 kg) maximum-capacity snatch block with grease port
- Standard recovery strap, 2" x 30' and rated to 14,400 lbs. (5 cm x 9 m, rated at 6532 kg)
- Winching gloves
- Durable, modular duffel with shoulder strap and grab handles is easy to pack, easy to carry



MEDIUM DUTY ACCESSORY KIT For Winch Capacities Up To 10,000 lbs. (4536 kg)

62858 Includes:

- 3/4" (20mm) D-shackles (2)
- Tree trunk protector, 4" x 8' and rated to 30,000 lbs. (10 cm x 2.4 m, rated to 13608 kg)
- 20,000 lbs. (9072 kg) maximum-capacity snatch block with grease port
- Standard recovery strap, 3" x 30' and rated to 21,600 lbs. (8 cm x 9 m, rated at 9797 kg)
- Winching gloves
- Soft, top-loading camouflage nylon bag with grab handles is easy to pack, easy to stash. This storage bag is also sold separately [29491](#)



HEAVY DUTY ACCESSORY KIT For Winch Capacities Up To 12,000 lbs. (5443 kg)

29460 Includes:

- 3/4" (20mm) clevis D-shackle (1)
- Tree trunk protector, 4" x 8' and rated to 30,000 lbs. (10 cm x 2.4 m, rated to 13608 kg)
- 24,000 lbs. (10886 kg) heavy-duty snatch block with grease port
- Recovery strap, 3" x 30' and rated to 21,600 lbs. (8 cm x 9 m, rated at 9797 kg)
- Winching gloves
- Soft, top-loading camouflage nylon bag with grab handles is easy to pack, easy to stash. This storage bag is also sold separately [29491](#)



WIRELESS WINCH CONTROL SYSTEM

The WARN Wireless Control System lets you remotely control your WARN winch from up to 50' (15.2m) away. The new system is plug-and-play: It simply plugs in where you'd normally attach your corded remote—no wiring, no hassle. Weatherproof transmitter has two large buttons making it easy to operate, even while wearing gloves.

- Two-color LED provides clear operator feedback
- Control your winch from up to 50' (15.2m) away
- Easy plug-and-play installation
- Sealed for protection against the elements
- Activation sequence guards against accidental power-ups
- Kit includes wireless transmitter, receiver, holster, lanyard and mounting hardware



For truck and utility Winches. Works with all five-wire truck and VR EVO winches (excludes 2000 DC Utility and ZEON Platinum winches) **90287**



Receiver plugs in where you'd normally attach your corded remote

Control Pack Relocation Kit

Certain bumpers have space constraints that require a low-profile winch configuration. All ZEON and ZEON Platinum winches have control packs that can be relocated with one of two relocation kits, a short and a long.

- ZEON, Short kit (31") **89970**
- ZEON, Long kit (78") **89960**
- ZEON Platinum, Short kit (31") **89970**
- ZEON Platinum, Long kit (78") **92193**

Additional Wiring For ZEON Platinum (optional)

- Light harness kit (Short) **93373**
- Light harness kit (Long) **93375**



Winch Rope Cover

Customize your ZEON or ZEON Platinum winch's look and protect the winch rope with this durable cover.

- Slotted design **87555**
- Solid design **89775**



Winch Remote Control

Remote control stands up to rough treatment off-road. Rubberized, ergonomic pistol-grip handle. Ultra-weather/mud resistant thanks to improved sealing. Simple, intuitive operation. 12' (3.7m) lead. Compatible with previous generation of WARN truck winches.

Standard Remote (works with all current WARN Truck/SUV winches, except ZEON Platinum, PowerPlant, 9.5ti, 16.5ti and VR EVO) **83665**

- Remote for PowerPlant **83653**
- Remote for 9.5cti, and 16.5ti **83658**
- Remote kit for VR EVO **104218**

Advanced Wireless Control Window Mount

FOR ZEON PLATINUM WINCHES

Mount the wireless remote to your windshield, or other smooth, flat, non-porous surface.

94437

Advanced Wireless Winch Control

FOR ZEON PLATINUM WINCHES

Replacement control for ZEON Platinum winches (not compatible with other winches).

93043

Control Pack Upgrade Kit

For those looking to update and upgrade their existing WARN mid-frame winches, Warn Industries has released a Control Pack Upgrade Kit. This product allows owners of select WARN winches to add a new control pack and tie plate providing improved performance and enhanced styling. Features include:

- Updated waterproof control pack with ultra-reliable Albright contactor control
- Robust tie plate replaces tie bars for increased structural rigidity and durability
- Modern, tactical styling looks great on any vehicle
- Easy installation on Gen 1 VR, Tabor, Magnum, M8, XD9, 9.5xp, and M6000 winches

99760



SPYDURA NIGHTLINE SYNTHETIC ROPE

For WARN Winches With Up To 12,000 lbs. [5443 kg] Pulling Capacity

Spydura Nightline Synthetic Rope features 3M light-activated reflective strands for high visibility and is constructed with an Ultra-High Molecular Weight Polyethylene [UHMWPE] material that provides tremendous tensile strength and abrasion resistance. This rope is made with a dual-color weave and is coated with a protective, high-temperature urethane.

- Strong abrasion-resistant UHMWPE construction with EVA coating to guard against heat
- Nomex heat sleeve protects rope's vital first layers
- Durable, heavy-duty gusseted rope thimble; includes forged hook

3/8" x 100' [9.5 mm x 30.5 m] diameter Spydura Nightline **102558**

3/8" x 80' [9.5 mm x 24.4 m] diameter Spydura Nightline **102560**



Spydura Nightline Synthetic Rope Extension

- Made with dual color weave with 3M light-activated reflective strands for high visibility
- Strong abrasion-resistant UHMWPE construction with EVA coating to guard against heat

3/8" x 50' (15.2 m x 9.5 mm) Spydura Nightline Extension **102557**



SPYDURA SYNTHETIC ROPE

For WARN Winches With Up To 12,000 lbs. (5443 kg) Pulling Capacity

Spydura® Synthetic Rope is constructed with an ultra-high molecular weight polyethylene (UHMWPE) material that provides tremendous tensile strength and abrasion resistance, and is coated with a protective, high-temperature urethane.

3/8" (9.5mm) x 100' (30.5m) synthetic rope **87915**

3/8" (9.5mm) x 80' (24.4m) synthetic rope **88468**

Red Heat Resistant Sleeve
This end-of-rope warning sleeve also protects the first layer of rope from high winch drum temperature

Patented Self-Tightening Anchoring System
Our unique rope attachment is 10-times stronger than the competition

Ballistic Nylon Sleeve
Sliding sleeve helps guard the rope from abrasion when winching over an object

Forged Winching Hook
Rugged, easy to use, and replaceable



Spydura Synthetic Rope Extension

- Loops on both ends allowing you to easily extend the reach of your winch
- Reinforced "soft" eyes are rugged and easy to use
- Ballistic-nylon sliding sleeve provides protects against wear and abrasion

3/8" (9.5mm) x 25' (7.62m) **93118**

3/8" (15.24m) x 50' (9.5mm) **93119**



Reinforced Thimble
Tested tough, proven beyond its rated limit

Protective Urethane Coating
Shields against UV, dirt and debris, and helps prevent the rope from splitting and fraying



SPYDURA PRO SYNTHETIC ROPE

For WARN Winches With Up To 16,500 lbs. (7484 kg) Pulling Capacity

Spydura Pro synthetic rope is 38% stronger than standard Spydura, yet is still lightweight and easy to handle. Plus it has up to twice the breaking strength of the competition. Made with a heat-treated fiber that delivers maximum tensile strength.

3/8" (9.5mm) X 100' (30.5m) Spydura Pro **96040**

3/8" (9.5mm) X 80' (24.4m) Spydura Pro **93120**

7/16" (11.1mm) x 100' (30.5m) Spydura Pro **91820**



Spydura Pro Synthetic Rope Extension

- Loops on both ends allow you to easily extend the reach of your winch.
- Reinforced "soft" eyes are rugged and easy to use.
- Ballistic-nylon sliding sleeve provides protects against wear and abrasion.
- Made with a heat treated fiber that delivers maximum tensile strength.

For Winches with 12,000 lb. (5443 kg) pull rating or less:

3/8" (9.5mm) x 25' (7.6m) **93121**

3/8" (9.5mm) x 50' (15.2m) **93122**

For Winches with 18,000 lb. (8165 kg) pull rating or less:

7/16" (11mm) x 25' (7.6m) **93325**

7/16" (11mm) x 50' (15.2m) **93326**





WARN WINCH DAMPER

The WARN Winch Damper helps to prevent rope recoil in the event of a rope failure. While rope failure does not happen often, this damper will help the rope fall to the ground if such an event were to occur. Made from durable vinyl, the WARN Winch Damper also features a pocket for rigging accessories, a rubber-coated center section to prevent it from sliding down the line, and a reflective strip for increased visibility. The product also complies with 4WD competition damper regulations.

- Rubber-coated center section guards against sliding
- Durable vinyl construction
- Pocket for accessory storage
- Reflective strip for increased visibility
- Complies with 4WD competition damper requirements

91575



REPLACEMENT ROPES:

| WINCH MODEL | WINCH PN | LENGTH | DIAMETER | WIRE | ROPE PART NUMBERS | | |
|-----------------------|-----------------------------|--------------|----------------|-------|-------------------|---------|-------------|
| | | | | | STANDARD DUTY | SPYDURA | SPYDURA PRO |
| 9.5xp | 68500 | 100' (30.4m) | 5/16" (7.9mm) | 38314 | | | |
| 9.5xp-s | 87310 | 100' (30.4m) | 3/8" (9.5mm) | | | 87915 | |
| 9.5cti | 97550 | 125' (38.1m) | 5/16" (7.9mm) | 38312 | | | |
| 9.5cti Multi-Mount | 85760 | 125' (38.1m) | 5/16" (7.9mm) | 38312 | | | |
| 9.5cti-s | 97600 | 100' (30.4m) | 3/8" (9.5mm) | | | 87915 | |
| 9.0Rc | 71550 | 50' (15.2m) | 3/8" (9.5mm) | | | 71717 | |
| 16.5.ti | 68801 | 90' (27.4m) | 7/16" (11.1mm) | 61950 | | | |
| 16.5ti-s | 97740 | 80' (24.4m) | 3/8" (9.5mm) | | | | 93120 |
| Endurance 12.0 | 73010 | 80' (24m) | 3/8" (9.5mm) | 74313 | | | |
| VR EVO 8 | 103250 | 94' (28.6m) | 5/16" (7.9mm) | 86514 | | | |
| VR EVO 8-S | 103251 | 90' (27.4m) | 3/8" (9.5mm) | | 104232 | | |
| VR EVO 10 | 103252 | 80' (24.4m) | 3/8" (9.5mm) | 32403 | | | |
| VR EVO 10-S | 103253 | 90' (27.4m) | 3/8" (9.5mm) | | 104232 | | |
| VR EVO 12 | 103254 | 80' (24.4m) | 3/8" (9.5mm) | 32403 | | | |
| VR EVO 12-S | 103255 | 90' (27.4m) | 3/8" (9.5mm) | | 104232 | | |
| M8274-50 | 38631 - 12V 375832 - 24V | 150' (45.7m) | 5/16" (7.9mm) | 38311 | | | |
| M8 | 26502 | 100' (30.4m) | 5/16" (7.9mm) | 38314 | | | |
| M8-s | 87800 | 100' (30.4m) | 3/8" (9.5mm) | | | 87915 | |
| M12 | 17801 - 12V 265072 - 24V | 125' (38m) | 3/8" (9.5mm) | 38423 | | | |
| M12-S | 97720 | 100' (30.4m) | 3/8" (9.5mm) | | | 87915 | |
| M15 | 47801 - 12V 478022 - 24V | 90' (27m) | 7/16" (11mm) | 61950 | | | |
| M15-S | 97730 | 80' (24.4m) | 3/8" (9.5mm) | | | | 93120 |
| PowerPlant 9.5 | 91800 | 125' (38.1m) | 5/16" (7.9mm) | 38312 | | | |
| PowerPlant 12 | 91801 | 80' (24.3m) | 3/8" (9.5mm) | 74313 | | | |
| VR8 | 96800 | 94' (28.6m) | 5/16" (7.9mm) | 86514 | | | |
| VR8-S | 96805 | 90' (27.4m) | 3/8" (9.5mm) | | 97782 | | |
| VR10 | 96810 | 80' (24.4m) | 3/8" (9.5mm) | 89213 | | | |
| VR10-S | 96815 | 90' (27.4m) | 3/8" (9.5mm) | | 97782 | | |
| VR12 | 96820 | 80' (24.4m) | 3/8" (9.5mm) | 89213 | | | |
| VR12-S | 97035 | 90' (27.4m) | 3/8" (9.5mm) | | 97782 | | |
| XD9000 | 28500 | 100' (30.4m) | 5/16" (7.9mm) | 38314 | | | |
| XD9000i | 27550 | 125' (38.1m) | 5/16" (7.9mm) | 38312 | | | |
| XD9000i Portable | 37441 | 125' (38.1m) | 5/16" (7.9mm) | 38312 | | | |
| ZEON 8 | 88980 | 100' (30.4m) | 5/16" (7.9mm) | 89212 | | | |
| ZEON 8 Multi-Mount | 90260 | 100' (30.4m) | 5/16" (7.9mm) | 89212 | | | |
| ZEON 8-S | 89305 | 100' (30.4m) | 3/8" (9.5mm) | | | 87915 | |
| ZEON 8-S Multi-Mount | 90330 | 100' (30.4m) | 3/8" (9.5mm) | | | 87915 | |
| ZEON 10 | 88990 - 12V 90665 - 24V | 80' (24.4m) | 3/8" (9.5mm) | 89213 | | | |
| ZEON 10 Multi-Mount | 90340 | 80' (24.4m) | 3/8" (9.5mm) | 89213 | | | |
| ZEON 10-S | 89611 | 100' (30.4m) | 3/8" (9.5mm) | | | 87915 | |
| ZEON 10-S Multi-Mount | 90360 | 100' (30.4m) | 3/8" (9.5mm) | | | 87915 | |
| ZEON 12 | 89120 - 12V 90666 - 24V | 80' (24.4m) | 3/8" (9.5mm) | 89213 | | | |
| ZEON 12-S | 95950 | 80' (24.4m) | 3/8" (9.5mm) | | | | 93120 |
| ZEON Platinum 10 | 92810 | 80' (24.4m) | 3/8" (9.5mm) | 89213 | | | |
| ZEON Platinum 10-S | 92815 | 100' (30.4m) | 3/8" (9.5mm) | | | 87915 | |
| ZEON Platinum 12 | 92820 | 80' (24.4m) | 3/8" (9.5mm) | 89213 | | | |
| ZEON Platinum 12-S | 95960 | 80' (24.4m) | 3/8" (9.5mm) | | | | 93120 |

Replacement Wire Rope

Damaged wire rope must be replaced to safely operate any winch. Constructed of aircraft wire rope and galvanized to help resist corrosion. Includes swaged loop on one end, and wire rope terminal on the other.

Wire terminal



Swaged loop

Wire Rope Extension

Galvanized aircraft wire rope with loop on both ends allows you to extend the reach of your winch.

5/16" x 50' (7.9mm x 15.2m) **25430**
3/8" x 75' (9.5mm x 22.9m) **25431**



Swaged loop on both ends

Winching Gloves

These gloves are designed to help protect your hands from the sharp barbs and abrasion that may occur when handling winch rope. Mandatory equipment when working with winch rope.

- Durable synthetic leather with Kevlar reinforcement resists abrasion
- Extra reinforcements provide superior knuckle and fingertip protection
- Shock absorbing palm
- Terry cloth sweat wipe, neoprene wrist and pull strap, ID tag

Size L **91650**

Size XL **88895**

Size XXL **91600**



STEALTH SERIES WINCH COVERS

Added protection for your WARN winch

The all-new fade-proof Stealth line of WARN winch covers are the ultimate way to protect your winch from the elements. Made from durable, premium materials, such as marine-grade vinyl, these covers fit right, are weather resistant.



ZEON, ZEON Platinum **102639**



VR8, VR10, VR12 **102642**



M8, XD9, 9.5xp, VR8000, VR10000, VR12000
(Cover designed to fit these winches with control pack mounted in original location) **102641**



M8274 **102643**



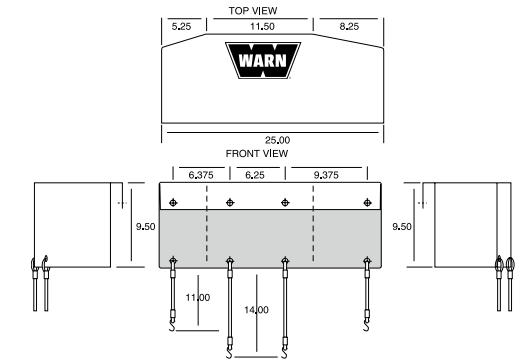
KEY FEATURES:



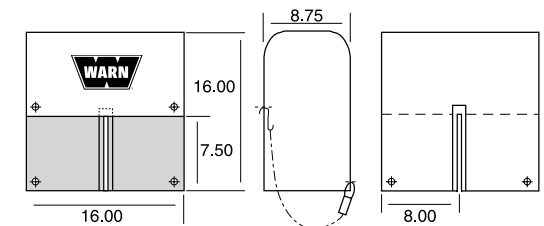
Stealth winch covers feature mesh backing for ventilation, a front flap that opens to allow access the winch drum, and a zipper that provides access to the clutch handle and remote socket.

SOFT WINCH COVERS

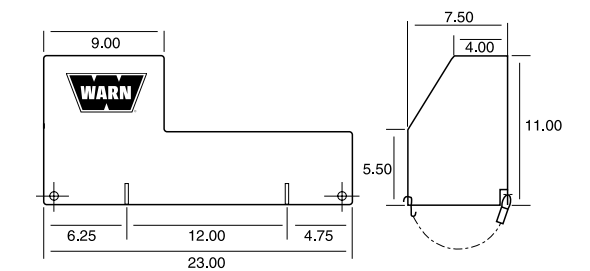
WARN soft winch covers are made of durable nylon-backed vinyl, and hold securely with elastic bungee cord fasteners.



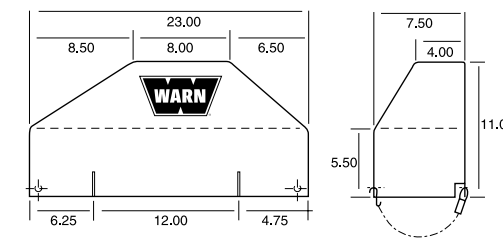
Fits the 16.5ti, M15 and M12 winches mounted on the Trans4mer, and Flatbed Mount **15639**



Fits the M8274-50 and M8274-70 winch **8557**

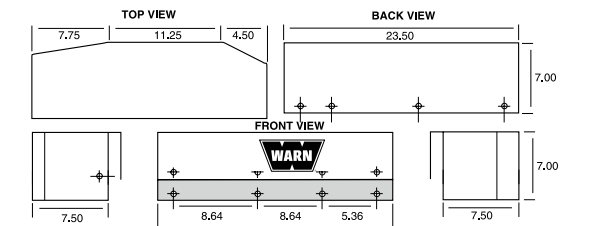


For the 9.5xp, XD9, and M8 winches, mounted the Trans4mer **13916**



Fits 9.5cti, 9.5ti, XD9i, and winches mounted on the Trans4mer, Multi-Mount and Flatbed Mount **13917**

Fits 9.5xp, XD9, M8, (with control pack mounted behind winch motor), mounted on the Trans4mer, Multi-Mount and Flatbed Mount



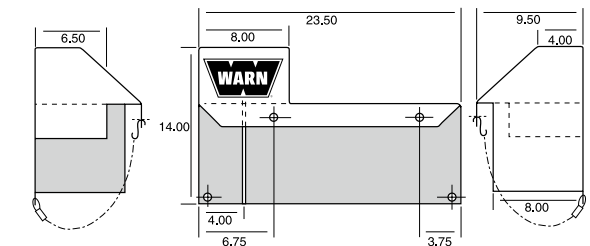
A SELECTION OF BUNGEE CORDS ARE INCLUDED

Fits 9.5ti and XD9i mounted on the Classic Bumper **18250**

HARD COVER

For XD9i Winch

Made from high impact co-laminate. For XD9i winch with a roller fairlead, mounted on the Trans4mer system only **34035**



Fits 9.5xp, XD9, and M8 winches mounted on the Classic Bumper (when winch control pack is mounted behind the motor) **13918**

EPIC TRAIL GEAR FOR YOUR RIG

You've got your winch and your recovery kit, but what else? The new line of Epic Trail tactical gear features Integrated MOLLE compatible PALS webbing that attaches directly and securely to your off-road vehicles and lets you customize the way you store, and access, the things you need.

Standard-Duty Roll Bar Fire Extinguisher Holder. Securely holds 1 lb., 2.5 lb., and 5 lb. extinguishers with three hook-and-loop straps
102656



Premium Roll Bar Fire Extinguisher Holder. Equipped with stretch material to securely hold and protect extinguisher. Accommodates 2.5 lb. units **102657**



GRAB HANDLES

These roll-bar-mounted grab handles provide a secure place to reach to when entering or exiting your rig. Made from premium material with rubber grips, they easily attach to the roll bar with heavy-duty nylon straps.

Roll Bar Rubber Grip Grab Handle. Fits JL Front, JL Rear, JK Front, and other roll-bar equipped vehicles (sold as a pair)
102653



Rubber Grab Handles. Fits JK Unlimited Rear and A-Pillar (sold as a pair)
102654



STORAGE BAGS

Available in multiple configurations for a variety of locations, these bags are UV-stable, weather-resistant, and built tough with marine-grade vinyl, premium zippers, straps, and fabrics.

Roll Bar Cylinder Bag. Attaches to vehicle's roll bar with heavy-duty nylon straps

Large **102652**
 Medium **102651**



Triangle Bag. Attaches to triangular section on roll bars **102649**



MOLLE Storage Bag. Attaches to any MOLLE system, such as the rear seat of a Jeep Wrangler JL Rubicon's seatback **102648**



Passenger Grab Handle Bag. Attaches to passenger-side grab handle
 Slim **102646** Full-Size **102644**



EPIC TRAIL GEAR FOR YOU

If you're heading out for a day, or staying out for weeks, then you'll need the new line of Epic Trail packs and bags featuring a modular design and MOLLE compatible PALS webbing that lets you easily customize the way you carry, and access, the things you need.

EPIC ROLL TOP BACKPACK

- Rugged, 600D Cordura® nylon construction with heavy-duty vinyl base
- Contoured, adjustable shoulder and sternum straps
- Padded 15" laptop sleeve
- Security pockets inside and out with heavy duty YKK zippers
- Integrated MOLLE compatible PALS webbing for accessory attachment

102862



EPIC TOOL ROLL ORGANIZER

- Rugged 600D Cordura® nylon construction
- Heavy duty weather resistant YKK zippers
- 2 small (7" x 4") zipped pockets
- 1 medium (14" x 4") zipped pocket
- 1 large (14" x 8") zipped pocket
- Top and back flat-zipped compartments
- Sewn-in, hook-and-loop patch allows for custom labeling
- Integrated D-rings and straps for secure attachment to nearly anything, including seat backs and headrests
- Carabiners and strapping keep the organizer rolled up and secure
- MOLLE compatible PALS webbing for accessory attachment

102858



EPIC MODULAR DUFFLE

- Rugged 600D Cordura® nylon construction with heavy-duty vinyl base for ultimate protection
- Dual compartment design with removable divider keeps smaller items separate, or can be converted to haul large items
- Integrated MOLLE compatible PALS webbing for accessory pouches and gear
- Rugged, double-weave handles for secure grabbing and tossing
- D-rings on the corners allow the duffel to be securely attached to storage racks
- Two accessory pouches included (small and medium)

102863



EPIC ROLL BAR BAGS

- Available in two lengths, 14" and 24"
- Rugged, 600D Cordura® nylon construction with heavy-duty YKK zipper
- Cinch straps for easy attachment to nearly any roll bar
- Sewn-in, hook-and-loop patch allows for custom labeling
- Integrated MOLLE compatible PALS webbing for attachment to any compatible item

14" 102859

24" 102860



EPIC GEAR POUCH

- Rugged 600D Cordura® nylon construction with heavy duty YKK zippers
- 7 internal pockets and elastic strapping keep items safe and secure
- Sewn-in, hook-and-loop patch allows for custom labeling
- Integrated MOLLE compatible PALS webbing can be attached to compatible gear
- Heavy duty nylon straps make for easy attachment to any utility hook

102861





**4WD HUBS:
EASY TO INSTALL, EASY TO TURN, EASY TO MAINTAIN. HARD AS HECK TO BREAK.**

We invented the locking hub, we were the leader of 4WD hub technology then, and we remain so today. And now we've expanded the line to include premium locking hubs for late model Ford Super Duty trucks.

PREMIUM LOCKING HUBS FOR FORD SUPER DUTY TRUCKS 2005 AND NEWER

The Super Duty Has Met Its Match

With heat-treated gears, and all-metal cap and dial, our premium locking hubs are designed to handle the stress that modified rigs with bigger tires can dish out. The corrosion-resistant stainless steel hardware will keep them looking good for years. These hubs are easy to instal, easy to turn and easy to maintain. They're just incredibly hard to break.

95060 (Black) 95070 (Chrome)



PREMIUM MANUAL HUBS

This no-compromise premium hub is designed for the hardcore off-roader who demands high-performance parts.

The ZA Alloy dial on these premium hubs require a full 9/10ths of a turn to ensure positive engagement of the inner drive gear to the clutch ring. A thick, internal wave spring and heavy dial detents ensures that they stay engaged.

A rugged, all-metal build promises years of reliable service, a promise we back up with an industry-leading, limited lifetime warranty. Simply find your vehicle on the following page to locate the correct part number.

STANDARD MANUAL HUBS

Warn standard hubs are the ideal choice for factory hub replacement, these are the same hubs that we have supplied to OEMs around the world and have many of the features found on our premium hubs, including a 4140 steel clutch ring, inner drive gear and a precision-cast hub body.


Standard hubs are available in three mount styles to fit most 4WD vehicles; Internal mount, external mount and flange mount. Simply find your vehicle on the following page to locate the correct part number.

4WD HUBS APPLICATIONS

| | Year | Cautionary Footnotes | Spline Count | Standard Manual PN | Premium Manual PN | Spindle Nut Kit Std/Prem | HUB SERVICE KIT Std | Prem |
|---|-------------|----------------------|--------------|--------------------|-------------------|--------------------------|---------------------|-------|
| CHEVROLET/GMC | | | | | | | | |
| Blazer, Jimmy, Suburban | '69-91 | G, H | 19 | 9790 | 20990 | 32720 | 11967 | 20825 |
| 1/2 Ton Pickup | '69-87 | G, H | 19 | 9790 | 20990 | 32720 | 11967 | 20825 |
| 3/4 Ton Pickup | '60-76 | G | 19 | | 9072 | | | 7302 |
| 3/4 Ton Pickup | '77-87 | G, H | 19 | 9790 | 20990 | 32720 | 11967 | 20825 |
| 1 Ton Pickup | '76-87 | H | 30 | 11690 | 38826 | 32721 | 11714 | |
| 1 Ton Pickup, V-Series Crew Cab | '88-90 | H | 30 | 11690 | 38826 | 32721 | 11714 | |
| Geo/Chevrolet Tracker | '89-00 | J | 26 | | 34581 | | | 7309 |
| DODGE/RAM | | | | | | | | |
| 1/2 Ton Pickup | '57-68 | | 19 | | 9072 | | | 7302 |
| 1/2 Ton Pickup & Ramcharger | '69-74 | | 19 | 9790 | 20990 | | 11967 | 20825 |
| 1/2, 3/4 Ton Pickup & Ramcharger | '80-93 | | 19 | 9790 | 20990 | | 11967 | 20825 |
| 3/4 Ton Pickup | '90-93 | | 30 | 11690 | 38826 | | 11714 | |
| 3/4 Ton Pickup | '57-74 | | 19 | | 9072 | | | 7302 |
| 1 Ton Pickup | '90-93 | | 30 | 11690 | 38826 | | 11714 | |
| FORD | | | | | | | | |
| Bronco II, Ranger | '83-89 | E, D | 23 | 29070 | | 27988 | 39128 | |
| Explorer | '90-94 | D, E | 27 | 29071 | | 32720 | 39128 | |
| Ranger | '90-97 | E, D | 27 | 29071 | | 32720 | 39128 | |
| Bronco | '66-96 | B, G, H | 19 | 9790 | 20990 | 32720 | 11967 | 20825 |
| 1/2 Ton Pickup | '59-96 | B, G, H | 19 | 9790 | 20990 | 32720 | 11967 | 20825 |
| 3/4 Ton Pickup | '59-75 | | 19 | 9790 | 20990 | | 11967 | 20825 |
| 3/4 Ton Pickup, Light Duty | '77.5-97 | H | 19 | 9790 | 20990 | 32720 | 11967 | 20825 |
| 3/4 Ton Pickup, Heavy Duty | '63-77 | G | 19 | | 9072 | | | 7302 |
| 3/4 Ton Pickup, Heavy Duty | '78-97 | H | 30 | 11690 | 38826 | 32721 | 11714 | 11714 |
| 1 Ton Pickup | '78-97 | H | 30 | 11690 | 38826 | 32721 | 11714 | 11714 |
| Super Duty (F-250/350; Excursion) | '99-04 | K | 30 | 11690 | 38826 | | 11714 | 11714 |
| Super Duty (F-250/350/450/550) | '05-19 | M | 35 | 95060 | | | | 95080 |
| Super Duty (F-250/350/450/550) | '05-19 | N | 35 | 95070 | | | | 95080 |
| INTERNATIONAL HARVESTER | | | | | | | | |
| Scout | '61-70 | | 10 | | 29062 | | | 7300 |
| Scout II, Terra, Traveler | '71-80 | | 27 | | 9062 | | | 7300 |
| 1/2 Ton Pickup, Travelall | '68-75 | | 19 | 9790 | 20990 | | 11967 | 20825 |
| 1/2 Ton, 3/4 Ton Pickup | '56-72 | | 19 | | 9072 | | | 7302 |
| ISUZU | | | | | | | | |
| Trooper II | '87-93 | | 17 | | 61385 | | | 61693 |
| Rodeo | '91-99 | | 17 | | 61385 | | | 61693 |
| JEEP | | | | | | | | |
| CJ, Universal, M38A1, Willys | '71 & Prior | A | 10 | | 29062 | | | 7300 |
| CJ, Universal (6 bolt) | '72-80 | G | 27 | | 9062 | | | 7300 |
| CJ, Universal Scrambler (5 bolt) | '81-86 | F | 27 | 28751 | | | | |
| Jeepster C101 Commando | '66-71 | | 10 | | 29062 | | | 7300 |
| Jeepster C104 | '72-73 | | 27 | | 9062 | | | 7300 |
| Gladiator, Wagoneer, Pickup | '73 & Prior | | 10 | | 29062 | | | 7300 |
| Full size Wagoneer, Cherokee | | | | | | | | |
| J-10 Pickup, Commander | '74-91 | G | 19 | 9790 | 20990 | | 11967 | 20825 |
| J-20 Pickup (heavy axle) | '72-76 | | 19 | | 9072 | | | 7302 |
| J-20 Pickup | '77-87 | | 19 | 9790 | 20990 | | 11967 | 20825 |
| Jeep Station Wagon, Pickup | '65 & Prior | | 10 | | 29062 | | | 7300 |
| MAZDA | | | | | | | | |
| Pickup | '94-97 | E | 27 | 29071 | | 32720 | | |
| Navajo | '90-94 | E | 27 | 29071 | | 32720 | | |
| NISSAN | | | | | | | | |
| Pickup, Pathfinder | '86.5-89 | I | 27 | | 28739 | | | 29061 |
| Pickup, 4 cylinder | '90-93 | I | 27 | | 28739 | | | 29061 |
| Pickup (incl. Frontier), 4 cyl. | '94-01 | I | 28 | | 29091 | | | 29061 |
| Pickup (incl. Frontier), Pathfinder, 6 cyl | '90-01 | I | 28 | | 29091 | | | 29061 |
| Xterra | '00 | I | 28 | | 29091 | | | 29061 |
| SUZUKI | | | | | | | | |
| Samurai, Sierra | '82-01 | J | 26 | | 34581 | | | 7309 |
| Sidekick, X-90, Vitara, Escudo | '89-01 | J | 26 | | 34581 | | | 7309 |
| TOYOTA | | | | | | | | |
| Pickup, Hilux, 4-Runner, with ADD | '86-95 | C | 26 | | 28761 | 29918 | | 7309 |
| Landcruiser | '76-87 | C | 30 | | 28771 | 29918 | | 7309 |
| Pickup, Hilux, 4-Runner | '76-85 | C | 30 | | 28771 | 29918 | | 7309 |
| T100 | '93-99 | C | 26 | | 28761 | 29918 | | 7309 |
| T100, W/ADD | '93-99 | C | 26 | | 28761 | 29918 | | 7309 |
| Van, Previa | '86-92 | C | 26 | | 28761 | 29918 | | 7309 |
| Tacoma (w/factory man. hubs) | '95-01 | | 26 | | 60459 | | | 7309 |
| Hilux Int'l with Torsion bar susp. | '98-01 | C | 26 | | 28761 | 29918 | | 7309 |
| CUSTOM APPLICATIONS | | | | | | | | |
| Dana 60 axle with 35 spline outer shafts (front only) | | | 35 | | 62672 | | 11714 | |

FOOTNOTES:

- A Very early vehicles may require that the threaded axle end be cut off.
- B Will not fit '87-early '88 model vehicles; flange mount. (Dealer item only. See Ford parts & service).
- C When replacing automatic hubs with manual hubs, you must also purchase Spindle Nut Conversion Kit #27988 for '83-'89 vehicles; Conversion Kit #32720 for '90-'97.
- D Very early '90 vehicles with 23 tooth axle spline require 1989 model hubs.
- E When replacing factory automatic hubs with manual hubs, you must also purchase Spindle Nut Conversion Kit #27988 for '83-'89 vehicles; Conversion Kit #32720 for '90-'97.
- F Will not fit vehicles with factory optional chrome wheels.
- G Vehicles with full-time 4WD will require a transfer case conversion kit.
- H When replacing automatic 3 hole cap screw hubs with manual hubs, you must purchase corresponding spindle nut conversion kit per application chart.
- I Hub Set includes Stud Kit (PN 38003).
- J Not for front axle disconnect systems.
- K Will not fit factory dual wheel application.
- L International only; will not fit vehicle produced in North America.
- M Black finish
- N Chrome finish



**WARN AXON POWERSPORTS WINCHES:
ADD SOME BRAINPOWER TO YOUR HORSEPOWER.**

Rocky terrain, unpredictable conditions, and unexpected challenges can make anyone feel the heat. That's why WARN's new AXON winches take an already legendary reputation for proven performance to a whole new level. Re-engineered from the ground up, AXON winches completely protect critical components from water and mud with electronics sealed inside the metal housing. Advanced technology and controls monitor temperature and provide user feedback, all adding up to previously unachievable levels of reliability. AXON delivers technology you can count on in any situation with brute force capacity ranges from 3,500 to 5,500 lbs. and steel or Spydura rope options. All this from WARN – the company that has always put reliability above all else. If you live for pushing limits, you can't live without the AXON.



WARN AXON

Groundbreaking Technology Meets Unmatched Reliability

With the all-new AXON™ lineup, WARN has taken winching to the next level by combining a powerful motor and first-of-its-kind digital contactor into one unit called a Motactor™. The WARN Motactor increases performance, drops installation time, and provides never-before-seen levels of performance and feedback to the user. Tech is nothing without durability, so we made AXON the most durable powersports winch ever. All-metal construction, IP68 waterproof sealing, and increased structural rigidity are made for extreme environments. It's smart, tough, and perfect for a wide range of powersports vehicles. Available in 3,500, 4,500, and 5,500 pulling capacities, with a choice of steel or Spydura® synthetic rope.

- Motactor (motor + digital contactor) dramatically simplifies winch installation—reducing install time by up to 50%
- Advanced digital controls allow for monitoring of voltage, load, and motor temperature
- Built-in load limiter prevents damage from overloading winch
- All-metal, IP68 waterproof construction is exceptionally durable and keeps the elements out
- All-new modular controls allow for expandability
- Robust new clutch design based on legendary WARN 4WD hub lock know-how
- Limited lifetime warranty (mechanical), 3 year warranty (electrical)

AXON 55 Controls

Includes rockerbar digital control switch and digital corded remote.



AXON 45 Controls

Includes rockerbar digital control switch and digital corded remote.



AXON 35 Controls

Includes rockerbar digital control switch with handlebar mount adaptor. (Remote sold separately).



AXON LINE-UP

101155 AXON 55
50' of 1/4" steel rope, roller fairlead, Rockerbar digital control switch, and digital corded remote

101150 AXON 55-S
50' of 1/4" Spydura synthetic rope, Epic hawse fairlead, Rockerbar digital control switch, and digital corded remote

101145 AXON 45
50' of 1/4" steel rope, roller fairlead, Rockerbar digital control switch, and digital corded remote

101140 AXON 45-S
50' of 1/4" Spydura synthetic rope, Epic hawse fairlead, Rockerbar digital control switch, and digital corded remote

101240 AXON 45RC
Short drum design is optimized for mounting in the tight space required with some Side x Sides. 27' of 1/4" Spydura synthetic rope, Epic hawse fairlead, Rockerbar digital control switch, and digital corded remote

101135 AXON 35
50' of 7/32" steel rope, roller fairlead, Rockerbar digital control switch with handlebar mount adaptor

101130 AXON 35-S
50' of 3/16" Spydura synthetic rope, Epic hawse fairlead, Rockerbar digital control switch with handlebar mount adaptor



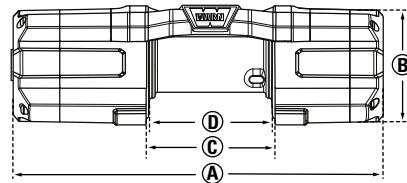


AXON 55 AND 55-S

SPECIFICATIONS

Part number: 101155 (AXON 55), 101150 (AXON 55-S)
Rated line pull: 5,500 Lbs. (2495 kg) single-line
Motor: Motactor with 12V DC permanent magnet
Sealing: IP68-rated waterproof
Gear train: 3-stage planetary
Fasteners: All stainless steel
Rope: AXON 55: 50' x 1/4" (15m x 6.3mm) steel, AXON 55-S: 50' x 1/4" (15m x 6.3mm) Spydura synthetic
Hook: Black powder coat
Fairlead: AXON 55: Roller, AXON 55-S: Epic hawse fairlead
Primary control: Rockerbar digital control switch
Remote control: Digital corded remote
Brake: Mechanical brake
Mechanical Warranty: Limited lifetime
Electrical Warranty: 3 year

DIMENSIONS



A 15.0" (381.8mm) C 5.19" (132mm)
 B 4.82" (122.5mm) D 5.02" (127.6mm)

Mounting bolt pattern: 3.0" x 6.59" (76.2mm x 167.4mm)

12V DC PERFORMANCE SPECS (first layer)

| Line Pull | Line Speed | Motor | Pull by layer: |
|-------------|-------------------|----------|-----------------|
| Lbs. (kg) | Ft./min. (M/min.) | Current | layer/Lbs. (kg) |
| 0 | 15.8 (4.8) | 28 amps | 1/5500 (2495) |
| 500 (227) | 13.4 (4.1) | 49 amps | 2/4582 (2078) |
| 1000 (454) | 11.5 (3.5) | 71 amps | 3/3926 (1781) |
| 1500 (680) | 10.0 (3.0) | 92 amps | 4/3434 (1558) |
| 2000 (907) | 8.8 (2.7) | 114 amps | |
| 2500 (1134) | 8.0 (2.4) | 135 amps | |
| 3000 (1361) | 7.3 (2.2) | 155 amps | |
| 3500 (1588) | 6.8 (2.1) | 176 amps | |
| 4000 (1814) | 6.3 (1.9) | 196 amps | |
| 4500 (2041) | 5.9 (1.8) | 216 amps | |
| 5000 (2268) | 5.4 (1.6) | 235 amps | |
| 5500 (2495) | 4.8 (1.5) | 254 amps | |

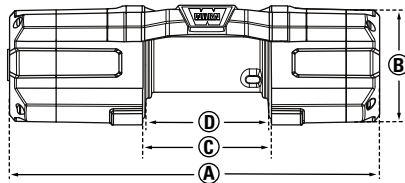


AXON 45 AND 45-S

SPECIFICATIONS

Part number: 101145 (AXON 45), 101140 (AXON 45-S)
Rated line pull: 4,500 Lbs. (2041 kg) single-line
Motor: Motactor with 12V DC permanent magnet
Sealing: IP68-rated waterproof
Gear train: 3-stage planetary
Fasteners: All stainless steel
Rope: AXON 45: 50' x 1/4" (15m x 6.3mm) steel, AXON 45-S: 50' x 1/4" (15m x 6.3mm) Spydura synthetic
Hook: Black powder coat
Fairlead: AXON 45: Roller, AXON 45-S: Epic hawse fairlead
Primary control: Rockerbar digital control switch
Remote control: Digital corded remote
Brake: Mechanical Brake
Mechanical Warranty: Limited lifetime
Electrical Warranty: 3 year

DIMENSIONS



A 15.0" (381.8mm) C 5.19" (132mm)
 B 4.82" (122.5mm) D 5.02" (127.6mm)

Mounting bolt pattern: 3.0" x 6.59" (76.2mm x 167.4mm)

12V DC PERFORMANCE SPECS (first layer)

| Line Pull | Line Speed | Motor | Pull by layer: |
|-------------|-------------------|----------|-----------------|
| Lbs. (kg) | Ft./min. (M/min.) | Current | layer/Lbs. (kg) |
| 0 | 16.3 (5.0) | 33 amps | 1/4500 (2041) |
| 500 (227) | 13.8 (4.2) | 48 amps | 2/3749 (1700) |
| 1000 (454) | 11.8 (3.6) | 68 amps | 3/3212 (1457) |
| 1500 (680) | 10.3 (3.1) | 91 amps | 4/2810 (1275) |
| 2000 (907) | 9.1 (2.8) | 114 amps | |
| 2500 (1134) | 8.3 (2.5) | 136 amps | |
| 3000 (1361) | 7.7 (2.4) | 156 amps | |
| 3500 (1588) | 7.3 (2.2) | 174 amps | |
| 4000 (1814) | 7.0 (2.1) | 191 amps | |
| 4500 (2041) | 6.7 (2.0) | 208 amps | |

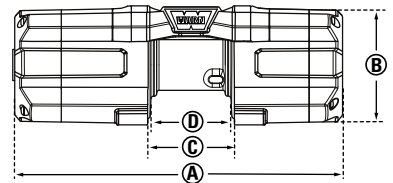


AXON 45RC (SHORT DRUM)

SPECIFICATIONS

Part number: 101240 (AXON 45RC)
Rated line pull: 4,500 Lbs. (2041 kg) single-line
Motor: Motactor with 12V DC permanent magnet
Sealing: IP68-rated waterproof
Gear train: 3-stage planetary
Fasteners: All stainless steel
Rope: AXON 45RC: 27' x 1/4" (8m x 6.3mm) Spydura synthetic
Hook: Black powder coat
Fairlead: AXON 45RC: Epic hawse fairlead
Primary control: Rockerbar digital control switch
Remote control: Digital corded remote
Brake: Mechanical Brake
Mechanical Warranty: Limited lifetime
Electrical Warranty: 3 year

DIMENSIONS



A 13.31" (338.1mm) C 3.47" (88.3mm)
 B 4.80" (122mm) D 3.30" (83.9mm)

Mounting bolt pattern: 3.0" x 4.87" (76.2mm x 123.7mm)

12V DC PERFORMANCE SPECS (first layer)

| Line Pull | Line Speed | Motor | Pull by layer: |
|-------------|-------------------|----------|-----------------|
| Lbs. (kg) | Ft./min. (M/min.) | Current | layer/Lbs. (kg) |
| 0 | 16.3 (5.0) | 28 amps | 1/4500 (2041) |
| 500 (227) | 14.0 (4.3) | 49 amps | 2/3696 (1676) |
| 1000 (454) | 12.1 (3.7) | 69 amps | 3/3135 (1422) |
| 1500 (680) | 10.7 (3.2) | 88 amps | 4/2722 (1235) |
| 2000 (907) | 9.6 (2.9) | 108 amps | |
| 2500 (1134) | 8.8 (2.7) | 126 amps | |
| 3000 (1361) | 8.2 (2.5) | 145 amps | |
| 3500 (1588) | 7.9 (2.4) | 163 amps | |
| 4000 (1814) | 7.7 (2.3) | 181 amps | |
| 4500 (2041) | 7.5 (2.3) | 198 amps | |

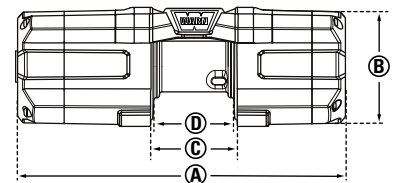


AXON 35 AND 35-S

SPECIFICATIONS

Part number: 101135 (AXON 35), 101130 (AXON 35-S)
Rated line pull: 3,500 Lbs. (1588 kg) single-line
Motor: Motactor with 12V DC permanent magnet
Sealing: IP68-rated waterproof
Gear train: 3-stage planetary
Fasteners: All stainless steel
Rope: AXON 35: 50' x 7/32" (15m x 6.3mm) steel, AXON 35-S: 50' x 3/16" (15m x 4.8mm) Spydura synthetic
Hook: Black powder coat
Fairlead: AXON 35: Roller, AXON 35-S: Epic hawse fairlead
Primary control: Rockerbar digital control switch with handlebar mount adaptor
Remote control: Sold separately
Brake: Mechanical Break
Mechanical Warranty: Limited lifetime
Electrical Warranty: 3 year

DIMENSIONS




A 13.31" (338.1mm) C 3.47" (88.3mm)
 B 4.80" (122mm) D 3.30" (83.9mm)

Mounting bolt pattern: 3.0" x 4.87" (76.2mm x 123.7mm)

12V DC PERFORMANCE SPECS (first layer)

| Line Pull | Line Speed | Motor | Pull by layer: |
|-------------|-------------------|----------|-----------------|
| Lbs. (kg) | Ft./min. (M/min.) | Current | layer/Lbs. (kg) |
| 0 | 20.2 (6.2) | 35 amps | 1/3500 (1588) |
| 500 (227) | 17.8 (5.4) | 58 amps | 2/2934 (1331) |
| 1000 (454) | 15.8 (4.8) | 81 amps | 3/2525 (1145) |
| 1500 (680) | 14.2 (4.3) | 105 amps | 4/2216 (1005) |
| 2000 (907) | 12.9 (3.9) | 129 amps | 5/1975 (896) |
| 2500 (1134) | 11.8 (3.6) | 154 amps | |
| 3000 (1361) | 10.7 (3.2) | 178 amps | |
| 3500 (1588) | 9.5 (2.9) | 204 amps | |



**WARN VRX POWERSPORTS WINCHES:
PART WINCH. PART WORKHORSE. 100% WARN.**

Whether your day involves tracking down a buck or working the cattle ranch, more durability is never a bad thing. And the new WARN VRX winches are the very definition of durability. Not only is the all-new VRX completely waterproof, it also features a sturdy all-metal drivetrain and end housing, improved clutch design, increased capacity and class-leading motor technology. The new best-in-class VRX elevates every feature of our standard-duty winch except the price. The result: a whole lot of get-the-job-done-ability.





WARN VRX

All-New Lineup Takes Performance And Value To Levels Never Before Seen In A Powersports Winch

Whether you're on the job or on the trail, WARN VRX winches work as hard as you do thanks to all-metal construction, a new clutch based on the legendary WARN 4WD hublock design, an ultra-durable all-metal gear train, and full IP68 waterproof sealing to take on the elements. VRX is available in 2,500, 3,500, and 4,500 lb. capacities and is perfect for a variety of vehicles and any job—big or small.

- Full IP68-rated waterproof sealing keeps the elements out
- Durable all-metal construction
- Robust new clutch design based on 70+ years of WARN 4WD hub lock know-how
- Black powder-coated finish for corrosion resistance
- Load-holding brake for great control
- Smooth and reliable all-metal three-stage planetary gear train
- Limited lifetime warranty (mechanical), 3 year warranty (electrical)

VRX 45 Controls

Includes dash-mounted control switch and corded remote.



VRX 35 Controls

Includes handlebar mini-rocker control switch. (Remote sold separately.)



VRX 25 Controls

Includes handlebar mini-rocker control switch. (Remote sold separately.)



VRX LINE-UP

101045 VRX 45

50' of 1/4" steel rope, roller fairlead, dash-mounted control switch, and corded remote

101040 VRX 45-S

50' of 1/4" synthetic rope, cast aluminum hawse fairlead, dash-mounted control switch, and corded remote

101035 VRX 35

50' of 7/32" steel rope, roller fairlead, and handlebar mini-rocker switch

101030 VRX 35-S

50' of 3/16" synthetic rope, cast aluminum hawse fairlead, and handlebar mini-rocker switch

101025 VRX 25

50' of 3/16" steel rope, roller fairlead, and handlebar mini-rocker switch

101020 VRX 25-S

50' of 3/16" synthetic rope, cast aluminum hawse fairlead, and handlebar mini-rocker switch



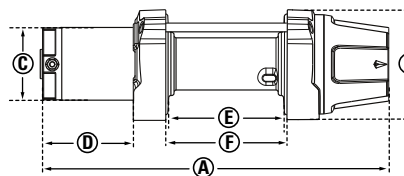


VRX 45 AND 45-S

SPECIFICATIONS

Part number: 101045 (VRX 45), 101040 (VRX 45-S)
Rated line pull: 4,500 Lbs. (2041 kg) single-line
Motor: 12V DC permanent magnet
Sealing: IP68-rated waterproof
Gear train: 3-stage planetary
Fasteners: All stainless steel
Rope: VRX 45: 50' x 1/4" (15m x 6.3mm) steel, VRX 45-S: 50' x 1/4" (15m x 6.3mm) synthetic
Hook: Zinc plated
Fairlead: VRX 45: Roller, VRX 45-S: Cast aluminum hawse
Primary control: Dash-mounted rocker
Remote control: Corded remote
Brake: Mechanical Brake
Mechanical Warranty: Limited lifetime
Electrical Warranty: 3 year

DIMENSIONS



| | |
|---------------------------|--------------------------|
| A 14.96" (380.2mm) | D 3.99" (101.4mm) |
| B 4.74" (120.5mm) | E 5.02" (127.6mm) |
| C 3.15" (80 mm) | F 5.19" (132mm) |

Mounting bolt pattern: 3.0" x 6.59" (76.2mm x 167.4mm)

12V DC PERFORMANCE SPECS (first layer)

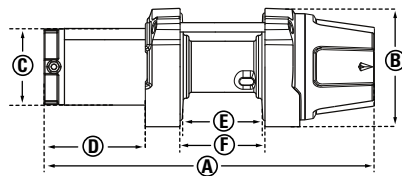
| Line Pull Lbs. (kg) | Line Speed Ft./min. (M/min.) | Motor Current | Pull by layer: layer/Lbs. (kg) |
|------------------------|------------------------------------|------------------|-----------------------------------|
| 0 | 16.2 (4.9) | 20 amps | 1/4500 (2041) |
| 500 (227) | 14.1 (4.3) | 44 amps | 2/3749 (1700) |
| 1000 (454) | 12.2 (3.7) | 69 amps | 3/3212 (1457) |
| 1500 (680) | 10.5 (3.2) | 94 amps | 4/2810 (1275) |
| 2000 (907) | 9.0 (2.7) | 119 amps | |
| 2500 (1134) | 7.7 (2.3) | 145 amps | |
| 3000 (1361) | 6.5 (2.0) | 171 amps | |
| 3500 (1588) | 5.6 (1.7) | 198 amps | |
| 4000 (1814) | 4.9 (1.5) | 225 amps | |
| 4500 (2041) | 4.3 (1.3) | 252 amps | |

VRX 35 AND 35-S

SPECIFICATIONS

Part number: 101035 (VRX 35), 101030 (VRX 35-S)
Rated line pull: 3,500 Lbs. (1588 kg) single-line
Motor: 12V DC permanent magnet
Sealing: IP68-rated waterproof
Gear train: 3-stage planetary
Fasteners: All stainless steel
Rope: VRX 35: 50' x 7/32" (15m x 5.5mm) steel, VRX 35-S: 50' x 3/16" (15m x 4.8mm) synthetic
Hook: Zinc plated
Fairlead: VRX 35: Roller, VRX 35-S: Cast aluminum hawse
Primary control: Handlebar-mounted rocker switch
Remote control: Sold Separately
Brake: Mechanical Brake
Mechanical Warranty: Limited lifetime
Electrical Warranty: 3 year

DIMENSIONS



| | |
|---------------------------|--------------------------|
| A 13.36" (339.4mm) | D 4.10" (104.3mm) |
| B 4.74" (120.5mm) | E 3.30" (83.9mm) |
| C 3.07" (78 mm) | F 3.48" (88.3mm) |

Mounting bolt pattern: 3.0" x 4.87" (76.2mm x 123.7mm)

12V DC PERFORMANCE SPECS (first layer)

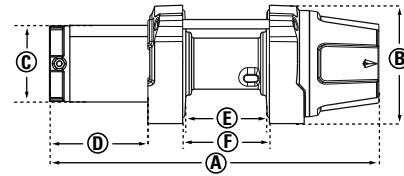
| Line Pull Lbs. (kg) | Line Speed Ft./min. (M/min.) | Motor Current | Pull by layer: layer/Lbs. (kg) |
|------------------------|------------------------------------|------------------|-----------------------------------|
| 0 | 15.8 (4.8) | 20 amps | 1/3500 (1588) |
| 500 (227) | 13.4 (4.1) | 41 amps | 2/2934 (1331) |
| 1000 (454) | 11.2 (3.4) | 60 amps | 3/2525 (1145) |
| 1500 (680) | 9.3 (2.8) | 79 amps | 4/2216 (1005) |
| 2000 (907) | 7.6 (2.3) | 100 amps | 5/1975 (896) |
| 2500 (1134) | 6.2 (1.9) | 124 amps | |
| 3000 (1361) | 5.0 (1.5) | 155 amps | |
| 3500 (1588) | 4.0 (1.2) | 192 amps | |

VRX 25 AND 25-S

SPECIFICATIONS

Part number: 101025 (VRX 25), 101020 (VRX 25-S)
Rated line pull: 2,500 Lbs. (1134 kg) single-line
Motor: 12V DC permanent magnet
Sealing: IP68-rated waterproof
Gear train: 3-stage planetary
Fasteners: All stainless steel
Rope: VRX 25: 50' x 3/16" (15m x 4.8mm) steel, VRX 25-S: 50' x 3/16" (15m x 4.8mm) synthetic
Hook: Zinc plated
Fairlead: VRX 25: Roller, VRX 25-S: Cast aluminum hawse
Primary control: Handlebar-mounted rocker switch
Remote control: Sold Separately
Brake: Mechanical Brake
Mechanical Warranty: Limited lifetime
Electrical Warranty: 3 year

DIMENSIONS



| | |
|--------------------------|--------------------------|
| A 13.2" (335.3mm) | D 3.94" (100.2mm) |
| B 4.74" (120.5mm) | E 3.30" (83.9mm) |
| C 3.07" (78 mm) | F 3.48" (88.3mm) |

Mounting bolt pattern: 3.0" x 4.87" (76.2mm x 123.7mm)

12V DC PERFORMANCE SPECS (first layer)

| Line Pull Lbs. (kg) | Line Speed Ft./min. (M/min.) | Motor Current | Pull by layer: layer/Lbs. (kg) |
|------------------------|------------------------------------|------------------|-----------------------------------|
| 0 | 17.5 (5.3) | 20 amps | 1/2500 (1134) |
| 500 (227) | 14.3 (4.3) | 45 amps | 2/2141 (971) |
| 1000 (454) | 12.0 (3.6) | 71 amps | 3/1872 (849) |
| 1500 (680) | 9.9 (3.0) | 98 amps | 4/1663 (754) |
| 2000 (907) | 8.0 (2.4) | 128 amps | 5/1496 (679) |
| 2500 (1134) | 6.8 (2.1) | 159 amps | |




CHOOSING THE RIGHT WINCH: VRX VS. AXON

Whether it's a hard-working ATV or a dune-hopping Side x Side, different vehicles—and different tasks—require different winches. Warn offers its powersports winches in capacities ranging from 2,500 lbs. (1134 kg) all the way up to a massive 5,500 lbs. (2495 kg), with ultra-durable steel or lightweight, easy-to-handle synthetic rope.

But no matter which winch you choose, you'll get IP68-rated waterproofing to keep the water and elements out; all-metal construction for the ultimate in durability; a three-stage planetary gear train for smooth and reliable operation; and an easy-to-turn clutch dial based on decades of WARN 4WD hub-lock know-how.

PRODUCT LINE COMPARISON

| FEATURES | VRX | AXON |
|-----------------------------|---|--|
| Available capacities (lbs.) | 2,500, 3,500, 4,500 | 3,500, 4,500, 5,500 |
| Suitable Vehicles | ATVs and 2 person Side x Sides | Large ATVs and 2 person and 4 person Side x Sides |
| Anchoring System | Through-drum technology | Through-drum technology |
| Motor Type | Standard-duty permanent magnet | WARN patented Motactor – integrated high-performance motor and contactor |
| Contactors | External, remotely mounted contactor | WARN patented Motactor – integrated high-performance motor and contactor |
| Remote Control | VRX 25 – handlebar switch VRX 35 – handlebar switch VRX 45 – dash rocker and wired remote | AXON 35 – Rockerbar digital control switch and handlebar mount adaptor AXON 45 – Rockerbar digital control switch and digital wired remote AXON 55 – Rockerbar digital control switch and digital wired remote |
| Performance Sensors | None | Actively monitors winch load, temperature, and vehicle battery condition |
| Clutch Mechanism | Hub-lock based, easy-grip, protected clutch design | Hub-lock based, easy-grip, protected clutch design |
| Synthetic Rope | | Spydura synthetic rope |
| Hawse Fairlead | Cast aluminum hawse | Epic premium aluminum hawse |
| Brake system | | Integrated compact spring brake |
| Winch structural bracing | Tie rods | Tie plate |
| Final point of assembly | | WARN facility in Oregon, USA |
| Sealing | IP68 | IP68 |
| Corrosion resistance | | 408 hour salt spray |
| Fasteners | All stainless steel | All stainless steel |
| Warranty Mechanical | | Limited lifetime |
| Warranty Electrical | 3 years | 3 years |



STEEL VS. SYNTHETIC WINCH ROPE.

WARN AXON and VRX winches are available with either steel rope or synthetic rope. But which one is right for you? Let's look at some of the features and benefits of both.

Steel rope is extremely durable, abrasion resistant, and is good for utility applications where the line may contact objects like stumps, rocks, and other things that rub against the rope. Of course it's still a good choice for vehicle recovery, and has been used for decades by enthusiasts and workers alike. However, steel rope is heavier and less flexible than synthetic line. Steel rope is less expensive than synthetic rope.

Synthetic rope is strong, lightweight, easy to handle, and it'll even float on water making it great for vehicle recovery. Synthetic rope is more prone to damage by abrasion, and requires the use of the included abrasion sleeve when the rope comes into contact with an object. Additionally, synthetic rope should be inspected regularly for ultraviolet (UV) wear and is more expensive than steel rope. However, it's a great choice for those who are looking to keep weight down, push the limits with their vehicle, and use the winch frequently.

WINCH SPECIFICATIONS: AXON VS. VRX

| | VRX 25 VRX 25-S | VRX 35 VRX 35-S | VRX 45 VRX 45-S | AXON 35 AXON 35-S | AXON 45 AXON 45-S AXON 45RC | AXON 55 AXON 55-S |
|--------------------------|--|--|--|--|---|--|
| Pulling Capacity | 2,500 lbs | 3,500 lbs | 4,500 lbs | 3,500 lbs | 4,500 lbs | 5,500 lbs |
| Finish | Semi-gloss black powdercoat | Semi-gloss black powdercoat | Semi-gloss black powdercoat | Satin black powder coat | Satin black powder coat | Satin black powder coat |
| Mechanical Warranty | Limited lifetime | Limited lifetime | Limited lifetime | Limited lifetime | Limited lifetime | Limited lifetime |
| Electrical Warranty | 3 year | 3 year | 3 year | 3 year | 3 year | 3 year |
| Weight | VRX 25 - 17.3 lbs VRX 25-S - 14.7 lbs | VRX 35 - 18.8 lbs VRX 35-S - 15.1 lbs | VRX 45 - 21.7 lbs VRX 45-S - 17.0 lbs | AXON 35 - 23.3 lbs AXON 35-S - 19.7 lbs | AXON 45 - 25.8 lbs AXON 45-S - 21.1 lbs AXON 45RC - 20.0 lbs | AXON 55 - 25.8 lbs AXON 55-S - 21.1 lbs |
| Winch Dimensions (WxDxH) | 13.1" x 4.7" x 4.7" | 13.4" x 4.7" x 4.7" | 15.0" x 4.7" x 4.7" | 13.3" x 4.6" x 4.8" | AXON 45, 45-S - 15.0" x 4.6" x 4.8" AXON 45RC - 13.3" x 4.6" x 4.8" | 15.0" x 4.6" x 4.8" |
| Mounting pattern | 3.0" x 4.87" | 3.0" x 4.87" | 3.0" x 6.59" | 3.0" x 4.87" | AXON 45, 45-S - 3.0" x 6.59" AXON 45RC - 3.0" x 4.87" | 3.0" x 6.59" |
| Rope type | VRX 25 - 3/16" x 50' wire VRX 25-S - 3/16" x 50' synthetic rope | VRX 35 - 7/32" x 50' wire VRX 35-S - 3/16" x 50' synthetic rope | VRX 45 - 1/4" x 50' wire VRX 45-S - 1/4" x 50' synthetic rope | AXON 35 - 7/32" x 50' wire AXON 35-S - 3/16" x 50' Spydura synthetic rope | AXON 45 - 1/4" x 50' wire AXON 45-S - 1/4" x 50' Spydura synthetic rope AXON 45RC - 1/4" x 27' Spydura synthetic rope | AXON 55 - 1/4" x 50' wire AXON 55-S - 1/4" x 50' Spydura synthetic rope |
| Winch Structural Bracing | Zinc plated tie-rods | Zinc plated tie-rods | Zinc plated tie-rods | Tie plate | Tie plate | Tie plate |
| Hook | Zinc plated | Zinc plated | Zinc plated | Black powder coat | Black powder coat | Black powder coat |
| Fairlead | VRX 25 - Roller VRX 25-S - Cast aluminum hawse | VRX 35 - Roller VRX 35-S - Cast aluminum hawse | VRX 45 - Roller VRX 45-S - Cast aluminum hawse | AXON 35 - Roller AXON 35-S - EPIC Premium Hawse Fairlead | AXON 45 - Roller AXON 45-S, 45RC - EPIC Premium Hawse Fairlead | AXON 55 - Roller AXON 55-S - EPIC Premium Hawse Fairlead |
| Clutch | Hub-lock based, easy-grip, recessed clutch design | Hub-lock based, easy-grip, recessed clutch design | Hub-lock based, easy-grip, recessed clutch design | Hub-lock based, easy-grip, recessed clutch design | Hub-lock based, easy-grip, recessed clutch | Hub-lock based, easy-grip, recessed clutch |
| Winch Controls | Handlebar mini-rocker | Handlebar mini-rocker | Dash-mounted rocker Wired remote | Rockerbar digital control switch and handlebar mount adaptor | Rockerbar digital control switch and digital wired remote | Rockerbar digital control switch and digital wired remote |
| Fasteners | All stainless steel | All stainless steel | All stainless steel | All stainless steel | All stainless steel | All stainless steel |
| Gears | Powdered metal | Powdered metal | Powdered metal with bushings | Powdered metal | Heat treated powdered metal with bushings | Heat treated powdered metal with bushings |
| Geartrain | 3-stage planetary | 3-stage planetary | 3-stage planetary | 3-stage planetary | 3-stage planetary | 3-stage planetary |
| Gear ratio | 153:1 | 153:1 | 198:1 | 168:1 | 239:1 | 239:1 |
| Brake | Integrated compact spring brake | Integrated compact spring brake | Integrated compact spring brake | Integrated compact spring brake | Integrated compact spring brake | Integrated compact spring brake |
| End housing | Die-cast aluminum | Die-cast aluminum | Die-cast aluminum | Die-cast aluminum | Die-cast aluminum | Die-cast aluminum |
| Durability | 1100+ cycles | 1100+ cycles | 1100+ cycles | 1100+ cycles | 1100+ cycles | 1100+ cycles |
| Corrosion resistance | 240 hour salt spray | 240 hour salt spray | 240 hour salt spray | 408 hour salt spray | 408 hour salt spray | 408 hour salt spray |
| Sealing | IP68 | IP68 | IP68 | IP68 | IP68 | IP68 |
| No Load Line Speed | 17.5 ft/min | 15.8 ft/min | 16.2 ft/min | 20.2 ft/min | 16.3 ft/min | 15.8 ft/min |
| Full Load Line Speed | 6.8 ft/min | 4.0 ft/min | 4.3 ft/min | 9.5 ft/min | AXON 45, 45-S - 6.7 ft/min AXON 45RC - 7.5 ft/min | 4.8 ft/min |
| No Load Current Draw | 20 A | 20 A | 20 A | 35 A | AXON 45, 45-S - 33 A AXON 45RC - 28 A | 28 A |
| Full Load Current Draw | 159 A | 192 A | 252 A | 204 A | AXON 45, 45-S - 208 A AXON 45RC - 198 A | 254 A |

WINCH MOUNTING SYSTEMS FOR ATVS AND SIDE X SIDES

WARN mounting systems are made to withstand the rigors of winching and the incredible forces that come with it. Plus, they have that just-right fit because they're designed and built with precision. Laser cut to the vehicle's exact dimensions, shaped on a computer controlled press brake, and robotically welded for consistent results. The application charts on page 163 showcases the most current, in-production vehicles.



2019 JOHN DEERE XUV835 **101688**



2019 RZR XP TURBO S **101690**



WARN BUMPERS TRAIL PROTECTION AND A BOLD, CUSTOMIZED LOOK

Warn Bumpers are designed, engineered, and built tough because we know they'll be pushed to their limits. Made to fit your Side x Side and your lifestyle, these bumpers have the off-road durability you want and the rugged functionality you need. Made from ultra-strong steel and wrapped in a durable corrosion-resistant powder-coated finish, these bumpers not only stand up to 408 hour salt spray testing, but they'll stand up to the most extreme recovery duty, thanks to an integrated winch mount.

- Angled design sits high to maintain maximum ground clearance and approach angles
- Winch ready – accepts the AXON and VRX models
- Integrated light port to mount auxiliary lights
- Welded recovery points ready for D-shackles
- Durable black textured powder coat over steel construction
- Bumper accommodates oversize tires
- Easy to install—Pre-drilled bolt holes and cutouts make it easy to mount a WARN winch, even after bumper install



2018 POLARIS RANGER **101708**



2018 CAN-AM MAVERICK TRAIL **102506**



2016-18 HONDA PIONEER 1000 **101700**



MULTI-MOUNT PORTABLE WINCH SYSTEM FOR ATVS AND SIDE X SIDES

If your ATV or Side x Side has a 1/4" or 2" Class I front or rear receiver, then the Multi-Mount carrier is a versatile way to mount a WARN® winch. Plus, it allows you to quickly remove the winch whenever you want.

The Multi-Mount works by simply bolting a WARN winch to the carrier, installing the Quick Connect wiring kit, and inserting the carrier into the receiver.



HOW TO ORDER



ATV WITH A 1/4" RECEIVER:

1. Choose a VRX 25 or VRX 35 winch.
2. Winch carrier designed to fit 1/4" receiver **70925**
3. 50 amp Quick Connect wiring kit for both front and back of vehicle. Includes 20" winch lead, 48" front battery lead and 96" rear battery lead **70918**

SIDE X SIDE WITH A 1/4" RECEIVER:

1. Choose a VRX 25 or VRX 35 winch.
2. Winch carrier designed to fit 1/4" receiver **70925**
3. 50 amp Quick Connect wiring kit for both front and back of vehicle. Includes 20" winch lead, 48" front battery lead, and 120" rear battery lead **70928**

SIDE X SIDE WITH A 2" RECEIVER:

1. Choose a VRX 45 winch.
2. Winch carrier designed to fit 2" receiver **70919**
3. 175 amp Quick Connect wiring kit for both front and back of vehicle. Includes 20" winch lead, 48" front battery lead, and 120" rear battery lead **70920**

ATV A WITH 2" RECEIVER:

1. Choose a VRX 25 or VRX 35 winch.
2. Winch carrier designed to fit 2" receiver **70917**
3. 50 amp Quick Connect wiring kit for both front and back of vehicle. Includes 20" winch lead, 48" front battery lead, and 120" rear battery lead **70928**

MULTI-MOUNT ACCESSORIES AND REPLACEMENT PARTS

POWER LEADS WITH QUICK CONNECT PLUG

50 amp—for use with Powersports winches, 3500 lbs. capacity and less

- 20" winch lead **70939**
- 48" battery lead **72886**
- 96" battery lead **72888**
- 120" battery lead **70927**
- Quick Connect plugs only **22681**

175 amp—for use with Powersports winches 4,000 lbs. capacity and higher

- 28" winch lead **36080**
- 48" battery lead **70926**
- 90" battery lead **26405**
- 120" battery lead **70717**
- Quick Connect plugs only **22680**

Wiring Kit (for use with Powersports winches, 3500 lbs. capacity and less)

Designed for the Multi-Mount owner who wants to wire a second bike. Kit includes front and rear power leads with 50 amp Quick Connect plugs, remote control plug with wiring harness, electrical contactor, and installation wires.

64874

STEEL RECEIVER SHACKLE BRACKET

Utilizes a 1/4" Class I receiver as a recovery or pulling point.

62041

(Includes bracket, hitch pin and shackle).

28884 (Shackle only) For 2" receivers use **29312**



Hitch Cover
For 2" receiver (black rubber). **37509**

Dust Caps For Quick Connect Plugs
60917 for 50 amp plugs. **69847** for 175 amp plugs.



EPIC HAWSE FAIRLEADS

Constructed of forged billet aluminum with a hard anodized gunmetal finish. Designed with a large opening radius to help minimize rope wear. For use with synthetic rope only.

Epic Hawse Fairlead (short), replacement for AXON 35 and 45RC, upgrade for VRX 25 and 35, ProVantage 2500 and 3500, and Vantage 2000 and 3000 winch lines. **100967**

Epic Hawse Fairlead (long), replacement for AXON 45 and 55, upgrade for VRX 45, ProVantage 4500, and Vantage 4000 winch lines. **100968**



REPLACEMENT HAWSE FAIRLEADS

Designed to be used with synthetic rope, and to decrease the possibility of fraying. Replacements available for VRX, ProVantage and Vantage powersports winches.

Replacement fairlead for Vantage 4000-S. Cast aluminum construction with durable black powdercoat finish. 7.37" wide. **94244**

Replacement fairlead for Vantage 2000-S and 3000-S. Cast aluminum construction with durable black powdercoat finish. 6.25" wide. **94242**

ROLLER FAIRLEAD

Reduces excessive wear on your winch rope and aids in angled pulls.



Replacement for VRX 25, and Vantage 2000 and 3000 **28929**

Replacement for VRX 35 and AXON 35 **100965**

Replacement for VRX 45, AXON 45 and 55, Vantage 4000 **100966**

Replacement for ProVantage 2500 and 3500 **69373**

Replacement for ProVantage 4500 **82550**

REPLACEMENT ROPE FOR POWERSPORTS WINCHES

Strong, lightweight, and easy-to-handle synthetic, or durable long lasting steel winch rope. Available in a variety of lengths and diameters. Synthetic ropes include sliding wear sleeve.

| WINCH MODEL | PART NUMBER | ROPE INFORMATION | | ROPE PART NUMBERS | |
|-------------------|-------------|------------------|----------------|-------------------|-----------|
| | | LENGTH | DIAMETER | WIRE | SYNTHETIC |
| ProVantage 2500 | 90250 | 50' (15.2m) | 3/16" (4.8 mm) | 60076 | |
| ProVantage 2500-s | 90251 | 50' (15.2m) | 3/16" (4.8 mm) | | 73599 |
| ProVantage 3500 | 90350 | 50' (15.2m) | 3/16" (4.8 mm) | 60076 | |
| ProVantage 3500-s | 90351 | 50' (15.2m) | 3/16" (4.8 mm) | | 73599 |
| ProVantage 4500 | 90450 | 55' (16.8m) | 7/32" (5.6 mm) | 68851 | |
| ProVantage 4500-s | 90451 | 55' (16.8m) | 7/32" (5.6 mm) | | 77835 |
| Vantage 2000 | 89020 | 50' (15.2m) | 5/32" (3.9 mm) | 89561 | |
| Vantage 2000-s | 89021 | 50' (15.2m) | 5/32" (3.9 mm) | | 89563 |
| Vantage 3000 | 89030 | 50' (15.2m) | 3/16" (4.8 mm) | 60076 | |
| Vantage 3000-s | 89031 | 50' (15.2m) | 3/16" (4.8 mm) | | 73599 |
| Vantage 4000 | 89040 | 55' (16.8m) | 7/32" (5.6 mm) | 68851 | |
| Vantage 4000-s | 89041 | 55' (16.8m) | 7/32" (5.6mm) | | 77835 |
| VRX 25 | 101025 | 50' (15.2m) | 3/16" (4.8 mm) | 60076 | |
| VRX 25-S | 101020 | 50' (15.2m) | 3/16" (4.8 mm) | | 73599 |
| VRX 35 | 101035 | 50' (15.2m) | 7/32" (5.6 mm) | 100972 | |
| VRX 35-S | 101030 | 50' (15.2m) | 3/16" (4.8 mm) | | 73599 |
| VRX 45 | 101045 | 50' (15.2m) | 1/4" (6.35mm) | 100973 | |
| VRX 45-S | 101040 | 50' (15.2m) | 1/4" (6.35mm) | | 100975 |
| AXON 35 | 101135 | 50' (15.2m) | 7/32" (5.6 mm) | 100972 | |
| AXON 35-S | 101130 | 50' (15.2m) | 3/16" (4.8 mm) | | 73599 |
| AXON 45 | 101145 | 50' (15.2m) | 1/4" (6.35mm) | 100973 | |
| AXON 45-S | 101140 | 50' (15.2m) | 1/4" (6.35mm) | | 100975 |
| AXON 45RC | 101240 | 27' (8.23m) | 1/4" (6.35mm) | | 100976 |
| AXON 55 | 101155 | 50' (15.2m) | 1/4" (6.35mm) | 100973 | |
| AXON 55-S | 101150 | 50' (15.2m) | 1/4" (6.35mm) | | 100975 |



SYNTHETIC ROPE CONVERSION KITS

For use with WARN Powersports winches with aluminum drums. All kits include synthetic rope, rock guard sleeve and fairlead.

Epic Hawse Fairlead (short) and 50' of Spydura synthetic rope for AXON 35 and 45RC, upgrade for VRX 25 and 35, ProVantage 2500 and 3500, and Vantage 2000 and 3000 winch lines. **100969**

Epic Hawse Fairlead (long) and 50' of Spydura synthetic rope for AXON 45 and 55, upgrade for VRX 45, ProVantage 4500, and Vantage 4000 winch lines. **100970**

For ProVantage 2500 and 3500, Vantage 2000 and 3000. Includes 50' of 3/16" diam. rope with roller fairlead **72128**

PN 77835 For ProVantage 4500, and Vantage 4000. Includes 50' of 7/32" diam. rope with roller fairlead

SYNTHETIC ROPE EXTENSION

Includes lightweight 1/4" diameter rope, which attaches to the winch cable for an additional 50' of distance. 4,000 lb. single line capacity.

69069



WARN EPIC ACCESSORIES

Featuring a WARN-exclusive 12-stage coating process, utilizing e-coat and powder coatings, these market-leading accessories deliver visual appeal, improved impact-resistance, and a longer wear cycle than standard winch accessories.

EPIC TREE TRUNK PROTECTOR

The WARN Epic Tree Trunk Protector is designed to help protect a live tree from damage during winching operations and self-recovery situations. The strap is constructed of premium quality nylon with an encased red warning marker to indicate damaged webbing. Plus, end loops are reinforced with durable ring connectors and e-coated and powder coated for premium protection against wear and abrasion. The 1" x 8' Tree Trunk Protector is rated to 7,200 lbs.

1" x 8' (2.5cm x 2.4m) Rated to 7,200 lbs. (3266 kg) **92094**



EPIC SHACKLE

The Epic Shackle provides a means for connecting the looped ends of cables, straps, and snatch blocks. The shackle's pin is threaded to allow easy removal. Rated for 5,000 lb. capacity winches and under.

1/2" (12.7mm) shackle with 5/8" (15.9mm) pin diameter For 5,000 lb. (2268 kg) capacity winches and under **92092**



EPIC WINCH HOOK

The WARN Epic Winch Hook provides maximum protection and reliability against wear and abrasion. It's also been uniquely designed with a built-in beverage opener. The hook is rated for 5,000 lb. capacity winches and under.

For 5,000 lb. (2268 kg) capacity winches and under **92089**



EPIC SNATCH BLOCK

Able to accept both wire and synthetic rope, the Epic Snatch Block is reliable, durable, and ready for action. When used properly, the multi-purpose snatch block can double the pulling power of any winch or change your pulling direction without damaging the rope. It also helps to reduce heat buildup and amp draw during recovery. Rated for 5,000 lb. winch capacities and under.

Rated for 5,000 lbs. (2268 kg) winch capacity and under **92097**



TOOL ROLL RECOVERY KIT

This compact recovery kit offers must-have Powersports winching accessories in one convenient tool roll. The kit includes:

- A tool roll, two 1/2" (12.7mm) shackles, a tree strap, and winching gloves
- The tool roll is constructed of durable ballistic nylon with secure hook-and-loop enclosure that firmly attaches to ATV racks or Side x Side roll bars
- Includes additional storage space for other accessories and tools
- Tool roll doubles as a winch line damper for increased safety during recovery

99901



LIGHT DUTY WINCHING ACCESSORY KIT

Double your pulling power, change your pulling direction, and keep your winch in proper working order. Accessory Kit includes 1/2" (12.7mm) shackle, 9,000 lbs. (4082 kg) maximum capacity snatch block, and two 1" x 8' (25.4mm x 2.4m) tree trunk protectors and WARN winching gloves. It all comes in a heavyweight denier carry bag. **88915**



TREE TRUNK PROTECTOR

1" x 8' (25mm x 2.4m) load strap. Rated to 6,400 lbs. (2903 kg) **88896**

WINCH COVER

Made of durable, tight-fitting neoprene; resists water and cracking

ProVantage 2500 and 3500, Vantage 2000 and 3000, VRX 25 and 35, AXON 35 and 45RC **71980**

For ProVantage 3500 and 4500, Vantage 4000, VRX 45, and AXON 45 and 55 **71975**



WINCH HOOK BUMP STOP FOR POWERSPORTS WINCHES

- Extends the life of your WARN winch
- Prevents winch hook from bottoming out
- Prolongs hook and winch life
- Split design for easy installation
- Rubber construction

99944



REPLACEMENT CONTACTORS



Standard Duty Contactor
For VRX 2500, 2500-S, 3500, 3500-S, 4500, and 4500-S **100995**



Heavy Duty Contactor
For VRX, ProVantage, and Vantage 4000/4000-S **89579**



Replacement Contactor
For Vantage 3000, Vantage 3000-S, Vantage 2000, Vantage 2000-S **89564**

SNATCH BLOCK

Assists in double-lined and angled pulls. Rated for 4,500 lb. (2041 kg) winches and under. **88898**



SHACKLE

For 4,500 lbs. (2041 kg) capacity winches and under. 1/2" (12.7mm) shackle with 5/8" (15.9mm) diameter pin. **88998**



RECEIVER SHACKLE BRACKET

Utilizes a 1/4" Class I receiver as a recovery or pulling point.

Includes bracket, hitch pin and shackle. **62041**
Shackle only. **88998**



ILLUMINATED DASH ROCKER SWITCH KIT

Illuminated dash-mounted switch is designed to operate your WARN winch. Kit includes illuminated dash-mounted switch, socket for corded remote, and all required wiring.

99897



REMOTE CONTROL REPLACEMENT AND UPGRADE KIT

PN 64259 Everything needed to add a hand-held remote control to your Vantage, ProVantage, and VRX winches. Includes remote control, socket, and wiring.

Replacement remote only. **64849**
For Vantage 4000, ProVantage 4500, and VRX 45 winches. Works with PN 64259 and PN 99897. Does not work with integrated socket Mini Rocker switch.

Everything needed to add a hand-held remote control to your AXON winch. Includes remote control, socket, and wiring. **100963**

Replacement remote only. For AXON winches only. **100964**



WIRELESS CONTROL SYSTEM

- Control your winch from up to 50' away
- Easy plug-and-play installation
- Sealed for protection against the elements
- Activation sequence guards against accidental power-ups
- Kit includes wireless transmitter, receiver, holster, lanyard and mounting hardware

For Powersports Winches. Works with WARN ProVantage, Vantage, and VRX winches. **90288**





WARN PLOWS FOR ATVs AND SIDE X SIDES: HEAVY GAUGE, HEAVYWEIGHT HITTERS THAT PUSH THE LIMITS

Whether you're plowing a snow-clogged driveway in Idaho, or pushing animal feed in Iowa, WARN plows stand up to rugged use as only WARN products can.

For ATVs, choose from WARN ProVantage or Standard Plow Systems. With ProVantage you get the highest performance, exceptional control, and outstanding durability – plus the choice of a front or center mounting option. For lighter-duty, intermittent use there's the WARN Standard Plow System. This center-mount plow system delivers reliable, workhorse performance at a very reasonable price.

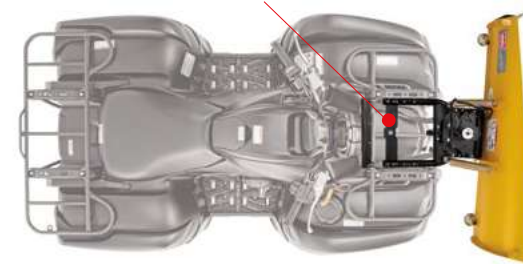
Side X Side owners can equip their vehicle for snow season with the WARN ProVantage Plow System for Side X Sides. With rapid front connection, durable construction, and top quality, it's engineered to perform. And with a variety of useful, innovative accessories, it's the most complete plow system money can buy.




WARN PROVANTAGE PLOW SYSTEM FOR ATVS

HIGH PERFORMANCE, EXCEPTIONAL CONTROL, AND OUTSTANDING DURABILITY

The stable, wide plow bases and durable, extra-large plow skids deliver exceptional performance.



CHOICE OF FRONT OR CENTER MOUNT DESIGN



Long-lasting, large diameter pivot assemblies rotate the blade smoothly, precisely, and reliably, for years of service.

The plow blade trips forward when striking an immovable object, helping protect the plow assembly from damage.

Plows lift up high to clear the tallest curbs.

The blade can be optimized for varying conditions with an adjustable attack angle and spring tension system.

A special low-friction powder-coated finish helps keep material off the blade.

Made from thick-gauge steel with reinforcing ribs, a center cross member, and a sturdy boxed design.

Tall blade heights push more snow.



HOW TO ORDER:

- 1 CHOOSE YOUR ATV PLOW BLADE**
Straight or tapered blade, in a variety of sizes.



- 2 CHOOSE YOUR ATV PLOW BASE**
Front or center-mount.




- 3 ORDER YOUR ATV PLOW MOUNTING PLATE**
Mounting plates vary by ATV make and model (see app chart for part number). Or use the Universal Plow Mount **91810**



- 4 CHOOSE YOUR PLOW BLADE RAISING MECHANISM**
Winch or ProVantage Plow Lift.



PROVANTAGE FRONT-MOUNT ATV PLOW SYSTEM



Front-Connection Advantages:

- Easy-on, easy-off rapid connection system is located at the front of the vehicle-no need to crawl under the ATV
- No need to remove mount during non-plowing seasons; no reduction in ground clearance
- Front-mount systems offer the highest blade lifting capability



- ① **Straight Plow Blade***
50" Blade **78950**
54" Blade **78954**
60" Blade **78960**
- ② **Plow Base/Push Tube Assembly (front mount)**
92100
- ③ **Plow mounting kit**
See application charts for part numbers
- ④ **WARN winch**
(Optional. Choose from winch or Plow Lift)
- ⑤ **Plow HD Mounting**
(Optional part. Increase the durability of your mounting points)
Standard mount **85243**
Offset mount **85244**
- ⑥ **Plow HD Wear Bar**
(Optional. Wear-form steel construction lasts up to 30% longer)
54" **84054**
60" **84060**
- ⑦ **Blade Side Wall**
(Optional. For tapered blade. Control snow run off)
80607
- ⑧ **Plow Markers**
(Optional. 2' high antenna)
67679

* Tapered blade is also compatible with the front-mount system: 80954 (54"), 80960 (60")

PROVANTAGE CENTER-MOUNT ATV PLOW SYSTEM



Center-Connection Advantages:

- Center-mount adds rigidity and extra stability to the ATV during plowing operations
- Designed for high ground clearance and quick installation or removal



- ① **Straight Plow Blade***
50" Blade **78950**
54" Blade **78954**
60" Blade **78960**
- ② **Plow Base/Push Tube Assembly (center mount)**
78100
- ③ **Plow mounting kit**
See application charts for part numbers
- ④ **WARN winch**
(Optional. Choose from winch or Plow Lift)
- ⑤ **Plow Pulley**
(Optional. Provides better control of plow blade by doubling the lifting advantage) **84526**
- ⑥ **Snow Control Flap**
(Optional. Controls snow kick back)
67870
- ⑦ **Plow HD Wear Bar**
(Optional. Wear-form steel construction lasts up to 30% longer)
50" **84050**
54" **84054**
60" **84060**
- ⑧ **Blade Side Wall**
(Optional. For straight blade. Control snow run off)
80607
- ⑨ **Plow Markers**
(Optional. 2' high antenna)
67679

* Tapered blade is also compatible with the center-mount system: 80954 (54"), 80960 (60")

WARN STANDARD PLOW SYSTEM FOR ATVS


Reliable Performance at a Very Competitive Price

The WARN Standard Plow System gives you everything you need in a ATV plow, and nothing you don't. This basic system is perfect for lighter-duty, intermittent use. Available in center-mount only, the WARN Standard Plow System gives you a choice of 48, 54 or 60" wide straight blades. The system is available for most ATV models.




- ① **Standard Plow Blade**
48" Blade **86766**
54" Blade **86768**
60" Blade **86772**
- ② **Standard Plow Base/Push Tube Assembly**
86528
- ③ **Plow mounting kit**
See application charts for part numbers
- ④ **Plow Lift**
84600
(Optional. Choose from Plow Lift or winch)


Optional Accessories and Upgrades For Your Standard Plow System




Plow Markers
2' high antenna
67679




Snow Control Flap
Flexible rubber top flap controls snow (cut to size)
60" **67870**




Blade Side Wall
Control run off of snow and other materials. Made of heavy duty steel
80607




Atv ProVantage Snow Plow Strap
• Replaces winch rope for plow lifting duties
• Wide design reduces wear and tear on roller fairleads
• Fits all WARN ProVantage ATV snow plow applications
99946




Plow Skids
For Standard straight blade
69212



Roller Fairlead For Plow Lifting
Larger diameter roller reduces wear on rope
69373 (fits WARN ATV winches 2000-3500 lbs)



Plastic Wear Bar
Excellent on concrete/brick
48" **67860**
54" **67861**
60" **67862**



Steel Wear Bar
Replacement part for standard steel wear bar
48" **39416**
54" **39415**
60" **62601**

PROVANTAGE SIDE X SIDE PLOW SYSTEM

Rapid Connection, Durable Construction, and Top Quality

Get your Side x Side ready for plowing with the WARN ProVantage Plow System. The system has been engineered from the ground up and extensively tested to give the product years of service, so you and your vehicle can plow season after season.

The ProVantage Side x Side Plow System has the same rapid connection system as the ATV system, but it uses a big Side x Side specific plow blade to move material. Just add the Side x Side plow base, a winch, pick your accessories of choice, and you're ready to get to work.



- TO BUILD YOUR SYSTEM, YOU WILL NEED THESE FOUR PARTS:**
- ① **72" Straight Plow Blade** **79958**
66" Straight Plow Blade **90695**
 - ② **Plow Base/Push Tube Assembly** (includes pulley kit) **79805**
 - ③ **Plow mounting kit**
See application charts for part numbers
 - ④ **WARN winch**

Optional Accessories and Upgrades For Your Side X Side Plow System



Plow Markers
2' high antenna
67679



Blade Side Wall
Control snow run off
80607



Plow Lift Rope
8' of durable synthetic rope. Temporarily replaces your wire rope for plow season and saves wear and tear
68560



Plow HD Skids
• Wear-form steel construction
Outlast standard skids by up to 30%
85368 (for 72" blade)



Standard Skids
• Replacement part.
80475



Plow Slack Control
• Extend the life of your plow system and winch rope
• Eliminates winch overrun when lowering the plow (also corrects cable tangles)
85888 (for UTV)



Plow Limit Control
• Extends plow system life
• Protects your vehicle from impact and stops "over raised" conditions Allows you to fine tune system for a variety of stop positions
85950 (for UTV)



Plow HD Wear Bar
• Wear-form steel construction
• Lasts up to 30% longer than standard wear bars
85287 (72")



Steel Wear Bar
Replacement part for standard steel wear bar
72047 (72")



Roller Fairlead For Plow Lifting
Larger diameter roller reduces wear on rope
82550 (fits WARN winches 4000-4500 lbs)



**WARN UTILITY PRODUCTS:
WORK SMARTER, NOT HARDER.**

Unfortunately there's more to life than fishing and hunting and 4-wheeling on the weekends. That's why we make products that save time and labor, making it possible for one to do the work of two, or more. At Warn Industries we work hard so our customers can work smart.



WARN CORDED PULLZALL

Portable Lifting And Pulling Tool

- Lifts or pulls up to 1,000 lbs. (454 kg)
- Replaces old-fashioned come-a-longs and chainfalls
- AC version perfect for use where power is available

When you're in the shop and have access to a power source, just plug in PullzAll and let it help you tackle those labor-intensive chores. Move heavy machinery. Hoist an engine block. Lift a load precisely into place, then nail it, weld it, whatever it. You think up the task, and PullzAll revolutionizes the amount of work one person can do.

885000 (120V)
885001 (120V CSA)

SPECIFICATIONS

| | |
|---|---|
| Switch: Forward/reverse | Brake: Dynamic |
| Trigger: Variable speed | Steel rope: 7/32" X 15' (6mm X 4.6m) |
| Power: AC 120V / 230V | Weight: 15 lbs. (6.8 kg) |
| Wattage: 1200w | Dimensions: 20" L. x 12.50" W. x 13.25" H. (.50m L. x .31m W. x .33m H.) |
| Load indicator: Electronic, with LED | |
| Clutch: None | |



WARN CORDLESS PULLZALL

DC Powered Lifting And Pulling Tool

- Lifts or pulls up to 1,000 lbs. (454 kg)
- Cordless 24V version is great for use in the field
- Includes two rechargeable battery packs (with charger)

When work takes you to more remote locations, bring the mechanical muscle of the portable, cordless PullzAll with you. From tough tasks like pulling pipe to stretching wire fence, you'll come to count on PullzAll to get the job done quickly and effortlessly. Comes with two batteries.

885005

SPECIFICATIONS

| | |
|---|---|
| Switch: Forward/reverse | Clutch: None |
| Trigger: Variable speed | Brake: Dynamic |
| Power: 24 volt DC | Steel rope: 7/32" X 15' (6mm X 4.6m) |
| Wattage: 7200w | Weight: 18 Lbs. (8.2 kg) |
| Battery: Rechargeable NiMH battery pack (with rapid charger) | Dimensions: 20" L. x 12.50" W. x 13.25" H. (.50m L. x .31m W. x .33m H.) |
| Load indicator: Electronic, with LED | |



WARN DRILL WINCH

Drill-Powered and Portable

With 33% more rope and 50% more pulling power than before, this rugged and easy-to-use drill winch is ideal for dragging logs, pulling game, standing walls, stretching fence, loading trailers and countless other hard-to-handle pulling jobs. Now available in steel or synthetic rope. It is a toolbox must have.

- Lightweight and portable, with a 750 lbs. (340kg) single-line pulling capacity
- Powered by standard portable drill (not included)
- Free-spool clutch makes rigging fast and easy
- Includes 40' (12.2m) of steel or synthetic rope, integrated hawse fairlead, and rigging hooks (front and rear)

101570 Drill Winch—steel rope
101575 Drill Winch—synthetic rope



Rigging Kit

- Carry bag to hold Drill Winch and rigging items
- 5/8" D-shackles
- Two load anchor straps

685014



Also available in easy-to-handle synthetic rope.



WARN 5000 DC Heavy Puller For Trailers and General Load-Moving

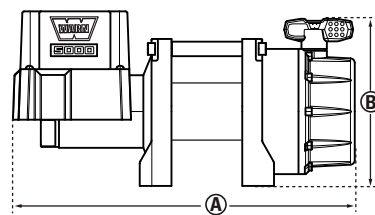
The 5000 DC boasts a ready-for-anything attitude. Bring on the big loads, the big jobs no one wants to tackle. Couple 60' of wire rope with the powerful 3-stage planetary gear train and you've got a peerless load-mover. Pulls up to 5,000 lbs, no problem.

99963

SPECIFICATIONS

| | |
|--|---|
| Capacity: 5,000 lbs. (2268 kg) single-line | Steel rope: 1/4" x 60' (6.4mm x 18.3m) |
| Power: 12V DC | Drum Diameter: 2.5" (63.5mm) |
| Motor: Permanent magnet, 3.0" diameter | Fairlead: Hawse |
| HP: 1.9 hp | Electrical leads: 2-6' (1.8 m) x 6 Gauge cable |
| Controls: Remote with 12' (3.7 m) lead | Duty Cycle: Intermittent |
| Gear train: 3-stage planetary | Mounting Bolt Patten: 4 holes - 4.5" x 4.26" (114.3mm x 108.3mm) |
| Gear Ratio: 216:1 | Length: 14.83" (376.8mm) |
| Clutch (Freespool): Lever - Multi-Directional | Weight: 42 Lbs. (19.1 kg) |
| Brake: Dynamic and mechanical braking | Replacement Steel Rope: 71297 |
| Warranty: Limited one year | |

DIMENSIONS



- A 14.8" (376mm)
- B 7.25" (184.15mm)

PERFORMANCE SPECS (first layer)

| Lbs. (kg) | Ft./min. (M/min.) | Current | layer/Lbs. (kg) |
|---------------|-------------------|----------|-----------------|
| 0 (0) | 13.8 (4.2) | 40 Amps | 1/5000 (2268) |
| 1000 (453.6) | 10.9 (3.3) | 81 Amps | 2/4280 (1941) |
| 2000 (907.2) | 9.3 (2.8) | 118 Amps | 3/3750 (1701) |
| 3000 (1360.8) | 8.1 (2.5) | 152 Amps | 4/3341 (1515) |
| 4000 (1814.4) | 6.8 (2.1) | 188 Amps | 5/3020 (1369) |
| 5000 (2268) | 5.4 (1.6) | 220 Amps | |



WARN 4000 DC Versatile and Powerful. Great For Trailers or the Jobsite

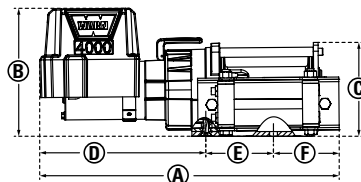
The new 4000 DC has heavy-duty pulling power, perfect for loading a heavy vehicle onto a trailer or winching the big loads at work. With durable steel rope, a roller fairlead, and a sturdy remote control, this winch is ready to go to work.

94000

SPECIFICATIONS

| | |
|--|--|
| Capacity: 4000 lbs. (1814 kg) single line | Steel Rope: 7/32" x 43' (5.6mm x 13.1m) |
| Power: 12V DC | Drum Diameter: 2.375" (60.3 mm) |
| Motor: Permanent magnet, 3.0" diameter | Fairlead: Roller |
| HP: 1.9 hp | Electrical Leads: 2 - 6' (1.8 m) x 6 gauge cable |
| Controls: Remote with 12' (3.7 m) lead | Duty Cycle: Intermittent |
| Gear train: 3-stage planetary | Mounting Bolt Patten: 3 holes - 3.1" x 2.5" (78.7mm x 63.5mm) |
| Gear Ratio: 176:1 | Length: 15.87" (403.1mm) |
| Clutch (Freespool): Lever - Multi-Directional | Weight: 36 lbs. (16.3 kg) |
| Brake: Dynamic and mechanical braking | Replacement Wire Rope: 78987 |
| Warranty: Limited one year | |

DIMENSIONS



- A 15.90" (404.0mm)
- B 6.79" (172.5mm)
- C 4.98" (126.6mm)
- D 8.82" (224.0mm)
- E 3.59" (91.3mm)
- F 3.49" (88.7mm)

PERFORMANCE SPECS (first layer)

| Line Pull Lbs. (kg) | Line Speed Ft./min. (M/min.) | Motor Current | Pull by layer: layer/Lbs. (kg) |
|---------------------|------------------------------|---------------|--------------------------------|
| 0 (0) | 7.2 (2.2) | 6.7 Amps | 1/4000 (1814) |
| 500 (226.8) | 6.8 (2.1) | 24.1 Amps | 2/3410 (1547) |
| 1000 (453.6) | 5.7 (1.7) | 44.7 Amps | 3/3170 (1438) |
| 2000 (907.2) | 10.9 (3.3) | 180 Amps | 4/2950 (1338) |
| 3000 1360.8) | 8.9 (2.7) | 210 Amps | |
| 4000 (1814.4) | 6.9 (2.1) | 240 Amps | |

WARN 2000 DC Ideal For Use On Trailers or Hitch Mounts

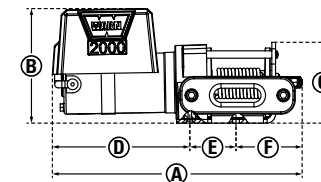
The compact yet powerful WARN 2000 DC utility winch is great for a variety of tasks, whether it's loading a vehicle onto a trailer or simply moving a heavy load at the jobsite. With 2,000 lbs. of pulling capacity, a new easy-to-use clutch lever, and a corded remote, this light-duty winch is big on features and value.

92000

SPECIFICATIONS

| | |
|--|--|
| Capacity: 2,000 lbs. (907 kg) single-line | Steel Rope: 3/16" x 35' (4.8mm x 10.7m) |
| Power: 12 volt DC | Drum Diameter: 1-1/4 in. (31.8 mm) |
| Motor: Permanent magnet, 3.0" diameter | Fairlead: Hawse |
| HP: 1.6 hp | Electrical Leads: 2 - 6' (1.8 m) x 8 gauge cable |
| Controls: Remote with 12' (3.7 m) lead | Duty Cycle: Intermittent |
| Gear Train: Split Ring Gear | Mounting Bolt Patten: 2 Holes - 3.1" (78.7 mm) center |
| Gear Ratio: 153:1 | Length: 13.26" (336.8mm) |
| Clutch (Freespool): Pull and Turn | Weight: 18 lbs. (8.2 kg.) |
| Brake: Self braking transmission | |
| Warranty: Limited one year | |

DIMENSIONS



- A 13.26" (336.7mm)
- B 6.08" (154.4mm)
- C 4.29" (109.0mm)
- D 7.30" (185.3mm)
- E 2.45" (62.2mm)
- F 3.51" (89.2mm)

PERFORMANCE SPECS (first layer)

| Line Pull Lbs. (kg) | Line Speed Ft./min. (M/min.) | Motor Current | Pull by layer: layer/Lbs. (kg) |
|---------------------|------------------------------|---------------|--------------------------------|
| 0 (0) | 7.2 (2.2) | 6.7 Amps | 1/2000 (907) |
| 500 (226.8) | 6.8 (2.1) | 24.1 Amps | 2/1504 (682) |
| 1000 (453.6) | 5.7 (1.7) | 44.7 Amps | 3/1348 (612) |
| 1500 (680.4) | 4.8 (1.5) | 72.0 Amps | 4/1222 (554) |
| 2000 (907.2) | 4.2 (1.3) | 80.0 Amps | 5/1117 (507) |





WARN 3000 ACI A Plug-In Pulling Powerhouse

With a 3,000 lbs. pulling capacity, a TEFC induction AC motor for a long duty cycle and 100' of 5/16" wire rope, the 3000 ACI is just what you need when you need a heavy-hauling AC-powered winch. The perfect fixed-mount station winch.

93000

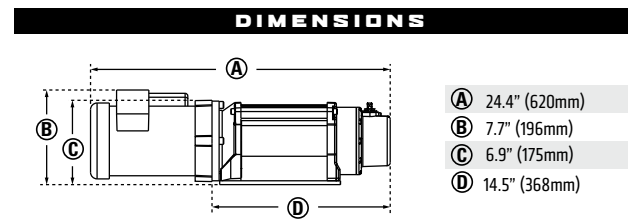


WARN 1500 AC Extra Muscle For The Bigger Shop Chores

The WARN 1500AC delivers 1,500 lbs. (680kgs) of AC-powered pulling capacity. A powerful 0.8-horsepower permanent magnet motor, industrial planetary gearing, and all-metal housing provide smooth, reliable pulling power. A vented motor end cap and externally serviceable brushes provide improved motor cooling, extended run time and motor life. Includes a 10-foot (3m) power cord, 43-feet of 3/16" diameter steel rope, and a sealed pendant remote with 10-foot (3m) lead.

85330

| SPECIFICATIONS | |
|---|---|
| Capacity: 3,000 Lbs. (1361 kg) single line | Steel rope: 5/16" x 100' (7.9mm x 30.5m) |
| Power: 120/230 volt | Drum Diameter: 2.5" (63.5mm) |
| Motor: TEFC induction AC motor | Fairlead: None |
| HP: 0.7 hp 56C | Electrical leads: None |
| Controls: Drum switch/station type | Duty Cycle: Intermittent |
| Gear train: 3-stage planetary | Mounting Bolt Pattern: 4 holes - 4.5" x 4.0" (114.3mm x 102mm) |
| Gear Ratio: 216:1 | Length: 24.45" (621mm) |
| Clutch (freespool): Lever | Weight: 76 lbs. (34.5 kg) |
| Brake: Dynamic and mechanical braking | Replacement steel rope: 27110 |
| Warranty: Limited one year | |



| PERFORMANCE SPECS (first layer) | | | |
|---------------------------------|-------------------|-----------|-----------------|
| Line Pull | Line Speed | Motor | Pull by layer: |
| Lbs. (kg) | Ft./min. (M/min.) | Current | layer/Lbs. (kg) |
| 0(0) | 12.2(3.7) | 9.1 Amps | 1/3000(1361) |
| 1000(453.6) | 8.8(2.7) | 11.0 Amps | 2/2700(1225) |
| 1500(680.4) | 8.8(2.7) | 12.7 Amps | 3/2460(1116) |
| 2000(907.2) | 8.6(2.6) | 14.8 Amps | 4/2250(1021) |
| 2500(1134) | 8.5(2.6) | 17.7 Amps | 5/2070(939) |
| 3000(1360.8) | 8.1(2.5) | 20.9 Amps | |

| SPECIFICATIONS | |
|--|---|
| Capacity: 1,500 lbs. (680 kg) single-line | Rope: Galvanized steel, 3/16" x 43' (4.8mm x 13.1 m) |
| Power: 120V AC, GFCI | Drum diameter: 2.0" (52mm) |
| Motor: 120V AC, permanent magnet | Fairlead: Roller |
| HP: 0.8 hp (600W) | Electrical leads: Power Cord - 10' (3m) |
| Controls: Pendant remote with 10' (3m) lead | Duty cycle: Intermittent |
| Gear train: Planetary, differential planetary | Mounting Bolt Pattern: 4 holes - 3.1" x 2.5" (78.8mm x 63.5mm) |
| Gear ratio: 261:1 | Length: 15.42" (392mm) |
| Clutch (freespool): Pull and turn | Weight: 28 lbs. (12.7 kg) |
| Brake: Self braking transmission | Replacement steel rope: 82654 |
| Warranty: Limited one year | |

| PERFORMANCE SPECS (first layer) | | |
|---------------------------------|------------------|---------------|
| Line Pull | Line Speed | Motor Current |
| Lbs. (kg) | FT./min (M/min.) | (At 120V AC) |
| 0 (0) | 10.9 (3.3) | .7 Amps |
| 250 (113.4) | 8.8 (2.7) | 1.9 Amps |
| 500 (226.8) | 8.0 (2.4) | 3.3 Amps |
| 750 (340.2) | 6.9 (2.1) | 4.8 Amps |
| 1000 (453.6) | 6.1 (1.9) | 6.5 Amps |
| 1250 (567) | 5.5 (1.7) | 8.2 Amps |
| 1500 (680.4) | 4.9 (1.5) | 9.9 Amps |

Above performance specs are based on first layer of drum

Note: not for sale in Canada

WARN 1000 AC Ac Pulling Power For Shops And Indoor Worksites

Ideal for use anywhere 120-Volt AC power is available, the WARN® 1000AC winch delivers 1,000 lbs. of pulling capacity. 43' of wire rope, a long duty cycle and legendary WARN durability make this a tool you can rely on to get the job done.

80010



| SPECIFICATIONS | |
|--|---|
| Capacity: 1,000 lbs. (454 kg) single-line | Rope: Galvanized steel wire, 3/16" x 43' (4.8mm x 13.1 m) |
| Power: 120V AC, GFCI | Drum diameter: 2.0" (52mm) |
| Motor: 120V AC, permanent magnet | Fairlead: Hawse |
| HP: 0.8 hp (600W) | Electrical leads: Power Cord - 10' (3m) |
| Controls: Pendant remote with 10' (3m) lead | Duty cycle: Intermittent |
| Gear train: Planetary, differential planetary | Mounting bolt pattern: 4 holes - 3.1" x 2.5" (78.8mm x 63.5mm) |
| Gear ratio: 261:1 | Length: 15.42" (392mm) |
| Clutch (freespool): Pull and turn | Weight: 26.5 lbs (12.0 kg) |
| Brake: Self braking transmission | Replacement steel rope: 82654 |
| Warranty: Limited one year | |

| PERFORMANCE SPECS (first layer) | | |
|---------------------------------|------------------|---------------|
| Line Pull | Line Speed | Motor Current |
| Lbs. (kg) | FT./min (M/min.) | (At 120V AC) |
| 0 (0) | 9.6 (2.9) | .6 Amps |
| 250 (113.4) | 8.4 (2.6) | 1.6 Amps |
| 500 (226.8) | 7.6 (2.3) | 2.8 Amps |
| 750 (340.2) | 6.7 (2.0) | 4.1 Amps |
| 1000 (453.6) | 6.1 (1.9) | 5.4 Amps |

Above performance specs are based on first layer of drum



PULLZALL ACCESSORIES



Pullzall Rigging Kit

- Carry bag designed to hold PullzAll and rigging items
- 5/8" D-shackles
- Two load anchor straps

685014

Pullzall Battery

24V NiMH pack for the cordless PullzAll. Perfect for use as a spare and as a direct-replacement unit.

685013

Pullzall Rigging Cable

Galvanized aircraft steel rope with loop on both ends allows you to hook up to another sharp object for an anchor point. Sold in packs of six.

83362 10" (25.4cm) length



Pullzall 12V Charger

For use with cordless PullzAll, this product plugs into the accessory/cigarette lighter of your automobile and will charge the 24V NiMH battery.

100863



UTILITY WINCH ACCESSORIES

Wireless Winch Control System

The WARN Wireless Control System lets you remotely control your WARN winch from up to 50' (15.2m) away. The new system is plug-and-play: It simply plugs in where you'd normally attach your corded remote—no wiring, no hassle. Weatherproof transmitter has two large buttons making it easy to operate, even while wearing gloves.

- Two-color LED provides clear operator feedback
- Control your winch from up to 50' (15.2m) away
- Easy plug-and-play installation
- Sealed for protection against the elements
- Kit includes wireless transmitter, receiver, holster, lanyard and mounting hardware

90287 Works with 4000 DC, and 5000 DC utility winches



Portable Anchor Plate

- Mounting platform for WARN Utility winches
- Allows the winch to be portable and anchored to a variety of objects

70770

Quick Connect Plugs

- Allows for convenient connect/disconnect to the battery power source

22680



Utility Winch Rigging Kit

- Snatch block, rated to 7,000 lbs. (3175 kg)
- 5/8" (16mm) D-shackles
- Load/anchor strap rated to 14,400 lbs. (6532 kg)
- Nylon soft carrying case

70792



Roller Fairlead

- Assists in guiding the wire rope onto the winch drum
- Upgrade for WARN 1700/4700 winches
- Extends wire rope life

64952



Neoprene Winch Covers

Keep your WARN winch looking new with these Neoprene winch covers. Made from durable, form-fitting Neoprene, these covers provide protection from flying stones, road debris, and the elements.

- Elastic cover stretches over winch and resists flapping—no cords or straps
- UV protectant spray included to prolong the life of the winch cover

91423 Fits 2000 DC

91424 Fits 4000 DC

91425 Fits 5000 DC



Hitch Adaptor

- Use to mount WARN Utility winches
- Mounts to 2" Class III receiver
- Black powder-coat finish
- Hitch pin included

68531




INDUSTRIAL PRODUCTS: THE CHOICE OF THE ARMED FORCES AND FIRST RESPONDERS.

We make military grade, long-cycle winches for industrial and severe-duty applications. Our rugged hydraulic winches and ultra-efficient electric winches and hoists are rigorously and relentlessly tested to meet and exceed the highest of standards for quality and safety.

WARN HYDRAULIC PLANETARY GEAR WINCHES

For hydraulic winching applications, no product performs better than a WARN® Industrial winch. Powerful hydraulic motors allow for extended duty. Hardened steel gear trains deliver efficient and reliable operation plus fast line speeds. Like their electric cousins, these products comply with worldwide quality and safety standards.



SERIES 30XL

For heavy tow, utility and trailer applications.

- 77880 (Standard Drum, Manual Clutch)
- 77900 (Standard Drum, Air Clutch)
- 77890 (Long Drum, Manual Clutch)
- 75990 (Long Drum Air Clutch)

SERIES 20XL

Great for carriers, trailers, or severe-duty applications.

- 74750 (Standard Drum, Air Clutch)
- 77550 (Standard Drum, Manual Clutch)
- 77560 (Long Drum, Air Clutch)
- 77570 (Long Drum, Manual Clutch)

SERIES XL-LP WINCHES

For systems that operate below 3,000 psi.

- 78970 (20XL-LP, Standard Drum, Air Clutch)
- 78980 (20XL-LP, Standard Drum, Manual Clutch)
- 79210 (20XL-LP, Long Drum, Air Clutch)
- 79220 (20XL-LP, Long Drum, Manual Clutch)
- 80508 (30XL-LP, Standard Drum, Air Clutch)
- 80509 (30XL-LP, Standard Drum, Manual Clutch)
- 80510 (30XL-LP, Long Drum, Air Clutch)
- 80511 (30XL-LP, Long Drum, Manual Clutch)

SERIES 30XL 2-SPEED

Fast no-load line retrieval. Winching capacity up to 30,000 lbf. (13608 kgf)

- 81617 (Long Drum, Air Clutch, Low-Pressure, 2-speed)
- 82710 (Long Drum, Air Clutch, 2-speed)

SERIES 18

Winching capacity up to 18,000 lbf. (8165 kgf)

- 74125 (Anti-Clockwise)
- 100127 (Clockwise)

SERIES 15

Winching capacity up to 15,000 lbf. (6804 kgf)

- 65931 (Anti-Clockwise)
- 90170 (Clockwise)

SERIES 12

Perfect for most tow, utility and trailer applications. Winching capacity up to 12,000 lbf. (5443 kgf)

- 30285 (Anti-Clockwise, 4.8 cu in.)
- 30286 (Clockwise, 4.8 cu in.)

SERIES 9

Winching capacity up to 9,000 lbf. (4082 kgf)

- 30281 (Anti-Clockwise, 4.8 cu in.)
- 30282 (Clockwise, 4.8 cu in.)
- 30279 (Anti-Clockwise, 3.0 cu in.)

SERIES 6

Winching capacity up to 6,000 lbf. (2722 kgf)

- 33445 (Anti-Clockwise)

DC ELECTRIC PLANETARY GEAR WINCHES

For electrically powered applications, WARN Industrial offers a comprehensive line of products to meet or exceed your expectations. All electric winches feature heavy-duty 12- or 24-volt series-wound industrial motors and hardened steel three-stage planetary gear trains that provide efficient and reliable operation. Every WARN Industrial planetary winch complies with the world's most stringent standards, including SAE J706 and NFPA.

SERIES 18 DC

Heavy pulling power up to 18,000 lbf. (8165 kgf)

- 72005 (24V Motor)

SERIES 15 DC

12 or 24v electric winch pulls up to 15,000 lbf. (6804 kgf)

- 66032 (12V Motor)
- 65932 (24V Motor)
- 91054 (12V, Spydura Pro Rope)
- 91053 (12V, Spydura Pro Max Rope)

SERIES 12 DC

Industrial electric winch pulls up to 12,000 lbf. (5443 kgf)

- 30289 (12V Motor)
- 30290 (24V Motor)
- 91044 (12V, Spydura Pro Rope)

SERIES 9 DC

Industrial grade winch pulls up to 9,000 lbf. (4082 kgf)

- 30283 (12V Motor)
- 30284 (24V Motor)
- 91034 (12V, Spydura Pro Rope)



SEVERE DUTY WINCHES

Proven in the harshest situations imaginable, WARN Severe Duty winches are built to stringent standards. Many WARN Severe Duty winches feature contactors and motors that are potted in a two-part silicone compound that provides total protection from water intrusion. A high grade, chemical resistant finish offers the ultimate in corrosion resistance while a powerful series-wound motor with thermal protection and overload interrupt switch provides unmatched performance and durability for today's customer.



SEVERE DUTY 18

24V electric self-recovery winch.

Part numbers: Contact Warn Industries customer service for application assistance

SEVERE DUTY 12

Built to stringent standards.

Part numbers: Contact Warn Industries customer service for application assistance

PLANETARY GEAR HOISTS

WARN Industrial hoists combine the performance of heavy duty motors with hardened steel planetary gear trains to provide optimum power in lifting operations. DC electric hoists are available with 12V and 24V motors while hydraulic hoists work with all hydraulic systems. All WARN hoists comply with the most stringent standards.



DC4000

DC electric hoist lifts up to 4,000 lbf. (1815 kgf)
89833 (12V Motor)
90124 (24V Motor)

DC3000

DC electric hoist lifts up to 3,000 lbf. (1361 kgf)
85251 (12V Motor)
63897 (12V Anti-Clockwise)
85252 (24V Motor)

DC2500

DC electric hoist lifts up to 2,500 lbf. (1134 kgf)
74396 (12V Motor)
78355 (12V Motor, Anti-Clockwise)

DC2000 LF

DC electric hoist lifts up to 2,000 lbf. (907 kgf)
70469 (12V Motor)
85160 (24V Motor)

DC2000 MF

Mid-frame DC electric hoist lifts up to 2,000 lbf. (907 kgf)
63899 (12V Motor)
85190 (24V Motor)

DC1600

DC electric hoist lifts up to 1,600 lbf. (726 kgf)
33503 (12V Motor)
85159 (24V Motor)

DC1200

Midsize hoist lifts up to 1,200 lbf. (544 kgf)
64254 (12V Motor)
85250 (24V Motor)

DC1000

DC electric hoist lifts up to 1,000 lbf. (454 kgf)
82469 (12V Motor)
84350 (12V Short Drum)
82970 (24V Motor)

DC800

Compact hoist lifts up to 800 lbf. (363 kgf)
82467 (12V Motor)
82468 (24V Motor)

HY3000

Hydraulic hoist lifts up to 3,000 lbf. (1361 kgf)
36949
36948 (Anti-Clockwise)

HY2000

Compact hydraulic hoist lifts up to 2,000 lbf. (907 kgf)
68032

TRUCK/SUV PRODUCT APPLICATIONS BY VEHICLE MAKE AND MODEL

Application listing is current as of July 2019. Warn Industries is constantly developing new applications.

CONTENTS:

| | | | | | |
|-------------------------------|---------|-------------|---------|--------------|---------|
| Chevrolet, GMC | 150-153 | Isuzu | 158 | Nissan | 161 |
| Dodge/Ram | 153-155 | Jeep | 158-160 | Suzuki | 161 |
| Ford | 155-157 | Kia | 160 | Toyota..... | 161-162 |
| International Harvester | 158 | Mazda | 160 | | |



MOUNTING SYSTEMS

MOUNTING SYSTEMS FOOTNOTES:

(V) 20'/6m Power Lead (PN 32963) or 24'/8m Power Lead (PN 32966) required for winching from rear

(31) Not compatible when installing M8274-50 winch

| '19 SILVERADO 1500, 2WD & 4WD | |
|---|--------|
| Gen II Trans4mer | |
| Bracket Kit (Required)..... | 103008 |
| Winch Mount Plate; Mid-Frame; Black (ZEON, 9.5cti, 9.5xp, XD9i, XD9, M8, VR12, VR10, VR8) | 88240 |
| Grille Guard Kit, Black | 92001 |
| Headlamp Guard Kit, Black | 103009 |
| Light Bar Kit, Black (31) | 80143 |
| Receiver Kit, Black..... | 80149 |

| | |
|--|--------|
| Ascent front bumper (ZEON, 9.5cti, 9.5xp, XD9i, XD9, M8, VR12, VR10, VR8) | 105785 |
| Baja Grille Guard Tube | 104825 |

| '16-18 SILVERADO 1500, 2WD & 4WD (AND 2019 LEGACY) | |
|---|-------|
| Gen II Trans4mer | |
| Bracket Kit (Required)..... | 98400 |
| Winch Mount Plate; Mid-Frame; Black (ZEON, 9.5cti, 9.5xp, XD9i, XD9, M8, VR12, VR10, VR8) | 88240 |
| Grille Guard Kit, Black | 92001 |
| Headlamp Guard Kit, Black | 98855 |
| Light Bar Kit, Black (31) | 80143 |
| Receiver Kit, Black..... | 80149 |

| | |
|--|--------|
| Ascent front bumper (ZEON, 9.5cti, 9.5xp, XD9i, XD9, M8, VR12, VR10, VR8) | 100920 |
| Baja Grille Guard Tube | 100474 |
| Ascent rear bumper | 96550 |

| '14-15 SILVERADO 1500, 2WD & 4WD | |
|---|-------|
| Gen II Trans4mer | |
| Bracket Kit (Required)..... | 91760 |
| Winch Mount Plate; Mid-Frame; Black (ZEON, 9.5cti, 9.5xp, XD9i, XD9, M8, VR12, VR10, VR8) | 88240 |
| Grille Guard Kit, Black | 92001 |
| Headlamp Guard Kit, Black | 91780 |
| Light Bar Kit, Black (31) | 80143 |
| Receiver Kit, Black..... | 80149 |

| | |
|--|--------|
| Ascent front bumper (ZEON, 9.5cti, 9.5xp, XD9i, XD9, M8, VR12, VR10, VR8) | 95800 |
| Baja Grille Guard Tube | 100473 |
| Ascent rear bumper | 96550 |

| '07-13 SILVERADO 1500, 2WD & 4WD | |
|--|-------|
| Gen I Trans4mer Grille Guard; Black | 75230 |
| Angled Light Bar; Black..... | 73745 |
| Brush Guard; Black (Three-Bar Wrap Around) | 75590 |
| Gen I Trans4mer Grille Guard; Stainless..... | 76007 |
| Receiver; Black (use with Trans4mer only)..... | 29397 |
| Winch Carrier; Black (ZEON, 9.5cti, 9.5xp, XD9i, XD9, M8, VR12, VR10, VR8) | 29394 |
| Winch Carrier; Black (M8274-50 only) | 62027 |

| '03-06, '07 "CLASSIC" SILVERADO 1500, '03-06 AVALANCHE 1500 WITHOUT CLADDING, 2WD & 4WD | |
|---|-------|
| Gen I Trans4mer Grille Guard; Black | 76139 |
| Angled Light Bar; Black..... | 73745 |
| Receiver; Black (use with Trans4mer only) | 29397 |
| Winch Carrier; Black (ZEON, 9.5cti, 9.5xp, XD9i, XD9, M8, VR12, VR10, VR8) | 29394 |
| Winch Carrier; Black (M8274-50 only) | 62027 |

| '03-06 SILVERADO 1500 HD, 2500 (NON-HD) 2WD & 4WD | |
|--|-------|
| Gen I Trans4mer Grille Guard; Black | 68162 |
| Angled Light Bar; Black..... | 73745 |
| Receiver; Black (use with Trans4mer only) | 29397 |
| Winch Carrier; Black (ZEON, 9.5cti, 9.5xp, XD9i, XD9, M8, VR12, VR10, VR8) | 29394 |

| | |
|--|-------|
| Multi-Mount Winch Frame (9.5xp, XD9i, XD9, M8, VR10, VR8) (V) | 26370 |
| Multi-Mount Winch Frame (ZEON 8, ZEON 10) | 89990 |

| '15-19 SILVERADO 2500HD & 3500, 2WD & 4WD | |
|---|-------|
| Gen II Trans4mer | |
| Bracket Kit (Required)..... | 94036 |
| Winch Carrier Kit; Large Frame; Black (16.5ti, M15, M12, M8274-50) | 90110 |
| Winch Carrier Kit; Mid Frame; Black (ZEON, 9.5cti, 9.5xp, XD9i, XD9, M8, VR12, VR10, VR8) | 88240 |
| Winch Carrier Kit; Industrial; Black (Series 15, 12, 9)..... | 91405 |
| Grille Guard Kit; Black | 85495 |
| Short Grille Guard Kit; Black (31)..... | 84785 |
| Headlamp Guard Kit; Black..... | 94165 |
| Light Bar Kit; Black (31)..... | 80143 |
| Receiver Kit; Black..... | 80149 |
| Bracket Kit (Required)..... | 94036 |
| Winch Carrier Kit; Large Frame; Stainless (16.5ti, M15, M12, M8274-50) | 90115 |
| Winch Carrier Kit; Mid Frame; Stainless (ZEON, 9.5cti, 9.5xp, XD9i, XD9, M8, VR12, VR10, VR8) | 88245 |
| Grille Guard Kit; Stainless | 85500 |
| Short Grille Guard Kit; Stainless (31) | 84790 |
| Headlamp Guard Kit; Stainless..... | 94166 |
| Light Bar Kit; Stainless (31)..... | 80148 |
| Receiver Kit; Black..... | 80149 |

| | |
|---|-------|
| Heavy Duty Bumper With Grille/Brush Guard, Black (16.5ti, M15, M12) | 93470 |
| Heavy Duty Bumper Without Grille/Brush Guard, Black (16.5ti, M15, M12) | 93472 |

| | |
|--|--------|
| Ascent front bumper (ZEON, 9.5cti, 9.5xp, XD9i, XD9, M8, VR12, VR10, VR8) | 100921 |
| Baja Grille Guard Tube | 100473 |
| Ascent rear bumper | 96550 |

| '11-14 SILVERADO 2500HD & 3500, 2WD & 4WD | |
|---|-------|
| Gen II Trans4mer | |
| Bracket Kit (Required)..... | 90165 |
| Winch Carrier Kit; Large Frame; Black (16.5ti, M15, M12, M8274-50) | 90110 |
| Winch Carrier Kit; Mid Frame; Black (ZEON, 9.5cti, 9.5xp, XD9i, XD9, M8, VR12, VR10, VR8) | 88240 |
| Winch Carrier Kit; Industrial; Black (Series 15, 12, 9)..... | 91405 |
| Grille Guard Kit; Black | 85495 |
| Short Grille Guard Kit; Black (31)..... | 84785 |
| Headlamp Guard Kit; Black..... | 85505 |
| Light Bar Kit; Black (31)..... | 80143 |
| Receiver Kit; Black..... | 80149 |
| Bracket Kit (Required)..... | 90165 |
| Winch Carrier Kit; Large Frame; Stainless (16.5ti, M15, M12, M8274-50)..... | 90115 |
| Winch Carrier Kit; Mid Frame; Stainless (ZEON, 9.5cti, 9.5xp, XD9i, XD9, M8, VR12, VR10, VR8) | 88245 |
| Grille Guard Kit; Stainless | 85500 |
| Short Grille Guard Kit; Stainless (31) | 84790 |
| Headlamp Guard Kit; Stainless..... | 85510 |
| Light Bar Kit; Stainless (31)..... | 80148 |
| Receiver Kit; Black..... | 80149 |

| | |
|--|-------|
| Heavy Duty Bumper With Grille/Brush Guard, Black (16.5ti, M15, M12) | 85887 |
|--|-------|

| | |
|--|-------|
| Ascent rear bumper (2014 only)..... | 96550 |
|--|-------|

| '07-10 SILVERADO 2500HD & 3500, 2WD & 4WD | |
|---|-------|
| Gen II Trans4mer | |
| Bracket Kit (Required)..... | 90140 |
| Winch Carrier Kit; Large Frame; Black (16.5ti, M15, M12, M8274-50) | 90110 |
| Winch Carrier Kit; Mid Frame; Black (ZEON, 9.5cti, 9.5xp, XD9i, XD9, M8, VR12, VR10, VR8) | 88240 |
| Winch Carrier Kit; Industrial; Black (Series 15, 12, 9)..... | 91405 |
| Grille Guard Kit; Black | 80980 |
| Short Grille Guard Kit; Black (31)..... | 84785 |
| Light Bar Kit; Black (31)..... | 80143 |
| Receiver Kit; Black..... | 80149 |

MOUNTING SYSTEMS (CONTINUED)

| | |
|---|-------|
| Bracket Kit (Required)..... | 90140 |
| Winch Carrier Kit; Large Frame; Stainless (16.5ti, M15, M12, M8274-50) | 90115 |
| Winch Carrier Kit; Mid Frame; Stainless (ZEON, 9.5cti, 9.5xp, XD9i, XD9, M8, VR12, VR10, VR8) | 88245 |
| Short Grille Guard Kit; Stainless (31)..... | 84790 |
| Light Bar Kit; Stainless (31)..... | 80148 |
| Receiver Kit; Black..... | 80149 |

| | |
|--|-------|
| Gen I Trans4mer Grille Guard; Black | 76110 |
| Angled Light Bar; Black..... | 73745 |
| Brush Guard; Black (Three-Bar Wrap Around) | 75590 |
| Receiver; Black (use with Trans4mer only) | 29397 |
| Winch Carrier; Black (ZEON, 9.5cti, 9.5xp, XD9i, XD9, M8, VR12, VR10, VR8) | 29394 |
| Winch Carrier; Black (16.5ti, M15, M12, M8274) | 62027 |

| '03-06, '07 "CLASSIC" SILVERADO 2500HD & 3500, 2WD & 4WD | |
|--|-------|
| Gen I Trans4mer Grille Guard; Black | 76244 |
| Angled Light Bar; Black..... | 73745 |
| Receiver; Black (use with Trans4mer only)..... | 29397 |
| Winch Carrier; Black (ZEON, 9.5cti, 9.5xp, XD9i, XD9, M8, VR12, VR10, VR8) | 29394 |
| Winch Carrier; Black (16.5ti, M15, M12, M8274) | 62027 |

| '01-02 SILVERADO 2500HD AND 3500, 2WD & 4WD | |
|--|-------|
| Gen I Trans4mer Grille Guard; Black | 61145 |
| Angled Light Bar; Black..... | 73745 |
| Brush Guards; Black (Three-Bar Wrap Around)..... | 39190 |
| Receiver; Black (use with Trans4mer only) | 29397 |
| Winch Carrier; Black (ZEON, 9.5cti, 9.5xp, XD9i, XD9, M8, VR12, VR10, VR8) | 29394 |
| Winch Carrier; Black (16.5ti, M15, M12, M8274-50) | 62027 |

| | |
|---|-------|
| Multi-Mount Winch Frame (9.5xp, XD9i, XD9, M8, VR10, VR8) (V)..... | 26370 |
| Multi-Mount Winch Frame (ZEON 8, ZEON 10) | 89990 |
| Front Receiver (Must be Rev. B0 or later)..... | 60268 |

| '07-14 TAHOE, SUBURBAN, AVALANCHE WITHOUT CLADDING, 1/2 TON ONLY, 2WD & 4WD | |
|--|-------|
| Gen I Trans4mer Grille Guard; Black | 74140 |
| Angled Light Bar; Black..... | 73745 |
| Brush Guards; Black (Three-Bar Wrap Around)..... | 74830 |
| Receiver; Black (use with Trans4mer only) | 29397 |
| Winch Carrier; Black (ZEON, 9.5cti, 9.5xp, XD9i, XD9, M8, VR12, VR10, VR8) | 29394 |

| '07-14 TAHOE, SUBURBAN, 3/4 TON ONLY, 2WD & 4WD | |
|--|-------|
| Gen I Trans4mer Grille Guard; Black | 76420 |
| Angled Light Bar; Black..... | 73745 |
| Brush Guards; Black (Three-Bar Wrap Around)..... | 74830 |
| Receiver; Black (use with Trans4mer only)..... | 29397 |
| Winch Carrier; Black (ZEON, 9.5cti, 9.5xp, XD9i, XD9, M8, VR12, VR10, VR8) | 29394 |

| '99-02 SILVERADO, '00-06 TAHOE, SUBURBAN, 1/2 TON ONLY, 2WD & 4WD | |
|--|-------|
| Gen I Trans4mer Grille Guard; Black..... | 39185 |
| Angled Light Bar; Black..... | 73745 |
| Brush Guards; Black (Three-Bar Wrap Around)..... | 39190 |
| Receiver; Black (use with Trans4mer only)..... | 29397 |
| Winch Carrier; Black (ZEON, 9.5cti, 9.5xp, XD9i, XD9, M8, VR12, VR10, VR8) | 29394 |
| Winch Carrier; Black (M12, M8274-50) | 62027 |

| | |
|---|-------|
| Hidden Mount (ZEON, ZEON Platinum, VR, 9.5cti, 9.5xp, XD9, M8) (V) | 61770 |
|---|-------|

| '99-02 SILVERADO, '00-06 SUBURBAN, 3/4 TON ONLY, 2WD & 4WD; '01-02 1500HD CREW CAB | |
|--|-------|
| Gen I Trans4mer Grille Guard; Black..... | 60036 |
| Angled Light Bar; Black..... | 73745 |
| Brush Guards; Black (Three-Bar Wrap Around)..... | 39190 |

| | |
|--|-------|
| Receiver; Black (use with Trans4mer only) | 29397 |
| Winch Carrier; Black (ZEON, 9.5cti, 9.5xp, XD9i, XD9, M8, VR12, VR10, VR8) | 29394 |
| Winch Carrier; Black (M12, M8274-50) | 62027 |

| | |
|--|-------|
| Multi-Mount Winch Frame (9.5xp, XD9i, XD9, M8, M6, VR10, VR8) (V) | 26370 |
| Multi-Mount Winch Frame (ZEON 8, ZEON 10) | 89990 |
| Front Receiver..... | 60268 |

| '15-19 COLORADO | |
|------------------------------------|--------|
| Semi-Hidden Mount Kit | 103210 |

| '16-18 SIERRA 1500, 2WD & 4WD | |
|---|-------|
| Gen II Trans4mer | |
| Bracket Kit (Required)..... | 98400 |
| Winch Mount Plate; Mid-Frame; Black (ZEON, 9.5cti, 9.5xp, XD9i, XD9, M8, VR12, VR10, VR8) | 88240 |
| Grille Guard Kit, Black | 92001 |
| Headlamp Guard Kit, Black | 98855 |
| Light Bar Kit, Black (31) | 80143 |
| Receiver Kit, Black..... | 80149 |

| | |
|--|--------|
| Ascent front bumper (ZEON, 9.5cti, 9.5xp, XD9i, XD9, M8, VR12, VR10, VR8) | 99464 |
| Baja Grille Guard Tube | 100477 |
| Ascent rear bumper | 96550 |

| '14-15 SIERRA 1500, 2WD & 4WD | |
|---|-------|
| Gen II Trans4mer | |
| Bracket Kit (Required)..... | 91760 |
| Winch Mount Plate; Mid-Frame; Black (ZEON, 9.5cti, 9.5xp, XD9i, XD9, M8, VR12, VR10, VR8) | 88240 |
| Grille Guard Kit, Black | 92002 |
| Headlamp Guard Kit, Black..... | 91770 |
| Light Bar Kit, Black (31) | 80143 |
| Receiver Kit, Black..... | 80149 |

| | |
|---------------------------------|-------|
| Ascent rear bumper | 96550 |
|---------------------------------|-------|

| '07-13 SIERRA 1500 1/2 TON, 2WD & 4WD | |
|--|-------|
| Gen I Trans4mer Grille Guard; Black | 75230 |
| Angled Light Bar; Black..... | 73745 |
| Gen I Trans4mer Grille Guard; Stainless..... | 76007 |
| Receiver; Black (use with Trans4mer only)..... | 29397 |
| Winch Carrier; Black (ZEON, 9.5cti, 9.5xp, XD9i, XD9, M8, VR12, VR10, VR8) | 29394 |
| Winch Carrier; Black (M8274-50 only) | 62027 |

| '03-06, '07 "CLASSIC" GMC 1500 SIERRA 1/2 TON, 2WD & 4WD | |
|--|-------|
| Gen I Trans4mer Grille Guard; Black | 76246 |
| Angled Light Bar; Black..... | 73745 |
| Brush Guards; Black (Three-Bar Wrap Around)..... | 67730 |
| Winch Carrier; Black (ZEON, 9.5cti, 9.5xp, XD9i, XD9, M8, VR12, VR10, VR8) | 29394 |
| Winch Carrier; Black (M8274-50 only) | 62027 |

| '15-19 GMC SIERRA 2500HD & 3500, 2WD & 4WD | |
|---|-------|
| Gen II Trans4mer | |
| Bracket Kit (Required)..... | 94036 |
| Winch Carrier Kit; Large Frame; Black (16.5ti, M15, M12, M8274-50) | 90110 |
| Winch Carrier Kit; Mid Frame; Black (ZEON, 9.5cti, 9.5xp, XD9i, XD9, M8, VR12, VR10, VR8) | 88240 |
| Winch Carrier kit; Industrial; Black (Series 15, 12, 9) | 91405 |
| Grille Guard Kit; Black | 85495 |
| Short Grille Guard Kit; Black (31)..... | 84785 |
| Headlamp Guard Kit; Black..... | 94165 |
| Light Bar Kit; Black (31)..... | 80143 |
| Receiver Kit; Black | 80149 |
| Bracket Kit (Required)..... | 94036 |
| Winch Carrier Kit; Large Frame; Stainless (16.5ti, M15, M12, M8274-50)..... | 90115 |

MOUNTING SYSTEMS FOOTNOTES:

(V) 20'/6m Power Lead (PN 32963) or 24'/8m Power Lead (PN 32966) required for winching from rear

(31) Not compatible when installing M8274-50 winch

MOUNTING SYSTEMS (CONTINUED)

| | |
|---|--------|
| Winch Carrier Kit; Mid Frame; Stainless (ZEON, 9.5cti, 9.5xp, XD9i, XD9, M8, VR12, VR10, VR8) | 88245 |
| Grille Guard Kit; Stainless | 85500 |
| Short Grille Guard Kit; Stainless (31) | 84790 |
| Headlamp Guard Kit; Stainless | 94166 |
| Light Bar Kit; Stainless (31) | 80148 |
| Receiver Kit; Black | 80149 |
| Heavy Duty Bumper With Grille/Brush Guard, Black (16.5ti, M15, M12) | 95225 |
| Heavy Duty Bumper Without Grille/Brush Guard, Black (16.5ti, M15, M12) | 95230 |
| Ascent front bumper (ZEON, 9.5cti, 9.5xp, XD9i, XD9, M8, VR12, VR10, VR8) | 99152 |
| Baja Grille Guard Tube | 100476 |
| Ascent rear bumper | 96550 |
| '11-14 GMC SIERRA 2500HD & 3500, 2WD & 4WD | |
| Gen II Trans4mer | |
| Bracket Kit (Required) | 90165 |
| Winch Carrier Kit; Large Frame; Black (16.5ti, M15, M12, M8274-50) | 90110 |
| Winch Carrier Kit; Mid-Frame; Black (ZEON, 9.5cti, 9.5xp, XD9i, XD9, M8, VR12, VR10, VR8) | 88240 |
| Winch Carrier kit; Industrial; Black (Series 15, 12, 9) | 91405 |
| Grille Guard Kit; Black | 85495 |
| Short Grille Guard Kit; Black (31) | 84785 |
| Headlamp Guard Kit; Black | 85505 |
| Light Bar Kit; Black (31) | 80143 |
| Receiver Kit; Black | 80149 |
| Bracket Kit (Required) | 90165 |
| Winch Carrier Kit; Large Frame; Stainless (16.5ti, M15, M12, M8274-50) | 90115 |
| Winch Carrier Kit; Mid Frame, Stainless (ZEON, 9.5cti, 9.5xp, XD9i, XD9, M8, VR12, VR10, VR8) | 88245 |
| Grille Guard Kit; Stainless | 85500 |
| Short Grille Guard Kit; Stainless (31) | 84790 |
| Headlamp Guard Kit; Stainless | 85510 |
| Light Bar Kit; Stainless (31) | 80148 |
| Receiver Kit; Black | 80149 |
| Heavy Duty Bumper With Grille/Brush Guard, Black (16.5ti, M15, M12) | 95225 |
| Heavy Duty Bumper Without Grille/Brush Guard, Black (16.5ti, M15, M12) | 95230 |
| Ascent rear bumper (2014 only) | 96550 |
| '07-10 GMC SIERRA 2500HD & 3500, 2WD & 4WD | |
| Gen I Trans4mer Grille Guard; Black | 76110 |
| Angled Light Bar; Black | 73745 |
| Receiver, Black (use with Trans4mer only) | 29397 |
| Winch Carrier; Black (ZEON, 9.5cti, 9.5xp, XD9i, XD9, M8, VR12, VR10, VR8) | 29394 |
| Winch Carrier; Black (16.5ti, M15, M12, M8274) | 62027 |
| Ascent rear bumper | 96550 |
| '03-06, '07 "CLASSIC" GMC SIERRA 2500HD & 3500, 2WD & 4WD | |
| Gen I Trans4mer Grille Guard; Black | 76248 |
| Angled Light Bar; Black | 73745 |
| Brush Guards; Black (Three-Bar Wrap Around) | 67730 |
| Receiver, Black (use with Trans4mer only) | 29397 |
| Winch Carrier; Black (ZEON, 9.5cti, 9.5xp, XD9i, XD9, M8, VR12, VR10, VR8) | 29394 |
| Winch Carrier; Black (16.5ti, M15, M12, M8274) | 62027 |
| Multi-Mount Winch Frame (9.5xp, XD9i, XD9, M8, VR10, VR8) (V) | 26370 |
| Multi-Mount Winch Frame (ZEON 8, ZEON 10) | 89990 |
| Front Receiver | 65150 |

- MOUNTING SYSTEMS FOOTNOTES:**
- (J) Must be revision #B0 for 9000 winch PN 27550 or 28500
 - (5) For 2WD trucks the bumper or grille guard will match the front-end styling of the truck. However, the frame brackets will not fit and will require significant rework
 - (V) 20'/6m Power Lead (PN 32963) or 24'/8m Power Lead (PN 32966) required for winching from rear
 - (3) GMC SLE, SLS and SLT require slots to be cut into plastic bumper cover
 - (21) Roller Fairlead Cover 25580 is highly recommended
 - (31) Not compatible when installing M8274-50 winch
 - (*) Cannot be used with winch carrier when winch is mounted

| | |
|---|-------|
| '03-06 GMC SIERRA 1500HD, 2500 (NON-HD) 2WD & 4WD | |
| Multi-Mount Winch Frame (9.5xp, XD9i, XD9, M8, M6, VR10, VR8) (V) | 26370 |
| Multi-Mount Winch Frame (ZEON 8, ZEON 10) | 89990 |
| Front Receiver (must be Rev. B0 or later) | 65150 |
| '99-02 GMC SIERRA, '00-06 YUKON, YUKON XL, 1/2 TON ONLY, 2WD & 4WD (EXCLUDES DENALI) | |
| Gen I Trans4mer Grille Guard, Black | 39477 |
| Angled Light Bar, Black | 73745 |
| Brush Guards, Black (Two-Bar Wrap Around) | 67730 |
| Receiver, Black only (use with Trans4mer only) | 29397 |
| Winch Carrier; Black (ZEON, VR12, VR10, 9.5cti, 9.5xp, XD9i, XD9, M8, VR8) | 29394 |
| Winch Carrier; Black (M12, M8274-50) | 62027 |
| Hidden Mount (ZEON, ZEON Platinum, VR, 9.5cti, 9.5xp, XD9, M8) (21) | 61770 |
| '99-02 GMC SIERRA, '00-06 YUKON XL, 3/4 TON ONLY, 2WD & 4WD; '01-02 1500HD CREW CAB | |
| Gen I Trans4mer Grille Guard, Black | 60319 |
| Angled Light Bar, Black | 73745 |
| Brush Guards, Black (Two-Bar Wrap Around) | 67730 |
| Receiver, Black only (use with Trans4mer only) | 29397 |
| Winch Carrier; Black (ZEON, VR12, VR10, 9.5cti, 9.5xp, XD9i, XD9, M8, VR8) | 29394 |
| Winch Carrier; Black (M12, M8274-50) | 62027 |
| Multi-Mount Winch Frame (9.5xp, XD9i, XD9, M8, M6, VR8) (V) | 26370 |
| Multi-Mount Winch Frame (ZEON 8, ZEON 10) | 89990 |
| Front Receiver | 60268 |
| '88-99 CHEV/GMC K-SERIES 4X4 PICKUP 1/2, 3/4, 1 TON, '92-99 4X4 BLAZER, YUKON, SUBURBAN, TAHOE (EXCLUDES R/V 1 TON & 2WD C3500 HD, NEW DESIGN '99 SILVERADO) | |
| Gen I Trans4mer Grille Guard, Black (S) | 29753 |
| Light Bar, Black (*) | 29169 |
| Brush Guards, Black (Non-Wrap Around) | 29768 |
| Winch Carrier; Black (ZEON, 9.5cti, 9.5xp, XD9i, XD9, M8, VR12, VR10, VR8) | 29165 |
| Multi-Mount Winch Frame (9.5xp, XD9i, XD9, M8, VR10, VR8) (V) | 26370 |
| Multi-Mount Winch Frame (ZEON 8, ZEON 10) | 89990 |
| Front Receiver | 25897 |
| '81-87 PICKUP 1/2, 3/4, 1 TON; '81-88 PICKUP 1 TON; '81-91 BLAZER, JIMMY, SUBURBAN, 1 TON R/V PICKUP | |
| Multi-Mount Winch Frame (9.5xp, XD9i, XD9, M8, VR10, VR8) (V) | 26370 |
| Multi-Mount Winch Frame (ZEON 8, ZEON 10) | 75330 |
| Front Receiver | 25855 |
| '94-97 S-SERIES & SONOMA 4X4 PICKUP; '95-97 BLAZER, JIMMY, 4X4 ONLY, INCLUDES ZR2 & HIGHRIDER | |
| Gen I Trans4mer Grille Guard, Black (3) | 30090 |
| Light Bar, Black (*) | 29169 |
| Brush Guards, Black (Non-Wrap Around) | 30146 |
| Winch Carrier (XD9i, XD9, M8, VR10, VR8) (J) | 29165 |

| 4WD HUBS | Year | Cautionary Footnotes | Spline Count | Standard Manual PN | Premium Manual PN | Spindle Nut Kit Std/Prem | Hub Service Kit | |
|---------------------------------|--------|----------------------|--------------|--------------------|-------------------|--------------------------|-----------------|-------|
| | | | | | | | Std | Prem |
| Blazer, Jimmy, Suburban | '69-91 | G, H | 19 | 9790 | 20990 | 32720 | 11967 | 20825 |
| 1/2 Ton Pickup | '69-87 | G, H | 19 | 9790 | 20990 | 32720 | 11967 | 20825 |
| 3/4 Ton Pickup | '60-76 | G | 19 | | 9072 | | | 7302 |
| 3/4 Ton Pickup | '77-87 | G, H | 19 | 9790 | 20990 | 32720 | 11967 | 20825 |
| 1 Ton Pickup | '76-87 | H | 30 | 11690 | 38826 | 32721 | 11714 | |
| 1 Ton Pickup, V-Series Crew Cab | '88-90 | H | 30 | 11690 | 38826 | 32721 | 11714 | |
| Geo Tracker | '89-00 | J | 26 | 39198 | 34581 | | | 7309 |

| FLARES | Year | Part Number | Long or Short bed |
|----------------------|---------|-------------|-----------------------|
| Chevy Colorado | 2016+ | 102024 | long bed |
| Chevy Colorado | 2016+ | 102025 | short bed |
| Chevy Silverado 1500 | 2014-18 | 102022 | standard and long bed |
| Chevy Silverado 1500 | 2014-18 | 102023 | short bed |
| Chevy Silverado 1500 | 2019 | 102542 | |
| GMC Sierra 1500 | 2016+ | 102026 | standard and long bed |
| GMC Sierra 1500 | 2016+ | 102027 | short bed |

DODGE/RAM TRUCKS

MOUNTING SYSTEMS

| | |
|--|--------|
| '19 RAM 1500 2WD & 4WD (NEW BODY STYLE) | |
| Ascent front bumper (ZEON, VR12, VR10, 9.5cti, 9.5xp, XD9i, XD9, M8, VR8) | 103638 |
| Baja Grille Guard Tube | 100472 |
| Ascent rear bumper | 104823 |
| '09-18 RAM 1500 2WD & 4WD (INCLUDES '19 CLASSIC BODY) | |
| Gen II Trans4mer | |
| Bracket Kit (Required) | 90135 |
| Winch Carrier Kit, Mid Frame, Black (ZEON, VR12, VR10, 9.5cti, 9.5xp, XD9i, XD9, M8, VR8) | 88240 |
| Grille Guard Kit, Black | 81610 |
| Short Grille Guard Kit, Black | 84785 |
| Headlamp Guard Kit, Black | 81620 |
| Light Bar Kit, Black | 80143 |
| Receiver Kit, Black | 80149 |
| Bracket Kit (Required) | 90135 |
| Winch Carrier Kit, Mid Frame, Stainless (ZEON, VR12, VR10, 9.5cti, 9.5xp, XD9i, XD9, M8, VR8) | 88245 |
| Grille Guard Kit, Stainless | 81615 |
| Short Grille Guard Kit, Stainless | 84790 |
| Headlamp Guard Kit, Stainless | 81625 |
| Light Bar Kit, Stainless | 80148 |
| Receiver Kit, Black | 80149 |
| Ascent front bumper ('13-18 only) (ZEON, VR12, VR10, 9.5cti, 9.5xp, XD9i, XD9, M8, VR8) | 100922 |
| Baja Grille Guard Tube ('13-18 only) | 100475 |
| Ascent rear bumper ('10-17 only) | 96440 |

| | |
|--|-------|
| '06-08 DODGE RAM 1500 2WD & 4WD INCLUDING "SPORT" PACKAGE | |
| Gen I Trans4mer Grille Guard, Black (30) | 75515 |
| Angled Light Bar, Black | 73745 |
| Brush Guards, Black (Two-Bar Wrap Around) | 72470 |
| Receiver, Black only (use with Trans4mer only) (32) | 29397 |
| Winch Carrier Kit, Mid Frame; Black (ZEON, VR12, VR10, 9.5cti, 9.5xp, XD9i, XD9, M8, VR8) (32) | 29394 |
| Winch Carrier; Black (M8274-50 only) (32) | 62027 |
| '02-05 DODGE RAM 1500 2WD & 4WD INCLUDING "SPORT" PACKAGE | |
| Gen I Trans4mer Grille Guard, Black | 76251 |
| Angled Light Bar, Black | 73745 |
| Receiver, Black only (use with Trans4mer only) (32) | 29397 |
| Winch Carrier Kit, Mid Frame; Black (ZEON, VR12, VR10, 9.5cti, 9.5xp, XD9i, XD9, M8, VR8) (32) | 29394 |
| Winch Carrier; Black (M8274-50 only) (32) | 62027 |
| Hidden Mount (ZEON, ZEON Platinum, VR, 9.5cti, 9.5xp, XD9, M8) | 63670 |
| '11-18 DODGE RAM HD 4500 & 5500 | |
| Gen II Trans4mer | |
| Bracket Kit (Required) | 94329 |
| Winch Carrier Kit, Large Frame, Black (16.5ti, M15, M12, M8274-50) | 90110 |
| Winch Carrier Kit, Mid Frame, Black (ZEON, VR12, VR10, 9.5cti, 9.5xp, XD9i, XD9, M8, VR8) | 88240 |
| Winch Carrier kit; Industrial; Black (Series 15, 12, 9) | 91405 |
| Grille Guard Kit, Black | 81610 |
| Short Grille Guard Kit, Black (31) | 84785 |
| Headlamp Guard Kit, Black | 82695 |
| Light Bar Kit, Black (31) | 80143 |
| Receiver Kit, Black | 80149 |
| Bracket Kit (Required) | 94329 |
| Winch Carrier Kit, Large Frame, Stainless (16.5ti, M15, M12, M8274-50) | 90115 |

- 4WD HUBS FOOTNOTES:**
- (G) Vehicles with full-time 4WD will require a transfer case conversion kit
 - (H) When replacing automatic 3 hole cap screw hubs with manual hubs, you must purchase corresponding spindle nut conversion kit per application chart
 - (J) Not for front axle disconnect systems

- MOUNTING SYSTEMS FOOTNOTES:**
- (10) Not compatible with M8274-50 winch plate 21395
 - (30) Additional drilling/grinding required for factory tow hook equipped vehicles
 - (31) Not compatible when installing M8274-50 winch
 - (32) Will not retain factory tow hooks

DODGE/RAM TRUCKS

MOUNTING SYSTEMS (CONTINUED)

MOUNTING SYSTEMS FOOTNOTES:

(V) 20'/6m Power Lead (PN 32963) or 24'/8m Power Lead (PN 32966) required for winching from rear.

(10) Not compatible with M8274-50 winch plate 21395

(32) Will not retain factory tow hooks

| | |
|---|-------|
| Winch Carrier Kit, Mid Frame, Stainless (ZEON, VR12, VR10, 9.5cti, 9.5xp, XD9i, XD9, M8, VR8) | 88245 |
| Grille Guard Kit, Stainless | 81615 |
| Short Grille Guard Kit, Stainless (31) | 84790 |
| Headlamp Guard Kit, Stainless..... | 82700 |
| Light Bar Kit, Stainless (31)..... | 80148 |
| Receiver Kit, Black | 80149 |

| | |
|---|-------|
| Heavy Duty Bumper With Grille/Brush Guard, Black (10) (16.5ti, M15, M12) | 85886 |
|---|-------|

| | |
|--|-------|
| Heavy Duty Bumper Without Grille/Brush Guard, Black (10) (16.5ti, M15, M12) | 85882 |
|--|-------|

'19 RAM RAM HD 2500 & 3500 2WD & 4WD (NEW BODY STYLE)

| | |
|--|--------|
| Ascent front bumper (ZEON, VR12, VR10, 9.5cti, 9.5xp, XD9i, XD9, M8, VR8) | 104256 |
|--|--------|

| | |
|-------------------------------------|--------|
| Baja Grille Guard Tube | 104825 |
|-------------------------------------|--------|

Gen III Trans4mer

| | |
|--|--------|
| Mid Frame Winch Carrier + Heavy Duty Bracket, Black (Required) (ZEON, VR12, VR10, 9.5cti, 9.5xp, XD9, XD9i, M8, VR8) | 104289 |
|--|--------|

| | |
|--|--------|
| Center Grille Guard for Mid Frame Kit, Black (Optional)..... | 102957 |
|--|--------|

| | |
|---|--------|
| Full Grille Guard for Mid Frame Kit, Black (Optional) | 104821 |
|---|--------|

| | |
|--|--------|
| Large Frame Winch Carrier + Heavy Duty Bracket, Black (Required) (16.5ti, M15, M12, M8274) | 104288 |
|--|--------|

| | |
|--|--------|
| Center Grille Guard for Large Frame Kit, Black (Optional)..... | 102957 |
|--|--------|

| | |
|---|--------|
| Full Grille Guard for Large Frame Kit, Black (Optional) | 104821 |
|---|--------|

'13-18 RAM HD 2500 & 3500 2WD & 4WD

Gen II Trans4mer

| | |
|-----------------------------|-------|
| Bracket Kit (Required)..... | 92130 |
|-----------------------------|-------|

| | |
|--|-------|
| Winch Carrier Kit, Large Frame, Black (16.5ti, M15, M12, M8274-50) | 90110 |
|--|-------|

| | |
|---|-------|
| Winch Carrier Kit, Mid Frame, Black (ZEON, VR12, VR10, 9.5cti, 9.5xp, XD9i, XD9, M8, VR8) | 88240 |
|---|-------|

| | |
|--|-------|
| Winch Carrier kit; Industrial; Black (Series 15, 12, 9)..... | 91405 |
|--|-------|

| | |
|-------------------------------|-------|
| Grille Guard Kit, Black | 81610 |
|-------------------------------|-------|

| | |
|-------------------------------------|-------|
| Short Grille Guard Kit, Black | 84785 |
|-------------------------------------|-------|

| | |
|--------------------------------|-------|
| Headlamp Guard Kit, Black..... | 82695 |
|--------------------------------|-------|

| | |
|----------------------------|-------|
| Light Bar Kit, Black | 80143 |
|----------------------------|-------|

| | |
|---------------------------|-------|
| Receiver Kit, Black | 80149 |
|---------------------------|-------|

| | |
|-----------------------------|-------|
| Bracket Kit (Required)..... | 92130 |
|-----------------------------|-------|

| | |
|--|-------|
| Winch Carrier Kit, Large Frame, Stainless (16.5ti, M15, M12, M8274-50) | 90115 |
|--|-------|

| | |
|---|-------|
| Winch Carrier Kit, Mid Frame, Stainless (ZEON, VR12, VR10, 9.5cti, 9.5xp, XD9i, XD9, M8, VR8) | 88245 |
|---|-------|

| | |
|-----------------------------------|-------|
| Grille Guard Kit, Stainless | 81615 |
|-----------------------------------|-------|

| | |
|---|-------|
| Short Grille Guard Kit, Stainless | 84790 |
|---|-------|

| | |
|------------------------------------|-------|
| Headlamp Guard Kit, Stainless..... | 82700 |
|------------------------------------|-------|

| | |
|--------------------------------|-------|
| Light Bar Kit, Stainless | 80148 |
|--------------------------------|-------|

| | |
|---------------------------|-------|
| Receiver Kit, Black | 80149 |
|---------------------------|-------|

| | |
|---|-------|
| Heavy Duty Bumper With Grille/Brush Guard, Black (10) (16.5ti, M15, M12) | 85886 |
|---|-------|

| | |
|--|-------|
| Heavy Duty Bumper Without Grille/Brush Guard, Black (10) (16.5ti, M15, M12) | 85882 |
|--|-------|

| | |
|--|--------|
| Ascent front bumper (ZEON, VR12, VR10, 9.5cti, 9.5xp, XD9i, XD9, M8, VR8) | 100923 |
|--|--------|

| | |
|-------------------------------------|--------|
| Baja Grille Guard Tube | 100473 |
|-------------------------------------|--------|

| | |
|---|-------|
| Ascent rear bumper ('14-18 only) | 96445 |
|---|-------|

| | |
|--|-------|
| Ascent rear bumper (2013 only)..... | 96440 |
|--|-------|

'10-12 RAM HD 2500 & 3500 2WD & 4WD

Gen II Trans4mer

| | |
|-----------------------------|-------|
| Bracket Kit (Required)..... | 90150 |
|-----------------------------|-------|

| | |
|--|-------|
| Winch Carrier Kit, Large Frame, Black (16.5ti, M15, M12, M8274-50) | 90110 |
|--|-------|

| | |
|---|-------|
| Winch Carrier Kit, Mid Frame, Black (ZEON, VR12, VR10, 9.5cti, 9.5xp, XD9i, XD9, M8, VR8) | 88240 |
|---|-------|

| | |
|--|-------|
| Winch Carrier kit; Industrial; Black (Series 15, 12, 9)..... | 91405 |
|--|-------|

| | |
|-------------------------------|-------|
| Grille Guard Kit, Black | 81610 |
|-------------------------------|-------|

| | |
|-------------------------------------|-------|
| Short Grille Guard Kit, Black | 84785 |
|-------------------------------------|-------|

| | |
|--------------------------------|-------|
| Headlamp Guard Kit, Black..... | 82695 |
|--------------------------------|-------|

| | |
|----------------------------|-------|
| Light Bar Kit, Black | 80143 |
|----------------------------|-------|

| | |
|---------------------------|-------|
| Receiver Kit, Black | 80149 |
|---------------------------|-------|

| | |
|-----------------------------|-------|
| Bracket Kit (Required)..... | 90150 |
|-----------------------------|-------|

| | |
|--|-------|
| Winch Carrier Kit, Large Frame, Stainless (16.5ti, M15, M12, M8274-50) | 90115 |
|--|-------|

| | |
|---|-------|
| Winch Carrier Kit, Mid Frame, Stainless (ZEON, VR12, VR10, 9.5cti, 9.5xp, XD9i, XD9, M8, VR8) | 88245 |
|---|-------|

| | |
|-----------------------------------|-------|
| Grille Guard Kit, Stainless | 81615 |
|-----------------------------------|-------|

| | |
|---|-------|
| Short Grille Guard Kit, Stainless | 84790 |
|---|-------|

| | |
|------------------------------------|-------|
| Headlamp Guard Kit, Stainless..... | 82700 |
|------------------------------------|-------|

| | |
|--------------------------------|-------|
| Light Bar Kit, Stainless | 80148 |
|--------------------------------|-------|

| | |
|---------------------------|-------|
| Receiver Kit, Black | 80149 |
|---------------------------|-------|

| | |
|---|-------|
| Heavy Duty Bumper With Grille/Brush Guard, Black (10) (16.5ti, M15, M12) | 85886 |
|---|-------|

| | |
|--|-------|
| Heavy Duty Bumper Without Grille/Brush Guard, Black (10) (16.5ti, M15, M12) | 85882 |
|--|-------|

| | |
|--|--------|
| Ascent front bumper (ZEON, VR12, VR10, 9.5cti, 9.5xp, XD9i, XD9, M8, VR8) | 100923 |
|--|--------|

| | |
|-------------------------------------|--------|
| Baja Grille Guard Tube | 100473 |
|-------------------------------------|--------|

| | |
|---------------------------------|-------|
| Ascent rear bumper | 96440 |
|---------------------------------|-------|

'06-09 DODGE RAM HD 2500 & 3500 2WD & 4WD; INCLUDING MEGACAB & MEGACAB 1500 (EXCLUDES "SPORT" PACKAGE)

| | |
|--|-------|
| Gen I Trans4mer Grille Guard, Black | 75525 |
|--|-------|

| | |
|-------------------------------|-------|
| Angled Light Bar, Black | 73745 |
|-------------------------------|-------|

| | |
|--|-------|
| Brush Guards, Black (Two-Bar Wrap Around)..... | 72470 |
|--|-------|

| | |
|---|-------|
| Receiver, Black only (use with Trans4mer only) (32) | 29397 |
|---|-------|

| | |
|---|-------|
| Winch Carrier; Black (ZEON, VR12, VR10, 9.5cti, 9.5xp, XD9i, XD9, M8, VR8) (32) | 29394 |
|---|-------|

| | |
|---|-------|
| Winch Carrier; Black (16.5ti, M15, M12, M8274-50) (32)..... | 62027 |
|---|-------|

'06-09 DODGE RAM HD 2500 & 3500 2WD & 4WD; INCLUDING MEGACAB & MEGACAB 1500 *LARAMIE ONLY* (EXCLUDES "SPORT" PACKAGE)

| | |
|--|-------|
| Gen I Trans4mer Grille Guard, Black | 75790 |
|--|-------|

| | |
|-------------------------------|-------|
| Angled Light Bar, Black | 73745 |
|-------------------------------|-------|

| | |
|--|-------|
| Brush Guards, Black (Two-Bar Wrap Around)..... | 72470 |
|--|-------|

| | |
|---|-------|
| Receiver, Black only (use with Trans4mer only) (32) | 29397 |
|---|-------|

| | |
|---|-------|
| Winch Carrier; Black (ZEON, VR12, VR10, 9.5cti, 9.5xp, XD9i, XD9, M8, VR8) (32) | 29394 |
|---|-------|

| | |
|---|-------|
| Winch Carrier; Black (16.5ti, M15, M12, M8274-50) (32)..... | 62027 |
|---|-------|

'03-05 DODGE RAM HD 2500 & 3500 2WD & 4WD (EXCLUDES "SPORT" PACKAGE)

| | |
|--|-------|
| Gen I Trans4mer Grille Guard, Black | 76253 |
|--|-------|

| | |
|-------------------------------|-------|
| Angled Light Bar, Black | 73745 |
|-------------------------------|-------|

| | |
|---|-------|
| Receiver, Black only (use with Trans4mer only) (32) | 29397 |
|---|-------|

| | |
|---|-------|
| Winch Carrier; Black (ZEON, VR12, VR10, 9.5cti, 9.5xp, XD9i, XD9, M8, VR8) (32) | 29394 |
|---|-------|

| | |
|---|-------|
| Winch Carrier; Black (16.5ti, M15, M12, M8274-50) (32)..... | 62027 |
|---|-------|

| | |
|--|-------|
| Multi-Mount Winch Frame (9.5xp, XD9i, XD9, M8, VR10, VR8) (V) (32)..... | 26370 |
|--|-------|

| | |
|--|-------|
| Multi-Mount Winch Frame (ZEON 8, ZEON 10) (32)..... | 89990 |
|--|-------|

| | |
|--|-------|
| Front Receiver (factory tow hooks can be used) (32)..... | 65370 |
|--|-------|

'94-02 DODGE RAM 3/4, 1 TON 2WD & 4WD; '94-01 RAM 1/2 TON 2WD & 4WD (EXCLUDES '02 RAM 1/2 TON NEW BODY STYLE; EXCLUDES '99-02 "SPORT" PACKAGE)

| | |
|--|-------|
| Gen I Trans4mer Grille Guard, Black | 30092 |
|--|-------|

| | |
|-------------------------------|-------|
| Angled Light Bar, Black | 73745 |
|-------------------------------|-------|

| | |
|--|-------|
| Receiver, Black only (use with Trans4mer only) | 29397 |
|--|-------|

| | |
|--|-------|
| Winch Carrier; Black (ZEON, VR12, VR10, 9.5cti, 9.5xp, XD9i, XD9, M8, VR8, M6) | 29394 |
|--|-------|

| | |
|--|-------|
| Winch Carrier; Black (M12, M8274-50) | 62027 |
|--|-------|

| | |
|--|-------|
| Multi-Mount Winch Frame (9.5xp, XD9i, XD9, M8, VR10, VR8) (V) | 26370 |
|--|-------|

| | |
|--|-------|
| Multi-Mount Winch Frame (ZEON 8, ZEON 10) | 89990 |
|--|-------|

| | |
|---|-------|
| Front Receiver (will not work with factory tow hooks) | 31727 |
|---|-------|

DODGE/RAM TRUCKS

| 4WD HUBS | Year | Cautionary Footnotes | Spline Count | Standard Manual PN | Premium Manual PN | Spindle Nut Kit Std/Prem | Hub Service Kit | |
|----------------------------------|--------|----------------------|--------------|--------------------|-------------------|--------------------------|-----------------|-------|
| | | | | | | | Std | Prem |
| 1/2 Ton Pickup | '57-68 | | 19 | | 9072 | | | 7302 |
| 1/2 Ton Pickup & Ramcharger | '69-74 | | 19 | 9790 | 20990 | | 11967 | 20825 |
| 1/2, 3/4 Ton Pickup & Ramcharger | '80-93 | | 19 | 9790 | 20990 | | 11967 | 20825 |
| 3/4 Ton Pickup | '90-93 | | 30 | 11690 | 38826 | | 11714 | 11714 |
| 3/4 Ton Pickup | '57-74 | | 19 | | 9072 | | | 7302 |
| 1 Ton Pickup | '90-93 | | 30 | 11690 | 38826 | | 11714 | 11714 |

| FLARES | Year | Part Number | Long or Short bed |
|----------|---------|-------------|-------------------|
| Ram 1500 | 2013-18 | 102028 | |
| Ram 1500 | 2019 | 102541 | |

FORD

MOUNTING SYSTEMS

'19 RANGER (NOT COMPATIBLE WITH ADAPTIVE CRUISE CONTROL)

Gen III Trans4mer

| | |
|--|--------|
| Non-Winch Full Grille Guard, Black | 103386 |
|--|--------|

| | |
|--|--------|
| Mid Frame Winch Carrier + Heavy Duty Bracket, Black (Required) (ZEON, VR12, VR10, 9.5cti, 9.5xp, XD9, XD9i, M8, VR8) | 103322 |
|--|--------|

| | |
|--|--------|
| Center Grille Guard for Mid Frame Kit, (Optional) Black..... | 104255 |
|--|--------|

| | |
|---|--------|
| Full Grille Guard for Mid Frame Kit, (Optional) Black | 103379 |
|---|--------|

| | |
|---|--------|
| Ascent front bumper (ZEON, VR12, VR10, 9.5cti, 9.5xp, XD9i, XD9, M8, VR8) (33) | 103465 |
|---|--------|

| | |
|---------------------------------|--------|
| Ascent rear bumper | 105863 |
|---------------------------------|--------|

| | |
|-------------------------------------|--------|
| Baja Grille Guard Tube | 104296 |
|-------------------------------------|--------|

'17-19 SUPER DUTY, F-250, F-350, F-450, F-550 (2WD & 4WD)

Gen III Trans4mer

| | |
|-------------------------------------|--------|
| Non-Winch Bumper Guard, Black | 103508 |
|-------------------------------------|--------|

| | |
|--|--------|
| Non-Winch Full Grille Guard, Black | 103014 |
|--|--------|

| | |
|--|--------|
| Mid Frame Winch Carrier + Heavy Duty Bracket, Black (Required) (ZEON, VR12, VR10, 9.5cti, 9.5xp, XD9, XD9i, M8, VR8) | 103011 |
|--|--------|

| | |
|--|--------|
| Center Grille Guard for Mid Frame Kit, Black (Optional)..... | 102957 |
|--|--------|

| | |
|---|--------|
| Full Grille Guard for Mid Frame Kit, Black (Optional) | 103012 |
|---|--------|

| | |
|--|--------|
| Large Frame Winch Carrier + Heavy Duty Bracket, Black (Required) (16.5ti, M15, M12, M8274) | 103010 |
|--|--------|

| | |
|--|--------|
| Center Grille Guard for Large Frame Kit, Black (Optional)..... | 102957 |
|--|--------|

| | |
|---|--------|
| Full Grille Guard for Large Frame Kit, Black (Optional) | 103012 |
|---|--------|

Gen II Trans4mer

| | |
|-----------------------------|-------|
| Bracket Kit (Required)..... | 98080 |
|-----------------------------|-------|

| | |
|--|-------|
| Winch Carrier Kit, Large Frame, Black (16.5ti, M15, M12, M8274-50) | 90110 |
|--|-------|

| | |
|---|-------|
| Winch Carrier Kit, Mid Frame, Black (PowerPlant 9.5 & 12, ZEON, VR12, VR10, 9.5cti, 9.5xp, XD9i, XD9, M8, VR8)..... | 88240 |
|---|-------|

| | |
|--|-------|
| Winch Carrier Kit; Industrial; Black (Series 15, 12, 9)..... | 91405 |
|--|-------|

| | |
|-------------------------------|-------|
| Grille Guard Kit, Black | 98090 |
|-------------------------------|-------|

| | |
|--|-------|
| Short Grille Guard Kit, Black (31) | 84785 |
|--|-------|

| | |
|--------------------------------|-------|
| Headlamp Guard Kit, Black..... | 98095 |
|--------------------------------|-------|

| | |
|--------------------------------|-------|
| Light Bar Kit, Black (31)..... | 80143 |
|--------------------------------|-------|

| | |
|---------------------------|-------|
| Receiver Kit, Black | 80149 |
|---------------------------|-------|

| | |
|-----------------------------|-------|
| Bracket Kit (Required)..... | 98080 |
|-----------------------------|-------|

| | |
|--|-------|
| Winch Carrier Kit, Large Frame, Stainless (16.5ti, M15, M12, M8274-50) | 90115 |
|--|-------|

| | |
|---|-------|
| Winch Carrier Kit, Mid Frame, Stainless (ZEON, VR12, VR10, 9.5cti, 9.5xp, XD9i, XD9, M8, VR8) | 88245 |
|---|-------|

| | |
|-----------------------------------|-------|
| Grille Guard Kit, Stainless | 98205 |
|-----------------------------------|-------|

| | |
|---|-------|
| Short Grille Guard Kit, Stainless (31)..... | 84790 |
|---|-------|

MOUNTING SYSTEMS (CONTINUED)

MOUNTING SYSTEMS FOOTNOTES:

- (V) 20'/6m Power Lead (PN 32963) or 24'/8m Power Lead (PN 32966) required for winching from rear.
- (4) Moves factory bumper forward five inches.
- (5) Intended to be sold with PN 38772.
- (22) Roller Fairlead Cover 25580 recommended.
- (24) Cannot be used with optional factory driving lights.
- (26) Carrier will block the factory fog/driving lights on vehicles so equipped.
- (31) Not compatible when installing M8274-50 winch
- (*1) Moves factory bumper forward five and a half inches.
- (*2) Intended to be sold with PN 70490.

'08-10 SUPER DUTY, F-250, F-350, F-450, F-550 (2WD & 4WD)

Gen II Trans4mer

| | |
|--|-------|
| Bracket Kit (Required)..... | 90130 |
| Winch Carrier Kit, Large Frame, Black (16.5ti, M15, M12, M8274-50)..... | 90110 |
| Winch Carrier Kit, Mid Frame, Black (ZEON, VR12, VR10, 9.5cti, 9.5xp, XD9i, XD9, M8, VR8)..... | 88240 |
| Winch Carrier Kit; Industrial; Black (Series 15, 12, 9)..... | 91405 |
| Grille Guard Kit, Black..... | 80141 |
| Short Grille Guard Kit, Black (31)..... | 85140 |
| Headlamp Guard Kit, Black..... | 80142 |
| Light Bar Kit, Black (31)..... | 80143 |
| Receiver Kit, Black..... | 80149 |
| Bracket Kit (Required)..... | 90130 |
| Winch Carrier Kit, Large Frame, Stainless (16.5ti, M15, M12, M8274-50)..... | 90115 |
| Winch Carrier Kit, Mid Frame, Stainless (ZEON, VR12, VR10, 9.5cti, 9.5xp, XD9i, XD9, M8, VR8)..... | 88245 |
| Grille Guard Kit, Stainless..... | 80146 |
| Light Bar Kit, Stainless (31)..... | 80148 |
| Receiver Kit, Black..... | 80149 |

Gen I Trans4mer

| | |
|---|-------|
| Grille Guard, Black..... | 75810 |
| Angled Light Bar, Black..... | 73745 |
| Receiver, Black only (use with Trans4mer only)..... | 29397 |
| Winch Carrier; Black (ZEON, VR12, VR10, 9.5cti, 9.5xp, XD9i, XD9, M8, VR8)..... | 29394 |
| Winch Carrier; Black (16.5ti, M15, M12, M8274-50) (26)..... | 62027 |

Hidden Mount (16.5ti, M15, M12) (4).....

| | |
|--|-------|
| Skirting Kit (required for above kit)..... | 78319 |
|--|-------|

'05-07 SUPER DUTY, F-250, F-350, F-450, F-550 (2WD & 4WD); EXCLUDES EXCURSION

Gen I Trans4mer

| | |
|---|-------|
| Grille Guard, Black..... | 76256 |
| Angled Light Bar, Black..... | 73745 |
| Receiver, Black only (use with Trans4mer only)..... | 29397 |
| Winch Carrier; Black (ZEON, VR12, VR10, 9.5cti, 9.5xp, XD9i, XD9, M8, VR8)..... | 29394 |
| Winch Carrier; Black (16.5ti, M15, M12, M8274-50) (26)..... | 62027 |
| Multi-Mount Winch Frame (9.5xp, XD9i, XD9, M8, VR8) (V)..... | 26370 |
| Multi-Mount Winch Frame (ZEON 8, ZEON 10)..... | 89990 |
| Front Receiver..... | 70480 |

Hidden Mount (16.5ti, M15, M12) (*1)(*2)(24).....

| | |
|--|-------|
| Skirting Kit (required for above kit)..... | 70490 |
|--|-------|

'99-04 SUPER DUTY, F-250, F-350, F-450, F-550 (2WD & 4WD); '00-04 EXCURSION

Gen I Trans4mer

| | |
|---|-------|
| Grille Guard, Black..... | 76258 |
| Angled Light Bar, Black..... | 73745 |
| Brush Guards, Black (Two-Bar Wrap Around)..... | 38060 |
| Gen I Trans4mer Grille Guard, Stainless..... | 76257 |
| Brush Guards, Stainless (Two-Bar Wrap Around)..... | 60450 |
| Receiver, Black only (use with Trans4mer only)..... | 29397 |
| Winch Carrier; Black (ZEON, VR12, VR10, 9.5cti, 9.5xp, XD9i, XD9, M8, VR8)..... | 29394 |
| Winch Carrier; Black (16.5ti, M15, M12, M8274) (26)..... | 62027 |

Hidden Mount (16.5ti, M15, M12) (4)(5)(22)(24).....

| | |
|--|-------|
| Skirting Kit (required for above kit)..... | 38772 |
|--|-------|

'17-19 F-150 RAPTOR 4WD

Ascent front bumper (includes welded-on grille guard tube).....

| |
|-------|
| 99850 |
|-------|

'18-19 F-150 4WD (FITS STANDARD AND ECOBOOST MODEL; NOT COMPATIBLE WITH VEHICLES EQUIPPED WITH ADAPTIVE CRUISE CONTROL)

Gen II Trans4mer

| | |
|--|--------|
| Bracket Kit (Required)..... | 100836 |
| Winch Carrier Kit, Mid Frame; Black (ZEON, VR12, VR10, 9.5cti, 9.5xp, XD9i, XD9, M8, VR8)..... | 88240 |

| | |
|---|-------|
| Grille Guard Kit, Black..... | 95337 |
| Short Grille Guard Kit, Black (31)..... | 85140 |
| Headlamp Guard Kit, Black..... | 95366 |
| Light Bar Kit, Black (31)..... | 80143 |
| Receiver Kit, Black..... | 80149 |

Ascent front bumper (ZEON, VR12, VR10, 9.5cti, 9.5xp, XD9i, XD9, M8, VR8).....

| | |
|-------------------------------------|--------|
| 100916 | |
| Baja Grille Guard Tube | 100473 |
| Ascent rear bumper..... | 96255 |

'15-17 F-150 4WD (FITS STANDARD AND ECOBOOST MODEL; NOT COMPATIBLE WITH VEHICLES EQUIPPED WITH ADAPTIVE CRUISE CONTROL)

Gen II Trans4mer

| | |
|--|-------|
| Bracket Kit (Required)..... | 95176 |
| Winch Carrier Kit, Mid Frame; Black (ZEON, VR12, VR10, 9.5cti, 9.5xp, XD9i, XD9, M8, VR8)..... | 88240 |
| Grille Guard Kit, Black..... | 95337 |
| Short Grille Guard Kit, Black (31)..... | 85140 |
| Headlamp Guard Kit, Black..... | 95366 |
| Light Bar Kit, Black (31)..... | 80143 |
| Receiver Kit, Black..... | 80149 |

Ascent front bumper (ZEON, VR12, VR10, 9.5cti, 9.5xp, XD9i, XD9, M8, VR8)

| | |
|-------------------------------------|--------|
| 100915 | |
| Baja Grille Guard Tube | 100472 |
| Ascent rear bumper..... | 96255 |

'09-14 F-150 4WD

Gen II Trans4mer

| | |
|--|-------|
| Bracket Kit (Required)..... | 90125 |
| Winch Carrier Kit, Mid Frame; Black (ZEON, VR12, VR10, 9.5cti, 9.5xp, XD9i, XD9, M8, VR8)..... | 88240 |
| Grille Guard Kit, Black..... | 80161 |
| Short Grille Guard Kit, Black (31)..... | 85140 |
| Light Bar Kit, Black (31)..... | 80143 |
| Receiver Kit, Black..... | 80149 |
| Bracket Kit (Required)..... | 90125 |
| Winch Carrier Kit, Mid Frame, Stainless (ZEON, VR12, VR10, 9.5cti, 9.5xp, XD9i, XD9, M8, VR8)..... | 88245 |
| Grille Guard Kit, Stainless..... | 80157 |
| Light Bar Kit, Stainless (31)..... | 80148 |
| Receiver Kit, Black..... | 80149 |

'11-14 F-150 4WD W/ECOBOOST

Gen II Trans4mer

| | |
|--|-------|
| Bracket Kit (Required)..... | 88070 |
| Winch Carrier Kit, Mid Frame; Black (ZEON, VR12, VR10, 9.5cti, 9.5xp, XD9i, XD9, M8, VR8)..... | 88240 |
| Grille Guard Kit; Black..... | 80161 |
| Short Grille Guard Kit; Black (31)..... | 85140 |
| Light Bar Kit, Black (31)..... | 80143 |
| Receiver Kit, Black..... | 80149 |
| Bracket Kit (Required)..... | 88070 |
| Winch Carrier Kit, Mid Frame, Stainless (ZEON, VR12, VR10, 9.5cti, 9.5xp, XD9i, XD9, M8, VR8)..... | 88245 |
| Grille Guard Kit, Stainless..... | 80157 |
| Light Bar Kit, Stainless (31)..... | 80148 |
| Receiver Kit, Black..... | 80149 |

'06-08 F-150 4WD

Gen I Trans4mer Grille Guard, Black (requires 29394 winch carrier).....

| | |
|---|-------|
| 75505 | |
| Angled Light Bar, Black..... | 73745 |
| Brush Guards, Black (Two-Bar Wrap Around)..... | 66405 |
| Winch Carrier; Black (ZEON, VR12, VR10, 9.5cti, 9.5xp, XD9i, XD9, M8, VR8)..... | 29394 |

'04-05 F-150 4WD

Gen I Trans4mer Grille Guard, Black.....

| | |
|--|-------|
| 76259 | |
| Angled Light Bar, Black..... | 73745 |
| Brush Guards, Black (Two-Bar Wrap Around)..... | 66405 |

MOUNTING SYSTEMS (CONTINUED)

Gen I Trans4mer Grille Guard, Stainless.....

| | |
|---|-------|
| 76260 | |
| Angled Light Bar, Stainless..... | 73753 |
| Receiver, Black only (use with Trans4mer only)..... | 29397 |
| Winch Carrier; Black (ZEON, VR12, VR10, 9.5cti, 9.5xp, XD9i, XD9, M8, VR8)..... | 29394 |

'99-03 F-150 & F-250 LIGHT DUTY 4WD ONLY, '99-02 EXPEDITION 4WD, '01-03 SUPER CREW 4WD

Gen I Trans4mer Grille Guard, Black.....

| | |
|---|-------|
| 39680 | |
| Angled Light Bar, Black..... | 73745 |
| Receiver, Black only (use with Trans4mer only)..... | 29397 |
| Winch Carrier; Black (ZEON, VR12, VR10, 9.5cti, 9.5xp, XD9i, XD9, M8, VR8)..... | 29394 |
| Winch Carrier; Black (M12, M8274-50)..... | 62027 |

Hidden Mount (9.5cti, 9.5xp, XD9i, XD9, M8, VR8) (14)(19).....

| |
|-------|
| 34701 |
|-------|

Multi-Mount Winch Frame (9.5xp, XD9i, XD9, M8, VR8) (V).....

| | |
|---|-------|
| 26370 | |
| Multi-Mount Winch Frame (ZEON 8, ZEON 10)..... | 89990 |

'97-98 F-150 & F-250 LIGHT DUTY 4WD ONLY, EXPEDITION 4X4

Hidden Mount (ZEON, ZEON Platinum, VR, 9.5cti, 9.5xp, XD9, M8) (17)(33).....

| |
|-------|
| 34701 |
|-------|

Multi-Mount Winch Frame (9.5xp, XD9i, XD9, M6, VR8) (V)(33).....

| | |
|--|-------|
| 26370 | |
| Multi-Mount Winch Frame (PowerPlant 9.5) (V)(33)..... | 75330 |
| Multi-Mount Winch Frame (ZEON 8, ZEON 10)(33)..... | 89990 |
| Front Receiver..... | 33088 |
| Adapter Kit (use on vehicles without factory tow hooks)..... | 37174 |

| 4WD HUBS | Year | Cautionary Footnotes | Spline Count | Standard Manual PN | Premium Manual PN | Spindle Nut Kit Std/Prem | Hub Service Kit | |
|--------------------------------|----------|----------------------|--------------|--------------------|-------------------|--------------------------|-----------------|-------|
| | | | | | | | Std | Prem |
| Bronco II, Ranger | '83-89 | E, D | 23 | 29070 | | 27988 | 39128 | |
| Explorer | '90-94 | D, E | 27 | 29071 | | 32720 | 39128 | |
| Ranger | '90-97 | E, D | 27 | 29071 | | 32720 | 39128 | |
| Bronco | '66-96 | B, C, H | 19 | 9790 | 20990 | 32720 | 11967 | 20825 |
| 1/2 Ton Pickup | '59-96 | B, C, H | 19 | 9790 | 20990 | 32720 | 11967 | 20825 |
| 3/4 Ton Pickup | '59-75 | | 19 | 9790 | 20990 | | 11967 | 20825 |
| 3/4 Ton Pickup, Light Duty | '77.5-97 | H | 19 | 9790 | 20990 | 32720 | 11967 | 20825 |
| 3/4 Ton Pickup, Heavy Duty | '63-77 | G | 19 | | 9072 | | | 7302 |
| 3/4 Ton Pickup, Heavy Duty | '78-97 | H | 30 | 11690 | 38826 | 32721 | 11714 | 11714 |
| 1 Ton Pickup | '78-97 | H | 30 | 11690 | 38826 | 32721 | 11714 | 11714 |
| Super Duty (F-250/350) | '99-04 | K | 30 | 11690 | 38826 | | 11714 | 11714 |
| Excursion | '99-05 | | 30 | 11690 | 38826 | | 11714 | 11714 |
| Super Duty (F-250/350/450/550) | '05-20 | | 35 | | 95060 (Black) | | | 95080 |
| Super Duty (F-250/350/450/550) | '05-20 | | 35 | | 95070 (Chrome) | | | 95080 |

| FLARES | Year | Part Number | Long or Short bed |
|-----------------|--------|-------------|-------------------|
| Ford F150 | 2018+ | 102019 | |
| Ford F150 | '15-17 | 102020 | |
| Ford F250, F350 | 2017+ | 102021 | |
| Ford Ranger | 2019 | 102547 | |

'92-96 F-SERIES PICKUP 1/2, 3/4, 1 TON; BRONCO (INCLUDES COMMERCIAL F-350 & SUPER DUTY), '97 F-250 HEAVY DUTY & F-350

Gen I Trans4mer Grille Guard, Black.....

| | |
|--|-------|
| 29757 | |
| Angled Light Bar, Black..... | 73745 |
| Receiver, Black only (use with Trans4mer only)..... | 29397 |
| Winch Carrier; Black (PowerPlant 9.5 6 12, ZEON, VR12, VR10, 9.5cti, 9.5xp, XD9i, XD9, M8, VR8)..... | 29394 |
| Winch Carrier; Black (M12, M8274-50)..... | 62027 |

Multi-Mount Winch Frame (9.5xp, XD9i, XD9, M8, VR8) (V).....

| | |
|---|-------|
| 26370 | |
| Multi-Mount Winch Frame (ZEON 8, ZEON 10)..... | 89990 |
| Front Receiver K..... | 28070 |

'87-91 F-SERIES PICKUP 1/2, 3/4, 1 TON; BRONCO

Multi-Mount Winch Frame (9.5xp, XD9i, XD9, M8, VR8) (V).....

| | |
|---|-------|
| 26370 | |
| Multi-Mount Winch Frame (ZEON 8, ZEON 10)..... | 89990 |
| Front Receiver..... | (6) |

'80-86 F-SERIES PICKUP 1/2, 3/4, 1 TON; BRONCO

Multi-Mount Winch Frame (9.5xp, XD9i, XD9, M8, VR8) (V).....

| | |
|---|-------|
| 26370 | |
| Multi-Mount Winch Frame (ZEON 8, ZEON 10)..... | 89990 |
| Front Receiver..... | (6) |

'98-03 RANGER 4WD

Gen I Trans4mer Grille Guard, Black (25).....

| | |
|--|-------|
| 37133 | |
| Light Bar, Black (*)..... | 29169 |
| Brush Guards, Black (Non-Wrap Around)..... | 30146 |
| Winch Carrier; Black (VR10, XD9i, XD9, M8, VR8) (I)..... | 29165 |

MOUNTING SYSTEMS FOOTNOTES:

- (I) Must be revision #B0 for 9000 winch PN 27550 or 28500.
- (V) 20'/6m Power Lead (PN 32963) or 24'/8m Power Lead (PN 32966) required for winching from rear.
- (6) Front Receiver applications (does not fit diesels) '80-91 Pickup 1/2 Ton (2 & 4WD) and 3/4 Ton 2WD is PN 25862. '80-91 Pickup 3/4 Ton 4WD with leaf springs is PN 25852.
- (14) Must be Rev. B0 for '99-00 models.
- (17) Must be Rev. B0 for H59000 winch PN 47550, 48500.
- (19) Requires factory tow hooks or Adapter Kit PN 37174.
- (25) Must be Revision B0 for 2001 and later models.
- (*1) Cannot be used with winch carrier when winch is mounted
- (33) Requires Factory Tow Hooks or Adapter Kit

4WD HUBS FOOTNOTES:

- B Will not fit '87-early '88 model vehicles, flange mount. (Dealer item only. See Ford parts & service).
- D Very early '90 vehicles with 23 tooth axle spline require 1989 model hubs.
- E When replacing factory automatic hubs with manual hubs, you must also purchase Spindle Nut Conversion Kit #27988 for '83-89 vehicles; Conversion Kit #32720 for '90-97.
- G Vehicles with full-time 4WD will require a transfer case conversion kit.
- H When replacing automatic 3 hole cap screw hubs with manual hubs, you must purchase corresponding spindle nut conversion kit per application chart.
- K Will not fit dual wheel application.

INTERNATIONAL HARVESTER

| 4WD HUBS | Year | Cautionary Footnotes | Spline Count | Standard Manual PN | Premium Manual PN | Spindle Nut Kit Std/Prem | Hub Service Kit | |
|---------------------------|--------|----------------------|--------------|--------------------|-------------------|--------------------------|-----------------|-------|
| | | | | | | | Std | Prem |
| Scout | '61-70 | | 10 | | 29062 | | | 7300 |
| Scout II, Terra, Traveler | '71-80 | | 27 | | 9062 | | | 7300 |
| 1/2 Ton Pickup, Travelall | '68-75 | | 19 | 9790 | 20990 | | 11967 | 20825 |
| 1/2 Ton, 3/4 Ton Pickup | '56-72 | | 19 | | 9072 | | | 7302 |

ISUZU

| 4WD HUBS | Year | Cautionary Footnotes | Spline Count | Standard Manual PN | Premium Manual PN | Spindle Nut Kit Std/Prem | Hub Service Kit | |
|------------|--------|----------------------|--------------|--------------------|-------------------|--------------------------|-----------------|-------|
| | | | | | | | Std | Prem |
| Amigo | '87-99 | | 17 | | 61385 | | | 61693 |
| Rodeo | '91-99 | | 17 | | 61385 | | | 61693 |
| Trooper II | '87-99 | | 17 | | 61385 | | | 61693 |

JEEP

MOUNTING SYSTEMS/FRONT BUMPERS

'18-19 JEEP WRANGLER JL AND GLADIATOR JT

| | |
|---|--------|
| Crawler Series Front Bumper with grille guard tube (winch mounts directly to bumper) (VR12, VR10, ZEON, 9.5cti, 9.5xp, XD9i, XD9, M8, VR8) | 102146 |
| Crawler Series Front Bumper without grille guard tube (winch mounts directly to bumper) (VR12, VR10, ZEON, 9.5cti, 9.5xp, XD9i, XD9, M8, VR8) | 102145 |
| Crawler Series Stubby Bumper with grille guard tube (winch mounts directly to bumper) (VR12, VR10, ZEON, 9.5cti, 9.5xp, XD9i, XD9, M8, VR8) | 102520 |
| Crawler Series Stubby Bumper without grille guard tube (winch mounts directly to bumper) (VR12, VR10, ZEON, 9.5cti, 9.5xp, XD9i, XD9, M8, VR8) | 102510 |
| Skid Plate for Elite/Crawler Series bumper (fits all Elite and Crawler Series front bumpers above) | 101445 |
| Mounting Plate Kit for Crawler Series front bumper (M8274-50) | 102705 |
| Elite Series Front Bumper with grille guard tube (winch mounts directly to bumper) (VR12, VR10, ZEON, XD9i, XD9, M8, VR8) | 101337 |
| Elite Series Front Bumper without grille guard tube (winch mounts directly to bumper) (VR12, VR10, ZEON, XD9i, XD9, M8, VR8) | 101335 |
| Elite Series Stubby Front Bumper with grille guard tube (winch mounts directly to bumper) (VR12, VR10, ZEON, XD9i, XD9, M8, VR8) | 101330 |
| Elite Series Stubby Front Bumper without grille guard tube (winch mounts directly to bumper) (VR12, VR10, ZEON, XD9i, XD9, M8, VR8) | 101325 |
| Skid Plate for Elite/Crawler Series Bumper (fits all Elite and Crawler Series front bumpers above) | 101445 |
| Winch mount plate (for use with OE factory winch ready bumper only) (VR12, VR10, ZEON, XD9, M8, VR8) | 101255 |
| Grille Guard Tube - Low (fits Jeep JK Rubicon Mopar OE bumper) | 102355 |
| Grille Guard Tube - Standard (fits Jeep JK Rubicon Mopar OE bumper) | 102350 |
| Grille Guard Tube - Stinger (fits Jeep JK Rubicon Mopar OE bumper) | 102346 |

'07-18 JEEP WRANGLER JK (INCLUDES RUBICON, UNLIMITED, UNLIMITED RUBICON, 2 DOOR/4 DOOR; 2WD/4WD)

| | |
|---|--------|
| Crawler Series Front Bumper full width with grille guard tube (winch mounts directly to bumper) (VR12, VR10, ZEON, 9.5cti, 9.5xp, XD9i, XD9, M8, VR8) | 102146 |
| Crawler Series Front Bumper full width without grille guard tube (winch mounts directly to bumper) (VR12, VR10, ZEON, 9.5cti, 9.5xp, XD9i, XD9, M8, VR8) | 102145 |
| Crawler Series Stubby Bumper with grille guard tube (winch mounts directly to bumper) (VR12, VR10, ZEON, 9.5cti, 9.5xp, XD9i, XD9, M8, VR8) | 102520 |
| Crawler Series Stubby Bumper without grille guard tube (winch mounts directly to bumper) (VR12, VR10, ZEON, 9.5cti, 9.5xp, XD9i, XD9, M8, VR8) | 102510 |
| Skid Plate for Elite/Crawler Series bumper (fits all Elite and Crawler Series front bumpers above) | 101565 |
| Mounting Plate Kit for Crawler Series front bumper (M8274-50) | 102705 |
| Elite Series Front Bumper with grille guard tube (winch mounts directly to bumper) (VR12, VR10, ZEON, XD9i, XD9, M8, VR8) | 101465 |
| Elite Series Front Bumper without grille guard tube (winch mounts directly to bumper) (VR12, VR10, ZEON, XD9i, XD9, M8, VR8) | 101420 |
| Elite Series Stubby Front Bumper with grille guard tube (winch mounts directly to bumper) (VR12, VR10, ZEON, XD9i, XD9, M8, VR8) | 101450 |
| Elite Series Stubby Front Bumper without grille guard tube (winch mounts directly to bumper) (VR12, VR10, ZEON, XD9i, XD9, M8, VR8) | 101410 |
| Skid Plate for Elite Series Bumper | 101565 |
| Mounting Plate Kit for factory front bumper (fits '12-17 only) (VR12, VR10, ZEON, 9.5cti, 9.5xp, XD9i, XD9, M8, VR8) | 88140 |
| Mounting Plate Kit for factory front bumper (fits '07-11 only) (VR12, VR10, ZEON, 9.5cti, 9.5xp, XD9i, XD9, M8, VR8) | 74247 |
| Mounting Plate Kit for factory front bumper (fits '12-17 only) (M8274-50) | 88418 |

JEEP

MOUNTING SYSTEMS (CONTINUED)

| | |
|--|-------|
| Mounting Plate Kit for factory front bumper (fits '07-11 only) (M8274-50) | 74249 |
| '97-06 WRANGLER TJ | |
| Rock Crawler Stubby Front Bumper Bumper without grille guard tubes (Includes winch mounting plate) (VR12, VR10, ZEON, 9.5cti, 9.5xp, XD9i, XD9, M8, VR8) (15) | 87700 |
| Rock Crawler Front Bumper Bumper only (order mounting plate below to mount winch) | 61853 |
| Mounting Plate Kit for factory bumper or WARN Rock Crawler Bumper (VR12, VR10, ZEON, 9.5cti, 9.5xp, XD9i, XD9, M8, VR8) (0) | 37170 |
| (M8274-50) (9) | 38671 |
| Grille Guard Tube For factory front bumper (8)(11) | 37171 |
| For WARN Rock Crawler Bumper (8)(11) | 61855 |
| '87-95 WRANGLER YJ; '91 RENEGADE | |
| Rock Crawler Front Bumper Bumper only (order mounting plate below to mount winch) | 61856 |

REAR BUMPERS

'18-19 JEEP WRANGLER JL (INCLUDES RUBICON, UNLIMITED, UNLIMITED RUBICON, 2 DOOR/4 DOOR; 2WD/4WD)

| | |
|--|--------|
| Elite Series Rear Bumper (designed to accept separate tire carrier) | 102190 |
| Tire carrier (designed for use with PN 102190) | 102255 |
| Rotopax Mount (for use with PN 102255) | 102668 |
| Offroad jack mount (for use with 89800 tire carrier) | 102670 |
| Elite Series Rear Bumper (bumper only) (will not accept tire carrier) | 102410 |
| '07-18 JEEP WRANGLER JK (INCLUDES RUBICON, UNLIMITED, UNLIMITED RUBICON, 2 DOOR/4 DOOR; 2WD/4WD) | |
| Elite Series Rear Bumper (designed to accept tire carrier) (sold separately) (Can be used with factory tailgate mounted tire carrier with stock size tires) | 89525 |
| Tire carrier | 89800 |
| Offroad jack mount (for use with 89800 tire carrier) | 90030 |
| Rock Crawler Rear Bumper (designed to accept tire carrier)(sold separately) | 74300 |
| Tire Carrier (for use with PN 74300) | 74299 |

| | |
|--|-------|
| Mounting Plate Kit for factory bumper or WARN Rock Crawler Bumper (VR12, VR10, 9.5cti, 9.5xp, XD9i, XD9, M8, VR8) | 21390 |
| (M8274-50) | 21395 |
| Grille Guard Tube For WARN Rock Crawler Bumper (10)(13) | 61858 |
| '76-86 CJ, SCRAMBLER | |
| Rock Crawler Front Bumper Bumper only (order mounting plate below to mount winch) | 61859 |
| Mounting Plate Kit for factory bumper or WARN Rock Crawler Bumper (VR12, VR10, ZEON, 9.5cti, 9.5xp, XD9i, XD9, M8, VR8) | 13910 |
| (M8274-50) | 11310 |
| Grille Guard Tube For WARN Rock Crawler Bumper (12) | 61861 |
| '99-02 GRAND CHEROKEE | |
| Multi-Mount Winch frame (M6000) (V) | 26370 |
| Front Receiver (Rated for use with the M6000 and M6000 SDP only) | 61768 |

- MOUNTING SYSTEMS FOOTNOTES:**
- (0) Will fit standard bumper and factory optional Jeep tube bumper.
- (V) 20'/6m Power Lead (PN 32963) or 24'/8m Power Lead (PN 32966) required for winching from rear.
- (8) Hard Winch Cover not compatible with Grille Guard.
- (9) Will not mount to Mopar accessory tube bumper.
- (10) Not compatible with M8274-50 winch plate 21395.
- (11) Requires winch plate 37170.
- (12) Requires winch plate 13910 or 11310.
- (13) Requires Rock Crawler front bumper 61856.
- (15) Not compatible with M8274-50 winch

'97-06 TJ WRANGLER (INCLUDES RUBICON AND UNLIMITED)

| | |
|---|-------|
| Rock Crawler Rear Bumper (will not accept tire carrier) | 61857 |
| Rock Crawler Rear Bumper (designed to accept tire carrier) (sold separately) | 65508 |
| Tire carrier (for use with PN 65508) | 64337 |
| '87-96 YJ WRANGLER | |
| Rock Crawler Rear Bumper (will not accept tire carrier) | 61857 |
| Rock Crawler Rear Bumper (designed to accept tire carrier) (sold separately) | 65509 |
| Tire carrier (for use with PN 65509) | 64337 |

'76-86 CJ5, CJ7, CJ8

| | |
|---|-------|
| Rock Crawler Rear Bumper (will not accept tire carrier) | 61860 |
| Rock Crawler Rear Bumper (designed to accept tire carrier) (sold separately)(30) | 62947 |
| Tire carrier (for use with PN 62947) | 63253 |

- MOUNTING SYSTEMS FOOTNOTES:**
- (30) Some vehicles may require additional spacers to fit bumper. Contact Warm Customer Service if needed.

JEEP

JEEP BODY ARMOR FOOTNOTES:

1 Excludes Rubicon model

JEEP ACCESSORIES

| | Part Number |
|---------------------------------------|-------------|
| JL Rubicon Bumper Recovery Point | 102370 |
| Rubicon Accs - Winch Carrier | 101255 |
| Rubicon Accs - Hook Stay red | 102300 |
| Rubicon Accs - Hook Stay blk | 102222 |
| Rubicon Accs - grille guard - stinger | 102346 |
| Rubicon Accs - grille guard - mid | 102350 |
| Rubicon Accs - grille guard - low | 102355 |
| 2018+ Jeep JK & JL Doors - Front | 103101 |
| 2018+ Jeep JK & JL Doors - Rear | 103102 |
| 2018+ Jeep JK & JL Doors - Armrest | 104290 |

JEEP BODY ARMOR

| | Year/Model | Part Number |
|---------------------------------|------------------------|-------------|
| Rock Sliders | 07-17 JK - 2 Door | 74580 |
| Rock Sliders | 07-17 JK - 4 Door | 74575 |
| Rock Sliders | 04-06 TJ Unlimited | 69875 |
| Rock Sliders | 03-06 TJ | 71500 |
| Rock Sliders | 97-02 TJ | 63002 |
| Rock Sliders | '87-96 YJ | 63003 |
| Rock Sliders | '76-86 CJ7 | 63004 |
| Oil Pan Skid Plate ¹ | '97-03 TJ (6-cylinder) | 65020 |
| Fuel Tank Skid Plate | '97-06 TJ | 67820 |
| Fuel Tank Skid Plate | '87-96 YJ | 66550 |
| Steering Box Skid Plate | 97-06 TJ | 64250 |

| | Axle | Part Number |
|---------------------------------|---------|-------------|
| Differential Skid Plate (Black) | Dana 30 | 65443 |
| Differential Skid Plate (Black) | Dana 44 | 65447 |

JEEP HUBS FOOTNOTES:

A Very early vehicles may require that the threaded axle end be cut off.

F Will not fit vehicles with factory optional chrome wheels.

G Vehicles with full-time 4WD will require a transfer case conversion kit.

| 4WD HUBS | Year | Cautionary Footnotes | Spline Count | Standard Manual PN | Premium Manual PN | Spindle Nut Kit Std/Prem | Hub Service Kit | |
|--|-------------|----------------------|--------------|--------------------|-------------------|--------------------------|-----------------|-------|
| | | | | | | | Std | Prem |
| CJ, Universal, M38A1, Willys | '71 & Prior | A | 10 | | 29062 | | | 7300 |
| CJ, Universal (6 bolt) | '72-80 | G | 27 | | 9062 | | | 7300 |
| CJ, Universal Scrambler (5 bolt) | '81-86 | F | 27 | 28751 | | | | |
| Jeepster C101 Commando | '66-71 | | 10 | | 29062 | | | 7300 |
| Jeepster C104 | '72-73 | | 27 | | 9062 | | | 7300 |
| Gladiator, Wagoneer, Pickup | '73 & Prior | | 10 | | 29062 | | | 7300 |
| Full Size Wagoneer, Cherokee, J-10 Pickup, Commander | '74-91 | G | 19 | 9790 | 20990 | | 11967 | 20825 |
| J-20 Pickup (heavy axle) | '72-76 | | 19 | | 9072 | | | 7302 |
| J-20 Pickup | '77-87 | | 19 | 9790 | 20990 | | 29062 | 20825 |
| Jeep Station Wagon, Pickup | '65 & Prior | | 10 | | 29062 | | | 7300 |

KIA

| 4WD HUBS | Year | Cautionary Footnotes | Spline Count | Standard Manual PN | Premium Manual PN | Spindle Nut Kit Std/Prem | Hub Service Kit | |
|------------------|--------|----------------------|--------------|--------------------|-------------------|--------------------------|-----------------|------|
| | | | | | | | Std | Prem |
| Sportage, Retona | '95-02 | | 26 | 60247 | | | | |

MAZDA

MAZDA HUBS FOOTNOTES:

E When replacing factory automatic hubs with manual hubs, you must also purchase Spindle Nut Conversion Kit #27988 for '83-89 vehicles; Conversion Kit #32720 for '90-97

| 4WD HUBS | Year | Cautionary Footnotes | Spline Count | Standard Manual PN | Premium Manual PN | Spindle Nut Kit Std/Prem | Hub Service Kit | |
|----------|--------|----------------------|--------------|--------------------|-------------------|--------------------------|-----------------|------|
| | | | | | | | Std | Prem |
| Pickup | '94-97 | E | 27 | 29071 | | 32720 | 39128 | |
| Navajo | '90-94 | E | 27 | 29071 | | 32720 | 39128 | |

NISSAN

| 4WD HUBS | Year | Cautionary Footnotes | Spline Count | Standard Manual PN | Premium Manual PN | Spindle Nut Kit Std/Prem | Hub Service Kit | |
|--|----------|----------------------|--------------|--------------------|-------------------|--------------------------|-----------------|-------|
| | | | | | | | Std | Prem |
| Pickup, Pathfinder | '86.5-89 | I | 27 | | 28739 | | | 29061 |
| Pickup, 4 cylinder | '90-93 | I | 27 | | 28739 | | | 29061 |
| Pickup (incl. Frontier), 4 cyl. | '94-01 | I | 28 | | 29091 | | | 29061 |
| Pickup (incl. Frontier), Pathfinder, 6 cyl | '90-01 | I | 28 | | 29091 | | | 29061 |
| Xterra | '00 | I | 28 | | 29091 | | | 29061 |

NISSAN HUBS FOOTNOTES:

I Hub Set includes Stud Kit (PN 38003)

SUZUKI

| 4WD HUBS | Year | Cautionary Footnotes | Spline Count | Standard Manual PN | Premium Manual PN | Spindle Nut Kit Std/Prem | Hub Service Kit | |
|--------------------------------|--------|----------------------|--------------|--------------------|-------------------|--------------------------|-----------------|------|
| | | | | | | | Std | Prem |
| Samurai, Sierra | '82-01 | J | 26 | | 34581 | | | 7309 |
| Sidekick, X-90, Vitara, Escudo | '89-01 | J | 26 | 39198 | 34581 | | | 7309 |

SUZUKI HUBS FOOTNOTES:

J Not for front axle disconnect systems

TOYOTA

MOUNTING SYSTEMS AND BUMPERS

'16-19 TACOMA 4WD PICKUP

| | |
|--|--------|
| Ascent front bumper (ZEON, 9.5cti, 9.5xp, XD9i, XD9, M8, VR12, VR10, VR8) | 100927 |
| Baja Grille Guard Tube..... | 100476 |
| Ascent rear bumper..... | 98054 |

Semi-Hidden Mount

(ZEON, 9.5cti, 9.5xp, XD9i, XD9, M8, VR12, VR10, VR8) 100044

'12-15 TACOMA 4WD PICKUP

| | |
|---|-------|
| Gen I Trans4mer Grille Guard, Black..... | 89125 |
| Angled Light Bar, Black..... | 73745 |
| Receiver, Black only (use with Trans4mer only) (G)..... | 29397 |
| Winch Carrier; Black (VR12, VR10, ZEON, 9.5cti)..... | 29394 |

Semi-Hidden Mount Kit - Gen 2.5.....

102874

'05-11 TACOMA 4WD PICKUP

| | |
|---|-------|
| Gen I Trans4mer Grille Guard, Black..... | 71250 |
| Angled Light Bar, Black..... | 73745 |
| Brush Guards, Black (Two-Bar Wrap Around)..... | 71754 |
| Receiver, Black only (use with Trans4mer only) (G)..... | 29397 |
| Winch Carrier; Black (VR12, VR10, ZEON, 9.5cti)..... | 29394 |

Semi-Hidden Mount Kit - Gen 2.5.....

102876

'01-04 TACOMA 4WD PICKUP

| | |
|---|-------|
| Gen I Trans4mer Grille Guard, Black..... | 63065 |
| Angled Light Bar, Black..... | 73745 |
| Receiver, Black only (use with Trans4mer only) (G)..... | 29397 |
| Winch Carrier; Black (ZEON, 9.5cti, 9.5xp, XD9i, XD9, M8, VR12, VR10, VR8)..... | 29394 |

'98-00 TACOMA 4WD PICKUP, '98-00 PRERUNNER

| | |
|---|-------|
| Gen I Trans4mer Grille Guard, Black..... | 37172 |
| Angled Light Bar, Black..... | 73745 |
| Receiver, Black only (use with Trans4mer only) (G)..... | 29397 |
| Winch Carrier; Black (ZEON, 9.5cti, 9.5xp, XD9i, XD9, M8, VR12, VR10, VR8)..... | 29394 |

| | |
|--|-------|
| Multi-Mount Winch Frame (9.5xp, XD9i, XD9, M8, VR10, VR8) (V)..... | 26370 |
| Multi-Mount Winch Frame (ZEON 8, ZEON 10)..... | 89990 |
| Front Receiver (11)..... | 33025 |

'95-97 TACOMA 4WD PICKUP

| | |
|---|-------|
| Gen I Trans4mer Grille Guard, Black..... | 32522 |
| Angled Light Bar, Black..... | 73745 |
| Receiver, Black only (use with Trans4mer only) (G)..... | 29397 |
| Winch Carrier; Black (ZEON, 9.5cti, 9.5xp, XD9i, XD9, M8, VR12, VR10, VR8)..... | 29394 |

Multi-Mount Winch Frame (9.5xp, XD9i, XD9, M8, VR10, VR8) (V).....

| | |
|--|-------|
| 26370 | |
| Multi-Mount Winch Frame (ZEON 8, ZEON 10)..... | 89990 |
| Front Receiver..... | 33025 |

'14-19 TUNDRA 2WD & 4WD

| | |
|---|-------|
| Gen I Trans4mer Grille Guard, Black..... | 94694 |
| Angled Light Bar, Black..... | 73745 |
| Brush Guards, Black (Two-Bar Wrap Around)..... | 76378 |
| Receiver, Black only (use with Trans4mer only)..... | 29397 |
| Winch Carrier; Black (ZEON, 9.5cti, 9.5xp, XD9i, XD9, M8, VR12, VR10, VR8)..... | 29394 |

Ascent front bumper (ZEON, 9.5cti, 9.5xp, XD9i, XD9, M8, VR12, VR10, VR8).....

| | |
|-----------------------------|--------|
| 99777 | |
| Baja Grille Guard Tube..... | 100472 |
| Ascent rear bumper..... | 100360 |

Semi-Hidden Mount Kit.....

103209

'07-13 TUNDRA 2WD & 4WD

| | |
|---|-------|
| Gen I Trans4mer Grille Guard, Black..... | 76380 |
| Angled Light Bar, Black..... | 73745 |
| Brush Guards, Black (Two-Bar Wrap Around)..... | 76378 |
| Receiver, Black only (use with Trans4mer only)..... | 29397 |
| Winch Carrier; Black (ZEON, 9.5cti, 9.5xp, XD9i, XD9, M8, VR12, VR10, VR8)..... | 29394 |

'03-06 TUNDRA 2WD & 4WD

| | |
|---|-------|
| Gen I Trans4mer Grille Guard, Black (31)..... | 68505 |
| Angled Light Bar, Black..... | 73745 |
| Receiver, Black only (use with Trans4mer only)..... | 29397 |
| Winch Carrier; Black (ZEON, 9.5cti, 9.5xp, XD9i, XD9, M8, VR12, VR10, VR8)..... | 29394 |

MOUNTING SYSTEMS FOOTNOTES:

(G) For Tacoma, 29397 must be revision #B0 (or later).

(V) 20'/6m Power Lead (PN 32963) or 24'/8m Power Lead (PN 32966) required for winching from rear.

(11) Must be revision #B0

(31) Must be revision #B0 for Double Cab

MOUNTING SYSTEMS (CONTINUED)

MOUNTING SYSTEMS FOOTNOTES:
 (V) 20'/6m Power Lead (PN 32963) or 24'/8m Power Lead (PN 32966) required for winching from rear.

| | |
|---|--------|
| '00-02 TUNDRA 2WD & 4WD | |
| Gen I Trans4mer Grille Guard, Black..... | 60097 |
| Angled Light Bar, Black..... | 73745 |
| Receiver, Black only (use with Trans4mer only)..... | 29397 |
| Winch Carrier, Black (ZEON, 9.5cti, 9.5xp, XD9i, XD9, M8, VR12, VR10, VR8)..... | 29394 |
| '14-19 4Runner | |
| Semi-Hidden mount (ZEON, 9.5cti, 9.5xp, XD9, M8, VR12, VR10, VR8)..... | 100022 |
| '06-14 FJ CRUISER | |
| Semi-Hidden Mount Kit | 103220 |
| '92-95 4WD PICKUP, HILUX (EXCLUDES TACOMA) | |
| Rock Crawler Front Bumper (9.5cti, 9.5xp, XD9i, XD9, M8, M6, VR12, VR10, VR8)..... | 68450 |

| | |
|--|-------|
| Grille Guard Tube (for bumper PN 68450)..... | 68451 |
| Rock Crawler Rear Bumper | 68490 |

| | |
|---|-------|
| Multi-Mount Winch Frame (9.5xp, XD9i, XD9, M8, VR10, VR8) (V)..... | 26370 |
| Multi-Mount Winch Frame (ZEON 8, ZEON 10)..... | 89990 |
| Front Receiver..... | 25873 |

| | |
|---|-------|
| '89-91 4WD PICKUP, HILUX | |
| Rock Crawler Front Bumper (9.5cti, 9.5xp, XD9i, XD9, M8, M6, VR12, VR10, VR8)..... | 68450 |
| Grille Guard Tube (for bumper PN 68450)..... | 68451 |
| Rock Crawler Rear Bumper | 68490 |

| | |
|---|-------|
| '86-89 4RUNNER; '86-88 4WD PICKUP, HILUX | |
| Multi-Mount Winch Frame (9.5xp, XD9i, XD9, M8, VR10, VR8) (V)..... | 26370 |
| Multi-Mount Winch Frame (ZEON 8, ZEON 10)..... | 89990 |
| Frame Front Receiver..... | 25873 |

TOYOTA HUBS FOOTNOTES:
 (C) When replacing factory automatic hubs with manual hubs, you must also purchase Spindle Nut Conversion Kit #29918 (except for ADD)

| 4WD HUBS | Year | Cautionary Footnotes | Spline Count | Standard Manual PN | Premium Manual PN | Spindle Nut Kit Std/Prem | Hub Service Kit | |
|-----------------------------------|--------|----------------------|--------------|--------------------|-------------------|--------------------------|-----------------|------|
| | | | | | | | Std | Prem |
| Pickup, Hilux, 4-Runner, with ADD | '86-95 | C | 26 | | 28761 | 29918 | | 7309 |
| Landcruiser | '76-87 | C | 30 | | 28771 | 29918 | | 7309 |
| Pickup, Hilux, 4-Runner | '76-85 | C | 30 | | 28771 | 29918 | | 7309 |
| T100 | '93-99 | C | 26 | | 28761 | 29918 | | 7309 |
| T100, W/ADD | '93-99 | | 26 | | 28761 | 29918 | | 7309 |
| Van, Previa | '86-92 | C | 26 | | 28761 | 29918 | | 7309 |
| Tacoma(w/factory man.hubs) | '95-01 | | 26 | | 60459 | | | 7309 |
| Hilux Int'l with Torsion bar susp | '98-01 | C | | | 28761 | 29918 | | 7309 |

| FLARES | Year | Part Number | Long or Short bed |
|---------------|---------|-------------|-------------------|
| Toyota Tacoma | 2016+ | 102030 | |
| Toyota Tundra | 2014-18 | 102029 | |



POWERSPORTS PRODUCT APPLICATIONS BY VEHICLE MAKE AND MODEL

Application listing is current as of July 2019. Warn Industries is constantly developing new applications. If you can't find your vehicle listed here, call WARN customer service for the latest applications.

CONTENTS:

| | | | | | |
|------------------|--------------|----------------|----------|--------------|----------|
| Arctic Cat | 164, 166 | Kawasaki | 165, 167 | Suzuki | 165, 167 |
| Can-Am/BRP | 164, 166 | Kubota | 165, 167 | Yamaha | 165, 167 |
| Honda | 164, 166-167 | Polaris | 165, 167 | | |

AXON & VRX MOUNTING KIT APPLICATION GUIDE

| MODEL | YEAR | WINCH MOUNTING KIT | VRX 25 | VRX 35 | VRX 45 | AXON 35 | AXON 45 | AXON 45RC | AXON 55 |
|-------------------------|---------|-------------------------|--------|--------|--------|---------|---------|-----------|---------|
| ARCTIC CAT (ATV) | | | | | | | | | |
| Alterra 400 | 16-17 | 96939 | X | X | | | | | |
| Alterra 500 | 17-18 | 96939 | X | X | | | | | |
| Alterra 500 | 17.5-19 | 101612 | X | X | | | | | |
| Alterra 700 | 15-18 | Factory installed mount | X | X | | | | | |
| Alterra TRV 500 | *17 | Factory installed mount | X | X | | | | | |
| Alterra TRV 550 | 16-17 | Factory installed mount | X | X | | | | | |
| Alterra TRV 700 | 15-18 | Factory installed mount | X | X | | | | | |
| Alterra 1000 TRV | *17 | Factory installed mount | X | X | | | | | |
| 700 TBX | 12-17 | Factory installed mount | X | X | | | | | |
| 700 VLX | 17-19 | Factory installed mount | X | X | | | | | |
| 1000 (Mudpro) | 10-19 | Factory installed mount | X | X | | | | | |
| 700 (Mudpro) | 12-19 | Factory installed mount | X | X | | | | | |

ARCTIC CAT (SXS)

| | | | | | | | | | |
|---------------|-------|-------------------------|----------------|----------------|----------------|---|---|---|---|
| 500 HDX | 16-17 | Factory installed mount | X ^L | X ^L | X | | | | |
| Prowler 500 | 17-18 | 101316 | X ^L | X ^L | X | X | X | X | X |
| 700 HDX | 16-17 | Factory installed mount | X ^L | X ^L | X | | | | |
| Prowler 700 | 15-17 | Factory installed mount | X ^L | X ^L | X | | | | |
| Prowler 1000 | 15-17 | Factory installed mount | X ^L | X ^L | X | | | | |
| Stampede | 18-19 | Factory installed mount | | | X ^A | | | | |
| Havoc | 18-19 | Factory installed winch | | | X ^A | | | | |
| Wildcat 1000 | 12-19 | 89050 | | | X | | X | | X |
| Wildcat Sport | 15-19 | Factory installed mount | X ^L | X ^L | | | | | |
| Wildcat Trail | 15-19 | Factory installed mount | X ^L | X ^L | | | | | |
| Wildcat XX | 18-19 | 101672 | X ^L | X ^L | | | | | |

CAN-AM/BRP (ATV)

| | | | | | | | | | |
|---|-------|-------------------------|---|---|--|---|--|---|--|
| Outlander 450 (DPS) (MAX) (MAX DPS) | 16-19 | Factory installed mount | X | X | | | | | |
| Outlander 450 (XT) (XT-P) (Mossy Oak SE) (North ED) | 16-19 | Factory installed winch | X | X | | | | | |
| Outlander L 570 | 16-19 | Factory installed mount | X | X | | | | | |
| Outlander L 570 (DPS) (LE) (Max DPS) | 16-19 | Factory installed winch | X | X | | | | | |
| Outlander 570 (DPS) (Max DPS) (X) (MR) | 16-19 | Factory installed winch | X | X | | | | | |
| Outlander 570 | 16-19 | Factory installed mount | X | X | | | | | |
| Outlander 650 (XT) (XT-P) (Mossy Oak Ed.) (North ED) (X) (MR) | 13-19 | Factory installed winch | X | X | | X | | X | |
| Outlander 650 | 13-19 | Factory installed mount | X | X | | X | | X | |
| Outlander 650 6X6 | 16-19 | Factory installed mount | X | X | | X | | X | |
| Outlander 650 6X6 XT | 16-19 | Factory installed winch | X | X | | X | | X | |
| Outlander 850 | 15-19 | Factory installed mount | X | X | | X | | X | |
| Outlander 850 (MR) (X MR) (XT) (XT-XTP) | 16-19 | Factory installed winch | X | X | | X | | X | |
| Outlander 1000 (R) (MAX) (XT) (X) (XT-P) (MR) (X MR) | 13-19 | Factory installed winch | X | X | | X | | X | |
| Outlander 1000R 6X6 (XT) | 16-19 | Factory installed winch | X | X | | X | | X | |
| Renegade 570 | 16-19 | 89535 | X | X | | | | | |
| Renegade 850 | 16-19 | 89535 | X | X | | | | | |
| Renegade 1000 | 12-19 | 89535 | X | X | | | | | |

CAN-AM/BRP (SXS)

| | | | | | | | | | |
|--|-------|-------------------------|----------------|----------------|---|---|----------------|---|----------------|
| Commander 800 | 11-19 | 85810 | X ^L | X ^L | X | X | X | X | X |
| Commander 1000 | 11-19 | 85810 | X ^L | X ^L | X | X | X | X | X |
| Maverick 1000 | 13-18 | 92145 | | | X | | X | | X |
| Maverick Trail | 17-19 | 101434 | | | X | | | | |
| Maverick Sport | 18-19 | 101434 | | | X | | | | |
| Maverick Sport (X RC) (X MR) | 18-19 | Factory installed winch | | | X | | | | |
| Maverick X3 | 17-19 | 101394 | X ^L | X ^L | X | X | X | X | X |
| Defender | 16-19 | Factory installed mount | | | X | | X ^A | | X ^A |
| Defender (XT) (Mossy Oak Ed.) (MAX-XT) (LONE STAR MAX) | 16-19 | Factory installed winch | | | X | | X ^A | | X ^A |
| Defender X MR | 18-19 | Factory installed winch | | | X | | X ^A | | X ^A |

HONDA (ATV)

| | | | | | | | | | |
|---|-------|--------|---|---|--|--|--|--|--|
| Foreman TRX500 | 14-19 | 100380 | X | X | | | | | |
| Rancher TRX420 (EPS) (FA) (FM) (FE) (FPE) (FPA) (FPM) 4x4 | *14 | 100380 | X | X | | | | | |
| Rancher TRX420 | 15-19 | 100380 | X | X | | | | | |
| Rincon 680 | 06-19 | 84706 | X | X | | | | | |
| Rubicon TRX500 | 15-19 | 100380 | X | X | | | | | |

HONDA (SXS)

| | | | | | | | | | |
|-------------------|-------|---------------------|----------------|----------------|---|---|----------------|---|----------------|
| Pioneer 500 | 15-19 | 93720 | X ^L | X ^L | | | | | |
| Pioneer 700 | 14-19 | 101260 ^B | | | X | | X | | X |
| Pioneer 1000 | 16-19 | 93790 ^B | | | X | | X ^L | | X ^L |
| Talon 1000 (X)(R) | *19 | 102600 | X ^L | X ^L | X | X | X | X | X |

JOHN DEERE (SXS)

| | | | | | | | | | |
|--------|-------|--------|--|--|---|--|---|--|---|
| XUV835 | 18-19 | 101688 | | | X | | X | | X |
| XUV865 | 18-19 | 101688 | | | X | | X | | X |

A. Requires Warn PN 101473 in order to mount winch to factory installed mount
B. Winch mounts not compatible with OEM plow mount

J. Some models may require grinding or modification of the stock skid plate to fit winch

L. WARN PN 99897 Dash Rocker Switch Kit is recommended for UTV applications using VRX 25 and VRX 35 models

AXON & VRX MOUNTING KIT APPLICATION GUIDE

| MODEL | YEAR | WINCH MOUNTING KIT | VRX 25 | VRX 35 | VRX 45 | AXON 35 | AXON 45 | AXON 45RC | AXON 55 |
|-------------------------------|-------|-------------------------|----------------|----------------|--------|---------|---------|-----------|---------|
| KAWASAKI (ATV) | | | | | | | | | |
| Brute Force 750 | 09-19 | 70207 | X | X | | | | | |
| KAWASAKI (SXS) | | | | | | | | | |
| Mule 4000 | 10-19 | 101674 | | | X | | X | | X |
| Mule 4010 | 09-19 | 101674 | | | X | | X | | X |
| Mule PRO(FX) (FXT) (DX) (DXT) | 15-19 | 101676 | X ^L | X ^L | X | | | | |
| Mule PRO MX | *19 | Factory installed mount | X ^L | X ^L | | | | | |
| Mule SX | 17-19 | 94580 | X ^L | X ^L | | X | | X | |
| Teryx | 14-19 | 101678 | X ^L | X ^L | X | | | | |
| Teryx 4 | 14-19 | 101678 | X ^L | X ^L | X | | | | |

KUBOTA (SXS)

| | | | | | | | | | |
|-----------|-------|--------|----------------|----------------|---|---|---|---|---|
| RTV500 | 08-19 | 102852 | | | X | | X | | X |
| RTV-X900 | 14-19 | 102848 | X ^L | X ^L | X | X | X | X | X |
| RTV-X1100 | 14-19 | 102848 | X ^L | X ^L | X | X | X | X | X |
| RTV-X1120 | 14-19 | 102848 | X ^L | X ^L | X | X | X | X | X |
| RTV-X1140 | 16-19 | 102848 | X ^L | X ^L | X | X | X | X | X |

POLARIS (ATV)

| | | | | | | | | | |
|--|-------|-------------------------|---|---|--|---|--|---|--|
| ACE 500 | 17-19 | 100878 | X | X | | X | | X | |
| ACE 570 | 15-19 | 100878 | X | X | | X | | X | |
| ACE 900 | 16-19 | 100878 | X | X | | X | | X | |
| Scrambler XP 850 H.O. | 13-19 | 100878 | X | X | | X | | X | |
| Scrambler XP 1000 H.O. | 14-19 | 100878 | X | X | | X | | X | |
| Sportsman 450 H.O. | 16-19 | 100878 | X | X | | X | | X | |
| Sportsman 570 | 15-19 | 100878 | X | X | | | | | |
| Sportsman 570 SP | 16-19 | 100878 | X | X | | | | | |
| Sportsman 850 | 15-19 | 100878 | X | X | | X | | X | |
| Sportsman 850 Highlifter Edition | 15-19 | Factory installed winch | X | X | | X | | X | |
| Sportsman 1000 | 15-19 | 100878 | X | X | | X | | X | |
| Sportsman 1000 (Highlifter Edition) (Hunter Special Edition) | 15-19 | Factory installed winch | X | X | | X | | X | |
| Sportsman 1000 Touring | 15-19 | 100878 | X | X | | X | | X | |

POLARIS (SXS)

| | | | | | | | | | |
|--|-------|-----------------------------|----------------|----------------|----------------|----------------|----------------|----------------|----------------|
| General 1000 | 16-19 | 92332 ^K | X ^L | X ^L | | X | | X | |
| General 1000 (Deluxe) (Premium) (Limited) (Ride Command) | 16-19 | Factory installed winch | X ^L | X ^L | | X | | X | |
| Ranger 500 | 17-19 | 90459 | X ^L | X ^L | | X | | X | |
| Ranger 570 Mid-size | 15-19 | 90459 ^K | X ^L | X ^L | | X | | X | |
| Ranger 570 Full-size | 15-19 | 90930 or 90459 ^M | X ^M | X ^M | X ^M | X ^M | X ^M | X ^M | X ^M |
| Ranger 900 | 13-19 | 90930 ^K | | | X | | X | | X |
| Ranger 1000 | 18-19 | 102946 ^K | | | X | | X | | X |
| Ranger EV | 15-19 | 90459 | X ^L | X ^L | | X | | X | |
| Ranger Diesel | 15-19 | 90930 | | | X | | X | | X |
| RZR 570 | 12-19 | 80335 | X ^L | X ^L | | X | | X | |
| RZR 900 (LE) (S) | 15-19 | 92332 ^K | X ^L | X ^L | | X | | X | |
| RZR 1000 (XP) (LE) (S) | 14-19 | 92332 ^K | X ^L | X ^L | | X | | X | |
| RZR XP Turbo | 16-19 | 92332 ^K | X ^L | X ^L | | X | | X | |
| RZR XP Turbo S | 18-19 | 101690 ^K | X ^L | X ^L | | X | | X | |

SUZUKI (ATV)

| | | | | | | | | | |
|-------------------|-------|-------|---|---|--|--|--|--|--|
| King Quad 400 | 08-19 | 83130 | X | X | | | | | |
| King Quad 500 AXi | 08-19 | 70326 | X | X | | | | | |
| King Quad 750 | 08-19 | 70326 | X | X | | | | | |

YAMAHA (ATV)

| | | | | | | | | | |
|-------------|-------|-------|---|---|--|--|--|--|--|
| Grizzly 700 | 16-19 | 95740 | X | X | | | | | |
| Kodiak 450 | 18-19 | 90850 | X | X | | | | | |
| Kodiak 700 | 16-19 | 95740 | X | X | | | | | |

YAMAHA (SXS)

| | | | | | | | | | |
|--------------|-------|--------|----------------|----------------|---|---|---|---|---|
| Wolverine | 16-18 | 95350 | X ^L | X ^L | | | | | |
| Wolverine X2 | *19 | 90845 | X ^L | X ^L | X | X | | X | |
| Wolverine X4 | 18-19 | 90845 | X ^L | X ^L | X | X | | X | |
| Viking | 15-19 | 102920 | | | X | | X | | X |
| YZZ1000 | 16-19 | 101510 | X ^L | X ^L | | X | | X | |

K. WARN PN 101295 extended wiring kit is recommended for 4 passenger / crew models

L. WARN PN 99897 Dash Rocker Switch Kit is recommended for UTV applications using VRX 25 and VRX 35 models

M. Ranger 570 Full Size model has a number of chassis variations. If vehicle has radiator bracket with 4 holes, use 90459 and short drum AXON or VRX.

If vehicle has 2 threaded holes on the front of the chassis directly below the radiator, use 90930 and use a long drum AXON or VRX.

AXON & VRX BUMPER APPLICATION GUIDE

| MODEL | YEAR | BUMPER | VRX 25 | VRX 35 | VRX 45 | AXON 35 | AXON 45 | AXON 55 | AXON 45RC |
|-------|------|--------|--------|--------|--------|---------|---------|---------|-----------|
|-------|------|--------|--------|--------|--------|---------|---------|---------|-----------|

CAN-AM/BRP (SXS)

| | | | | | | | | | |
|--------------------------------|-------|--------|---|---|--|---|--|--|--|
| Maverick Trail (DPS) | 17-19 | 102506 | X | X | | X | | | |
| Maverick Sport (DPS) (MAX DPS) | 18-19 | 102506 | X | X | | X | | | |

HONDA (SXS)

| | | | | | | | | | |
|----------------------------------|-------|--------|--|--|---|--|---|---|--|
| Pioneer 700 (Deluxe) | 14-19 | 101698 | | | X | | X | X | |
| Talon | *18 | 104300 | | | X | | X | X | |
| Pioneer 1000 (EPS) (LE) (Deluxe) | 16-19 | 101700 | | | X | | X | X | |

POLARIS (SXS)

| | | | | | | | | | |
|----------------------------------|-------|--------|--|--|---|--|---|---|--|
| Ranger 900 (Crew) | 13-19 | 101708 | | | X | | X | X | |
| Ranger 1000 (Crew) | 18-19 | 101708 | | | X | | X | X | |
| RZR 900 (LE) (S) (4) | 15-19 | 101702 | | | X | | X | X | |
| RZR 1000 (XP) (EPS) (LE) (S) (4) | 15-19 | 101702 | | | X | | X | X | |
| RZR XP Turbo (4 Turbo) | 16-18 | 101702 | | | X | | X | X | |
| RZR XP Turbo | *19 | 103392 | | | X | | X | X | |
| RZR XP Turbo S | 18-19 | 103420 | | | X | | X | X | |

YAMAHA (SXS)

| | | | | | | | | | |
|--------------|-------|--------|--|--|---|--|---|---|--|
| Wolverine X2 | *19 | 101712 | | | X | | X | X | |
| Wolverine X4 | 18-19 | 101712 | | | X | | X | X | |

PLOW MOUNTING KIT APPLICATION GUIDE

| MODEL | YEAR | CENTER PLOW MOUNTING KIT | FRONT PLOW MOUNTING KIT |
|-------|------|--------------------------|-------------------------|
|-------|------|--------------------------|-------------------------|

ARCTIC CAT (ATV)

| | | | |
|------------------|-------|-------|-------|
| Alterra 400 | 16-17 | 85260 | 96970 |
| Alterra 500 | 17-18 | 85260 | 96970 |
| Alterra 700 | 15-18 | 63294 | 97596 |
| Alterra TRV 500 | *17 | 63294 | 97212 |
| Alterra TRV 550 | 16-17 | 63294 | 97212 |
| Alterra TRV 700 | 15-18 | 63294 | 97212 |
| Alterra 1000 TRV | *17 | 63294 | 97212 |
| 700 TBX | 12-17 | 63294 | 84354 |
| 700 VLX | 17-19 | 63294 | 84354 |
| 1000 (Mudpro) | 10-19 | 63294 | 84354 |
| 700 (Mudpro) | 12-19 | 63294 | 84354 |

ARCTIC CAT (SXS)

| | | | |
|---------------|-------|--|--------------------|
| 500 HDX | 16-17 | | 97420 |
| Prowler 500 | 17-18 | | 97420 |
| 700 HDX | 16-17 | | 97420 |
| Prowler 700 | 15-17 | | 97420 |
| Prowler 1000 | 15-17 | | 97420 |
| Wildcat Sport | 15-17 | | 97215 ^H |
| Wildcat Trail | 15-17 | | 97215 ^H |

CAN-AM/BRP (ATV)

| | | | |
|---------------------|-------|-------|-------|
| Outlander 450 | 16-19 | 89613 | 97130 |
| Outlander 570 | 16-19 | 89613 | 97130 |
| Outlander 650 | 13-19 | 89613 | 95840 |
| Outlander 650 6X6 | 16-19 | | 95840 |
| Outlander 850 | 15-19 | 89613 | 95840 |
| Outlander 1000 | 13-19 | 89613 | 95840 |
| Outlander 1000R 6X6 | 16-19 | | 95840 |
| Renegade 570 | 16-19 | 89613 | |
| Renegade 850 | 16-19 | 89613 | |
| Renegade 1000 | 12-19 | 89613 | |

CAN-AM/BRP (SXS)

| | | | |
|----------------|-------|--|--------------------|
| Commander 800 | 11-19 | | 85690 ^C |
| Commander 1000 | 11-19 | | 85690 ^C |
| Maverick 1000 | 13-18 | | 91255 |
| Defender | 16-19 | | 95850 |

HONDA (ATV)

| | | | |
|--|-------|-------|-------|
| Foreman TRX500 | 14-19 | 93901 | 93515 |
| Rancher TRX420 (EPS) (FA) (FM) (FE) (FPE) (FPA) (FPM) 4x4 | *14 | 93901 | 93515 |
| Rancher TRX420 (AT) (EPS) (FA) (FM) (FE) (FPE) (FPA) (FPM) 4x4 | 15-19 | 93901 | 93515 |
| Rubicon TRX500 | 15-19 | 93901 | 93515 |

C. Plow mount not compatible with OEM winch mount

H. Plow mount must use Front Mount ATV base/tube assembly (Warn PN 92100) and ATV blade

PLOW MOUNTING KIT APPLICATION GUIDE

| MODEL | YEAR | CENTER PLOW MOUNTING KIT | FRONT PLOW MOUNTING KIT |
|-------|------|--------------------------|-------------------------|
|-------|------|--------------------------|-------------------------|

HONDA (SXS)

| | | | |
|--------------|-------|--|--------------------|
| Talon | *18 | | 104126 |
| Pioneer 500 | 15-19 | | 93730 ^H |
| Pioneer 700 | 14-19 | | 93954 ^C |
| Pioneer 1000 | 16-19 | | 93820 ^C |

KAWASAKI (ATV)

| | | | |
|-----------------|-------|-------|-------|
| Brute Force 750 | 09-19 | 70558 | 80360 |
|-----------------|-------|-------|-------|

KAWASAKI (SXS)

| | | | |
|-------------------------------|-------|--|--------------------|
| Mule 4000 | 10-19 | | 83503 |
| Mule 4010 | 09-19 | | 83503 |
| Mule PRO(FX) (FXT) (DX) (DXT) | 15-19 | | 95370 |
| Mule SX | 17-19 | | 96990 ^H |
| Teryx | 14-19 | | 88330 |
| Teryx 4 | 14-19 | | 88330 |

KUBOTA (SXS)

| | | | |
|-----------|-------|--|-------|
| RTV500 | 08-19 | | 83650 |
| RTV-X900 | 14-19 | | 83650 |
| RTV-X1100 | 14-19 | | 83650 |
| RTV-X1120 | 14-19 | | 83650 |
| RTV-X1140 | 16-19 | | 83650 |

POLARIS (ATV)

| | | | |
|-------------------------|-------|-------|--------|
| ACE 500 | 17-19 | 95848 | |
| ACE 570 | 15-19 | 95848 | |
| ACE 900 | 16-19 | 95848 | |
| Sportsman 450 H.O. | 16-19 | 94644 | 100960 |
| Sportsman 570 (Utility) | 15-19 | 94644 | 95160 |
| Sportsman 570 (SP, EPS) | 16-19 | 94644 | 98678 |
| Sportsman 850 | 15-19 | 80260 | 100960 |
| Sportsman 1000 | 15-19 | 80260 | 100960 |
| Sportsman 1000 Touring | 15-19 | | 100960 |

POLARIS (SXS)

| | | | |
|-----------------------------|-------|--|--------------------|
| General 1000 (4) | 16-19 | | 97340 |
| Ranger 500 | 17-19 | | 90546 |
| Ranger 570 Mid-size (Crew) | 15-19 | | 90546 |
| Ranger 570 Full-size (Crew) | 15-19 | | 90924 |
| Ranger 900 (Crew) | 13-19 | | 90924 |
| Ranger 1000 (Crew) | 18-19 | | 103050 |
| Ranger EV | 15-19 | | 90546 |
| Ranger Diesel | 15-19 | | 90924 |
| RZR 570 | 12-19 | | 80681 ^H |
| RZR 900 (LE) (S) (4) | 15-19 | | 97084 ^H |
| RZR 1000 (XP) (LE) (S) (4) | 14-19 | | 97084 ^H |
| RZR XP Turbo (4 Turbo) | 16-19 | | 97084 ^H |

SUZUKI (ATV)

| | | | |
|---------------|-------|-------|-------|
| King Quad 400 | 08-19 | 63840 | 80556 |
| King Quad 500 | 08-19 | 70737 | 80558 |
| King Quad 750 | 08-19 | 70737 | 80558 |

YAMAHA (ATV)

| | | | |
|-------------|-------|-------|--------------------|
| Grizzly 700 | 16-19 | 88188 | 95745 ^C |
| Kodiak 450 | 18-19 | 88188 | 90855 |
| Kodiak 700 | 16-19 | 88188 | 95745 |

YAMAHA (SXS)

| | | | |
|--------------|-------|--|-------|
| Wolverine | 16-18 | | 95475 |
| Wolverine X2 | *19 | | 90865 |
| Wolverine X4 | 18-19 | | 90865 |
| Viking | 15-19 | | 92156 |

C. Plow mount not compatible with OEM winch mount
H. Plow mount must use Front Mount ATV base/tube assembly (Warn PN 92100) and ATV blade