

2019 VAN STORAGE EQUIPMENT



FORD VAN SOLUTIONS

FOR TRANSIT AND TRANSIT CONNECT VANS



weather guard *DESIGNED WITH THE PROFESSIONAL IN MIND*

WEATHER GUARD® Van Solutions deliver unmatched organization, productivity, and durability, backed by a Limited Lifetime Warranty.



WEATHER GUARD® Van Solutions are ready to roll with game changing improvements based on years of research and your input. Completely retooled shelving, improved bulkheads, customizable organizational features, and a host of smart new accessories, designed around the common sense idea that tools and equipment belong on the shelf, not the floor.



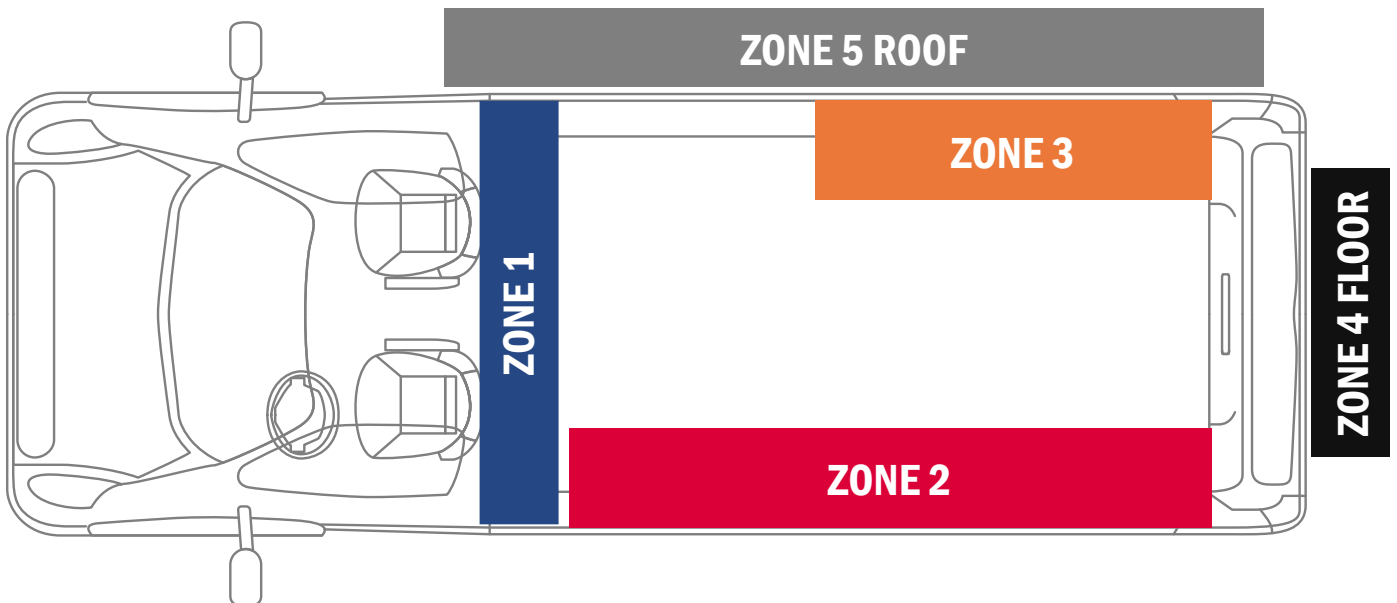
Check out Ford's Commercial Connection program and receive upfit assistance cash from Ford on Weather Guard interiors and Roof Racks for your new Ford van!

Incentives may change without notice. See your local Ford dealer for full program details. Incentive details are different in Canada.

TABLE OF CONTENTS

PRO PACKAGES	4-17
TRANSIT, Low-Roof, 130" WB	4-5
TRANSIT, Low-Roof, 148" WB	6-7
TRANSIT, Mid-Roof, 130" WB	8-9
TRANSIT, Mid-Roof, 148" WB	10-11
TRANSIT, High-Roof, 148" WB	12-13
TRANSIT, High-Roof, Extended Length	14-15
TRANSIT CONNECT	16-17
BULKHEADS	18
ADJUSTABLE SHELVING	19
SECURE STORAGE	20
RED ZONE ACCESSORIES	21
ACCESSORIES	22-23
CABINETS	24
DRAWER UNITS	25
ROOF RACKS	26-27

The PRO PACKAGES for Ford Transit and Transit Connect vans on the next few pages can be used as a complete upfit package or a starting point for a custom upfit. Van layout dimensions are on the back cover if you're looking for something more custom or just need some detailed information about your van's interior. If you need more help, your local WEATHER GUARD® Truck and Van Equipment distributor is a great resource for all your upfitting questions.




LOW ROOF PACKAGES 130" WHEEL BASE



Looking for more legroom in the cab? Change out the standard bulkhead in these Pro Packages for the deep offset low-roof Transit bulkhead by ordering the items in the package individually and using 96302-3-01D. All of the items in this package will still fit in your Transit van with the deep offset bulkhead.

COMMERCIAL / BASE

DRIVER SIDE



PASSENGER SIDE

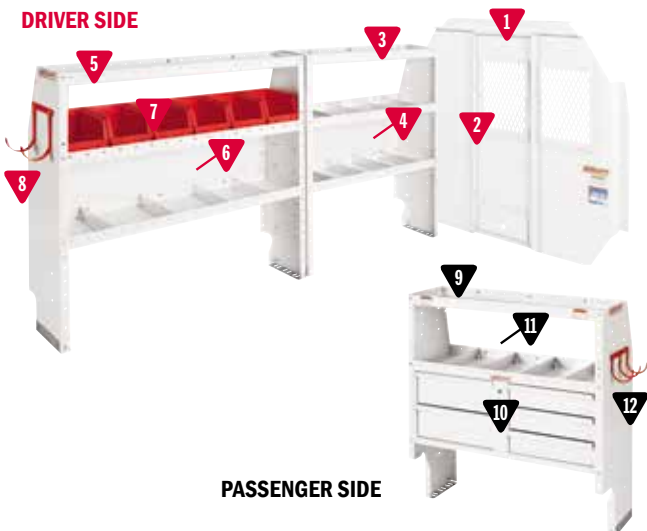
600-8110R Commercial Shelving Package

MODEL	DESCRIPTION	QUANTITY
1	96302-3-01 Screen Bulkhead - Low-Roof Transit	1
2	96901-3-01 Swing Door Conversion Kit	1
3	9354-3-03 Adjustable 3 Shelf Unit (42" x 44" x 13½")	1
4	9604-3-01 Accessory Back Panel (for 42" Shelf Unit 14½" tall)	1
5	9355-3-03 Adjustable 3 Shelf Unit (52" x 44" x 13½")	1
6	9605-3-01 Accessory Back Panel (for 52" Shelf Unit 14½" tall)	1
7	9354-3-03 Adjustable 3 Shelf Unit (42" x 44" x 13½")	1
8	9604-3-01 Accessory Back Panel (for 42" Shelf Unit 14½" tall)	1
9	9893-7-01 REDZONE 3 Hook Cord or Tool Tolder	1
*10	975101-3-01 Van Shelf Mounting Kit - Transit 130" WB LR	1

* Not Shown

GENERAL SERVICE / CONTRACTOR

DRIVER SIDE



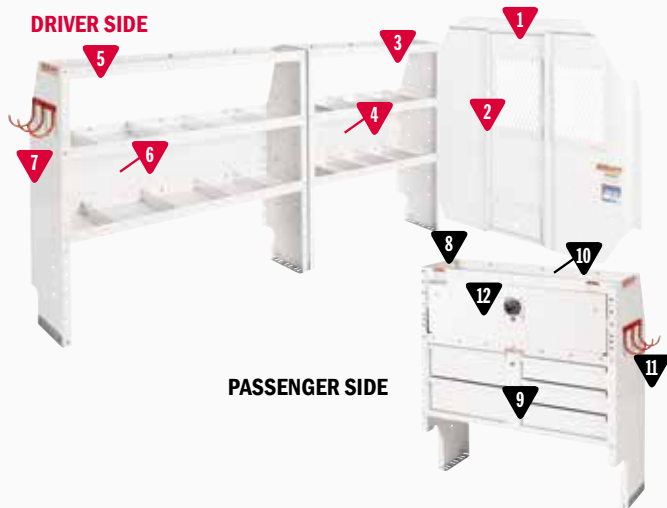
PASSENGER SIDE

600-8111R General Service/Contractor Package

MODEL	DESCRIPTION	QUANTITY
1	96302-3-01 Screen Bulkhead - Low-Roof Transit	1
2	96901-3-01 Swing Door Conversion Kit	1
3	9354-3-03 Adjustable 3 Shelf Unit (42" x 44" x 13½")	1
4	9604-3-01 Accessory Back Panel (for 42" Shelf Unit 14½" tall)	1
5	9355-3-03 Adjustable 3 Shelf Unit (52" x 44" x 13½")	1
6	9605-3-01 Accessory Back Panel (for 52" Shelf Unit 14½" tall)	1
7	9859-7-01 Medium 6 Bin Set (13")	1
8	9892-7-01 REDZONE 2 Hook Cord or Tool Holder	1
9	9381-3-03 Heavy Duty Shelf Unit (for Secure Storage Modules - 42" x 44" x 16")	1
10	9045-3-02 5 Drawer Secure Storage Module (42" x 17" x 16")	1
11	9604-3-01 Accessory Back Panel (for 42" Shelf Unit 14½" tall)	1
12	9893-7-01 REDZONE 3 Hook Cord or Tool Holder	1
*13	975101-3-01 Van Shelf Mounting Kit - Transit 130" WB LR	1

* Not Shown

CABLE / PLUMBING

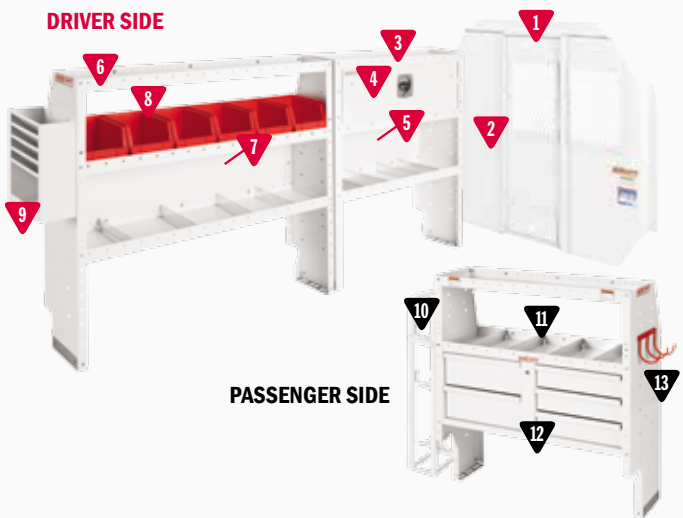


600-8112R Cable/Plumber Package

MODEL	DESCRIPTION	QUANTITY
1	96302-3-01 Screen Bulkhead - Low-Roof Transit	1
2	96901-3-01 Swing Door Conversion Kit	1
3	9354-3-03 Adjustable 3 Shelf Unit (42" x 44" x 13½")	1
4	9604-3-01 Accessory Back Panel (for 42" Shelf Unit 14½" tall)	1
5	9355-3-03 Adjustable 3 Shelf Unit (52" x 44" x 13½")	1
6	9605-3-01 Accessory Back Panel (for 52" Shelf Unit 14½" tall)	1
7	9893-7-01 REDZONE 3 Hook Cord or Tool Holder	1
8	9381-3-03 Heavy Duty Shelf Unit (for Secure Storage Modules - 42" x 44" x 16")	1
9	9045-3-02 5 Drawer Secure Storage Module (42" x 17" x 16")	1
10	9604-3-01 Accessory Back Panel (for 42" Shelf Unit 14½" tall)	1
11	9893-7-01 REDZONE 3 Hook Cord or Tool Holder	1
12	9504-3-01 Shelf Door (for 42" Shelf Unit)	1
*13	975101-3-01 Van Shelf Mounting Kit - Transit 130" WB LR	1

* Not Shown

HVAC / MECHANICAL

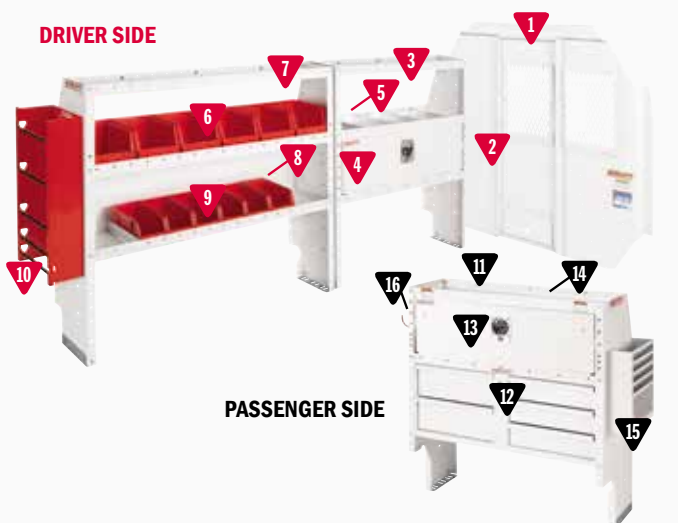


600-8113R HVAC/Mechanical Package

MODEL	DESCRIPTION	QUANTITY
1	96302-3-01 Screen Bulkhead - Low-Roof Transit	1
2	96901-3-01 Swing Door Conversion Kit	1
3	9354-3-03 Adjustable 3 Shelf Unit (42" x 44" x 13½")	1
4	9504-3-01 Shelf Door (for 42" Shelf Unit)	1
5	9604-3-01 Accessory Back Panel (for 42" Shelf Unit 14½" tall)	1
6	9355-3-03 Adjustable 3 Shelf Unit (52" x 44" x 13½")	1
7	9605-3-01 Accessory Back Panel (for 52" Shelf Unit 14½" tall)	1
8	9859-7-01 REDZONE Medium 6 Bin Set (13")	1
9	9880-3-01 Literature Holder 6 Compartment	1
10	9863-3-01 Refrigerant Tank Rack (2x 30#, 1x 50#)	1
11	9381-3-03 Heavy Duty Shelf Unit (for Secure Storage Modules - 42" x 44" x 16")	1
12	9045-3-02 5 Drawer Secure Storage Module (42" x 17" x 16")	1
13	9893-7-01 REDZONE 3 Hook Cord or Tool Holder	1
*14	975101-3-01 Van Shelf Mounting Kit - Transit 130" WB LR	1

* Not Shown

ELECTRICAL



600-8114R Electrical Package

MODEL	DESCRIPTION	QUANTITY
1	96302-3-01 Screen Bulkhead - Low-Roof Transit	1
2	96901-3-01 Swing Door Conversion Kit	1
3	9354-3-03 Adjustable 3 Shelf Unit (42" x 44" x 13½")	1
4	9504-3-01 Shelf Door (for 42" Shelf Unit)	1
5	9604-3-01 Accessory Back Panel for 42" Shelf Unit (14½" tall)	1
6	9859-7-01 REDZONE Medium 6 Bin Set (13")	1
7	9355-3-03 Adjustable 3 Shelf Unit (52" x 44" x 13½")	1
8	9605-3-01 Accessory Back Panel for 52" Shelf Unit (14½" tall)	1
9	9858-7-01 REDZONE Small 6 Bin Set (13")	1
10	9882-7-01 REDZONE Wire Spool Holder End Mount	1
11	9381-3-03 Heavy Duty Shelf Unit for Secure Storage Modules (42" x 44" x 16")	1
12	9045-3-02 5 Drawer Secure Storage Module (42" x 17" x 16")	1
13	9504-3-01 Shelf Door (for 42" Shelf Unit)	1
14	9604-3-01 Accessory Back Panel for 42" Shelf Unit (14½" tall)	1
15	9880-3-01 Literature Holder 6 Compartment	1
16	9893-7-01 REDZONE 3 Hook Cord or Tool Holder	1
17	975101-3-01 Van Shelf Mounting Kit - Transit 130" WB LR	1

* Not Shown


LOW ROOF PACKAGES 148" WHEEL BASE



Looking for more legroom in the cab? Change out the standard bulkhead in these Pro Packages for the deep offset low-roof Transit bulkhead by ordering the items in the package individually and using 96302-3-01D. All of the items in this package will still fit in your Transit van with the deep offset bulkhead.

COMMERCIAL / BASE

DRIVER SIDE



PASSENGER SIDE

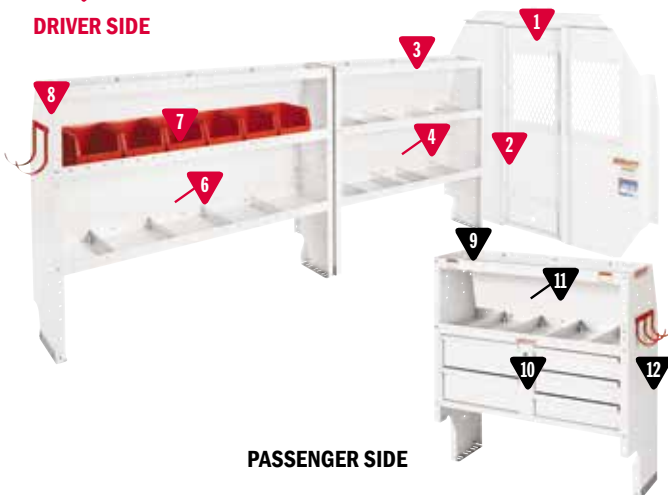
600-8110L Commercial Shelving Package

MODEL	DESCRIPTION	QUANTITY
1	96302-3-01 Screen Bulkhead - Low-Roof Transit	1
2	96901-3-01 Swing Door Conversion Kit	1
3	9355-3-03 Adjustable 3 Shelf Unit (52" x 44" x 13½")	1
4	9605-3-01 Accessory Back Panel (for 52" Shelf Unit 14½" tall)	1
5	9356-3-03 Adjustable 3 Shelf Unit (60" x 44" x 13½")	1
6	9606-3-01 Accessory Back Panel (for 60" Shelf Unit 14½" tall)	1
7	9354-3-03 Adjustable 3 Shelf Unit (42" x 44" x 13½")	1
8	9604-3-01 Accessory Back Panel (for 42" Shelf Unit 14½" tall)	1
9	9893-7-01 REDZONE 3 Hook Cord or Tool Holder	1
*10	975102-3-01 Van Shelf Mounting Kit - Transit 148" WB LR)	1

* Not Shown

GENERAL SERVICE / CONTRACTOR

DRIVER SIDE



PASSENGER SIDE

600-8111L General Service/Contractor Package

MODEL	DESCRIPTION	QUANTITY
1	96302-3-01 Screen Bulkhead - Low-Roof Transit	1
2	96901-3-01 Swing Door Conversion Kit	1
3	9355-3-03 Adjustable 3 Shelf Unit (52" x 44" x 13½")	1
4	9605-3-01 Accessory Back Panel (for 52" Shelf Unit 14½" tall)	1
5	9356-3-03 Adjustable 3 Shelf Unit (60" x 44" x 13½")	1
6	9606-3-01 Accessory Back Panel (for 60" Shelf Unit 14½" tall)	1
7	9859-7-01 REDZONE Medium 6 Bin Set (13)	1
8	9892-7-01 REDZONE 2 Hook Holder (5" diameter)	1
9	9381-3-03 Heavy Duty Shelf Unit (for Secure Storage Modules - 42" x 44" x 16")	1
10	9045-3-02 5 Drawer Secure Storage Module (42" x 17" x 16")	1
11	9604-3-01 Accessory Back Panel (for 42" Shelf Unit 14½" tall)	1
12	9893-7-01 REDZONE 3 Hook Cord or Tool Holder	1
*13	975102-3-01 Van Shelf Mounting Kit - Transit 148" WB LR)	1

* Not Shown

CABLE / PLUMBING

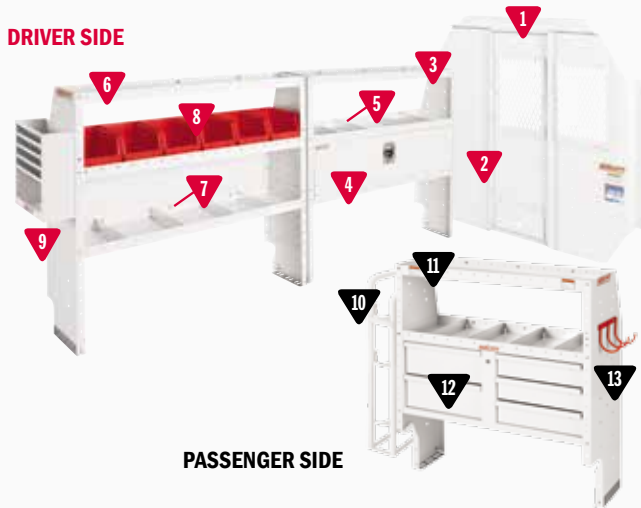


600-8112L Cable/Plumber Package

MODEL	DESCRIPTION	QUANTITY
1	96302-3-01 Screen Bulkhead - Low-Roof Transit	1
2	96901-3-01 Swing Door Conversion Kit	1
3	9355-3-03 Adjustable 3 Shelf Unit (52" x 44" x 13½")	1
4	9605-3-01 Accessory Back Panel (for 52" Shelf Unit 14½" tall)	1
5	9356-3-03 Adjustable 3 Shelf Unit (60" x 44" x 13½")	1
6	9606-3-01 Accessory Back Panel (for 60" Shelf Unit 14½" tall)	1
7	9893-7-01 REDZONE 3 Hook Cord or Tool Holder	1
8	9381-3-03 Heavy Duty Shelf Unit (for Secure Storage Modules - 42" x 44" x 16")	1
9	9045-3-02 5 Drawer Secure Storage Module (42" x 17" x 16")	1
10	9604-3-01 Accessory Back Panel (for 42" Shelf Unit 14½" tall)	1
11	9893-7-01 REDZONE 3 Hook Cord or Tool Holder	1
12	9504-3-01 Shelf Door (for 42" Shelf Unit)	1
*13	975102-3-01 Van Shelf Mounting Kit - Transit 148" WB LR	1

* Not Shown

HVAC / MECHANICAL



600-8113L HVAC/Mechanical Package

MODEL	DESCRIPTION	QUANTITY
1	96302-3-01 Screen Bulkhead - Low-Roof Transit	1
2	96901-3-01 Swing Door Conversion Kit	1
3	9355-3-03 Adjustable 3 Shelf Unit (52" x 44" x 13½")	1
4	9505-3-01 Shelf Door (for 52" Shelf Unit)	1
5	9605-3-01 Accessory Back Panel (for 52" Shelf Unit 14½" tall)	1
6	9356-3-03 Adjustable 3 Shelf Unit (60" x 44" x 13-1/2")	1
7	9606-3-01 Accessory Back Panel (for 60" Shelf Unit 14½" tall)	1
8	9859-7-01 REDZONE Medium 6 Bin Set (13")	1
9	9880-3-01 Literature Holder 6 Compartment	1
10	9863-3-01 Refrigerant Tank Rack (2x 30#, 1x 50#)	1
11	9381-3-03 Heavy Duty Shelf Unit for Secure Storage Modules - 42" x 44" x 16")	1
12	9045-3-02 5 Drawer Secure Storage Module (42" x 17" x 16")	1
13	9893-7-01 REDZONE 3 Hook Cord or Tool Holder	1
*14	975102-3-01 Van Shelf Mounting Kit - Transit 148" WB LR	1

* Not Shown

ELECTRICAL



600-8114L Electrical Package

MODEL	DESCRIPTION	QUANTITY
1	96302-3-01 Screen Bulkhead - Low-Roof Transit	1
2	96901-3-01 Swing Door Conversion Kit	1
3	9355-3-03 Adjustable 3 Shelf Unit (52" x 44" x 13½")	1
4	9505-3-01 Shelf Door (for 52" Shelf Unit)	1
5	9605-3-01 Accessory Back Panel (for 52" Shelf Unit 14½" tall)	1
6	9859-7-01 REDZONE Medium 6 Bin Set (13")	1
7	9356-3-03 Adjustable 3 Shelf Unit (60" x 44" x 13½")	1
8	9606-3-01 Accessory Back Panel (for 60" Shelf Unit 14½" tall)	1
9	9858-7-01 REDZONE Small 6 Bin Set (13")	1
10	9882-7-01 REDZONE Wire Spool Holder End Mount	1
11	9381-3-03 Heavy Duty Shelf Unit (for Secure Storage Modules - 42" x 44" x 16")	1
12	9045-3-02 5 Drawer Secure Storage Module (42" x 17" x 16")	1
13	9504-3-01 Shelf Door (for 42" Shelf Unit)	1
14	9604-3-01 Accessory Back Panel (for 42" Shelf Unit 14½" tall)	1
15	9880-3-01 Literature Holder 6 Compartment	1
16	9893-7-01 REDZONE 3 Hook Cord or Tool Holder	1
*17	975102-3-01 Van Shelf Mounting Kit - Transit 148" WB LR	1

* Not Shown

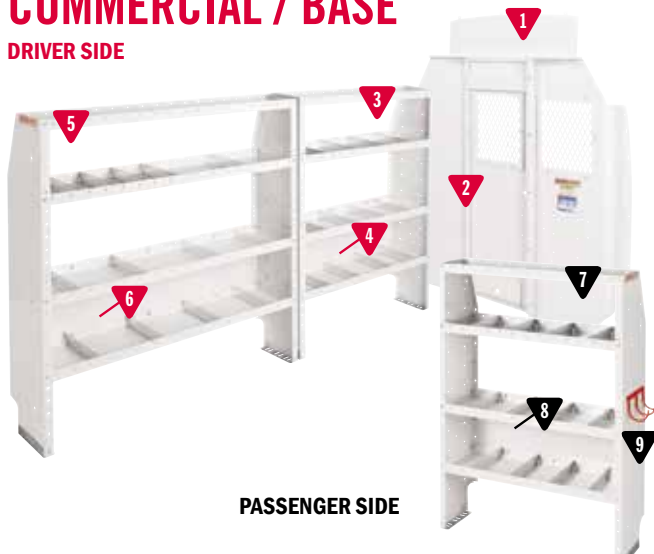
MID ROOF PACKAGES 130" WHEEL BASE



Looking for more legroom in the cab? Change out the standard bulkhead in these Pro Packages for the deep offset mid-roof Transit bulkhead by ordering the items in the package individually and using 96312-3-01D. All of the items in this package will still fit in your Transit van with the deep offset bulkhead.

COMMERCIAL / BASE

DRIVER SIDE



600-8210R Commercial Shelving Package

MODEL	DESCRIPTION	QUANTITY
1	96312-3-01 Screen Bulkhead - Mid-Roof Transit	1
2	96901-3-01 Swing Door Conversion Kit	1
3	9374-3-03 Adjustable 4 Shelf Unit (42" x 60" x 13½")	1
4	9604-3-01 Accessory Back Panel (for 42" Shelf Unit 14½" tall)	1
5	9375-3-03 Adjustable 4 Shelf Unit (52" x 60" x 13½")	1
6	9605-3-01 Accessory Back Panel (for 52" Shelf Unit 14½" tall)	1
7	9374-3-03 Adjustable 4 Shelf Unit (42" x 60" x 13½")	1
8	9604-3-01 Accessory Back Panel (for 42" Shelf Unit 14½" tall)	1
9	9893-7-01 REDZONE 3 Hook Cord or Tool Holder	1
*10	975103-3-01 Van Shelf Mounting Kit - Transit 130" WB	1

* Not Shown

GENERAL SERVICE / CONTRACTOR

DRIVER SIDE



600-8211R General Service/Contractor Package

MODEL	DESCRIPTION	QUANTITY
1	96312-3-01 Screen Bulkhead - Mid-Roof Transit	1
2	96901-3-01 Swing Door Conversion Kit	1
3	9374-3-03 Adjustable 4 Shelf Unit (42" x 60" x 13½")	1
4	9604-3-01 Accessory Back Panel (for 42" Shelf Unit 14½" tall)	2
5	9375-3-03 Adjustable 4 Shelf Unit (52" x 60" x 13½")	1
6	9605-3-01 Accessory Back Panel (for 52" Shelf Unit 14½" tall)	2
7	9859-7-01 REDZONE Medium 6 Bin Set (13")	1
8	9892-7-01 REDZONE 2 Hook Holder (5" diameter)	1
9	9391-3-03 Heavy Duty Shelf Unit (for Secure Storage Modules - 42" x 60" x 16")	1
10	9045-3-02 5 Drawer Secure Storage Module (42" x 17" x 16")	1
11	9604-3-01 Accessory Back Panel (for 42" Shelf Unit 14½" tall)	1
12	9893-7-01 REDZONE 3 Hook Cord or Tool Holder	1
*13	975103-3-01 Van Shelf Mounting Kit - Transit 130" WB	1

* Not Shown

CABLE / PLUMBING

DRIVER SIDE



PASSENGER SIDE

600-8212R Cable/Plumber Package

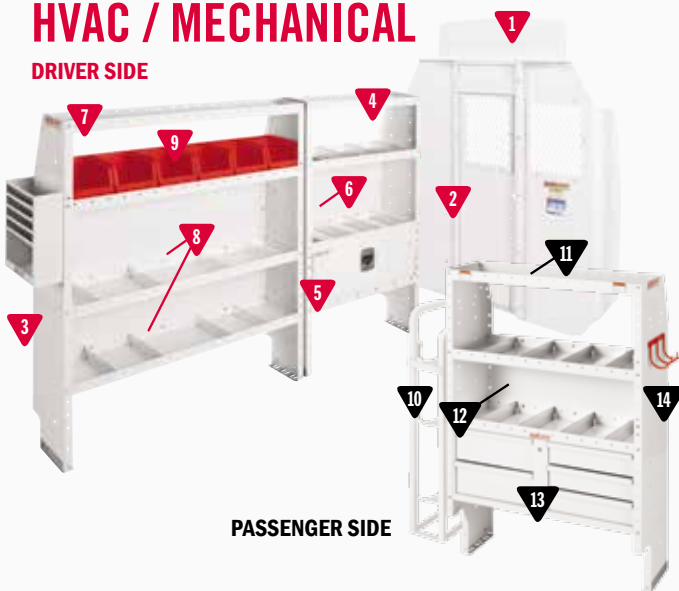
MODEL	DESCRIPTION	QUANTITY
1	96312-3-01 Screen Bulkhead - Mid-Roof Transit	1
2	96901-3-01 Swing Door Conversion Kit	1
3	9374-3-03 Adjustable 4 Shelf Unit (42½" x 60" x 13½")	1
4	9604-3-01 Accessory Back Panel (for 42" Shelf Unit 14½" tall)	2
5	9375-3-03 Adjustable 4 Shelf Unit (52" x 60" x 13½")	1
6	9605-3-01 Accessory Back Panel (for 52" Shelf Unit 14½" tall)	2
7	9893-7-01 REDZONE 3 Hook Cord or Tool Holder	1
8	9391-3-03 Heavy Duty Shelf Unit (for Secure Storage Modules - 42" x 60" x 16")	1
9	9045-3-02 5 Drawer Secure Storage Module (42" x 17" x 16")	1
10	9604-3-01 Accessory Back Panel (for 42" Shelf Unit 14½" tall)	1
11	9893-7-01 REDZONE 3 Hook Cord or Tool Holder	1
12	9504-3-01 Shelf Door (for 42" Shelf Unit)	1

*13 975103-3-01 Van Shelf Mounting Kit - Transit 130" WB

* Not Shown

HVAC / MECHANICAL

DRIVER SIDE



PASSENGER SIDE

600-8213R HVAC/Mechanical Package

MODEL	DESCRIPTION	QUANTITY
1	96312-3-01 Screen Bulkhead - Mid-Roof Transit	1
2	96901-3-01 Swing Door Conversion Kit	1
3	9880-3-01 Literature Holder 6 Compartment	1
4	9374-3-03 Adjustable 4 Shelf Unit (42" x 60" x 13½")	1
5	9504-3-01 Shelf Door (for 42" Shelf Unit)	1
6	9604-3-01 Accessory Back Panel (for 42" Shelf Unit 14½" tall)	2
7	9375-3-03 Adjustable 4 Shelf Unit (52" x 60" x 13½")	1
8	9605-3-01 Accessory Back Panel (for 52" Shelf Unit 14½" tall)	2
9	9859-7-01 REDZONE Medium 6 Bin Set (13")	1
10	9863-3-01 Refrigerant Tank Rack (2x 30#, 1x 50#)	1
11	9391-3-03 Heavy Duty Shelf Unit (for Secure Storage Modules - 42" x 60" x 16")	1
12	9604-3-01 Accessory Back Panel (for 42" Shelf Unit 14½" tall)	1
13	9045-3-02 5 Drawer Secure Storage Module (42" x 17" x 16")	1
14	9893-7-01 REDZONE 3 Hook Cord or Tool Holder	1
15	975103-3-01 Van Shelf Mounting Kit - Transit 130" WB	1

* Not Shown

ELECTRICAL

DRIVER SIDE



PASSENGER SIDE

600-8214R Electrical Package

MODEL	DESCRIPTION	QUANTITY
1	96312-3-01 Screen Bulkhead - Mid-Roof Transit	1
2	96901-3-01 Swing Door Conversion Kit	1
3	9374-3-03 Adjustable 4 Shelf Unit (42" x 60" x 13½")	1
4	9504-3-01 Shelf Door (for 42" Shelf Unit)	1
5	9604-3-01 Accessory Back Panel (for 42" Shelf Unit 14½" tall)	2
6	9859-7-01 REDZONE Medium 6 Bin Set (13")	1
7	9375-3-03 Adjustable 4 Shelf Unit (52" x 60" x 13½")	1
8	9605-3-01 Accessory Back Panel (for 52" Shelf Unit 14½" tall)	2
9	9858-7-01 REDZONE Small 6 Bin Set (13")	1
10	9882-7-01 REDZONE Wire Spool Holder End Mount	1
11	9391-3-03 Heavy Duty Shelf Unit (for Secure Storage Modules - 42" x 60" x 16")	1
12	9045-3-02 5 Drawer Secure Storage Module (42" x 17" x 16")	1
13	9504-3-01 Shelf Door (for 42" Shelf Unit)	1
14	9604-3-01 Accessory Back Panel (for 42" Shelf Unit 14½" tall)	1
15	9880-3-01 Literature Holder 6 Compartment	1
16	9893-7-01 REDZONE 3 Hook Cord or Tool Holder	1
17	975103-3-01 Van Shelf Mounting Kit - Transit 130" WB	1

* Not Shown

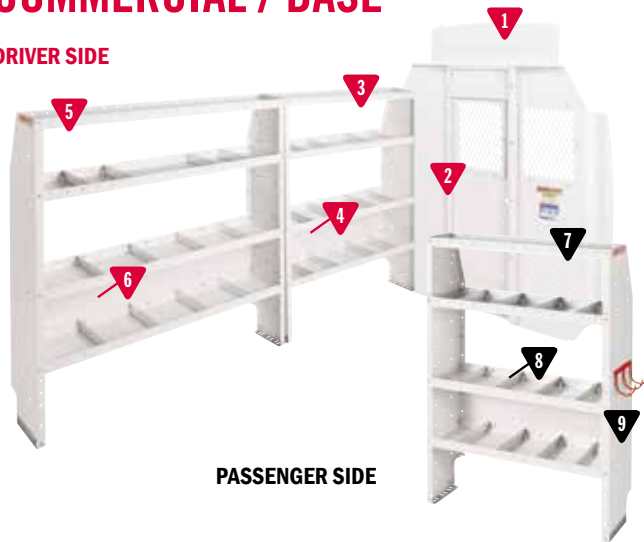
MID ROOF PACKAGES 148" WHEEL BASE



Looking for more legroom in the cab? Change out the standard bulkhead in these Pro Packages for the deep offset mid-roof Transit bulkhead by ordering the items in the package individually and using 96312-3-01D. All of the items in this package will still fit in your Transit van with the deep offset bulkhead.

COMMERCIAL / BASE

DRIVER SIDE



PASSENGER SIDE

600-8210L Commercial Shelving Package

MODEL	DESCRIPTION	QUANTITY
1	96312-3-01 Screen Bulkhead - Mid-Roof Transit	1
2	96901-3-01 Swing Door Conversion Kit	1
3	9375-3-03 Adjustable 4 Shelf Unit (52" x 60" x 13½")	1
4	9605-3-01 Accessory Back Panel (for 52" Shelf Unit 14½" tall)	1
5	9376-3-03 Adjustable 4 Shelf Unit (60" x 60" x 13½")	1
6	9606-3-01 Accessory Back Panel (for 60" Shelf Unit 14½" tall)	1
7	9374-3-03 Adjustable 4 Shelf Unit (42" x 60" x 13½")	1
8	9604-3-01 Accessory Back Panel (for 42" Shelf Unit 14½" tall)	1
9	9893-7-01 REDZONE 3 Hook Cord or Tool Holder	1
*10	975104-3-01 Van Shelf Mounting Kit - Transit 148" WB	1

* Not Shown

GENERAL SERVICE / CONTRACTOR

DRIVER SIDE



PASSENGER SIDE

600-8211L General Service/Contractor Package

MODEL	DESCRIPTION	QUANTITY
1	96312-3-01 Screen Bulkhead - Mid-Roof Transit	1
2	96901-3-01 Swing Door Conversion Kit	1
3	9375-3-03 Adjustable 4 Shelf Unit (52" x 60" x 13½")	1
4	9605-3-01 Accessory Back Panel (for 52" Shelf Unit 14½" tall)	2
5	9376-3-03 Adjustable 4 Shelf Unit (60" x 60" x 13½")	1
6	9606-3-01 Accessory Back Panel (for 60" Shelf Unit 14½" tall)	2
7	9859-7-01 REDZONE Medium 6 Bin Set (13")	1
8	9892-7-01 REDZONE 2 Hook Holder (5" diameter)	1
9	9391-3-03 Heavy Duty Shelf Unit (for Secure Storage Modules - 42" x 60" x 16")	1
10	9045-3-02 5 Drawer Secure Storage Module (42" x 17" x 16")	1
11	9604-3-01 Accessory Back Panel (for 42" Shelf Unit 14½" tall)	1
12	9893-7-01 REDZONE 3 Hook Cord or Tool Holder	1
*13	975104-3-01 Van Shelf Mounting Kit - Transit 148" WB	1

* Not Shown

CABLE / PLUMBING

600-8212L Cable/Plumber Package




MODEL	DESCRIPTION	QUANTITY
1	96312-3-01 Screen Bulkhead - Mid-Roof Transit	1
2	96901-3-01 Swing Door Conversion Kit	1
3	9375-3-03 Adjustable 4 Shelf Unit (52" x 60" x 13½")	1
4	9605-3-01 Accessory Back Panel (for 52" Shelf Unit 14½" tall)	2
5	9376-3-03 Adjustable 4 Shelf Unit (60" x 60" x 13½")	1
6	9606-3-01 Accessory Back Panel (for 60" Shelf Unit 14½" tall)	2
7	9893-7-01 REDZONE 3 Hook Cord or Tool Holder	1
8	9391-3-03 Heavy Duty Shelf Unit (for Secure Storage Modules - 42" x 60" x 16")	1
9	9045-3-02 5 Drawer Secure Storage Module (42" x 17" x 16")	1
10	9604-3-01 Accessory Back Panel (for 42" Shelf Unit 14½" tall)	1
11	9893-7-01 REDZONE 3 Hook Cord or Tool Holder	1
12	9504-3-01 Shelf Door (for 42" Shelf Unit)	1
*13	975104-3-01 Van Shelf Mounting Kit - Transit 148" WB	1

* Not Shown

HVAC / MECHANICAL

600-8213L HVAC/Mechanical Package



MODEL	DESCRIPTION	QUANTITY
1	96312-3-01 Screen Bulkhead - Mid-Roof Transit	1
2	96901-3-01 Swing Door Conversion Kit	1
3	9880-3-01 Literature Holder 6 Compartment	1
4	9375-3-03 Adjustable 4 Shelf Unit (52" x 60" x 13½")	1
5	9505-3-01 Shelf Door (for 52" Shelf Unit)	1
6	9605-3-01 Accessory Back Panel (for 52" Shelf Unit 14½" tall)	2
7	9375-3-03 Adjustable 4 Shelf Unit (52" x 60" x 13½")	1
8	9605-3-01 Accessory Back Panel (for 52" Shelf Unit 14½" tall)	2
9	9859-7-01 REDZONE Medium 6 Bin Set (13")	1
10	9863-3-01 Refrigerant Tank Rack (2x30#, 1x 50#)	1
11	9391-3-03 Heavy Duty Shelf Unit (for Secure Storage Modules - 42" x 60" x 16")	1
12	9045-3-02 5 Drawer Secure Storage Module (42" x 17" x 16")	1
13	9893-7-01 REDZONE 3 Hook Cord or Tool Holder	1
*14	975104-3-01 Van Shelf Mounting Kit - Transit 148" WB	1

* Not Shown

ELECTRICAL

600-8214L Electrical Package



MODEL	DESCRIPTION	QUANTITY
1	96312-3-01 Screen Bulkhead - Mid-Roof Transit	1
2	96901-3-01 Swing Door Conversion Kit	1
3	9375-3-03 Adjustable 4 Shelf Unit (52" x 60" x 13½")	1
4	9505-3-01 Shelf Door (for 52" Shelf Unit)	1
5	9605-3-01 Accessory Back Panel (for 52" Shelf Unit 14½" tall)	2
6	9859-7-01 REDZONE Medium 6 Bin Set (13")	1
7	9376-3-03 Adjustable 4 Shelf Unit (60" x 60" x 13½")	1
8	9606-3-01 Accessory Back Panel (for 60" Shelf Unit 14½" tall)	2
9	9858-7-01 REDZONE Small 6 Bin Set (13")	1
10	9882-7-01 REDZONE Wire Spool Holder End Mount	1
11	9391-3-03 Heavy Duty Shelf Unit (for Secure Storage Modules - 42" x 60" x 16")	1
12	9045-3-02 5 Drawer Secure Storage Module (42" x 17" x 16")	1
13	9504-3-01 Shelf Door (for 42" Shelf Unit)	1
14	9604-3-01 Accessory Back Panel (for 42" Shelf Unit 14½" tall)	1
15	9880-3-01 Literature Holder 6 Compartment	1
16	9893-7-01 REDZONE 3 Hook Cord or Tool Holder	1
*17	975104-3-01 Van Shelf Mounting Kit - Transit 148" WB	1

* Not Shown


HIGH ROOF PACKAGES 148" WHEEL BASE



Looking for more legroom in the cab? Change out the standard bulkhead in these Pro Packages for the deep offset high-roof Transit bulkhead by ordering the items in the package individually and using 96322-3-01D. All of the items in this package will still fit in your Transit van with the deep offset bulkhead.

COMMERCIAL / BASE

DRIVER SIDE



PASSENGER SIDE

600-8410L Commercial Shelving Package

MODEL	DESCRIPTION	QUANTITY
1	96322-3-01 Screen Bulkhead - Transit High-Roof	1
2	96901-3-01 Swing Door Conversion Kit	1
3	9375-3-03 Adjustable 4 Shelf Unit (52" x 60" x 13½")	1
4	9605-3-01 Accessory Back Panel (for 52" Shelf Unit 14½" tall)	1
5	9376-3-03 Adjustable 4 Shelf Unit (60" x 60" x 13½")	1
6	9606-3-01 Accessory Back Panel (for 60" Shelf Unit 14½" tall)	1
7	9374-3-03 Adjustable 4 Shelf Unit (42" x 60" x 13½")	1
8	9604-3-01 Accessory Back Panel (for 42" Shelf Unit 14½" tall)	1
9	9893-7-01 REDZONE 3 Hook Cord or Tool Holder	1
*10	975104-3-01 Van Shelf Mounting Kit - Transit 148" WB	1

* Not Shown

GENERAL SERVICE / CONTRACTOR

DRIVER SIDE



PASSENGER SIDE

600-8411L General Service/Contractor Package

MODEL	DESCRIPTION	QUANTITY
1	96322-3-01 Screen Bulkhead - Transit High-Roof	1
2	96901-3-01 Swing Door Conversion Kit	1
3	9375-3-03 Adjustable 4 Shelf Unit (52" x 60" x 13½")	1
4	9605-3-01 Accessory Back Panel (for 52" Shelf Unit 14½" tall)	2
5	9376-3-03 Adjustable 4 Shelf Unit (60" x 60" x 13½")	1
6	9606-3-01 Accessory Back Panel (for 60" Shelf Unit 14½" tall)	2
7	9859-7-01 REDZONE Medium 6 Bin Set (13)	1
8	9892-7-01 REDZONE 2 Hook Holder (5" diameter)	1
9	9391-3-03 Heavy Duty Shelf Unit for Secure Storage Modules - 42" x 60" x 16")	1
10	9045-3-02 5 Drawer Secure Storage Module (42" x 17" x 16")	1
11	9604-3-01 Accessory Back Panel (for 42" Shelf Unit 14½" tall)	1
12	9893-7-01 REDZONE 3 Hook Cord or Tool Holder	1
*13	975104-3-01 Van Shelf Mounting Kit - Transit 148" WB	1

* Not Shown

CABLE / PLUMBING

DRIVER SIDE



600-8412L Cable/Plumber Package

MODEL	DESCRIPTION	QUANTITY
1	96322-3-01 Screen Bulkhead - Transit High-Roof	1
2	96901-3-01 Swing Door Conversion Kit	1
3	9375-3-03 Adjustable 4 Shelf Unit (52" x 60" x 13½")	1
4	9605-3-01 Accessory Back Panel (for 52" Shelf Unit 14½" tall)	2
5	9376-3-03 Adjustable 4 Shelf Unit (60" x 60" x 13½")	1
6	9606-3-01 Accessory Back Panel (for 60" Shelf Unit 14½" tall)	2
7	9893-7-01 REDZONE 3 Hook Cord or Tool Holder	1
8	9391-3-03 Heavy Duty Shelf Unit (for Secure Storage Modules - 42" x 60" x 16")	1
9	9045-3-02 5 Drawer Secure Storage Module (42" x 17" x 16")	1
10	9604-3-01 Accessory Back Panel (for 42" Shelf Unit 14½" tall)	1
11	9893-7-01 REDZONE 3 Hook Cord or Tool Holder	1
12	9504-3-01 Shelf Door for 42" Shelf Unit	1
*13	975104-3-01 Van Shelf Mounting Kit - Transit 148" WB	1

* Not Shown

HVAC / MECHANICAL

DRIVER SIDE



600-8413L HVAC/Mechanical Package

MODEL	DESCRIPTION	QUANTITY
1	96322-3-01 Screen Bulkhead - Transit High-Roof	1
2	96901-3-01 Swing Door Conversion Kit	1
3	9375-3-03 Adjustable 4 Shelf Unit (52" x 60" x 13½")	1
4	9605-3-01 Accessory Back Panel (for 52" Shelf Unit 14½" tall)	2
5	9505-3-01 Shelf Door (for 52" Shelf Unit)	1
6	9376-3-03 Adjustable 4 Shelf Unit (60" x 60" x 13½")	1
7	9606-3-01 Accessory Back Panel (for 60" Shelf Unit 14½" tall)	2
8	9859-7-01 REDZONE Medium 6 Bin Set (13")	1
9	9880-3-01 Literature Holder 6 Compartment	1
10	9863-3-01 Refrigerant Tank Rack (2x 30#, 1x 50#)	1
11	9391-3-03 Heavy Duty Shelf Unit (for Secure Storage Modules - 42" x 60" x 16")	1
12	9045-3-02 5 Drawer Secure Storage Module (42" x 17" x 16")	1
13	9893-7-01 REDZONE 3 Hook Cord or Tool Holder	1
*14	975104-3-01 Van Shelf Mounting Kit - Transit 148" WB	1

* Not Shown

ELECTRICAL

DRIVER SIDE



600-8414L Electrical Package

MODEL	DESCRIPTION	QUANTITY
1	96322-3-01 Screen Bulkhead - Transit High-Roof	1
2	96901-3-01 Swing Door Conversion Kit	1
3	9375-3-03 Adjustable 4 Shelf Unit (52" x 60" x 13½")	1
4	9505-3-01 Shelf Door (for 52" Shelf Unit)	1
5	9605-3-01 Accessory Back Panel (for 52" Shelf Unit 14½" tall)	2
6	9376-3-03 Adjustable 4 Shelf Unit (60" x 60" x 13½")	1
7	9859-7-01 REDZONE Medium 6 Bin Set (13")	1
8	9606-3-01 Accessory Back Panel (for 60" Shelf Unit 14½" tall)	2
9	9858-7-01 REDZONE Small 6 Bin Set (13")	1
10	9882-7-01 REDZONE Wire Spool Holder End Mount	1
11	9391-3-03 Secure Storage Shelf Unit (42" x 16" x 60")	1
12	9045-3-02 5 Drawer Secure Storage Module (42" x 17" x 16")	1
13	9504-3-01 Shelf Door (42")	1
14	9604-3-01 Accessory Back Panel (42" x 14½" high)	1
15	9880-3-01 Literature Holder 6 Compartment	1
16	9893-7-01 REDZONE 3 Hook Cord or Tool Holder	1
*17	975104-3-01 Mounting Kit - Transit 148" High-Roof	1

* Not Shown


HIGH ROOF PACKAGES 148" WB - EXTENDED LENGTH



Looking for more legroom in the cab? Change out the standard bulkhead in these Pro Packages for the deep offset high-roof Transit bulkhead by ordering the items in the package individually and using 96322-3-01D. All of the items in this package will still fit in your Transit Van with the deep offset bulkhead.

COMMERCIAL / BASE

DRIVER SIDE



PASSENGER SIDE

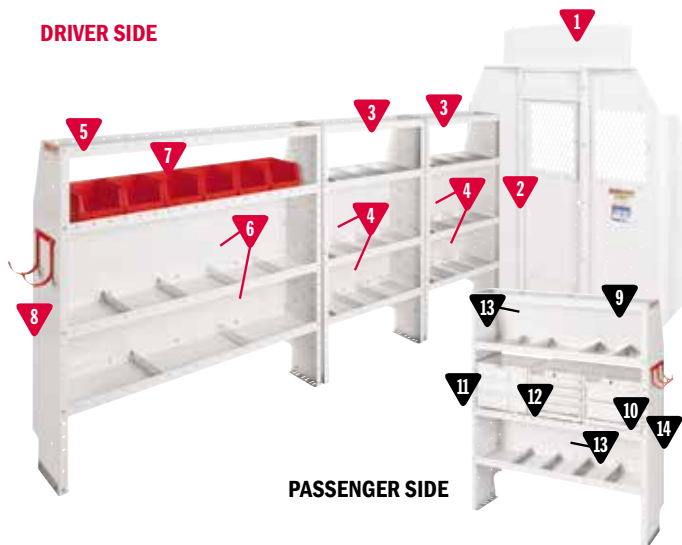
600-8410X Commercial Shelving Package

MODEL	DESCRIPTION	QUANTITY
1	96322-3-01 Screen Bulkhead - Transit High Roof	1
2	96901-3-01 Swing Door Conversion Kit	1
3	9373-3-03 Adjustable 4 Shelf Unit (36" x 60" x 13½")	2
4	9603-3-01 Accessory Back Panel (for 36" Shelf Unit 14½" tall)	2
5	9376-3-03 Adjustable 4 Shelf Unit (60" x 60" x 13½")	1
6	9606-3-01 Accessory Back Panel (for 60" Shelf Unit 14½" tall)	1
7	9376-3-03 Adjustable 4 Shelf Unit (60" x 60" x 13½")	1
8	9606-3-01 Accessory Back Panel (for 60" Shelf Unit 14½" tall)	1
9	9893-7-01 REDZONE 3 Hook Cord or Tool Holder	1
*10	975105-3-01 Van Shelf Mounting Kit - Transit 148" EXT WB	1

* Not Shown

GENERAL SERVICE / CONTRACTOR

DRIVER SIDE



PASSENGER SIDE

600-8411X General Service/Contractor Package

MODEL	DESCRIPTION	QUANTITY
1	96322-3-01 Screen Bulkhead - Transit High Roof	1
2	96901-3-01 Swing Door Conversion Kit	1
3	9373-3-03 Adjustable 4 Shelf Unit (36" x 60" x 13½")	2
4	9603-3-01 Accessory Back Panel (for 36" Shelf Unit 14½" tall)	4
5	9376-3-03 Adjustable 4 Shelf Unit (60" x 60" x 13½")	1
6	9606-3-01 Accessory Back Panel (for 60" Shelf Unit 14½" tall)	2
7	9859-7-01 REDZONE Medium 6 Bin Set (13")	1
8	9892-7-01 REDZONE 2 Hook Holder (5" diameter)	1
9	9375-3-03 Adjustable 4 Shelf Unit (52" x 60" x 13½")	1
10	9912-3-02 2 Drawer Cabinet (16" x 14" x 12")	1
11	9909-3-02 Parts Cabinet 9 Bin (16" x 12" x 12")	1
12	9914-3-02 4 Drawer Cabinet (16" x 14" x 12")	1
13	9605-3-01 Accessory Back Panel (for 52" Shelf Unit 14½" tall)	2
14	9893-7-01 REDZONE 3 Hook Cord or Tool Holder	1
*15	975105-3-01 Van Shelf Mounting Kit - Transit 148" EXT WB	1

* Not Shown

CABLE / PLUMBING

DRIVER SIDE



PASSENGER SIDE


600-8412X Cable/Plumber Package

MODEL	DESCRIPTION	QUANTITY
1	96322-3-01 Screen Bulkhead - High-Roof Transit	1
2	96901-3-01 Swing Door Conversion Kit	1
3	9373-3-03 Adjustable 4 Shelf Unit (36" x 60" x 13½")	2
4	9603-3-01 Accessory Back Panel (for 36" Shelf Unit 14½" tall)	4
5	9376-3-03 Adjustable 4 Shelf Unit (60" x 60" x 13½")	1
6	9606-3-01 Accessory Back Panel (for 60" Shelf Unit 14½" tall)	2
7	9893-7-01 REDZONE 3 Hook Cord or Tool Holder	1
8	9375-3-03 Adjustable 4 Shelf Unit (52" x 60" x 13½")	1
9	9912-3-02 2 Drawer Cabinet (16" x 14" x 12")	1
10	9909-3-02 Parts Cabinet 9 Bin (16" x 12" x 12")	1
11	9914-3-02 4 Drawer Cabinet (16" x 14" x 12")	1
12	9505-3-01 Shelf Door (for 52" Shelf Unit)	1
13	9605-3-01 Accessory Back Panel (for 52" Shelf Unit 14½" tall)	2
14	9893-7-01 REDZONE 3 Hook Cord or Tool Holder	1
*15	975105-3-01 Van Shelf Mounting Kit - Transit 148" EXT WB	1

* Not Shown

HVAC / MECHANICAL

DRIVER SIDE



PASSENGER SIDE

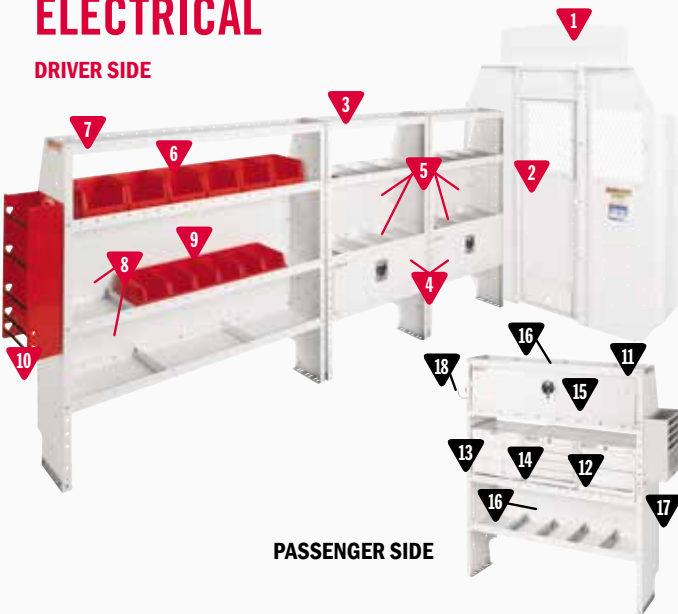
600-8413X HVAC/Mechanical Package

MODEL	DESCRIPTION	QUANTITY
1	96322-3-01 Screen Bulkhead - High-Roof Transit	1
2	96901-3-01 Swing Door Conversion Kit	1
3	9863-3-01 Refrigerant Tank Rack (2x 30#, 1x 50#)	1
4	9373-3-03 Adjustable 4 Shelf Unit (36" x 60" x 13½")	2
5	9503-3-01 Shelf Door (for 36" Shelf Unit)	2
6	9603-3-01 Accessory Back Panel (for 36" Shelf Unit 14½" tall)	4
7	9376-3-03 Adjustable 4 Shelf Unit (60" x 60" x 13½")	1
8	9606-3-01 Accessory Back Panel (for 60" Shelf Unit 14½" tall)	2
9	9859-7-01 REDZONE Medium 6 Bin Set (13")	1
10	9375-3-03 Adjustable 4 Shelf Unit (52" x 60" x 13½")	1
11	9912-3-02 2 Drawer Cabinet (16" x 14" x 12")	1
12	9909-3-02 Parts Cabinet 9 Bin (16" x 12" x 12")	1
13	9914-3-02 4 Drawer Cabinet (16" x 14" x 12")	1
14	9880-3-01 Literature Holder 6 Compartment	1
15	9893-7-01 REDZONE 3 Hook Cord or Tool Holder	1
*16	975105-3-01 Van Shelf Mounting Kit - Transit 148" EXT WB	1

* Not Shown

ELECTRICAL

DRIVER SIDE



PASSENGER SIDE

600-8414X Electrical Package

MODEL	DESCRIPTION	QUANTITY
1	96322-3-01 Screen Bulkhead - High-Roof Transit	1
2	96901-3-01 Swing Door Conversion Kit	1
3	9373-3-03 Adjustable 4 Shelf Unit (36" x 60" x 13½")	2
4	9503-3-01 Shelf Door for 36" Shelf Unit	2
5	9603-3-01 Accessory Back Panel (for 36" Shelf Unit 14½" tall)	4
6	9859-7-01 REDZONE Medium 6 Bin Set 13"	1
7	9376-3-03 Adjustable 4 Shelf Unit (60" x 60" x 13½")	1
8	9606-3-01 Accessory Back Panel (for 60" Shelf Unit 14½" tall)	2
9	9858-7-01 REDZONE Small 6 Bin Set (13")	1
10	9882-7-01 REDZONE Wire Spool Holder End Mount	1
11	9375-3-03 Adjustable 4 Shelf Unit (52" x 13½" x 60")	1
12	9912-3-02 2 Drawer Cabinet (16" x 14" x 12")	1
13	9909-3-02 Parts Cabinet 9 Bin (16" x 12" x 12")	1
14	9914-3-02 4 Drawer Cabinet (16" x 14" x 12")	1
15	9505-3-01 Shelf Door (52")	1
16	9605-3-01 Accessory Back Panel (52" x 14½" high)	2
17	9880-3-01 Literature Holder 6 Compartment	1
18	9893-7-01 REDZONE 3 Hook Cord or Tool Holder	1
*19	975105-3-01 Mounting Kit - 148" High-Roof Transit	1

* Not Shown

TRANSIT CONNECT PACKAGES

NEW! AVAILABLE JUNE 2018



Transit Connect Mounting Kit

- Heavy gauge steel mounting plates distribute shelf load and provide secure mounting to van interior
- Mounts directly to reinforced weld nuts and cargo tie-downs or into existing holes
- Faster installation with reduced risk of damage to van during installation - no drilling new holes

MODEL	DESCRIPTION
9751-3-01	Rear Shelf Mounting Kit
975106-3-01	Driver Side Mounting Kit
975107-3-01	Passenger Side Mounting Kit

COMMERCIAL SHELVING

DRIVER SIDE




PASSENGER SIDE

600-8310 Commercial Shelving Package (Long WB)

MODEL	DESCRIPTION	QUANTITY
1	96111-3-02 Mesh Bulkhead - Transit Connect Compact	1
2/2	9353-3-03 Adjustable 3 Shelf Unit (36" x 44" x 13½")	2
3/3	9603-3-01 Accessory Back Panel (36" x 14½")	4
4	9751-3-01 Rear Shelving Mounting Kit - Transit Connect	1

GENERAL SERVICE

DRIVER SIDE



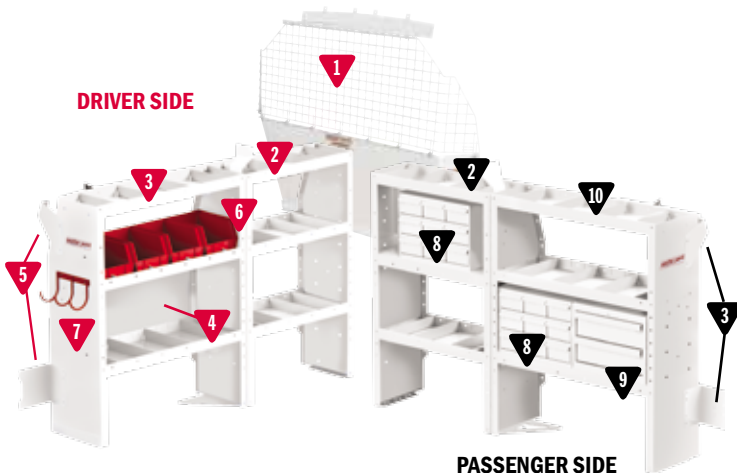
PASSENGER SIDE

600-8311 General Service Package (Long WB)

MODEL	DESCRIPTION	QUANTITY
1	96111-3-02 Mesh Bulkhead - Transit Connect Compact	1
2/2	9353-3-03 Adjustable 3 Shelf Unit (44" x 36" x 13½")	2
3	9503-3-01 Shelf Door (for 36" Shelf Unit)	1
4/4	9603-3-01 Accessory Back Panel (for 36" Shelf Unit 14½" tall)	2
5	9893-7-01 REDZONE 3 Hook Cord or Tool Holder	1
6	9909-3-02 Parts Cabinet 9 Bin (16" x 12" x 12")	1
7	9912-3-02 2 Drawer Cabinet (16" x 14" x 12")	1
8	9751-3-01 Rear Shelving Mounting Kit - Transit Connect	1

600-8311L General Service Package (Long WB)

DRIVER SIDE

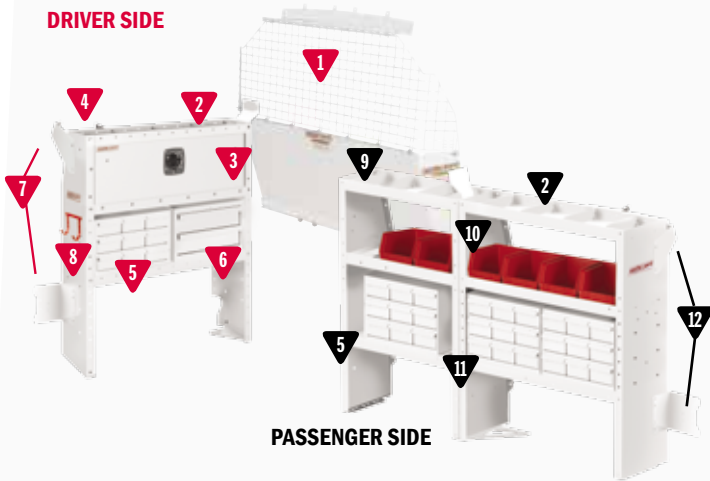


PASSENGER SIDE

MODEL	DESCRIPTION	QUANTITY
1	96111-3-02 Mesh Bulkhead - Transit Connect Compact	1
2/2	9352-3-03 Adjustable 3 Shelf Unit (28" x 44" x 13½")	2
3/3	9353-3-03 Adjustable 3 Shelf Unit (36" x 44" x 13½")	2
4	9603-3-01 Accessory Back Panel for 36" Shelf Unit (14½" tall)	1
5	975106-3-01 Mounting Kit - Transit Connect Driver Side	1
6	9859-7-01 Parts Cabinet Medium 6 Bin Set (7" x 8¼" x 10⅞")	1
7	9893-7-01 REDZONE 3 Hook Cord or Tool Holder	1
8	9909-3-02 Parts Cabinet 9 Bin Set (12" x 17" x 12")	2
9	9912-3-02 2 Drawer Cabinet (16" x 14" x 12")	1
10	975107-3-01 Mounting Kit - Transit Connect Passenger Side	1

PLUMBING

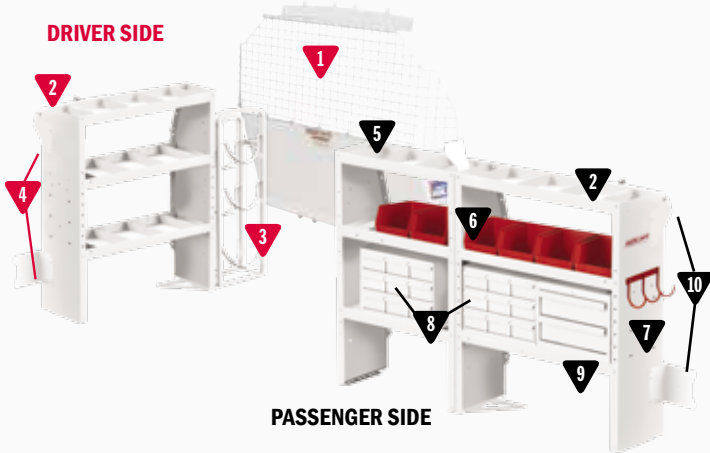
600-8312L Plumbing Package (Long WB)



MODEL	DESCRIPTION	QUANTITY
1	96111-3-02 Mesh Bulkhead - Transit Connect Compact	1
2/2	9353-3-03 Adjustable 3 Shelf Unit (44" x 36" x 13½")	2
3	9503-3-01 Shelf Door (for 36" Shelf Unit)	1
4	9603-3-01 Accessory Back Panel (for 36" Shelf Unit 14½" tall)	1
5/5	9909-3-02 Parts Cabinet 9 Bin (16" x 12" x 12")	2
6	9912-3-02 2 Drawer Cabinet (16" x 14" x 12")	1
7	975106-3-01 Driver Side Mounting Kit - Transit Connect	1
8	9892-7-01 REDZONE 2 Hook Holder (5" diameter)	1
9	9352-3-03 Adjustable 3 Shelf Unit (28" x 44" x 13½")	1
10	9859-7-01 REDZONE Medium 6 Bin Set 13"	1
11	9918-3-02 Parts Cabinet 18 Bin (32" x 12" x 12")	1
12	975107-3-01 Passenger Side Mounting Kit - Transit Connect	1

HVAC / MECHANICAL

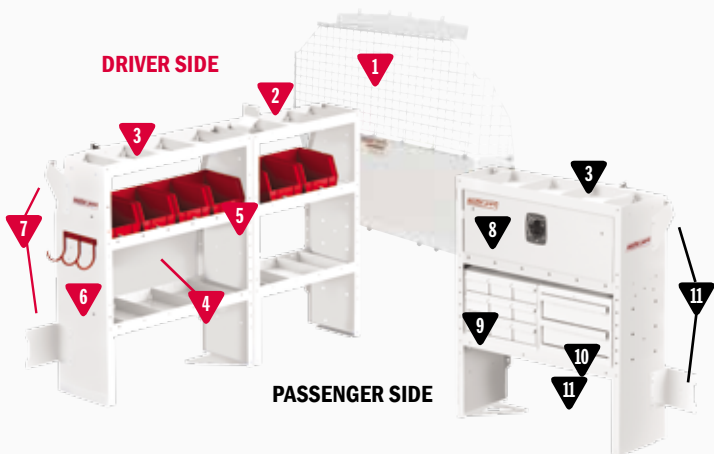
600-8313L HVAC/Mechanical Package (Long WB)



MODEL	DESCRIPTION	QUANTITY
1	96111-3-02 Mesh Bulkhead - Transit Connect Compact	1
2/2	9353-3-03 Adjustable 3 Shelf Unit (44" x 36" x 13½")	2
3	9863-3-01 Refrigerant Tank Rack (1 x 50 lbs., 2 x 30lbs.) (40" x 8" x 8")	1
4	975106-3-01 Driver Side Mounting Kit (Transit Connect)	1
5	9352-3-03 Adjustable 3 Shelf Unit (28" x 44" x 13½")	1
6	9859-7-01 Medium 6 Bin Set (7" x 8" x 12")	1
7	9893-7-01 REDZONE 3 Hook Cord or Tool Holder	1
8	9909-3-02 Parts Cabinet 9 Bin (16" x 12" x 12")	2
9	9912-3-02 2 Drawer Cabinet (16" x 14" x 12")	1
10	975107-3-01 Passenger Side Mounting Kit - Transit Connect	1

ELECTRICAL

600-8314L Electrical Package (Long WB)



MODEL	DESCRIPTION	QUANTITY
1	96111-3-02 Mesh Bulkhead - Transit Connect Compact	1
2	9352-3-03 Adjustable 3 Shelf Unit (28" x 44" x 13½")	1
3/3	9353-3-03 Adjustable 3 Shelf Unit (36" x 44" x 13½")	2
4	9603-3-01 Accessory Back Panel (for 36" Shelf Unit 14½" tall)	1
5	9859-7-01 REDZONE Medium 6 Bin Set (13")	1
6	9893-7-01 REDZONE 3 Hook Cord or Tool Holder	1
7	975106-3-01 Driver Side Mounting Kit - Transit Connect	1
8	9503-3-01 Shelf Door (for 36" Shelf Unit)	1
9	9909-3-02 Parts Cabinet 9 Bin (16" x 12" x 12")	1
10	9912-3-02 2 Drawer Cabinet (16" x 14" x 12")	1
11	975107-3-01 Passenger Side Mounting Kit - Transit Connect	1

BULKHEADS

WEATHER GUARD® Van Bulkheads separate the driver compartment from the cargo area for maximum protection against shifting loads. Polycarbonate windows reduce noise and provide visibility through the bulkhead. The angled design cuts glare to improve visibility and safety. Bulkhead accessories are available to make the most of organization space in your van. Deep offset bulkheads provide superior comfort in the cab area allowing full seat travel. Designated by a "D" at the end of the part number.



Model 96301-3-01

Model 96302-3-01

Low Roof Bulkhead for Transit Van

MODEL	DESCRIPTION	WEIGHT
96301-3-01	Window Bulkhead, Low-Roof	67 lbs.
96302-3-01	Mesh Bulkhead, Low-Roof	67 lbs.
96301-3-01D	Deep Offset Window Bulkhead, Low-Roof	70 lbs.
96302-3-01D	Deep Offset Mesh Bulkhead, Low-Roof	70 lbs.
96901-3-01	Hinge Kit converts bulkhead to swinging door with lockable latch for all Full-Size Bulkheads	4 lbs.



Model 96311-3-01

Model 96312-3-01

Mid Roof Bulkhead for Transit Van

MODEL	DESCRIPTION	WEIGHT
96311-3-01	Window Bulkhead, Mid-Roof	108 lbs.
96312-3-01	Mesh Bulkhead, Mid-Roof	108 lbs.
96311-3-01D	Deep Offset Window Bulkhead, Mid-Roof	111 lbs.
96312-3-01D	Deep Offset Mesh Bulkhead, Mid-Roof	111 lbs.
96903-3-01	Solid Bulkhead Panel Adapter Kit for all Full-Size Bulkheads	10 lbs.



Model 96321-3-01

Model 96322-3-01

High Roof Bulkhead for Transit Van

MODEL	DESCRIPTION	WEIGHT
96321-3-01	Window Bulkhead, High-Roof	108 lbs.
96322-3-01	Mesh Bulkhead, High-Roof	108 lbs.
96321-3-01D	Deep Offset Window Bulkhead, High-Roof	111 lbs.
96322-3-01D	Deep Offset Mesh Bulkhead, High-Roof	111 lbs.



Model 96111-3-02

Model 96511-3-02

Bulkhead for Transit Connect Van

Window bulkheads offer unobstructed visibility of the cargo area, side door, and rear door. Maximizes comfort in the passenger area. Lightweight mesh bulkheads deliver full driver and cargo protection.

MODEL	DESCRIPTION	WEIGHT
96511-3-02	Window Bulkhead**	40 lbs.
96111-3-02	Screen Bulkhead	35 lbs.

**Ford Transit Connect (2010 - 2013 model years) use -01 instead of -02

ADJUSTABLE SHELVING

Durable, professional grade WEATHER GUARD® Van Shelving takes it to the max! Maximum customization and capacity, for maximum productivity. Shelves can be adjusted quickly without removing them from the van. Assembly and installation is faster and easier than before.

17° TAPERED END PANEL CLOSER FIT

for more working space inside the van

DEEP FULLY HEMMED SHELVES

sized for tools, equipment, and other materials

EASY TO CUSTOMIZE

with pre-punched mounting holes for WEATHER GUARD® accessories and cabinets

EASY TO ASSEMBLE AND STALL

with captive nuts on each shelf and complete installation hardware

WEATHER GUARD® EXCLUSIVE!



ADJUSTABLE DIVIDERS

Includes pack of four adjustable dividers for each shelf

PUNCHED SHELVES

for easier installation of accessory cabinets

FRONT FLOOR CLEARANCE (16" SHELVES DEEP)

for material storage. Fits PACK RAT® Drawer Units

UNMATCHED DURABILITY

achieved with heavy duty 18 gauge steel construction

FLAT FRONTS

on 13½" deep adjustable shelves. Mount doors and accessories at floor level

Shelf Units: Ships complete in one carton

MODEL	HEIGHT	WIDTH	DEPTH	SHELVES	DIVIDERS	WEIGHT
9333-3-03	34"	36"	13½"	2	8	48 lbs.
9334-3-03	34"	42"	13½"	2	8	48 lbs.
9335-3-03	34"	52"	13½"	2	8	72 lbs.
9336-3-03	34"	60"	13½"	2	8	70 lbs.
9343-3-03	44"	36"	16"	3	12	74 lbs.
9344-3-03	44"	42"	16"	3	12	80 lbs.
9345-3-03	44"	52"	16"	3	12	85 lbs.
9346-3-03	44"	60"	16"	3	12	104 lbs.
NEW! 9352-3-03	44"	28"	13½"	3	12	50 lbs.
9353-3-03	44"	36"	13½"	3	12	53 lbs.
9354-3-03	44"	42"	13½"	3	12	57 lbs.
9355-3-03	44"	52"	13½"	3	12	66 lbs.
9356-3-03	44"	60"	13½"	3	12	73 lbs.
9363-3-03	60"	36"	16"	4	16	92 lbs.
9364-3-03	60"	42"	16"	4	16	94 lbs.
9365-3-03	60"	52"	16"	4	16	110 lbs.
9366-3-03	60"	60"	16"	4	16	136 lbs.
9373-3-03	60"	36"	13½"	4	16	76 lbs.
9374-3-03	60"	42"	13½"	4	16	94 lbs.
9375-3-03	60"	52"	13½"	4	16	110 lbs.
9376-3-03	60"	60"	13½"	4	16	136 lbs.

24" Deep Jumbo Shelving Items

Extra deep 24" shelving constructed of 18-gauge steel and finished with durable brite white powder coat. These shelves are easy to assemble and provide the perfect foundation for a customized van or trailer. Special order only, with longer lead times.



MODEL	HEIGHT	WIDTH	DEPTH	SHELVES
8393-3-01	59½"	42¼"	24"	3
8394-3-01	59½"	51¼"	24"	3
8395-3-01	59½"	69¼"	24"	3
8118-3-01	Short Bin Dividers for 24"D Shelves			

NEW ITEMS AVAILABLE JUNE 2018



SECURE STORAGE

Add extra security and theft-resistance for valuable tools and equipment with WEATHER GUARD® Secure Storage shelf units. Multiple door and drawer modules easily assemble into REDZONE Shelving. Our welded steel construction and heavy-duty locking mechanism ensures peace of mind on the job or in the parking lot.

Select the shelf unit to fit your van, then the storage module to fit your needs.

Secure Storage Shelf Units (42" Wide)

MODEL		HEIGHT	DIVIDERS	WEIGHT
9381-3-03	Full Size Vans	44"	8	104 lbs.
<i>Includes end panel and top shelf for secure storage unit</i>				
9391-3-03	High Roof Vans	60"	12	108 lbs.
<i>Includes end panels, top and center shelf for secure storage unit</i>				
9040-3-01	Door Module			47 lbs.
9045-3-02	5 Drawer Module			78 lbs.

Secure Storage Service Parts

MODEL	DESCRIPTION	WEIGHT
70206-xx	Replacement Lock Kit	117 lbs.
70210-xx	Key Kit	1 lb.
70211-xx	Replacement D Handle Kit	1 lb.

xx- Designates key code. Specify key code 11-20 when ordering



Door Module
9040-3-01



5 Drawer
Module
9045-3-02

NEW!

SHELVING MOUNTING KITS



UNIQUE 4-WAY STOP
restricts movement

SECURE INSTALLATION
evens out load spread

OPEN FLOOR MOUNT
no floor rail to get in the way



STEEL MOUNTING PLATES
distributes shelf load

MOUNTS TO EXISTING HOLES

FAST INSTALLATION
no drilling needed

Transit Shelving Mounting Kit

- Unique 4-way stop combines mounting straps with steel brackets to resist front and back and side to side movement
- Secure installation - upper extruded aluminum rail spreads load across van wall
- Patent pending Twist-in Plates for easier shelf placement along van wall
- Open floor mounting - no floor rail to interfere with wide or bulky items under the bottom shelf

MODEL	DESCRIPTION	WEIGHT
975101-3-01	130" WB LR Mounting Kit	13 lbs.
975102-3-01	148" WB LR Mounting Kit	19 lbs.
975103-3-01	130" WB Mounting Kit	11 lbs.
975104-3-01	148" WB Mounting Kit	13 lbs.
975105-3-01	148" EXT WB Mounting Kit	19 lbs.

Transit Connect Shelving Mounting Kit

- Heavy gauge steel mounting plates distribute shelf load and provide secure mounting to van interior
- Kit mounts shelf units directly to reinforced weld nuts or factory holes in the van without drilling new holes
- Faster installation with reduced risk of damage to van

MODEL	DESCRIPTION	WEIGHT
9751-3-01	Complete Rear Mounting Kit	11 lbs.
975106-3-01	Driver Side Mounting Kit	15 lbs.
975107-3-01	Passenger Side Mounting Kit	15 lbs.

ACCESSORIES



Shelf Doors with High Security D Handle Lock
Mount to shelf units or to retainer lips. Single point D-handle lock for added security. Allow seven mounting holes shelf to shelf spacing

MODEL	HEIGHT	SHELF WIDTH	WEIGHT
NEW! 9502-3-01	11"	28"	10 lbs.
9503-3-01	11"	36"	13 lbs.
9504-3-01	11"	42"	17 lbs.
9505-3-01	11"	52"	21 lbs.
9506-3-01	11"	60"	25 lbs.

Light Weight Shelf Back Panels
Use with shelf doors to turn a shelf into a cabinet

MODEL	HEIGHT	SHELF WIDTH	WEIGHT
NEW! 9602-3-02	7¾"	28"	2 lbs.
9603-3-02	7¾"	36"	2 lbs.
9604-3-02	7¾"	42"	3 lbs.
9605-3-02	7¾"	52"	4 lbs.
9606-3-02	7¾"	60"	5 lbs.
NEW! 9602-3-01	14½"	28"	4 lbs.
9603-3-01	14½"	36"	4 lbs.
9604-3-01	14½"	42"	6 lbs.
9605-3-01	14½"	52"	8 lbs.
9606-3-01	14½"	60"	10 lbs.

Retainer Lips
Keeps items in place under shelf units

MODEL	HEIGHT	SHELF WIDTH	DEPTH	WEIGHT
NEW! 9702-3-02	1½"	28"	1½"	1 lb.
9703-3-02	1½"	36"	1½"	1 lb.
9704-3-02	1½"	42"	1½"	1 lb.
9705-3-02	1½"	52"	1½"	2 lbs.
9706-3-02	1½"	60"	1½"	2 lbs.

End Panels
Can't find the shelf combination you need? Configure your own shelf system with end panels and accessory shelves.

MODEL	HEIGHT	WIDTH	DEPTH	WEIGHT
9243-3-01	36"	2"	13½"	22 lbs.
9244-3-01	44"	2"	13½"	18 lbs.
9246-3-01	60"	2"	13½"	33 lbs.
9274-3-01	44"	2"	16"	30 lbs.
9276-3-01	60"	2"	16"	34 lbs.

Extra Shelves
Includes one set of dividers

MODEL	HEIGHT	WIDTH	DEPTH	WEIGHT
NEW! 9142-3-01	2"	28"	13½"	10 lbs.
9143-3-01	2"	36"	13½"	14 lbs.
9144-3-01	2"	42"	13½"	18 lbs.
9145-3-01	2"	52"	13½"	22 lbs.
9146-3-01	2"	60"	13½"	26 lbs.
9163-3-01	2"	36"	16"	14 lbs.
9164-3-01	2"	42"	16"	18 lbs.
9165-3-01	2"	52"	16"	22 lbs.
9166-3-01	2"	60"	16"	26 lbs.



Locking Storage & CATV Cabinets


MODEL	SHELVES	HEIGHT	WIDTH	DEPTH	WEIGHT
1 9020-3-01	N/A	22"	18"	16"	25 lbs.
2 9021-3-01	2*	22"	18"	16"	35 lbs.

*Removable Shelves



Bin Sets
Sturdy plastic bins sized to fit 16" or 13" deep adjustable van shelving

MODEL	HEIGHT	WIDTH	DEPTH	BINS	WEIGHT
9854-7-01	5"	5½"	14¾"	9	8 lbs.
9855-7-01	7"	8¾"	14¾"	6	10 lbs.
9856-7-01	7"	16½"	14¾"	3	8 lbs.
9858-7-01	5"	5½"	10⅞"	6	8 lbs.
9859-7-01	7"	7"	10⅞"	6	8 lbs.



Van Floor Mats
Floor mats protect the van floor from normal wear and tear, prevent cargo from shifting, and reduce noise.


MODEL	VAN TYPE	WEIGHT
89011	70" x 127" Rectangular Mat*	55 lbs.
89024	130" WB Mat ('15 & newer Ford Transit)	45 lbs.
89025	148" WB Mat ('15 & newer Ford Transit)	50 lbs.
89026	148" Extended WB Mat ('15 & newer Transit)	55 lbs.

*Must be cut to fit any style vans

NEW ITEMS AVAILABLE JUNE 2018

ACCESSORIES

CAB COMMAND CENTER



WEATHER GUARD® EXCLUSIVE!



Cab Command Center for Transit

MODEL	HEIGHT	WIDTH	DEPTH	WEIGHT
9010-3-01	18"	7½"	20"	30 lbs.

RAISED MOUNTING BASE FOR 7" FLOOR CLEARANCE
with tamper-resistant Torx® head mounting bolts



POWER PASS® ELECTRICAL PASS-THRU GROMMET

allows you to charge items within the box

SECURE D HANDLE LOCKS

single point latching for theft-resistance

SIMPLIFIED INSTALLATION

gets you back on the job quickly



Floor Mounted Accessories

	MODEL	DESCRIPTION	HEIGHT	WIDTH	DEPTH	WEIGHT
1	9861-3-01	Cable Spool Holder	42½"	19¾"	16¼"	37 lbs.
2	9862-3-01	3-50 lb. Tank Holder	45½"	15½"	8"	31 lbs.
3	9863-3-01	2-30 lb., 1-50 lb. Tank Holder	40"	15½"	8"	27 lbs.
4	9864-3-01	4-30 lb. Tank Holder	48½"	13"	8"	31 lbs.
5	9860-3-01	Catalog File Unit	36"	6"	12"	16 lbs.
6	9885-7-01	5 Gal. Bucket Holder	6¼"	11¼"	11¼"	8 lbs.



LIMITED QUANTITIES!

Door Trays and Literature Holders

	MODEL	HEIGHT	WIDTH	DEPTH	WEIGHT
1	9871-3-01	21¾"	20¼"	4⅝"	19 lbs.
2	9872-3-01	21¾"	20¼"	4⅝"	18 lbs.
3	9873-3-01	21¾"	20¼"	4⅝"	19 lbs.
4	9880-3-01	16"	13"	5"	11 lbs.

REDZONE ACCESSORIES

Looking for parts and supplies won't slow you down with new and re-engineered REDZONE van storage accessories. Organizers and holders keep frequently used items in easy reach for maximum productivity. Tool cabinets, parts bin boxes, and locking storage keep small components organized.

CUSTOMIZED ORGANIZATION
for supplies and tools


HEAVY DUTY 18 GAUGE STEEL CONSTRUCTION
makes for tough, long lasting accessories

POWDER COAT FINISH
provides durability

EASY TO INSTALL
to shelf end panels, bulkheads, and door



HOOKS AND BRACKETS



REDZONE Accessories

	MODEL	DESCRIPTION	HEIGHT	WIDTH	DEPTH	WEIGHT
1	9874-7-01	Can Organizer	9.8"	12"	4"	3 lbs.
2	9879-7-01	Tool Organizer	5½"	15"	4"	3 lbs.
3	9881-7-01	Caulk Tube Tray	7½"	13½"	7½"	4¼ lbs.
4	9882-7-01	Wire Spool Holder End Mount	26"	14"	6"	12 lbs.
5	9883-7-01	Large Parts Bin	11"	13"	7"	10 lbs.
6	9884-7-01	Medium Parts Bin	6½"	13"	7"	8 lbs.
7	9885-7-01	5 Gallon Bucket Holder	6¼"	11¼"	11¼"	8 lbs.
8	9886-7-01	30# Refrigerant Tank Holder	10¾"	9¾"	9¾"	9 lbs.
9	9887-7-01	Ladder Holder	4"	1½"	3½"	¼ lb.
10	9891-7-01	Large Hook (5" diameter)	8"	1¼"	5"	½ lb.
11	9892-7-01	2 Hook Holder (5" diameter)	8"	9"	5"	½ lb.
12	9893-7-01	3 Hook Cord or Tool Holder	5¼"	9"	4½"	½ lb.

CABINETS



Mechanics Grade Tool Cabinets

High quality and durable mechanics-grade Tool Cabinets for your van feature easy-to-grip handles, smooth ball-bearing rollers, latches for each drawer, and secure locks that can be keyed alike. Bin Cabinets feature hook and loop fasteners to securely hold bins in place.

	MODEL	DRAWERS	HEIGHT	WIDTH	DEPTH	WEIGHT
1	9912-3-02	2	12"	16"	13.7"	26 lbs.
2	9914-3-02	4	12"	16"	13.7"	32 lbs.
3	9924-3-02	4	24"	16"	13.7"	48 lbs.
4	9928-3-02	8	24"	16"	13.7"	60 lbs.
5	9984-3-01	4	24"	18"	13.7"	53 lbs.
6	9988-3-01	8	24"	18"	13.7"	60 lbs.

Cabinet Divider Kits

	MODEL	DESCRIPTION	WEIGHT
	9822-3-01	Divider and Liner Kit for 9914-3-02, 9928-3-02	2 lbs.
	9824-3-01	Divider and Liner Kit for 9912-3-02, 9924-3-02	2 lbs.



Parts Boxes & Bin Cabinets

	MODEL	BINS	HEIGHT	WIDTH	DEPTH	WEIGHT
1	9906-3-02	6	4½"	32½"	11¾"	18 lbs.
2	9909-3-02	9	12"	17"	11¾"	28 lbs.
3	9918-3-02	18	12"	32½"	11¾"	54 lbs.
4	9950-7-02*	N/A	12.6"	20.3"	14.4"	4 lbs.
5	9951-9-01	N/A	3"	18½"	13"	3 lbs.

Special Order Cabinets (Call for availability. Longer lead time required)

6	8908-3	8	8½"	22 "	11¾"	24 lbs.
---	--------	---	-----	------	------	---------

*Parts cases not included



1 Invert shelf when assembling it and mount cabinet directly to shelf.

2 Keep shelf facing up and use Cabinet Mounting Spacer kit Model 9994.

Cabinet Accessory Mounting

The new van shelf design includes cabinet mounting holes that make it easier to assemble and install. There are two fast ways to mount cabinet and parts boxes to van shelves.

	MODEL	DESCRIPTION	WEIGHT
	9822-3-01	Divider and Liner Kit for 9914-3-02, 9928-3-02	2 lbs.
	9824-3-01	Divider and Liner Kit for 9912-3-02, 9924-3-02	2 lbs.

DRAWER UNITS




PACK RAT® Drawer Units

MODEL	HEIGHT	WIDTH	DEPTH	COMPARTMENTS	DIVIDERS	WEIGHT
STEEL DRAWER UNITS						
301-3	12½"	30"	24"	3	12	169 lbs.
303-3	12½"	39¾"	24"	4	12	217 lbs.
304-3	9"	30"	48"	2	6	220 lbs.
305-3	9"	10¼"	48"	1	6	106 lbs.
306-3	9"	20"	48"	2	12	179 lbs.
307-3	9"	30"	48"	3	18	247 lbs.
308-3	9"	39¾"	48"	4	24	322 lbs.
308-5	9"	39¾"	48"	4	24	322 lbs.
312-3	9"	30"	24"	3	12	151 lbs.
334-3	12½"	30"	48"	2	6	245 lbs.
335-3	12½"	10¼"	48"	1	6	130 lbs.
336-3	12½"	20"	48"	2	12	210 lbs.
337-3	12½"	30"	48"	3	18	294 lbs.
338-3	12½"	39¾"	48"	4	24	383 lbs.
338-5	12½"	39¾"	48"	4	24	383 lbs.
ALUMINUM DRAWER UNITS						
310-3-01	14½"	11¾"	42"	1	0	56 lbs.



FOR FULL-SIZE VAN & MINIVAN REAR DOOR

Model 3200



FOR LONG WHEEL BASE FULL-SIZE VAN REAR DOOR

Model 3400




ITEMIZER® Drawer Units

These storage solutions conveniently increase your storage space by placing small equipment at your fingertips without the need to crawl inside the van. Drawer dividers provide an extensive array of organizing options.

- Lightweight Aluminum Drawers carry up to 75 lbs. each
- Units Can be stacked as needed for additional storage
- Roller mounted drawers glide open to full extension
- Adjustable drawer dividers offer greater flexibility
- Anti-Skid Strips provide traction for wet and muddy boots

MODEL	DRAWERS	HEIGHT	WIDTH	DEPTH	WEIGHT
314-3	1	6¾"	12¼"	49"	26 lbs.
316-3	2 Lateral	6¾"	24"	49"	55 lbs.
317-3	3 Lateral	6¾"	36"	49"	85 lbs.
318-3	4 Lateral	6¾"	48"	49"	110 lbs.
326-3	2 Stacked	12¼"	12¼"	49"	48 lbs.
327-3	3 Stacked	17¾"	12¼"	49"	71 lbs.
328-3	4 Stacked	23½"	12¼"	49"	92 lbs.



FOR FULL-SIZE VAN SIDE DOOR

Model 3100

BED RAT® Sliding Platforms

MODEL	HEIGHT	WIDTH	DEPTH	WEIGHT
3100	4¾"	22"-44¾"	54"	97 lbs.
3200	4¾"	44¾"	68"	123 lbs.
3400	4¾"	44¾"	90"	155 lbs.

EZGlide2™ DROP-DOWN LADDER RACK



EASIEST TO OPERATE

50% less effort to operate than competitor drop-down ladder racks, reducing strain on the operator

INCREASED PRODUCTIVITY

Get ladders off your van on the job faster and reduce worker fatigue and injuries

LIGHTEST WEIGHT

Drop-down ladder rack available

- Maximize fuel economy
- Maximize carrying capacity

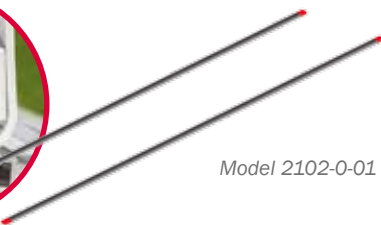
MOST VERSATILE

- Up to 40' extension ladders
- 3' - 10' stepladders
- Conduit carriers

STEP 1

CHOOSE A MOUNTING KIT

(Mounting Kit not needed for Ford E-Series - Go to Step 2)



Model 2102-0-01

Mounting Channel Kits

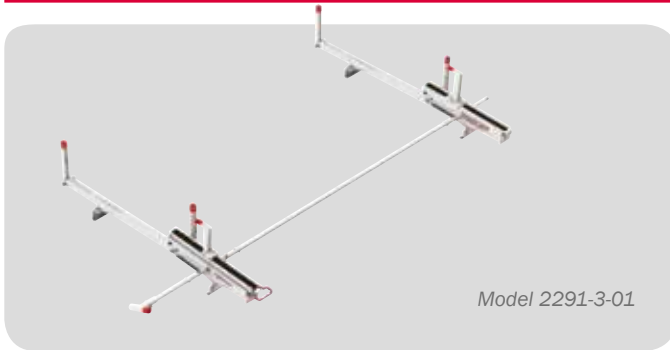
All Mounting Channel Kits attach to factory mounting points. No drilling required. All hardware included.

MODEL	DETAILS	WEIGHT
2102-0-01	Mounting Channel Kit - Transit 148" and XWB	15 lbs.
2130-0-01	Mounting Channel Kit - Transit 130" WB	12 lbs.
2085-0-01	Mounting Channel Kit - Transit Connect Compact	15 lbs.

STEP 2

SELECT A DROP-DOWN LADDER RACK ASSEMBLY

(Single-Side Only with Crossmembers)



Model 2291-3-01

Always properly secure ladders to the ladder rack while driving. Transporting ladders longer than the vehicle is not recommended.

Drop-Down Ladder Rack Assemblies

Drop-down can mount on driver or passenger side. Rack fits 16' to 40' Extension, 5' to 10' Step and 3' to 8' Podium, evenly distributed on ladder rack. Carry ladders appropriate to the size of the vehicle.

MODEL	DETAILS	WEIGHT
2291-3-01	Extended Drop-Down - Mid-Roof or High-Roof (Includes two 70" Cross Members which can be set at 96" or 77" center to center)	77 lbs.
2271-3-01	Fixed Drop-Down - Full-Size (Includes two 70" Cross Members which can be set at 96" or 77" center to center)	77 lbs.
2261-3-01	Fixed Drop-Down - Compact (Includes two 60" Cross Members which can be set at 77" center to center)	83 lbs.

KITS AND ACCESSORIES



Model 2295-3-01

Model 2267-3-01

• Mounting kit not included


Dual Drop-Down Ladder Rack Accessories

MODEL	DETAILS	WEIGHT
2295-3-01	Extended Drop-Down Long Ladder Kit - Mid-Roof/High-Roof (Cross Members not included) Installs to 2291-3-01	48 lbs.
2297-3-01	Extended Drop-Down Short Ladder Kit - Mid-Roof/High-Roof (Includes one 70" Cross Member which can be set at 42" center to center) Installs to 2291-3-01	55 lbs.
2277-3-01	Fixed Drop-Down Short Ladder Kit - Full Size (Includes one 70" Cross Member which can be set at 42" center to center) Installs to 2271-3-01	57 lbs.
2265-3-01	Fixed Drop-Down Long Ladder Kit - Compact (Cross Members not included)	58 lbs.
2267-3-01	Fixed Drop-Down Short Ladder Kit - Compact (Includes one 60" Cross Member which can be set at 42" center to center) Installs to 2261-3-01	61 lbs.
NEW! 2254D-3-01	Quick Clamp Add-on Kit - Driver Side	6 lbs.
NEW! 2254P-3-01	Quick Clamp Add-on Kit - Passenger Side	6 lbs.
2060-3-01	Accessory Cross Member - Compact (60" wide)	6 lbs.
2070-3-01	Accessory Cross Member - Full Size (70" wide)	6 lbs.

VAN LADDER RACKS

WEATHER GUARD® Roof Racks are designed to mount through holes built into the new Ford Transit and Transit Connect Vans. Roof rack mounting kit includes stands and hardware to improve rooftop mounting. Racks for Econoline vans mount directly to gutters on side of van.

STEP 1 CHOOSE A MOUNTING KIT




Model 2102-0-01

Mounting Channel Kits

All Mounting Channel Kits attach to factory mounting points. No drilling required. All hardware included.

MODEL	DETAILS	WEIGHT
2102-0-01	Mounting Channel Kit - Transit 148" and XWB	15 lbs.
2130-0-01	Mounting Channel Kit - Transit 130" WB	12 lbs.
2085-0-01	Mounting Channel Kit - Transit Connect Compact	15 lbs.

STEP 2 SELECT VAN RACK AND ACCESSORY CROSS MEMBERS



Powder Coated Aluminum Rack for Transit & E-Series

MODEL	DETAILS	WEIGHT
209-3-03	70" All Purpose Rack	35 lbs.
2097-3-03	70" All Purpose Accessory Cross Member	19 lbs.



Aluminum All Purpose Racks for Transit Connect

MODEL	DETAILS	WEIGHT
218-3-03	60" All Purpose Rack	31 lbs.
222-3-03	60" All Purpose Accessory Cross Member	17 lbs.




Model 224-3-03

ADJUSTABLE LADDER GUIDE
for easy ladder change out

! Quick Clamp Racks for Transit Connect

MODEL	DETAILS	WEIGHT
223-3-03	60" Single Quick Clamp Rack (curb-side only)	44 lbs.
224-3-03	60" Dual Quick Clamp Rack	54 lbs.
225-3-03	60" Quick Clamp Accessory Cross Member	16 lbs.



Model 234-3-03

! Quick Clamp Racks for Transit

MODEL	DETAILS	WEIGHT
234-3-03	70" Dual Quick Clamp Rack	58 lbs.
236-3-03	70" Single Quick Clamp Rack (curb-side only)	48 lbs.
233-3-03	70" Quick Clamp Accessory Cross Member	19 lbs.

CONDUIT CARRIERS



Model 237

Model 238

Aluminum Conduit Carrier

Keep your conduit safe, secure, and clean with our lightweight and durable Conduit Carrier.

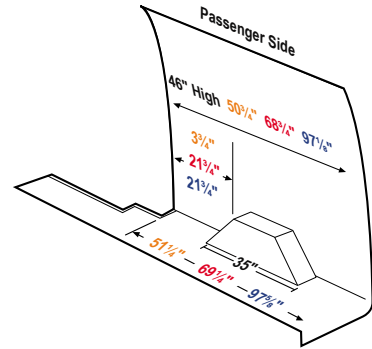
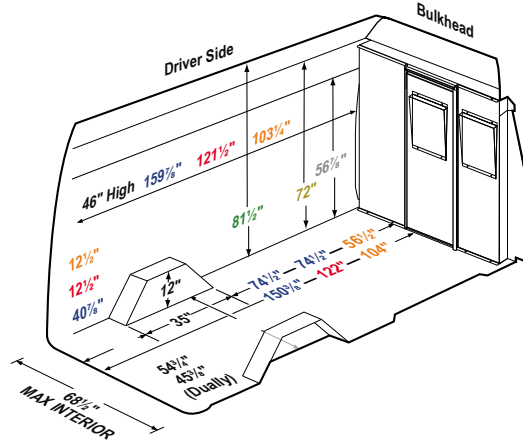
MODEL	DETAILS	LENGTH	WIDTH	HEIGHT	WEIGHT
237	Conduit Carrier	121½"	11"	6"	40 lbs.
238	Extension	6"	11"	6"	4 lbs.
239	PVC Conduit Carrier Kit				4 lbs.



FORD TRANSIT

Interior Dimensions Guide for model year 2019 and earlier Ford Transit vans.

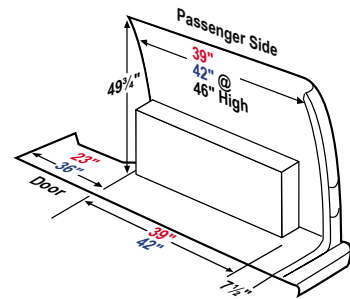
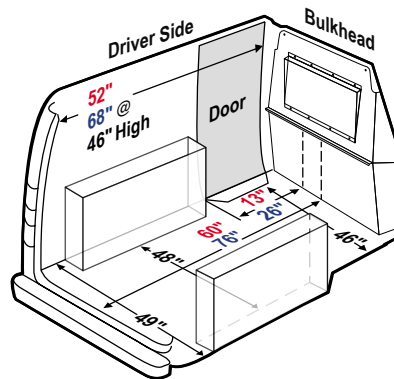
- Low Roof
- Mid Roof
- High Roof
- 130" Wheel Base
- 148" Wheel Base
- 148" Extended Wheel Base



FORD TRANSIT CONNECT

Interior Dimensions Guide for model year 2014-2019 Ford Transit Connect vans.

- 104.8" Wheel Base
- 120.6" Extended Wheel Base



Always measure your van carefully to make sure that the equipment you choose will fit properly. Verify the location of the gas tank before installing any equipment. Shelving Mounting Kits are recommended. Do not exceed the van manufacturer's roof load rating.