

Lighthouse

Professional Warning
& Illumination



WHELEN[®]
TRUSTED TO PERFORM[™]

Table of Contents

Warning Lights	Brake/Tail/Turn Signals	Turn Signals	Back-Up Lights	Scenelights	Interior	Miscellaneous	24 VDC Lights	Pioneer™ Work Lights
3-21	22	23	24	25	26-27	28-29	30	31

Lighting Certifications

A..... **KKK 1822-F** - Federal Ambulance Specification

B.... **CAC, Title 13, Article 22** (Red, Blue and Amber lightheads)

Warning Lamps and Devices

C.... **SAE J595** - Flashing Warning Lamps for Authorized Emergency, Maintenance, and Service Vehicles (Jan 90)

D.... **SAE J845** - 360° Warning Devices for Authorized Emergency, Maintenance, and Service Vehicles (May 97) Class 1, Class 2, Class 3 (Includes selective coverage)

E..... **SAE J1318** - Gaseous Discharge Warning Lamp for Authorized Emergency, Maintenance, and Service Vehicles (May 98) Class 1, Class 2, Class 3

Test Procedures and Materials

F..... **SAE J575** - Test Methods and Equipment for Lighting Devices & Components for use on Vehicles less than 80" (2032mm) in Overall width (Jun 92)

G.... **SAE J2139** - Test Methods and Equipment for Lighting Devices & Components for use on Vehicles greater than 80" (2032mm) in Overall width (Jan 96)

H.... **SAE J578** - Color Specifications (Jun 95)

Signalling and Marking Lighting Devices and Systems

I..... **FMVSS108** - Federal Motor Vehicle Safety Standards

J..... **SAE J586** - Stop Lamps for use on Motor Vehicles Less than 80" (2032mm) in Overall width (Sep 95)

K.... **SAE J585** - Tail Lamps (Rear position Lamps) for Use on Motor Vehicles Less than 80" (2032mm) in Overall width (Dec 94)

L..... **SAE J588** - Turn Signal Lamps for Use on Motor Vehicles Less than 80" (2032mm) in Overall width (Dec 94)

M... **SAE J592** - Clearance, Side Marker, Identification Lamps (Dec 94)

N.... **SAE J593** - Back-up Lamps (Reversing Lamps) (Oct 95)

N(A) **SAE J593C** - Back-up Lamps (Reversing Lamps) (Feb 68)

O.... **SAE J914** - Side Turn Signal Lamps for Vehicles less than 36' (12m) in Length (Jan 95)

P.... **SAE J1432** - High Mounted Stop lamps for Use on Vehicles 80" (2032mm) or More in Overall Width (Sept 97)

Q.... **SAE J1889** - LED Lighting Devices (Jun 99)

R.... **SAE J1957** - Center High Mounted Stop Lamp Standard for Vehicles Less than 80" (2032mm) in Overall Width (Jun 93)

S.... **SAE J2039** - Side Turn Signals Lamps for Large Vehicles (Jun 94)

T..... **SAE J2040** - Tail Lamps (Rear Position Lamps) for Use on Vehicles 80" (2032mm) or More in Overall Width (Apr 99)

U.... **SAE J2042** - Clearance, Side marker, and Identification Lamps for Use on Motor Vehicles 80" (2032mm) or More in Overall Width (Jun 96)

V.... **SAE J2261** - Stop Lamps and Front and Rear-Turn Signal Lamps for Use on Motor Vehicles 80" (2032mm) or More in Overall Width (Mar 96)

W... **NFPA 1901** - (2009 Edition) For NFPA application consult current NFPA Specification Lighting Packages Catalog

X.... **SAE J1398** - Stop Lamps for Use on Motor Vehicles 80" (2032mm) or More in Overall Width

Y.... **SAE J1395** - Turn Lamps for Use on Motor Vehicles 80" (2032mm) or More in Overall Width

NEW SurfaceMax™ Series

- Super-LED® with full-fill optic
- Easy to install patented mounting technology snaps into place and provides a clean look
- Hard-coated lenses minimize environmental damage from sand, sun, salt, and road chemicals
- 100% solid-state electronics
- Rated IP67 for dust and water resistance
- Hi/Low power
- Optional Chrome or Black flange
- Lack of metallic fasteners prevent galvanic corrosion, preventing paint defects
- Fits existing mounting footprint of Hundred Series lighthoods (backwards compatible to existing mounts)
- Five year warranty



C9LRC with C9FC



C6LRC with C6FC



C7RC with C7FB

For **NEW** SurfaceMax Brake/Tail/Turn lights and Turn signals see pages 21 and 22

Model	Optics	Mount	Color	Lens	VDC	Amps	Patterns	Cable	Certs	Size
C9L*	Super-LED	Surface	A, R, B, W	Color	12	2.5/peak 1.0/avg	139 Scan-Lock™	6" Pigtail	A B C W	8-1/8" (206mm) H x 10-1/8" (257mm) W x 1-9/16" (40mm) D
C9L*C				Clear			Requires optional flasher			
C9*S				Color						
C9*SC				Clear						
C7L*				1.25/peak 0.5/avg		Color	75 Scan-Lock		A B C D W	4-1/16" (103mm) H x 8-1/8" (206mm) W x 1-9/16" (40mm) D
C7L*C						Clear	Requires optional flasher			
C7*S						Color				
C7*SC						Clear				
C6L*				1.3/peak 0.52/avg		Color	75 Scan-Lock		A B C W	5-1/8" (130mm) H x 8-5/16" (210mm) W x 1-9/16" (40mm) D
C6L*C						Clear	Requires optional flasher			
C6*S						Color				
C6*SC						Clear				

Replace * symbol in model number with letter indicating color desired: A=Amber, B=Blue, C=White, R=Red



Model			Option Description
C9	C7	C6	
C9FB	C7FB	C6FB	Black flange
C9FC	C7FC	C6FC	Chrome plated flange

ION™ T-Series™ &

NEW Mini T-Series

- Linear Super-LED® optics
- Available in Amber, Blue, Red, and/or White
- Hard-coated lenses minimize environmental damage from sand, sun, salt, and road chemicals
- Synchronize to other Whelen sync products
- Rated IP67 for dust and water resistance
- Easily surface mounts with two screws
- Includes Black flange
- Five year warranty

ION T-Series

- SAE Class 1 Certified
- Available in SOLO™ or DUO™ models
- DUO models feature independent control of color one and color two
- SOLO models available in single or split colors
- Available with SAE Class 1 Certified Smoked lenses

ION Mini T-Series

- SAE Class 1 Certified (single color only)
- Available in single or split colors



Model	Series	Optics	Technology	Mount	Color	Lens	VDC	Amps	Patterns	Cable	Size
TLI*	T-Series	SOLO	Linear Super-LED®	Surface	A, B, R, W	Clear	12	0.6/peak 0.24/avg	25 Scan-Lock™	4 Wire 6" Pigtail	1-1/2" (38mm) H x 5" (127mm) W x 1/2" (13mm) D
TLI*X						Smoked					
TLI#					R/W, B/W, A/W, R/B, A/B	Clear					
TLI#X						Smoked					
TLI2#					DUO	Clear					
TLI2X#						Smoked					
TL12P		A/G	Clear								
TLMI*	Mini T-Series	SOLO	Linear Super-LED®	Surface	A, B, R, W	Clear	12	0.4/peak 0.16/avg	25 Scan-Lock	4 Wire 6" Pigtail	1-1/2" (38mm) H x 3-3/8" (85mm) W x 1/2" (13mm) D
TLMI#					R/W, B/W, A/W, R/B, A/B						

Replace * symbol in model number with letter indicating color desired: A=Amber, B=Blue, C=White, R=Red
 Replace # in model number with letter indicating split or DUO color desired: D=Red/White, E=Blue/White, F=Amber/White,
 J=Red/Blue, M=Amber/Blue



Model	Option Description
TIONFC	Chrome plated flange
TIONBKT1	"L" mounting bracket
TIONBKT2	License plate bracket for 2 lights

Model	Option Description
TIONBKT3	"L" mounting bracket for 2 lights
TIONBKT4	Universal over/under "L" bracket for 2 lights
TIONMFC	NEW Mini T-Series Chrome flange

ION™ & WION Series

- ION models feature TIR directional optics
- WION models feature wide-angle optics
- Available in single or split colors
- Includes steady-burn, alternating, and simultaneous patterns
- Hard-coated lenses minimize environmental damage from sand, sun, salt, and road chemicals
- Synchronize to other Whelen sync products
- Go undercover with SAE Class 1 Certified Smoked lenses
- 12 VDC
- Five year warranty



WXONSMC



WIONSMR



IONB

Model	Optics	Technology	Mount	Color	Lens	Housing	Amps	Patterns	Cable	Certs	Size	
ION*	Directional	Super-LED®	Universal	A, B, R, W	Clear	Black	1/peak 0.40/avg	25 Scan- Lock™	6" Pigtail	B, C, D (A/B/R)	1" (25mm) H x 4" (101mm) W x 1-1/4" (32mm) D	
XON*					Smoked							
ION#				R/W, A/W, R/B, B/A	Clear							C, D (W)
XON#					Smoked							
WION*	Wide-angle			A, B, R, W	Clear							B, C, D (A/R) B, C, D (B)
WXON*					Smoked							
WION#				R/W, A/W, R/B, B/A	Clear							
WXON#					Smoked							
IONSM*	Directional		Surface, includes flange	A, B, R, W	Clear					B, C, D (A/B/R)		1-11/16" (43mm) H x 6" (150mm) W x 1-1/8" (28mm) D
XONSM*					Smoked							
IONSM#				R/W, A/W, R/B, B/A	Clear							
XONSM#					Smoked							
WIONSM*	Wide-angle	A, B, R, W		Clear	B, C, D (A/R) B, C, D (B) C, D (W)							
WXONSM*				Smoked								
WIONSM#		R/W, A/W, R/B, B/A		Clear								
WXONSM#				Smoked								

Replace * symbol in model number with letter indicating color desired: A=Amber, B=Blue, R=Red, C=White
 Replace # in model number with letter indicating split color desired: D=Red/White, F=Amber/White, J=Red/Blue, M=Blue/Amber



Model	Option Description
IONK1B	Swivel mount bracket, Black
IONGROM	Grommet mount kit
IONPEDB	Pedestal mount, Black
IONBKT1	License plate bracket for 2 lights

Model	Option Description
IONBKT2	Rear hatch bracket, 2013-2017 Ford Police Interceptor Utility for 6 lights
IONBKT4	Rear hatch bracket, 2013-2017 Ford Police Interceptor Utility for 2 lights
IONBKT5	Universal mount, reversed, remove screws without removing light
IONBKT6	Rear hatch bracket, 2015-2017 Chevy Tahoe for 2 lights
IONBKT7	Grille mount bracket, 2015-2017 Chevy Tahoe for 2 lights



IONK1B



IONGROM



IONPEDB



IONBKT1



IONBKT5



IONBKT6



IONBKT7

ION™ DUO™ & TRIO™ Series

- Interleaved technology and new Linear-LED® optics
- Individual control of each color
- Hard-coated lenses minimize environmental damage from sand, sun, salt, and road chemicals
- Synchronize to other Whelen sync products
- Go undercover with SAE Class 1 Certified Smoked lenses
- 12 VDC
- Five year warranty



Model	Optics	Technology	Mount	Color	Lens	Housing	Amps	Patterns	Cable	Certs	Size					
I2#	DUO	Linear-LED	Universal	R/W, B/W, A/W, R/B, B/A	Clear	Black	1/peak 0.40/avg per color	69 Scan- Lock™	6" Pigtail	B,C,D (A)	1" (25mm) H x 4" (101mm) W x 1-1/4" (32mm) D					
XI2#					Smoked											
I3#	TRIO			R/B/W, R/B/A, R/A/W, B/A/W	Clear											
XI3#					Smoked											
I2SM#	DUO		Surface, includes flange	R/W, B/W, A/W, R/B, B/A	Clear			Black				1/peak 0.40/avg per color	69 Scan- Lock	6" Pigtail	B,C,D (A)	1-11/16" (43mm) H x 6" (150mm) W x 1-1/8" (28mm) D
XI2SM#					Smoked											
I3SM#	TRIO			R/B/W, R/B/A, R/A/W, B/A/W	Clear											
XI3SM#					Smoked											



For DUO lighthouses replace symbol # with letter indicating colors desired: D=Red/White, E=Blue/White, F=Amber/White, J=Red/Blue, M=Blue/Amber
 For TRIO lighthouses replace symbol # with dual letters indicating colors desired: JC=Red/Blue/White with White override,
 JA=Red/Blue/Amber with Amber override, KC= Red/Amber/White with White override, MC=Blue/Amber/White with White override

Model	Option Description
IONK1B	Swivel mount bracket, Black
IONGROM	Grommet mount kit
IONPEDB	Pedestal mount, Black
IONBKT1	License plate bracket for 2 lights

Model	Option Description
IONBKT2	Rear hatch bracket, 2013-2017 Ford Police Interceptor Utility for 6 lights
IONBKT4	Rear hatch bracket, 2013-2017 Ford Police Interceptor Utility for 2 lights
IONBKT5	Universal mount, reversed, remove screws without removing light
IONBKT6	Rear hatch bracket, 2015-2017 Chevy Tahoe for 2 lights
IONBKT7	Grille mount bracket, 2015-2017 Chevy Tahoe for 2 lights



ION™ V-Series™

- Available in 3-in-1 combination warning, alley/flood, and puddle light or in single color warning only models
- Single color models have combination 180° and TIR directional warning
- Includes steady-burn, alternating, and simultaneous patterns
- Black, White, or Chrome housing
- Hard-coated lenses minimize environmental damage from sand, sun, salt, and road chemicals
- Synchronize to other Whelen sync products
- Go undercover with SAE Class 1 Certified Smoked lenses
- 12 VDC
- Five year warranty



IONSV3B

Model	Optics	Technology	Mount	Colors	Lenses	Housing	Amps	Patterns	Cable	Certs	Size				
IONV3*	V-Series	Linear Super-LED®	Universal	A, B, R, W warning with W illumination	Clear	Black	Warning 0.76 Alley 0.31 Puddle 0.12	25 Scan-Lock™	6" Pigtail	C, D	1" (25mm) H x 4-1/16" (104mm) W x 2-3/16" (56mm) D				
XONV3*					Smoked	Black									
IONV3*W					Clear	White									
IONSV3*			Surface, includes flange		Clear	Black					Clear	White	1-11/16" (43mm) H x 6" (150mm) W x 2" (50mm) D		
XONSV3*														Smoked	Black
IONSV3*W														Clear	White
IONSV3*C														Clear	Chrome
XONV1*	V-Series with directional	Linear and TIR Super-LED	Universal	A, B, R, W	Smoked	Black	1.147	25 Scan-Lock™	6" Pigtail	C, D	1" (25mm) H x 4-1/16" (104mm) W x 2-3/16" (56mm) D				
IONV1*					Clear	Black									
IONV1*W					Clear	White									
IONSV1*			Surface, includes flange		Clear	Black					Clear	Black	1-11/16" (43mm) H x 6" (150mm) W x 2" (50mm) D		
XONSV1*														Smoked	Black
IONSV1*W														Clear	White
IONSV1*C														Clear	Chrome

Replace * symbol in model number with letter indicating color desired: A=Amber, B=Blue, R=Red, C=White




Model	Option Description
IONK1B	Swivel mount bracket, Black
IONGROM	Grommet mount kit
IONPEDB	Pedestal mount, Black
IONBKT1	License plate bracket for 2 lights

Model	Option Description
IONBKT2	Rear hatch bracket, 2013-2017 Ford Police Interceptor Utility for 6 lights
IONBKT4	Rear hatch bracket, 2013-2017 Ford Police Interceptor Utility for 2 lights
IONBKT5	Universal mount, reversed, remove screws without removing light
IONBKT6	Rear hatch bracket, 2015-2017 Chevy Tahoe for 2 lights
IONBKT7	Grille mount bracket, 2015-2017 Chevy Tahoe for 2 lights



Micron™ Series

- Stud mount Micron allows for easy and simple surface mount installation
- Fully encapsulated for moisture, vibration, and corrosion resistance
- Hard-coated lenses minimize environmental damage from sand, sun, salt, and road chemicals
- Synchronize to other Whelen sync products
- Go undercover with SAE Class 1 Certified Smoked lenses
- Five year warranty



Model	Technology	Mount	Color	Lens	Flange	VDC	Amps	Patterns	Cable	Size
MCRNS*	Linear Super-LED®	Surface	A, B, R, W	Clear	Black	12	0.6/peak 0.24/avg	25 Scan-Lock™	6" Pigtail	7/8" (23mm) H x 4" (102mm) W x 7/8" (23mm) D
MCRNSC*					Chrome					
MCRNS#			R/W, A/W, B/R, A/R		Black					
MCRNSC#			R/W, A/W, B/R, A/R		Chrome					
MCRNS*X		A, B, R, W	Smoked	Black						
MCRNS#X		R/W, A/W, B/R, A/R								
MCRNT*		Stud	A,B,R,W,	Clear	-					
MCRNT#			R/W, A/W, B/R, A/R							
MCRNT*X	A,B,R,W,		Smoked							
MCRNT#X	R/W, A/W, B/R, A/R									

Replace * symbol in model number with letter indicating color desired: A=Amber, B=Blue, C=White, R=Red
 Replace # in model number with letter indicating split color desired: D=Red/White, F=Amber/White, J=Red/Blue,
 K=Amber/Red, M=Blue/Amber



Model	Option Description
MCRNB1	Black angle "L" mounting bracket
MCRNB2	License plate bracket for two lights



SideKick™ Series

- Available with ION™ standard warning, ION wide-angle warning, or ION V-Series™ 3-in-1 combination warning, alley/flood, and puddle light
- Hard-coated lenses minimize environmental damage from sand, sun, salt, and road chemicals
- Side fender mounted Black polycarbonate housing
- Easily installs without removing the fender
- Go undercover with SAE Class 1 Certified Smoked lenses
- 12 VDC
- Five year warranty



SK01V3BB

Model	Optic	Technology	Color	Lens	Housing	Amps	Patterns	Cable	Certs	Vehicle
SK01**	Directional	Super-LED®	A, B, R, W	Clear	Black	1.0/peak 0.40/avg	25	10" 4-Wire pigtail	C	Fits 2013-2017 Ford Police Interceptor Sedan
XK01*				Smoked						
SK01JJ			R/B	Clear			69			
XK01JJ				Smoked						
SK01W**	Wide-angle		A, B, R, W	Clear			25			
XK01W**				Smoked						
SK01WJJ			R/B	Clear		69				
XK01WJJ				Smoked						
SK01V3**	V-Series		A, B, R, W	Clear		0.765 warning 0.31 alley 0.12 puddle	25	10" 6-Wire pigtail	C, D	
XK01V3**				Smoked						

Replace * symbol in model number with letter indicating color desired: A=Amber, B=Blue, R=Red, C=White



Mirror-Beam™ Series

- Custom textured Black vacuum formed ABS housings fit over existing mirror glamour caps
- Now available with ION™ V-Series™ 3-in-1 combination warning, alley/flood, and puddle light
- Hard-coated lenses minimize environmental damage from sand, sun, salt, and road chemicals
- Includes multiple Scan-Lock™ flash patterns (with Phase 1 and Phase 2 for alternating or simultaneously flashing lights) and steady-burn plus synchronize feature
- Available in split LED colors
- Optional color lenses are available for customer installation
- Go undercover with SAE Class 1 Certified Smoked lenses
- 12 VDC
- Five year warranty



MBDC11JJ

Model	Series	Color	Lens	Amps	Patterns	Cable	Certs	Vehicle
MBCT15**	ION	A, B, R, W	Clear	1.0/peak 0.40/avg per lighthouse	25 Scan-Lock	Two 15' cables with connectors	B R/A/B/W C R/A/B/W D R/A/B/W	Chevy Tahoe and Suburban 1500, 2015-2017
MXCT15**			Smoked					
MBCT15JJ		R/B	Clear					
MXCT15JJ			Smoked					
MBDC11**		A, B, R, W	Clear					Dodge Charger, 2011-2017
MXDC11**			Smoked					
MBDC11JJ		R/B	Clear					
MXDC11JJ			Smoked					
MBFT11**		A, B, R, W	Clear					Police Interceptor Sedan, 2013-2017
MXFT11**			Smoked					
MBFT11JJ		R/B	Clear					
MXFT11JJ			Smoked					
MBFX11**		A, B, R, W	Clear					Police Interceptor Utility, 2013-2017
MXFX11**			Smoked					
MBFX11JJ		R/B	Clear					
MXFX11JJ			Smoked					
VMCT15**	ION V-Series	A, B, R, W	Clear	0.765 warning 0.31 alley 0.12 puddle per lighthouse		Two 15' cables	C	Chevy Tahoe and Suburban 1500, 2015-2017
VXCT15**			Smoked					
VMDC11**			Clear					Dodge Charger, 2011-2017
VXDC11**			Smoked					
VMFT11**			Clear					
VXFT11**			Smoked					
VMFX11**			Clear					Police Interceptor Sedan, 2013-2017
VXFX11**			Smoked					
								Police Interceptor Utility, 2013-2017

Replace * symbol in model number with letter indicating color desired: A=Amber, B=Blue, R=Red, C=White



V23, M2, & M4 Series

- Available with a patented Linear-LED® designed reflector assembly
- M4 combination warning and driving light
- Hard-coated lenses minimize environmental damage from sand, sun, salt, and road chemicals
- Surface mount via two screws
- Lens and reflector are a sealed assembly
- Synchronize to other Whelen sync products
- Built-in flasher models are synchronizable
- Includes California Title XIII compliant flash patterns
- Five year warranty



Model	Optics	Technology	Color	Lens	VDC	Flasher	Patterns	Amps	Certs	Size		
V23*TPB	V-Series™ (includes Black flange)	Super-LED®	A, B, R, W warning with W illumination	Clear	12	Built-in	26 Scan-Lock™	Warning 0.76/peak 0.30/avg Take-down 0.62 Perimeter 0.12	C, D	2-11/16" (68mm) H x 4-1/4" (109mm) W x 1-1/2" (38mm) D		
V23*TPBX				Smoked								
V23*TPC				Clear								
V23*TPCX				Smoked								
M2*	Directional		A, B, R, W	Color			12	Built-in	25 Scan-Lock including steady-burn	1/peak 0.45/avg	B (R/A/B) C, D (R/A/B)	2-1/2" (64mm) H x 4" (102mm) W x 1" (25mm) D
M2*C				Clear								
M2#				R/W, A/W, R/B, R/A								
M2W*				Color								
M2W*C				Clear								
M2W#				A, B, R, W								
M4*	Wide-angle		R/W, R/B, R/A	Color			12	Built-in	26 Scan-Lock including steady-burn	1.5/peak 0.6/avg	B (A/B/W) C, D (R/A/B)	3-3/8" (86mm) H x 5-1/2" (138mm) W x 1-3/8" (35mm) D
M4*C				Clear								
M4#		A, B, R, W										
M4*S		Color										
M4*CS		Clear										
M4DW*		W with B or R										
M4DWJ	W with R over B split	For 24 Volt, contact factory	Clear	12	Requires flasher (Purchased separately)	50 Scan-Lock	Warning & driving 1.0/peak 0.40/avg	Pending	3-3/8" (86mm) H x 5-1/2" (138mm) W x 1-7/8" (47mm) D			
M4V2*	A, B, R, W warning with W illumination									25 Scan-Lock	Warning 1.0/peak 0.40/avg Perimeter 0.77	C, D

Replace * symbol in model number with letter indicating color desired: A=Amber, B=Blue, R=Red, C=White
 Replace # in model number with letter indicating split color desired: D=Red/White, F=Amber/White, J=Red/Blue, K=Red/Amber



Model				Option Description
V23	M2	M4	M4V2	
-	M2FC	M4FC	M4FC	Flange, Chrome
-	M2FB	M4FB	M4FB	Flange, Black
-	-	M4BRUSH	-	Brush guard, Black
-	-	M4FC400	M4FC400	Flange, Chrome, adapts M Series to 400 Series style lighthouses
V23PEDB	M2PEDB	-	-	Pedestal mount kit, Black
V23PEDC	M2PEDC	-	-	Pedestal mount kit, Chrome
-	M2GROM	-	-	Grommet mount kit
-	-	M4CT15B	M4CT15B	Fog light mount for 2015-2017 Chevy Tahoe, pair, Black
-	-	M4FF15B	-	Fog light mount, stainless steel, for 2015-2017 Ford F-150, pair, Black
V23P20B	-	-	-	Angled surface mount, Black
V23P20C	-	-	-	Angled surface mount, Chrome
-	-	M4TM15B	-	Mirror mount, Ford Transit 2015-2017, pair, Black
-	-	M4TB15B	-	Front lower side mount, Ford Transit 2015-2017, pair, Black



M6 & M7 Series

- Front and rear pods hold M6 lighthoods for the Ford Transit Medium or High roof
- Available in warning and warning with perimeter models
- Patented Linear-LED® designed reflector assembly
- Hard-coated lenses minimize environmental damage from sand, sun, salt, and road chemicals
- Surface mounted via two screws
- Built-in flasher models are synchronizable
- Choose solid, left/right, top/bottom, in/out, or diagonal sequencing
- Meets KKK 1822F, NFPA 1901, SAE, and EC65 specifications
- Includes California Title XIII compliant flash patterns
- Five year warranty



Model	Optics	Technology	Colors	Lens	VDC	Flasher	Patterns	Amps	Certs	Size
M6*	Directional	Super-LED®	A, B, R, W	Color	12	Built-in	159 Scan-Lock™	2.25/peak 0.9/avg	A (Upper R/W) B (R/B) C (R/A/B)	4-5/16" (109mm) H x 6-3/4" (170mm) W x 1-3/8" (35mm) D
M6*C			R/W, A/W, R/B, R/A	Clear			64 Scan-Lock			
M6#			A, B, R, W	Color		-				
M6*S			A, B, R, W	Clear						
M6*CS	V-Series™		A, B, R, W warning with W illumination	Color for warning, Clear for illumination		Built-in	25 Scan-Lock	Warning 1.5/peak 0.60/avg Perimeter 0.77	A (A/R Upper & Lower) B (A/B/R) C (A/B/R/W) D (A/B/R/W) W	4-5/16" (109mm) H x 6-3/4" (170mm) W x 2-1/4" (57mm) D
M6V2*			A, B, R, W	Clear						
M6V2*C			A, B, R, W	Color		159 Scan-Lock	2.25/peak 0.9/avg	A (Upper R/W, Lower R) B (R/A/B) C (R/A/B) D (R/A/W) W (R/A/W)	3-3/8" (86mm) H x 7-5/8" (194mm) W x 1-3/8" (35mm) D	
M7*			R/W, A/W, R/B, R/A	Clear						
M7*C	Directional	A, B, R, W	Color	Requires flasher (Purchased separately)		-				
M7#		A, B, R, W	Clear							
M7*S		A, B, R, W	Color							
M7*CS		A, B, R, W	Clear							

Replace symbol* in model number with letter indicating color desired: A=Amber, B=Blue, C=White, R=Red,
 Replace symbol# in model number with letter indicating split color desired: D=Red/White, F=Amber/White, J=Red/Blue, K=Red/Amber



Model			Option Description
M6	M6V2	M7	
M6WLENX	-	M7WLENX	NEW Replace Clear lens with a Smoked lens, for warning models only
M6FC	M6FC	M7FC	Chrome plated flange
M6FB	M6FB	M7FB	Black flange
M6BRUSH	-	M7BRUSH	Black brush guard
M6FC600	M6FC600	M7FC700	Chrome flange, adapts M Series to 600 or 700 Series style lighthoods
M6P15C	-	-	Chrome 15° angled surface mount housing
M6P15B	-	-	Black 15° angled surface mount housing
M6FCV2	-	-	Chrome flange for two M6 lighthoods, vertical (lighthoods purchased separately)
M6FCV3	-	-	Chrome flange for three M6 lighthoods, vertical (lighthoods purchased separately)
M6FCV4	-	-	Chrome flange for four M6 lighthoods, vertical (lighthoods purchased separately)
M6HDLMTK	-	-	Headlight mount for ATI and KD housings, includes bracket and hardware
-	-	M7BKT1	Universal bracket for one lighthouse
M6PTM5F	-	-	Front light pod for 8 M6 lighthoods, Medium roof, Ford Transit 2015-2017
M6PTHSF	-	-	Front light pod for 8 M6 lighthoods, High roof, Ford Transit 2015-2017
-	M6PT5R	-	Rear light pod for 6 M6 lighthoods, Medium or High roof, Ford Transit 2015-2017



M9 Series

- **NEW** DUO™ Combination warning/scenelight
- DUO models feature independent control of color one and color two
- Available in warning and warning with scenelight models
- Patented Linear-LED® designed reflector assembly
- Hard-coated lenses minimize environmental damage from sand, sun, salt, and road chemicals
- Surface mounted via two screws
- Built-in flasher models are synchronizable
- Choose solid, left/right, top/bottom, in/out, or diagonal sequencing
- Meets KKK 1822F, NFPA 1901, SAE, and EC65 specifications
- Includes California Title XIII compliant flash patterns
- Five year warranty



Model	Optics	Technology	Colors	Lens	VDC	Flasher	Patterns	Amps	Certs	Size
M9*	Directional	Super-LED®	A, B, R, W	Color	12	Built-in	159 Scan-Lock™	3/peak 1.2/avg	A (Upper R/A/W, Lower R) B (R/B) C (R/A/B) D, W	6-1/2" (165mm) H x 10-3/8" (263mm) W x 1-3/8" (35mm) D
M9*C			R/W, R/B, R/A	Clear			64 Scan-Lock			
M9#			A, B, R, W	Color		-				
M9*S			R/W, B/W, A/W, R/B, B/A	Clear		Built-in	2.4/peak 0.96/avg			
M9*CS			A, B, R, W				Warning 1.58 Scenelight 1.53			
M92#	DUO		R/B			25 Scan-Lock	Warning 2.4/peak 0.96/avg Scenelight 2.4	A (A/R/W Upper & Lower) B (A/B/R) C (A/B/R/W) D (A/B/R/W) W	6-1/2" (165mm) H x 10-3/8" (263mm) W x 2-5/8" (66mm) D	
M9*CZ	Combo		A, B, R, W							
M9JCZ	DUO Combo		R/B							
M9V2*	V-Series™ (includes Chrome flange)		A, B, R, W warning with W illumination	Color for warning, Clear for illumination						
M9V2*C				Clear						

Replace symbol* in model number with letter indicating color desired: A=Amber, B=Blue, C=White, R=Red,
 Replace symbol# in model number with letter indicating split color desired: D=Red/White, E=Blue/White, F=Amber/White, J=Red/Blue,
 K=Red/Amber, M=Blue/Amber



Model		Option Description
M9	M9V2	
M9WLENX	-	Replace Clear lens with a Smoked lens, for warning models only
M9FC	-	Chrome plated flange
M9FB	M9FB	Black flange
M9BRUSH	-	Black brush guard
M9FC900	M9VFC900	Chrome flange, adapts M Series to 900 Series style lighthoods
M9HTM5FC		Chrome-plated housings, sold in pairs for front driver and passenger side of the 2015-2017 Ford Transit Medium roof
M9HTM5RC		Chrome-plated housings, sold in pairs for rear driver and passenger side of the 2015-2017 Ford Transit Medium roof
M9HTH5FC		Chrome-plated housings, sold in pairs for front driver and passenger side of the 2015-2017 Ford Transit High roof
M9HTH5RC		Chrome-plated housings, sold in pairs for rear driver and passenger side of the 2015-2017 Ford Transit High roof



TIR3™, LIN3™ & LINZ6™ Series

- Includes Black polycarbonate mounting flange
- Fully encapsulated for moisture, vibration, and corrosion resistance
- Hard-coated lenses minimize environmental damage from sand, sun, salt, and road chemicals
- Synchronize to other Whelen sync products
- Includes steady-burn, alternating, and simultaneous patterns
- Split LINZ6 will alternate or simultaneous flash each color segment (3x3)
- Five year warranty



Model	Optics	Technology	Mount	Color	VDC	Amps	Patterns	Cable	Certs	Size			
RS*03ZCR	Directional	TIR3 Super-LED®	Horizontal, surface	A, B, R, W	12	0.40/peak 0.16/avg	25 Scan-Lock™	6" Pigtail	B (R) C (A) D W (Class 1 B/W)	1-1/8" (28mm) H x 3-1/2" (89mm) W x 1-1/4" (32mm) D			
RV*03ZCR			Vertical, surface										
RS*02ZCR		LIN3 Super-LED	Horizontal, surface						R/W, A/W, R/B, R/A		0.75/peak 0.30/avg	69 Scan-Lock	A (Lower only, R) B (A/B/R) C D (Class 1) W
LINZ6*													
LINZ6#		A/A		2" (48mm) H x 4" (102mm) W x 1-5/8" (40mm) D									
LINZ61		B/B											
LINZ62		R/R											
LINZ65													

Replace symbol* in model number with letter indicating color desired: A=Amber, B=Blue, C=White, R=Red

Replace symbol# in model number with letter indicating split color desired: D=Red/White, F=Amber/White, J=Red/Blue, K=Red/Amber



Model	Series	Option Description
RFLANGEC	TIR3 LIN3 LINZ6	Chrome plated flange kit
RFLANGCD		Deep Chrome plated flange kit
RFLANGEA		Cast aluminum flange kit
RFLANG2C		Chrome plated flange for dual lightheads
RFLANG2B		Black flange for dual lightheads
RGROMMET		Grommet mount kit except LINV2
RBKT1		Mounting bracket for one lighthead
RBKT2		Mounting bracket for two lightheads
RBKT4	TIR3/ LIN3	Swivel mounting bracket for one lighthead

NOTE: Mounting available for Harley-Davidson® Motorcycles. Refer to current Price List or Whelen Motorcycle Brochure for more information

Model	Series	Option Description
RBKT6	TIR3 LIN3 LINZ6	License plate bracket for 2 lightheads, horizontal
RBKT7		License plate bracket for 2 lightheads, vertical
RBKT10		Dodge Charger trunk mount, pair
RBKT12		Above rear taillight bracket, Ford F-250/350/450/550, 2013-2016
RBKT14		Above rear taillight bracket, Chevy Silverado/GMC 1500, 2014-2017
RBKT16		Trunk Mount Bracket, pair, Ford Police Interceptor Sedan, 2013-2017
RBKT17		Above rear taillight bracket, Dodge Ram, 2014-2016
RBKT18		Above rear taillight bracket, Ford F-150, 2015-2017
RBKT19		Below rear taillight bracket, Ford F-150, 2015-2017
LINZ6FC		Deep Chrome plated flange kit
L6BKT2	LINZ6	Dodge Charger trunk mount, pair
L6BKT3		46° push bumper bracket



LINV2™ V-Series™

- Combination 180° warning and puddle light
- Includes Black flange
- Fully encapsulated for moisture, vibration, and corrosion resistance
- Hard-coated lenses minimize environmental damage from sand, sun, salt, and road chemicals
- Includes steady-burn, alternating, and simultaneous patterns
- Synchronize to other Whelen sync products
- **NEW** Green models with Clear lens
- Five year warranty



Model	Optics	Technology	Mount	Color	Lens	VDC	Amps	Patterns	Cable	Certs	Size
LINV2*	V-Series	Super-LED®	Horizontal, surface	A, B, R, W, G	Clear	12	0.75 warning	25 Scan-Lock™	6" Pigtail	C, D (A)	1-1/2" (40mm) H x 3-7/8" (98mm) W x 1-5/8" (42mm) D
LINV2*X					Smoked						
LINSV2*			Under surface mounting		Clear		1-1/8" (28mm) H x 2-7/8" (73mm) W x 2-13/16" (71mm) D				
LINSV2*X					Smoked						

Replace symbol* in model number with letter indicating color desired: A=Amber, B=Blue, C=White, G=Green, R=Red



Model	Series	Option Description
RFLANGEC	LINV2	Chrome plated flange kit
RFLANG2C		Chrome plated flange for dual lighthoods
RFLANG2B		Black flange for dual lighthoods
RBKT1		Mounting bracket for 1 lighthouse
RBKT2		Mounting bracket for 2 lighthoods
RBKT4		Swivel mounting bracket
RBKT6		License plate bracket for 2 lighthoods-horizontal
RBKT7		License plate bracket for 2 lighthoods-vertical
RBKT12		Above rear taillight bracket, pair Ford F-250/350/450/550, 2013-2016
RBKT14		Above rear taillight bracket, pair Chevy Silverado/GMC 1500, 2014-2017
RBKT16		Trunk Mount Bracket, pair Ford Police Interceptor Sedan, 2013-2017
RBKT17		Above rear taillight bracket, pair Dodge Ram, 2014-2017
RBKT18		Above rear taillight bracket, pair Ford F-150, 2015-2017
RBKT19		Below rear taillight bracket, pair Ford F-150, 2015-2017

Model	Series	Option Description
LSVBKT13	LINSV2	Under-the-side view mirror mount, pair, Chevy Silverado 1500/2500, 2014-2016
LSVBKT34		Under-the-side view mirror mount, pair, Police Interceptor Utility, 2013-2017
LSVBKT35		Under-the-side view mirror mount, pair, Dodge Charger, 2011-2017
LSVBKT38		Under-the-side view mirror mount, pair, Police Interceptor Sedan, 2013-2017
LSVBKT42		Under-the-side view mirror mount, pair, Dodge Ram 1500, 2011-2016
LSVBKT44		Under-the-side view mirror mount, pair, Dodge Durango, 2013-2016
LSVBKT45		Under-the-side view mirror mount, pair, Chevy Tahoe and Suburban, 2015-2017
LSVBKT47		Under-the-side view mirror mount, pair, Ford F-150, 2015-2017

NOTE: Mounting available for Harley-Davidson® Motorcycles. Refer to current Price List or Whelen Motorcycle Brochure for more information



2G & 5G Series

- Fits all applicable industry mounting accessories
- Fully encapsulated for moisture, vibration, and corrosion resistance
- Hard-coated lenses minimize environmental damage from sand, sun, salt, and road chemicals
- Optional flange available for surface mounting
- Five year warranty



Model	Technology	Mount	Color	Lens	VDC	Amps	Patterns	Cable	Certs	Size
2G*00F*R	LED	Grommet mount (includes vinyl grommet)	A, R	A, R	12	300mA/avg, 500mA/peak	15 Scan-Lock™	12" Pigtail	D - (Class 1) C - (Class 2)	5-1/2" (140mm) Dia. x 1-1/4" (32mm) D (with grommet)
2G*00FCR				Clear						
5G*00F*R				A, R					C, D (Class 1 & 2)	3-3/16" (81mm) H x 7-7/16" (189mm) W x 1-1/4" (32mm) D (with grommet)
5G*00FCR				Clear						

Replace symbol* in model number with letter indicating color desired: A=Amber, R=Red

Model		Option Description
2G	5G	
2GFLANGC	5GFLANGC	Surface mount Chrome plated flange kit
2GFLANGB	5GFLANGB	Surface mount Black flange kit
2GBKT1	5GBKT1	Black surface mount "L" bracket



3" & 3-1/2" Round Series

- Hard-coated lenses minimize environmental damage from sand, sun, salt, and road chemicals
- Five year warranty

3" Round

- Ultra thin at only 7/16" (12mm) depth

3-1/2" Round

- Solid or split color warning light
- Interleaved LEDs for combination warning and driving light



Model	Optics	Technology	Mount	Color	VDC	Amps	Patterns	Cable	Certs	Size
3S*00F*R	3" Round	LED	Surface	A,B,R	12	0.50mA/peak 0.25mA/avg	160 FPM	6" Pigtail	A, C, D (Class 1, 2 & 3)	3" (76mm) Dia.
PAR28*	3-1/2" Round	Linear6 Super-LED®	Fog light	A,B,R,W		2mA/peak 0.9mA/avg	25 Scan-Lock		A, B, C, D	
PAR28#				R/W, B/W, R/B		69 Scan-Lock	A, B, C, D			
PAR28D*	3-1/2" Round White Driving Light			W with B or R		50 Scan-Lock	C, D			
PAR28DJ				W with B over R						

Replace symbol* in model number with letter indicating color desired: A=Amber, B=Blue, C=White, R=Red
 Replace symbol# in model number with letter indicating split color desired: D=Red/White, E=Blue/White, J=Split Red/Blue

Model	Option Description
3" Round	
3FLANGEC	Chrome plated flange
3GROMMET	Rubber grommet kit



4" Round Series

- Hard-coated lenses minimize environmental damage from sand, sun, salt, and road chemicals
- Fully encapsulated for moisture, vibration, and corrosion resistance
- Synchronize to other Whelen sync products
- Supplied with adapter for PAR-36 (4-1/2") applications
- Five year warranty



TIR6, Flat Lens

Linear6, Extended Lens



Fog light mount

Flat Lens

- TIR6™ Super-LED® with synchronize feature

Extended Lens

- Linear6™ Super-LED with synchronize feature
- Optional flasher simultaneously flashes or alternates multiple LED lighthoods
- **NEW** Amber/Green model with Clear lens

Model	Optics	Technology	Mount	Color	VDC	Amps	Patterns	Cable	Certs	Size		
2F*00Z*R	Flat lens	TIR6 Super-LED	Surface	A, R B, W	12	0.8/ max 0.32/ avg	25 Scan-Lock™	6" Pigtail	C, D B (A)	4-1/4" (108mm) Dia. x 1-3/16" Depth		
2E*00Z*R	Extended lens	Linear6 Super-LED	Requires optional mounting	A, R B, W		25 Scan-Lock	2/peak 0.9 avg		25 Scan-Lock	A (Lower) B (B/R) C, D	-	4-1/4" (108mm) Dia. x 2" Depth
2E#00ZCR				R/B, R/W, B/W		69 Scan-Lock						
2EP00ZCR				A/G		25 Scan-Lock						
FEDC06*R	Extended lens with fog light mount, includes mounting	Linear6 Super-LED	2011-2016 Dodge Durango	A, R B, W		25 Scan-Lock	2/peak 0.9 avg		25 Scan-Lock	B, C, D	-	4-1/4" (108mm) Dia. x 2" Depth
FEDC06#R				R/B, R/W, B/W		69 Scan-Lock						
FDFP11*R			2011-2014 Ford Expedition, 2015-2017 Ford Expedition SSV with round fog lights	Interleaved W with R or B		25 Scan-Lock						
FDFP11JR				Interleaved W with B over R		69 Scan-Lock						
FEFP11*R				A, R B, W		25 Scan-Lock						
FEFP11#R			R/B, R/W, B/W	69 Scan-Lock								

Replace first symbol* in model number with letter indicating color desired: A=Amber, B=Blue, C=White, R=Red
 Replace last symbol* in model number with letter indicating LENS color.
 Replace # in model number with split color desired: D=Red/White, E=Blue/White, J=Red/Blue



Model	Option Description
2GROMMET	Rubber grommet kit, not for fog mount lights
2FLANGE C	Chrome flange kit, not for fog mount lights
2FLANGE B	Black flange kit, not for fog mount lights



Vertex™ Series

- Self-contained light with in-line lamp driver
- Designed to mount in composite style headlight or taillight, or surface mount to exterior surfaces with flange mount option
- VHB models for factory prepped Ford Interceptor Sedans and SUVs
- Fully encapsulated for moisture, vibration, and corrosion resistance
- Hard-coated lenses minimize environmental damage from sand, sun, salt, and road chemicals
- Synchronize to other Whelen sync products
- Clear outer lens, color LEDs
- Go undercover with SAE Class 1 Certified Smoked lenses
- 24 Volt models available, contact factory
- Five year warranty



Model	Optics	Technology	Mount	Color	Lens	VDC	FPM	Amps	Cable	Size
VTX609*	Omni-directional	Super-LED®	1" Hole recess or Surface <small>(Mounting Purchased separately)</small>	A, B, R, W	Clear	12	25 Scan-Lock™	0.750/peak 0.30/avg	9'	1" (26mm) H x 1-5/8" (41mm) Dia.
XTX609*				A, B, R, W	Smoked					
VTX609#				Split A, B, R, and/or W	Clear					
XTX609#				Split A, B, R, and/or W	Smoked					
VTXD609*	Directional/side emitting shield		A, B, R, W	Clear						
XTXD609*			A, B, R, W	Smoked						
VTXD609#			Split A, B, R, and/or W	Clear						
XTXD609#			Split A, B, R, and/or W	Smoked						
VTX3609*	360° side emitter	1" Hole recess	A, B, R, W	Clear						
VTX3609#			Split A, B, R, and/or W							
VHB609*	Omni-directional	Surface	A, B, R, W	Clear						
VHB609#			Split A, B, R, and/or W							

Replace * symbol in model number with letter indicating color desired: A=Amber, B=Blue, C=White, G=Green, R=Red
 Replace # in model number with letter indicating split color desired: D=Red/White, E=Blue/White, F=Amber/White, J=Red/Blue



Model	Option Description
VTXFC	Chrome plated flange
VTXFB	Black flange



Strip-Lite™

- Slim rectangular shape offers mounting versatility in tight spaces
- Fully encapsulated for moisture, vibration, and corrosion resistance
- Hard-coated lenses minimize environmental damage from sand, sun, salt, and road chemicals
- Easily surface mounts with two screws
- Low current consumption
- Polycarbonate construction
- Five year warranty




Model	Technology	Mount	Color	VDC	Amps	Patterns	Cable	Certs	Size
PS*00F*R	LED	Surface	A, B, R, W	12	0.675/max 0.27/avg	14 Scan-Lock including steady-burn	6" Pigtail	C	1" (25mm) H x 11-1/2" (292mm) W x 1-3/8" (35mm) D

Replace first symbol* in model number with letter indicating color desired: A=Amber, B=Blue, C=White, R=Red
 Replace last symbol* in model number with letter indicating LENS color



Model	Option Description
PSBKT451	45° mounting bracket
PSBKT1	Guard for use with or without angle bracket



OS™ Series

- Fully encapsulated for moisture, vibration, and corrosion resistance
- Hard-coated lenses minimize environmental damage from sand, sun, salt, and road chemicals
- Includes Chrome housing
- Clear outer lens, color LEDs
- 24 Volt models available, contact factory
- Five year warranty



OS*00FCR



OSR00SCR


Model	Technology	Mount	Color	VDC	Amps	Patterns	Flasher	Cable	Size
OS*00FCR	5mm LED	Surface, includes Chrome flange	A, B, R, W	12	60mA/peak 30mA/avg	Single flash	Built-in	6" Pigtail	1" (25mm) H x 1-1/2" (48mm) W x 1/2" (13mm) D
OS*00SCR					30mA	Steady	Requires flasher (Purchased separately)		

Replace symbol* in model number with letter indicating color desired: A=Amber, B=Blue, C=White, R=Red




400 Series

- Available with Clear or color lens, V-Series™ has Clear lens only
- V-Series has 3-in-1 combination warning, alley/flood, and ground illuminating puddle light
- Available with or without internal flasher
- Hard-coated lenses minimize environmental damage from sand, sun, salt, and road chemicals
- Single level is surface mount
- Single level models include Scan-Lock™ flash patterns with steady-burn and synchronize feature
- Dual level has individual control of upper and lower level
- Five year warranty



40R02ZCR



40RB5SCR



4V3R

Model	Optics	Technology	Mount	Color	VDC	Amps	Patterns	Cable	Certs	Size
40**5SCR	Dual level warning	Linear Super-LED	Requires optional mounting	A, B, R, W	12	1.8/peak 0.72/avg	Requires optional flasher	6" Pigtail	C W	3-3/16" (77mm) H x 4-15/16" (124mm) W x 2" (50mm) D
40*02Z*R	Single level warning		Surface			.90/peak 0.36/avg	25 Scan-Lock		B,C D	3-3/16" (77mm) H x 4-15/16" (124mm) W x 1-3/8" (34mm) D
4V3*	Warning, alley/flood & puddle light	3-in-1 Super-LED lighting	Surface	A, B, R, W warning, steady W for alley and puddle		1.2 warning 0.40 alley 0.12 puddle	Warning has 25 Scan-Lock patterns		W	3-1/16" (77mm) H x 4-15/16" (124mm) W x 2- 3/4" (69mm) D

Replace first symbol* or ** in model number with letter indicating color desired: A=Amber, B=Blue, C=White, R=Red
 Replace last symbol* in model number with letter indicating LENS color.



Model	Option Description
4EFLANGE	Chrome plated flange kit for single level only
4FLANGEB	Black flange kit for single level only
4TSMAB	Black surface mount adapter
4TSMAC	Chrome surface mount adapter

Model	Option Description
4EGRILP	Grille-Master™ Chrome housing with swivel bracket
4EGRILB	Grille-Master Black housing with swivel bracket
4ILKT1	Polished intersection housing kit, pair, for 4300/4400 International chassis only



4EFLANGE



4FLANGEB



4TSMAB



4TSMAC



4EGRILP



4EGRILB

500 Series

- V-Series™ has 3-in-1 combination warning, alley/flood, and ground illuminating puddle light
- Single color combination 180° and TIR™ directional warning light
- Hard-coated lenses minimize environmental damage from sand, sun, salt, and road chemicals
- Requires optional mounting
- Solid color available with Clear or color lens
- V-Series and split color lights have Clear lens
- LEDs are rated for thousands of hours of operation
- Five year warranty



Model	Optics	Technology	Mount	Color	VDC	Amps	Patterns	Cable	Certs	Size
50*02Z*R	Horizontal mount warning	Linear Super-LED®	Requires optional mounting	A, B, R, W	12	1.0/peak 0.40/avg	25 Scan-Lock™	6" Pigtail	B (A/B) C D (A/B)	1-5/8" (41mm) H x 5" (127mm) W x 1-3/4" (44mm) D (lighthouse only)
50**2ZCR	Horizontal mount split warning			A/A, B/B, R/R, W/W, R/W, B/W, A/W, A/G		0.50/peak 0.20/avg per side				
5V*02Z*R	Vertical mount warning			A, B, R, W		1.0/peak 0.40/avg				
50AA2SA2	Vertical mount for truck cab		Includes Chrome flange	A						
50A02SA1	Horizontal mount for rear of waste truck		Includes grommet & connector	A						
50*03Z*R	Warning	TIR6™ Super-LED	Requires optional mounting	A, B, R, W	0.63/peak 0.315/avg	0.315/peak 0.125/avg per side	B (R) C D	1-5/8" (41mm) H x 5" (127mm) W x 1-3/8" (35mm) D		
50**3ZCR	Split warning			A/A, B/B, R/R, W/W, R/W, B/W, A/W						
5V1*	Warning	V-Series & TIR Super-LED	Requires optional mounting	A, B, R, W, G	1.5/peak 0.6/avg	0.12 warning 1.0 alley 0.5 puddle	B (B) D	2-1/8" (54mm) H x 5-3/8" (137mm) W x 1-5/8" (42mm) D		
5V3*	Warning, alley/flood & puddle light	V-Series Super-LED		A, B, R, W warning, with W illumination						

Replace symbol* in model number with letter indicating color desired: A=Amber, B=Blue, C=White, G=Green, R=Red
 Replace last symbol* in model number with letter indicating LENS color.



Model	Option Description
5FLANGEB	Black flange kit
5FLANGEC	Chrome plated flange kit
5FLANGEP	Polished aluminum flange kit
5GROMMET	Rubber grommet kit
5TSMAB	Black surface mount adapter, TIR6 Super-LED only
5TSMAC	Chrome plated surface mount adapter, TIR6 Super-LED only

Model	Option Description
5LSMAB	Black surface mount adapter, Linear-LED® only
5LSMAC	Chrome plated surface mount adapter, Linear-LED only
5BRUSH	Aluminum brush guard for TIR6 only, requires flange
5BKT1	Universal mounting bracket for Super-LED
5GBKT1	"L" bracket for use with grommet mount lighthouse only
5GM2LRC	Chrome plated grille mount for 2015-2017 Freightliner M2, pair
5IM2LRC	Chrome plated fender mount for 2015-2017 Freightliner M2, pair



600 Rota-Beam™ Series

- 600 Series Rota-Beam features “rotating” technology, simulating the appearance of a rotating lighthouse without any moving parts or motors for long-life reliability
- 100% solid-state electronics
- 180° horizontal light output
- Clear or color lens
- Hard-coated lenses minimize environmental damage from sand, sun, salt, and road chemicals
- Integrate with other Whelen Rota-Beam products through synchronize feature
- Five year warranty



6RBRC



6RBA



Model	Optics	Mount	Color	Lens	VDC	Amps	Patterns	Cable	Certs	Size
6RB*	Oscillating Super-LED	Surface	A, R, B, W	Color	12	2.2/peak 1.1/avg	14 Scan-Lock™	6" Pigtail	W	4-3/16" (106mm) H x 6-9/16" (167mm) W x 3-7/16" (88mm) D
6RB*C				Clear						

Replace symbol * in model number with letter indicating color desired: A=Amber, B=Blue, C=White, R=Red



Model	Option Description
6FLANGEB	Black flange kit
6EFLANGE	Chrome plated flange kit
64FKIT	Kit to convert 600 Series to fit in old style 64 Series hole cutouts



6FLANGEB



6EFLANGE



64FKIT

Brake/Tail/Turn Lights

- **NEW** SurfaceMax™ Series Super-LED® with all-new patented mounting technology
- Fully encapsulated for moisture, vibration, and corrosion resistance
- Hard-coated lenses minimize environmental damage from sand, sun, salt, and road chemicals
- Five year warranty



Model	Optics	Technology	Mount	Color	Lens	VDC	Amps	Cable	Certs	Size	
20R00XRR	4" Round	LED	Requires optional mounting	R	R	12	0.4/high 0.4/low	6" Pigtail	J, K, L, Y, X, Q	4-1/4" (108mm) Dia.	
M6BTT	M6 Series		Surface				0.85/brake 0.06/tail		J, K, L, X, Y	4-5/16" (109mm) H x 6-3/4" (170mm) W x 1-3/8" (35mm) D	
M9BTTX	M9 Series						0.75/brake 0.55/tail		J, K, L, X, Y	6-1/2" (165mm) H x 10-3/8" (263mm) W x 1-3/8" (35mm) D	
40BTT	400 Series		0.375/brake 0.040/tail				J, K, I		3-3/16" (77mm) H x 4-15/16" (124mm) W x 2-3/4" (69mm) D		
C6BTT	C6 Series	SurfaceMax Super-LED	Surface				C		0.40/brake 0.050/tail	J, K, L, X, Y	5-1/8" (130mm) H x 8-5/16" (210mm) W x 1-9/16" (40mm) D
C6BTTTC							C		0.80/brake 0.050/tail	F, G, H, J, L, M, T, V, Y	4-1/16" (103mm) H x 8-1/8" (206mm) W x 1-9/16" (40mm) D
C7BTT	C7 Series						R			0.350/brake 0.040/tail	J, K, L, X, Y
C7BBTTC							C		J, K		1" (25mm) H x 11-1/2" (292mm) W x 1-3/8" (35mm) D
C9BTT	C9 Series						R		0.5 high/0.05 low	J, K	-
C9BBTTC							C			-	
PSR00XRR	Strip-Lite™			LED with turn	R/A	R	0.225 turn/150mA brake/40mA turn	-			
PSRASXCR						C	-				

Model								Option Description
4" Round	M6	M7	400	C6	C7	C9	Strip-Lite	
2FLANGEC	M6FC	M7FC	4EFLANGE	C6FC	C7FC	C9FC	-	Chrome plated flange
2FLANGEB	M6FB	M7FB	4FLANGEB	C6FB	C7FB	C9FB	-	Black flange
-	M6BRUSH	M7BRUSH	-	-	-	-	PSBKT1	Brush guard
2GBKT1	-	-	-	-	-	-	-	"L" bracket
2GROMMET	-	-	-	-	-	-	-	Grommet mount kit
-	M6FCV2	-	-	-	-	-	-	Chrome flange, 2 lamps, vertical
-	M6FCV3	-	-	-	-	-	-	Chrome flange, 3 lamps, vertical
-	M6FCV4	-	-	-	-	-	-	Chrome flange, 4 lamps, vertical
LEDLOAD								Adds additional amperage load



Turn Signals

- **NEW** SurfaceMax™ Series Super-LED® with all-new patented mounting technology
- Arrows may be mounted left or right
- 400 LED Series is turn indicator/front marker clearance light combination
- M Series are surface mounted
- Hard-coated lenses minimize environmental damage from sand, sun, salt, and road chemicals
- Mounting options are purchased separately
- Five year warranty



Model	Optics	Technology	Mount	Color	Lens	VDC	Amps	Patterns	Cable	Certs	Size	
M6T	M6 Series	LED	Surface mount	A	Clear	12	0.75/peak	8	6" Pigtail	L, Y	4-5/16" (109mm) H x 6-3/4" (170mm) W x 1-3/8" (35mm) D	
M9T	M9 Series				Clear		1.2/peak				6-1/2" (165mm) H x 10-3/8" (263mm) W x 1-3/8" (35mm) D	
40A00AAR	400 Series				Color		0.4/peak 0.06/avg	2		X, Y	3-3/16" (77mm) H x 4-15/16" (124mm) W x 2-3/4" (69mm) D	
C6T	C6 Series	SurfaceMax Super-LED	Optional mounting available	A	Color	12	0.460/peak 0.180/avg	6	6" Pigtail	L, Y	5-1/8" (130mm) H x 8-5/16" (210mm) W x 1-9/16" (40mm) D	
C6TC					Clear							
C7T	C7 Series				Color		0.420/peak 0.170/avg			6	L, Y	4-1/16" (103mm) H x 8-1/8" (206mm) W x 1-9/16" (40mm) D
C7TC					Clear							
C9T	C9 Series				Color		0.720/peak 0.280/avg			6	L, Y	8-1/8" (206mm) H x 10-1/8" (257mm) W x 1-9/16" (40mm) D
C9TC					Clear							

Model						Option Description
M6	M9	400	C6	C7	C9	
M6FC	M9FC	4EFLANGE	C6FC	C7FC	C9FC	Chrome plated flange
M6FB	M9FB	4FLANGEB	C6FB	C7FB	C9FB	Black flange
M6BRUSH	M9BRUSH	-	-	-	-	Brush guard
M6FCV2	-	-	-	-	-	Chrome flange for 2 lighthoods, vertical
M6FCV3	-	-	-	-	-	Chrome flange for 3 lighthoods, vertical
M6FCV4	-	-	-	-	-	Chrome flange for 4 lighthoods, vertical
M6FC600	M9FC900	-	-	-	-	Chrome flange converts to 600 or 900 Series lighthouse



Back-Up Lights

- 400 Series Super-LED® back-up lights
- M Series are surface mounted
- Mounting options are purchased separately
- 400, 600, and 700 Series LED may additionally be used as interior lights
- Hard-coated lenses minimize environmental damage from sand, sun, salt, and road chemicals
- Five year warranty



Model	Optics	Technology	Mount	Color	VDC	Amps	Patterns	Cable	Certs	Size
M6BUW	M6 Series	Super-LED	Surface	W	12	1.6	Steady	6" Pigtail	N	4-5/16" (109mm) H x 6-3/4" (170mm) W x 1-3/8" (35mm) D
M9BUW	M9 Series					1.8				6-1/2" (165mm) H x 10-3/8" (263mm) W x 1-3/8" (35mm) D
5GC00WCR	5G Series	Includes grommet	0.15			3-3/16" (77mm) H x 7-7/16" (189mm) W x 1-1/2" (38mm) D				
40C00VCR	400 Series	LED	Horizontal			0.35				3-3/16" (77mm) H x 4-15/16" (124mm) W x 2-3/4" (69mm) D
40BUH		Super-LED	Vertical			1.0				
40BUV										
60C00VCR	600 Series	LED minimum	May be surface mounted			0.35				4-1/8" (105mm) H x 6-1/2" (165mm) W x 1-3/8" (35mm) D
60C00WCR		LED maximum				0.6				
70C00VCR	700 Series	LED minimum	Optional mounting available			0.35				3-1/16" (78mm) H x 7-1/4" (184mm) W x 1-1/4" (31mm) D
70C00WCR		LED maximum				0.5				

Model					Option Description
Super-LED		LED			
M6	M9	400	600	700	
M6FC	M9FC	4EFLANGE	6EFLANGE	7EFLANGE	Chrome plated flange
M6FB	M9FB	4FLANGEB	6FLANGEB	7FLANGEB	Black flange
M6BRUSH	M9BRUSH	-	-	-	Brush guard
M6FCV2	-	-	-	-	Chrome flange for two lighthoods, vertical
M6FCV3	-	-	PLAST3V	-	Chrome flange for three lighthoods, vertical
M6FCV4	-	-	PLAST4V	-	Chrome flange for four lighthoods, vertical
-	-	-	CAST3H	-	Three lighthouse cast aluminum housing, horizontal
-	-	-	CAST3	7CAST3	Three lighthouse cast aluminum housing, vertical
-	-	-	CAST4V	-	Four lighthouse cast aluminum housing, vertical
M6FC600	M9FC900	-	-	-	Chrome flange converts to hundred series lighthouse



Scenelights

- Super-LED® surface mount lighthoods are instant on with no warm-up time
- 500 Series lighthoods require mounting option, purchased separately
- 900 and M9 Series lighthoods are certified to meet KKK 1822-F requirements and AMD 024 Standard
- Hard-coated lenses minimize environmental damage from sand, sun, salt, and road chemicals
- Five year warranty



Model	Optics	Technology	Mount	Color	VDC	Amps	Patterns	Cable	Size
6SC0ENZR	600 Series	Super-LED	Surface	W	12	1.5	Steady	6" Pigtail	4-1/8" (105mm) H x 6-1/2" (165mm) W x 1-3/4" (44mm) D
60C0ELZR			Recess			2			
7SC0ENZR	Surface		2			3-1/16" (78mm) H x 7-1/4" (184mm) W x 1-3/4" (44mm) D			
70C0ELZR	Recess		2						
9SC0ENZR	900 Series		Surface, includes Chrome flange			6			7-1/8" (181mm) H x 9-1/8" (232mm) W x 1-3/4" (44mm) D
M6ZC	M6 Series		Surface			2			4-5/16" (109mm) H x 6-3/4" (170mm) W x 1-3/8" (35mm) D
M7ZC	M7 Series					2.25/peak 0.9/avg			3-3/8" (86mm) H x 7-5/8" (194mm) W x 1-3/8" (35mm) D
M9LZC	M9 Series		Surface, includes Chrome flange			6			6-1/2" (165mm) H x 10-3/8" (263mm) W x 1-3/8" (35mm) D

Model Series						Option Description
M6	M7	M9	600	700	900	
M6FC	M7FC	M9FC	6EFLANGE	7EFLANGE	90FLANGC	Chrome plated flange
M6FB	M7FB	M9FB	6FLANGEB	7FLANGEB	90FLANGB	Black flange



Interior Lighting

- Super-LED® model 86CE1 has 12 diodes and Hi/Low control and is certified to KKK 1822-F when properly installed
- LED 2" Round Series includes 2-1/2" adapter for customer supplied 2-1/2" grommet, plus a 3" and 3-1/2" flange mount
- Strip-Lite™ available in two levels of intensity
- Fluorent Plus™ Series is available in increments of 9" (228mm) and includes both a C clip for snap-in and P clip for fixed mounting. Silicone rubber end caps
- Hard-coated lenses minimize UV damage and resist scratches
- Five year warranty



Model	Optics	Technology	Mount	VDC	Amps	Cable	Size	
86CE1	Rectangular interior dome	Super-LED	Requires cut-out, includes flange	12	2/high 0.20/low	6" Pigtail	6-7/16" (163mm) H x 8-3/16" (208mm) W x 1-1/4" (32mm) D	
T0CACCCR	2" Round compartment	5mm LED	Surface		0.025		6" Pigtail, includes Deutsch® connector	2" (51mm) Dia.
20C0CDCR	2G Series (4" round) compartment	Super-LED 12 diode	Surface mount requires optional mounting		0.360			4" (102mm) Dia.
20C0CDDC								
5GC0CCCR	5G Series compartment	Super-LED	Includes Black grommet, requires optional mounting		0.525	6" Pigtail	3-3/16" (81mm) H x 7-7/16" (189mm) W x 1-1/2" (38mm) D	
PSC0ADCR	Strip-Lite compartment	6 diode LED	Surface		0.240		1" (25mm) H x 11-1/2" (292mm) W x 1-3/8" (35mm) D	
PSC0CDCR		18 diode LED			0.480			
F09PC	Fluorent Plus compartment tube lighting	Super-LED			Surface		0.06	5/8" (16mm) H x 9" (228mm) W
F18PC							0.125	5/8" (16mm) H x 18" (457mm) W
F27PC							0.16	5/8" (16mm) H x 27" (686mm) W
F36PC							0.18	5/8" (16mm) H x 36" (914mm) W
F45PC							0.24	5/8" (16mm) H x 45" (114cm) W
F54PC							0.32	5/8" (16mm) H x 54" (137cm) W
F63PC							0.42	5/8" (16mm) H x 63" (160cm) W

Model	Series	Option Description
TFLANGEC	2" Round	Surface mount Chrome plated flange kit
TFLANGEB		Surface mount Black flange kit
TGROM2		Grommet mounting kit
2GFLANGC	2G (4" Round)	Surface mount Chrome plated flange kit
2GFLANGB		Surface mount Black flange kit
2GROMMET		Grommet mounting kit

Model	Series	Option Description
5GFLANGC	5G	Surface mount Chrome plated flange kit
5GFLANGB		Surface mount Black flange kit
PSBKT451	Strip-Lite	45° stainless steel bracket



Interior Lighting

- 3" Round Red, Red/White, and Blue/White are designed for better night vision and includes independent control of color and White light
- 6" Round extreme low profile surface mount is available in 24 volt models. Certified for NFPA 1901 and NFPA 1917 primary or alternative spec when properly configured
- 700 Series has illuminated switches
- 8" Round has high lumen output of 1,000/Hi and 80/Low, simulating natural light at midday. Certified to meet KKK-1822F requirements when properly installed
- Hard-coated lenses minimize UV damage and resist scratches
- Five year warranty



Model	Optics	Technology	Mount	Housing	Switch	VDC	Amps	Cable	Size			
3SC0CDCR	3" Round LED	Compartment White	Surface Optional mounting available	Rubber gasket housing	-	12	0.380	6" Pigtail	3" (76mm) Dia.			
3SR0CDRR		Nighttime illumination, Red					0.300					
3SBCCDCR		Compartment split Blue/White					0.310					
3SRCCDCR		Compartment split Red/White										
60C0EHCR	6" Round Super-LED®	Compartment 18 diode, White	Surface	-	-	12	1.2/high 0.13/low	6" Pigtail	6" (152mm) Dia. x 5/8" (16mm) D			
60C0EJCS		Compartment 6 diode, White					On/Off			0.70/high		
60CBEGCS		Compartment 6 Blue diodes & 6 White diodes					Dual switches for On/Off color and On/ Off and White			0.70/White 0.50/Blue		
60CREGCS		Compartment 6 Red diodes & 6 White diodes								0.70/White 0.50/Red		
70CREGCS	700 Series	Compartment 30 Red diodes & 30 White diodes	4 Screws, fits industry standard 8" cutout, no mounting hardware required	Chrome flange	-	12	0.35/White 0.50/Red 2mA/switch	6" Pigtail	3-1/16" (78mm) H x 7-1/4" (184mm) W x 1-1/4" (31mm) D			
80C0EHCR	18 Diode, White	Fits 8" cutout with spring clip mounting, no mounting hardware required								White flange	Built-in Hi/Low intensity	1.2/high 0.13/low
80C00EZR	18 Diode, White											
80CBEHCR	6 White diodes 3 Blue diodes	4 Screws								Chrome flange	-	-
80CREHCR	6 White diodes 3 Red diodes											

Model	3" Round Options
3FLANGEC	Chrome plated flange, surface mount
3GROMMET	Grommet mount



Illumination, Marker or Clearance, & Tank Light

- OS™ Series includes Chrome housing. It's 45° angle illuminates step surfaces and areas needing angled lighting. Interior or exterior use
- 2" Round Series marker or clearance light includes 2-1/2" adapter for customer supplied 2-1/2" grommet, plus a 3" and 3-1/2" flange mount
- PSTANK light indicates fluid level of water tank on vehicle
- PEL Series has 40° downward projected light for illumination of vehicle's perimeter
- Hard-coated lenses minimize environmental damage from sand, sun, salt, and road chemicals
- Includes 6" pigtail
- Five year warranty



Model	Optics	Technology	Application	Mount	Color	Lens	Housing	VDC	Amps	Patterns	Size	
OSC0EDCR	OS Series	LED	White illumination	Surface	W	Clear	Chrome	12	0.3	Steady	1" (25mm) H x 1-1/2" (38mm) W x 1/2" (13mm) D	
OAC0EDCR											1" (25mm) H x 1-7/8" (48mm) W x 7/8" (21mm) D	
OSA00MCR											1" (25mm) H x 1-1/2" (38mm) W x 1/2" (13mm) D	
OSR00MCR	2" Round		Marker or clearance		A	A			0.8/max 0.5/avg		2" (51mm) Dia.	
TOA00MAR					R						R	
TOR00MRR					R	R						
PSTANK	Strip-Lite™		Fluid indicator		R,A, B,G				0.45/max		1-3/8" (35mm) H x 11-1/2" (292mm) W	
PELCC	PEL Series	Super-LED®	Ground perimeter lighting		W	Clear	Chrome		24	0.37		2-1/4" (56mm) H x 7-7/8" (201mm) W x 1-5/8" (42mm) D
PELCB							Black					
PELCC4							Chrome					
PELCB4							Black					

Model	2" Round Option Description
TGROM2	Rubber grommet mount
TFLANGEC	Surface mount flange, Chrome
TFLANGEB	Surface mount flange, Black



PAR Replacement Lamps

- PAR lights have heavy-duty heatsink and industry standard brass slotted head connection point
- Hard-coated lenses minimize environmental damage from sand, sun, salt, and road chemicals
- Includes 6" pigtail
- Five year warranty



Model	Optics	Technology	Application	Mount	Color	Lens	Housing	VDC	Amps	Patterns	Size
P46SLC	PAR-46	Super-LED®	2° Spotlight	Drop-in replacement for outdated halogen spotlight lamps	W	Clear	Black powder coated die-cast aluminum heatsink	12	2.3	Steady	5-5/8" (144mm) Dia x 2-11/16" (69mm) D
P46FLC			8° Spotlight						1.9		
P46WLC			20° x 60° Floodlight						1.0 Warning		
P46S2*			8° Spotlight with Blue or Red warning						1.4 Spotlight	1 wire control for Spot and Warning	
P46S2X			8° Spotlight with California Steady Red						1 wire control for Spot, Warning with alternating flash		
P46S2*3			8° Spotlight with Blue or Red warning								
P36SLC	PAR-36		2° Spotlight					12/24	0.85 @ 12 VDC 0.325 @ 24 VDC	Steady	4-1/2" (111mm) Dia. x 2" (51mm) D

Replace symbol * in model number with letter indicating color desired: B=Blue, R=Red



24 VDC Lighthoods

Special order, contact factory for availability. Non-returnable, non-cancelable. See 12V page for photo and details

Model	Series	Description	Color	12 V Page
0SU0EDCR	0S Series	Illumination Light	W	27
20U0CDCR	4"Round, 2G Series	Compartment Light, Level 3 Intensity, Optional Mounting Purchased Separately	W	25
3SU00FCR	3" Round	Flashing Warning	White with Clear Lens	15
3SS00FAR	3" Round	Flashing Warning	Amber with Amber Lens	
3SW00FRR	3" Round	Flashing Warning	Red with Red Lens	
50S03ZAR	500 Series	TIR6™ Super-LED® Warning	A with A Lens	19
50T03ZBR	500 Series	TIR6 Super-LED Warning	B with B Lens	
50W03ZRR	500 Series	TIR6 Super-LED Warning	R with R Lens	
60U0EHCR	6" Round	Super-LED Ambulance Interior Light, Surface Mount	W	26
60U0EJCS	6" Round	6 LED Interior Light, Surface Mount, Includes Switch	W	
7SU0ENZR	700 Series	Gradient Opti-Scenelight, Surface Mount	W	24
9SU0ENZR	900 Series	Super-LED Gradient Opti-Scenelight™, Surface Mount	W with Chrome Flange	25
LINZ6*24	LINZ6™ Series	Linear Super-LED Warning	A, B, R, or W, with Clear Lens	13
M2*24	M2 Series	Super-LED Warning with Scan-Lock™ Flash Patterns	A, B, R, or W, with Color Lens	
M2W*24	M2 Series	Super-LED Warning, Wide-Angle	A, B, R, or W, with Color Lens	
M2W*C24	M2 Series	Super-LED, Warning, Wide-Angle	A, B, R, or W, with Clear Lens	
M4*24	M4 Series	Super-LED Warning with Scan-Lock Flash Patterns	A, B, R, or W, with Color Lens	
M6*24	M6 Series	Super-LED Warning with Scan-Lock Flash Patterns	A, B, R, or W, with Color Lens	
M6BTT24	M6 Series	Brake/Tail/Turn Light	R with R Lens	21
M6BUW24	M6 Series	Back-Up Light	W with Clear Lens	23
M6T24	M6 Series	Amber Turn Signal, Sequential Arrow	A with A Lens	22
M6ZC24	M6 Series	Super-LED Gradient Scenelight	W with Clear Lens	24
M7*24	M7 Series	Super-LED Warning with Scan-Lock Flash Patterns	A, B, R, or W, with Color Lens	11
M7ZC24	M7 Series	Super-LED Gradient Scenelight	W with Clear Lens	24
M9*24	M9 Series	Super-LED Warning with Scan-Lock Flash Patterns	A, B, R, or W, with Color Lens	12
MCRNS*4	Micron™	Super-LED Warning, Surface Mount	A or W, with Black Flange	7
MPB4B	Pioneer™ Micro™	Super-LED Work Light, Bail/Stud Mount	W with Black Housing	30
MPB4W	Pioneer Micro	Super-LED Work Light, Bail/Stud Mount	W with White Housing	
MPP4W	Pioneer Micro	Super-LED Work Light, Low Profile Pedestal/Swivel Mount	W with White Housing	
MPR4W	Pioneer Micro	Super-LED Work Light, Straight Recessed Mount	W with White Housing	
NP6B4B	Pioneer Nano™	Work/Scene Light, 6-LED, with Bail Mount	W with Black Housing	
NP6B4W	Pioneer Nano	Work/Scene Light, 6-LED, with Bail Mount	W with White Housing	
P46HHS4	PAR-46	Super-LED Handheld Spotlight, Includes Cigar Cord, On/Off Switch and Magnet	W with Black Housing	-
PELCB4	PEL Series	Super-LED Perimeter Enhancement Light	W with Black Housing	27
PELCC4	PEL Series	Super-LED Perimeter Enhancement Light	W with Chrome Housing	
PFBP12C4	PAR-36	Round 12 Diode Super-LED Flood Light, with Pedestal/Swivel Mount and an On/Off Switch	W with Chrome Rear Cover	-
PFP14	Pioneer Plus™	Super-LED Flood Light, Single Panel	W with White Housing	30
PFP24	Pioneer Plus	Super-LED Flood Light, Dual Panel	W with White Housing	
PFS14	Pioneer Plus	Combination Flood/Spot Light, Single Panel	W with White Housing	-
PFS24	Pioneer Plus	Combination Flood/Spot Light, Dual Panel	W with White Housing	-
VTX609*4	Vertex™	Omni Directional Super-LED Warning	A, B, R, or W, with Clear Lens	17
WIONSC*4	ION™ Series	Wide-Angle Super-LED Warning, Surface Mount	A, B, R, or W, with Chrome Flange	4
WIONSM*4	ION Series	Wide-Angle Super-LED Warning, Surface Mount	A or W, with Black Flange	
WPLWZ3A4	Wing Plow™	2 LINZ6 Super-LED Warning Lights, one for when plow is in use and one for when plow is stowed	A	-

Replace symbol* in model number with letter indicating color desired: A=Amber, B=Blue, C=White, R=Red

For PAR, Pioneer and Wing Plow lights, request Whelen Product Bulletin for more information

Pioneer™ Series Work Lights

Pioneer Nano™



Pioneer Micro™



Pioneer SlimLine™



Pioneer Surface Mount



Pioneer & Pioneer Plus™



NEW With Proclera™ Silicone Optics

Pioneer Max™



Pioneer Quad™



NEW Pioneer Life™



With their structural design and innovative optic technology, Whelen's Pioneer Series Super-LED® Work Lights are reliable and efficient. Models feature a variety of sizes and mounting options for every application and price point.

For more information, request Whelen's Pioneer Series catalog

Pioneer Mounting Options

